



REFERENCE
REFERENCIA
RÉFÉRENCE

INTERSTATE®

BATTERY APPLICATION GUIDE 2023

2000–2023 Model Years
Plus Select Vintage Models

GUÍA DE APLICACIÓN DE BATERÍAS 2023

Años modelo 2000–2023
Y modelos antiguos seleccionados

GUIDE D'APPLICATION DES BATTERIES 2023

Années des modèles 2000-2023
Plus certains anciens modèles

InterstateBatteries.com

For a complete and up-to-date listing of applications, including vintage, visit <https://www.interstatebatteries.com/battery-finder>

We value your feedback. If you have any suggestions regarding this guide, please send them to applicationguide@ibsa.com.

Para una lista completa y actualizada de aplicaciones, incluyendo las aplicaciones para automóviles vintage, visite <https://www.interstatebatteries.com/battery-finder>

Valoramos sus comentarios. Si tiene alguna sugerencia acerca de esta guía, por favor envíela a applicationguide@ibsa.com.

Pour voir une liste complète et à jour des applications, y compris anciennes, consultez <https://www.interstatebatteries.com/battery-finder>

Nous apprécions vos commentaires. Si vous avez des suggestions concernant ce guide, veuillez les envoyer à applicationguide@ibsa.com.

Warranty

For limited warranty, see [interstatebatteries.com/warranty](https://www.interstatebatteries.com/warranty) or an Interstate Batteries authorized dealer.

Para la garantía limitada, contacte [interstatebatteries.com/warranty](https://www.interstatebatteries.com/warranty) o a un distribuidor autorizado de Interstate Batteries.

Pour les garanties limitées, voir [interstatebatteries.com/warranty](https://www.interstatebatteries.com/warranty) ou un vendeur autorisé d'Interstate Batteries.

Table of Contents

ENGLISH	
Safety First	2
Battery Maintenance	3
Legend	5
4-Step Battery Check Flooded Batteries	6
4-Step Battery Check AGM Batteries	7
Battery Specifications	
• Automotive	8
• Commercial	17
• Marine	20
• Lawn & Garden	22
• Golf Car	23
• Deep Cycle Equipment & Utility	25
• Optima	26
• Powersports	28
– Factory-Activated, AGM, High Performance, 12V	28
– Factory-Activated, AGM, 12V	28
– Bottle Supplied, AGM, 12V	29
– Conventional, High Performance, 12V	30
– Conventional, 6V	30
– Japanese Tractor	31
– Powersports Footnotes	31
– Decoding Powersports Battery Part Numbers	31
– Powersports Terminal Configurations	32
– Activating and Charging	33
• Uncommon Batteries	36
Battery Connections	37
Applications	
• Automotive & Light Truck	39
• Heavy-Duty Truck	187
• Agriculture	265
• Industrial	285
• Lawn & Garden	349
• Powersports	393
Abbreviations	512
Footnotes	Inside Back Cover

Disclaimer

The replacement battery information in this catalog has been obtained from BCI, O.E. manufacturers and other industry sources. Interstate Batteries disclaims any liability, expressed or implied, for the accuracy of this information or for damages as a consequence of using or misusing this information. Since some manufacturers do not provide complete replacement battery data, an estimate for replacement battery size is given for end user guidance. For specific replacement battery size information, see the equipment manufacturer.

Tabla de contenidos

ESPAÑOL	
La Seguridad Primero	431
Mantenimiento de la Batería	433
Leyenda	434
Revisión de Batería en 4 Pasos Baterías de Plomo Ácido	435
Revisión de Batería en 4 Pasos Baterías AGM	436
Especificaciones de Baterías	
• Automotrices	437
• Comerciales	446
• Marinas/Vehículos Recreativos	449
• Césped y Jardín	451
• Carros de Golf	452
• Baterías de Servicios Públicos y Equipos de Ciclo Profundo	454
• Optima	455
• Vehículos Deportivos	457
– Activado de Fábrica, AGM, Alto Rendimiento, 12V	457
– Activado de Fábrica, AGM, 12V	457
– Suministrado en Botella, AGM, 12V	458
– Convencional, Alto Rendimiento, 12V	459
– Convencional, 6V	459
– Tractores Japoneses	460
– Notas al Pie de Página para Vehículos Deportivos	460
– Decodificación de los Números de Parte de las Baterías Vehículos Deportivos	460
– Configuraciones de Bornes para Vehículos Deportivos	461
– Activación y Carga de Baterías	462
• Poco Comunes	465
Conexiones de Baterías	466
Aplicaciones	
• Automotrices y Camiones Livianos	39
• Camiones Para Servicio Pesado	187
• Agrícola	265
• Industrial	285
• Césped y Jardín	349
• Vehículos Deportivos	393
Abreviaturas	467
Notas al Pie de Página	468

Descargo de responsabilidad

La información de baterías de reemplazo contenida en ese catálogo se ha obtenido del BCI, los fabricantes de equipo original y otras fuentes de la industria. Interstate Batteries renuncia a cualquier responsabilidad, ya sea explícita o implícita, por la exactitud de esta información o por los daños que ocurran por usar la información en este catálogo o utilizarla de manera incorrecta. Debido a que ciertos fabricantes no proporcionan datos completos de reemplazo de baterías, se presenta una estimación del tamaño de la batería de repuesto como guía para el usuario final. Consulte con el fabricante del equipo para obtener información específica sobre el tamaño de la batería de repuesto.

Table des matières

FRANÇAIS	
Sécurité d'abord	471
Entretien de Batterie	472
Légende	474
Vérification de Batterie en 4 Étapes Batteries Mouillés	475
Vérification de Batterie en 4 Étapes Batteries AGM	476
Spécifications des Batteries	
• Automobiles	477
• Commerciales	486
• Marine/VR	489
• Jardins et Pelouses	491
• Voiturette de Golf	492
• Utilitaires et des Équipements à Décharge Profonde	494
• Optima	495
• Sports Motorisés	497
– Activée en Usine, AGM, Haute Performance, 12V	497
– Activée en Usine, AGM, 12V	497
– Bouteille Fournie, AGM, 12V	498
– Conventiionnelle, Haute Performance, 12V	499
– Conventiionnelle, 6V	499
– Tracteurs Japonais	500
– Référence de Bas de Page pour Sports Motorisés	500
– Décoder les Numéros de Pièces des Batteries de Sports Motorisés	500
– Configurations des Bornes pour Sports Motorisés	501
– Activation et Charge des Batteries	502
• Batteries Rares	505
Connexions des Batteries	506
Applications	
• Automobile et Camionnette	39
• Poids Lourd	187
• Agriculture	265
• Industriel	285
• Jardin et Pelouse	349
• Sports Motorisés	393
Abréviations	507
Référence de Bas de Page	508

Avis de non-responsabilité

Les informations publiées dans ce catalogue sur les batteries de remplacement ont été obtenues du BCI, des fabricants d'équipement d'origine répertoriés et d'autres sources de l'industrie. Interstate Batteries décline toute responsabilité, expresse ou implicite, en lien avec l'exactitude de l'information continue dans ce livre. Puisque certains fabricants ne fournissent pas des données complètes sur les batteries de remplacement, une estimation de la taille de la batterie de remplacement est fournie à titre de référence pour l'utilisateur final. Pour obtenir de l'information précise sur la taille de la batterie de remplacement, consultez le fabricant de l'équipement.

Automotive & Light Truck
Automotrices y Camiones Livianos
Automobile et Camionnette

Heavy-Duty Truck
Camiones Para Servicio Pesado
Poids Lourd

Agriculture
Agrícola

Industrial
Industriel

Lawn & Garden
Césped y Jardín
Jardin et Pelouse

Powersports
Vehículos Deportivos
Sports Motorisés

Reference
Referencia
Référence

Safety First

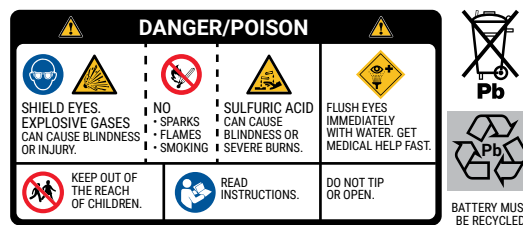
California Proposition 65



WARNING: Battery posts, terminals and related accessories can expose you to chemicals including lead and lead compounds, which are known to the state of California to cause cancer and birth defects or other reproductive harm. Wash hands after handling. For more information go to www.P65Warnings.ca.gov.

Safe Practices when Working with Batteries

- Always wear proper eye and hand protection.
- Keep sparks, flames and cigarettes away from battery.
- Never lean over battery while testing or charging.
- Make sure work area is well ventilated.
- Do not breathe acid mist.
- Keep vent caps in place.



Safe Installation of Batteries

- Recommended: Use a 12-volt backup power supply when replacing the battery to prevent loss of computer memory. When using the battery backup, take precautions and cover the positive cable end to prevent grounding and possible computer damage.
- Disconnect the negative (-) cable first then the positive (+) cable.
- Clean the terminals on the new battery with a wire brush. Clean the battery cable ends with a wire brush and a battery cleaner or a baking soda and water mixture. Clean the battery tray of any debris that may puncture the bottom of the new battery.
- Install new battery in the same position as the old one. If the old battery has a wrap or shielding material, place on the new battery. If the wrap is damaged or missing replace it with a new one.
- Secure the battery in the tray with the holddown assembly. Replace any missing or damaged pieces. Attach the positive (+) battery cable to the positive (+) battery post and tighten; attach the negative (-) battery cable to the negative (-) battery post and tighten. See the torque specification below.
Automotive posts: 50 to 70 in-lbs
Side terminals: 70 to 90 in-lbs
 $\frac{5}{16}$ " threaded studs: 100 to 120 in-lbs
 $\frac{3}{8}$ " threaded studs: 120 to 180 in-lbs

Safe Charging of Batteries

- Never attempt to charge a battery without first reviewing the instructions that come with the charger.
- Keep vent caps in place.
- Turn the charger and timer "Off" before connecting the leads to the battery to avoid dangerous sparks.
- To avoid an explosion, never charge a visibly damaged or frozen battery.
- Connect the charger leads to the battery: red positive (+) lead to positive (+) terminal and black negative (-) lead to negative (-) terminal. If the battery is still in the vehicle, connect the ground cable – usually the negative (-) – to the engine block, away from the battery, to serve as a ground.
- Make sure that the connections are tight.
- Set the timer, turn the charger "On" and slowly increase the charging rate. Automatic chargers have a preset charging rate and may not have a switch for charge current (amperage) to be set. Consult the charger manufacturer or charger instruction manual before beginning the charging process.
- If the battery becomes hot to the touch or spews electrolyte, stop the charge and let the battery cool before proceeding.
- Turn the charger "Off" before removing charger leads from battery to avoid dangerous sparks.

Danger of Exploding Batteries

Batteries contain sulfuric acid and can produce explosive mixtures of hydrogen. The storage or work area must be well ventilated with no sources of ignition. Always wear proper personal protective equipment. Only remove the caps to check/add water and never charge a frozen battery.

Danger of Battery Acid

Use extreme caution when handling electrolyte, which is a sulfuric acid/water solution that can damage clothing and skin. Keep available an acid-neutralizing solution, such as baking soda.

- Wear proper eye, face and hand protection.
- If electrolyte is splashed into an eye, immediately force the eye open and flood it with clean, cool water for at least 15 minutes. Get prompt medical attention.
- If electrolyte is taken internally, drink large quantities of water or milk. DO NOT induce vomiting. Call a physician.
- Neutralize any spilled electrolyte with a neutralizer like baking soda. After neutralizing, sweep area and dispose of materials according to federal and state guidelines.
- Mixing acid can be very dangerous! Do not attempt without proper training.

Battery Maintenance

Are Interstate's batteries maintenance-free?

Interstate's line of automotive and commercial heavy-duty conventional flooded batteries are maintenance-free under normal operating conditions.

What does the term maintenance-free mean when it comes to conventional flooded batteries?

Maintenance-free means that if the battery is used in normal operations, the battery will not lose excessive amount of water; in essence, the battery has a lifetime fill of electrolyte. In technical terms, the battery has low gas evolution. That's why some of the batteries don't have or need removable caps. The ones with removable caps are also maintenance-free but some maintenance is possible.

Do I have to do anything to my battery if it is maintenance-free?

Yes, you may not have to add water, but the battery case, terminals, cables and holddown hardware will need to be periodically cleaned and properly torqued. If you find the battery case to be cracked and leaking, replace the battery. You can use a wire brush and a battery cleaner or baking soda and water to neutralize acid and clean corrosion. Don't allow the cleaning solution to enter the battery cells. Battery terminal sealer spray or high-temperature grease can be used to prevent corrosion on battery terminals. Another important factor in battery maintenance is charging the battery. More on that below.

What conditions cause a battery to lose more water than normal?

Several factors can cause a battery to lose water faster than normal.

High temperatures. If you live in a hot climate and the battery is located in the engine compartment, the battery will experience very high temperatures causing it to lose water much faster. That's why it's important to reuse or replace any factory-installed heat shielding for the battery.

Deep discharges. Deeply discharging a battery along with the recharge will cause a battery to lose water at a faster rate.

Frequent discharges and recharges. More frequent discharges will accelerate water loss.

Overcharging. A battery that is overcharged on a consistent basis will experience accelerated water loss. Keeping a battery fully charged is very important to the life of the battery, so choosing the correct charger for your battery will minimize water loss and damage from over or under charging.

If I need to add water, what kind of water do I use and how much?

It's best to add distilled water because it contains no minerals. Dissolved minerals in water will cause the battery to degrade faster over time. Never add acid, electrolyte or any other chemicals; this will void the warranty. The maximum fill level is $\frac{1}{8}$ " below the bottom of the vent well. The minimum electrolyte level is $\frac{1}{2}$ " above the plates. If the water level is very low and you need to charge the battery, add water about half way between the min and max fill level and then charge the battery. After charging, recheck the electrolyte level and add water as necessary. The electrolyte level will increase as the battery warms up. Overfilling the battery will cause the electrolyte to push out of the vents causing corrosion of the battery terminals and surrounding components.

Are there any batteries that are not maintenance-free?

Yes, any flooded deep-cycle, marine/RV, dual purpose or golf cart battery. Check and add distilled water as necessary. The minimum electrolyte level is $\frac{1}{2}$ " above the plates and maximum is $\frac{1}{8}$ " to $\frac{1}{4}$ " below the bottom of the vent wells. Check electrolyte levels every two to three months or as needed. The more often you use the battery, the faster the electrolyte levels drop.

What happens if a battery runs low on water?

If the electrolyte level drops to the top of the plates or below, the battery will fail rapidly and can develop severe sulfation, and in rare cases, it can explode. Running a battery low on water will increase the acid strength, which leads to faster grid corrosion and a hotter running battery. The acid at the top of the plates will dry and form sulfation crystals, which could cause a short in that cell.

What about maintaining absorbed glass-mat (AGM) batteries?

AGM batteries are by their very nature maintenance-free. The gassing is recombined inside the battery, so there is no water loss under normal operating conditions. If an AGM battery is subject to overcharging, it will vent those gases and dry out causing the battery to fail prematurely. Like all batteries, AGMs will need the battery case, terminals, cables and battery holddown hardware cleaned and torqued down on a regular basis.

Automotive & Light Truck Automotrices y Camiones Livianos Automobile et Camionnette
Heavy-Duty Truck Camiones Para Servicio Pesado Poids Lourd
Agriculture Agrícola Agriculture
Industrial Industrial Industriel
Lawn & Garden Césped y Jardín Jardin et Pelouse
Powersports Vehículos Deportivos Sports Motorisés
Reference Referencia Référence

Battery Maintenance

Why is charging my battery important and what is sulfation?

Lead-acid batteries, such as conventional flooded, AGM or gel, must be kept at a 100% state of charge to keep them healthy and ready to use. If a battery is not charged completely after use or left in a discharged condition, it will sulfate. Sulfation occurs when the sulfuric acid from the electrolyte enters the plates during discharge and turns into crystals because the battery sat in a discharged condition. The condition can be difficult or impossible to reverse. A sulfated battery will have reduced capacity and poor performance. To avoid this condition charge the battery shortly after use. Batteries in storage should be charged every 2 to 3 months or a multistage smart charger can keep the battery on a float charge.

How do I check the state of charge of my battery?











You can use a voltmeter to measure the open circuit voltage (OCV) or a hydrometer to measure the specific gravity (SG) of the electrolyte if the battery has removable caps. When measuring OCV, the battery has had to sit idle for 24 hours before measuring the voltage to allow the surface charge to dissipate. You can speed up the removal of the surface charge by loading the battery with 15 to 30 amps for 30 seconds then allowing the battery to rest for 5 to 10 minutes to stabilize the voltage. Doing this will make the OCV measurement much more accurate. SG is the preferred method for conventional batteries. Reference Step 2 in the 4-Step Battery Check for flooded or AGM batteries.

How do I charge my battery?

For a battery to be properly charged, three basic things need to fall in line: proper charge voltage, proper amount of amperage and enough time to get the job done. The proper voltage is determined by the chemistry of the battery (flooded, AGM or gel). The battery manufacturer will specify what the proper charge and float voltages should be. The proper amperage will be determined by the rated amp hour (Ah) capacity of the battery. 10% of the Ah capacity is normal charge amperage while 15% of the Ah rating is a fast charge. If the battery is not rated in Ah, you can take the RC rating @ 25 amps and multiply it by 0.6 to come up with an approximate value for Ah at the 20-hour rate. Small automotive batteries generally fall in the 5- to 10-amp range, and larger batteries fall in the 10- to 15-amp range. Lastly is time; if you are using an automatic-type charger, it will automatically drop into a float stage at the end of charge. If you are using a manual charger, you will have to test the battery to see when it's fully charged.

Legend

TERMINALS:

	Type A: automotive
	Type DT: dual
	Type S: side
	Type A3: pencil post
	Type T: threaded stud
	Type M: marine
	Type UT: threaded stud over auto post (golf)
	Type UTL: threaded stud over low-profile auto post (golf)
	Type Off-set S: auto post with horizontal hole (golf)
	Type X: L, flag nut & bolt

PART KEY:

DP	dual purpose (starting/deep cycling)
ECL	extreme cycle life
HD	heavy duty
GC	golf cart
LHD	long-haul duty
MHD	mega heavy duty
Optima	Red Top starting, Yellow Top deep cycle, Blue Top marine, A automotive post, D deep cycle, M marine, S stud post, U universal post.
RD	regular duty
SP	special
SRM	starting RV marine
VHD	very heavy duty
XHD	extra heavy duty

RATINGS:

CCA	Cold Cranking Amps – Cranking power for 30 seconds at 0° F (17.7° C).
CA	Cranking Amps – Cranking power for 30 seconds at 32° F (0° C). Approximations only and should not be confused with CCA.
RC	Reserve Capacity – Minutes that a fully charged battery can sustain the rated amperage 6 Volt: RC minutes of 75-Amp output at 80° F (26.6° C) until the terminal voltage drops to 5.25V 8 Volt: RC Minutes of 56-Amp output at 80° F (26.6° C) until the terminal voltage drops to 7V 12 Volt: RC minutes of 25-Amp output at 80° F (26.6° C) until the terminal voltage drops to 10.5V
EN	European Norm – Cold Cranking Performance (EN) European Norm - Including (IEC/BS) International Electrotechnical* Commission/British Standard. Like the SAE test, the EN CCA test is performed at -18° C (0° F). The EN requirement is however split into two levels, EN1 and EN2. EN1 – The battery is required to meet a voltage of 7.5V after discharging for 10 seconds at the battery rating. After a 10-second rest, the battery is further discharged at 0.6 of the original current and is required to complete 73 seconds in the second stage. The battery must be above 9V at 20 seconds into the second stage discharge and must be at or above 6V at the end of the second stage 73-second discharge. EN2 is the same as the EN1 test except that the second stage discharge period to 6V should achieve 133 seconds. This test is used for 12V batteries in commercial vehicles and automobiles with diesel engines. The discharge current's relationship to meet both designs is very much subject to battery design and can vary from manufacturer to manufacturer and design to design. The relationship of the EN1 and EN2 is: EN2 = 85% to 92% of EN1. The relationship is usually very similar, however not exact, to the SAE/BCI/JIS CCA rating. *Courtesy Battery Council International
Ah	Ampere Hour – A battery's electrical 20-hour storage capacity at 77° F (25° C).
MCA	Marine Cranking Amps – Cranking power for 30 seconds at 32° F (0° C). Approximations only and should not be confused with CCA.


Diagrams courtesy of Battery Council International (BCI)

4-Step Battery Check | Flooded Batteries

Attention: A battery check is the first step of an electrical system diagnosis. Since a discharged battery may be a symptom of an underlying problem, also check the vehicle's electrical system. Ensure all tools and testers are calibrated and give accurate readings.

STEP 1: Visual Check

1. Check and replace batteries with physical damage to posts and case.
2. Clean the battery case and posts.
3. Check electrolyte levels and add distilled water as necessary. Minimum fill is $1/2$ " above the plates, maximum level is $1/8$ " below the bottom of the vent wells.
4. Read date code on the case (first two characters) or sticker to determine the age (month and year) of the battery.



February 2018



MONTH	A	B	C	D	E	F	G	H	I	J	K	L
	Jan	Feb	Mar	Apr	May	Jun	Jul	Aug	Sep	Oct	Nov	Dec
YEAR	4	5	6	7	8	9	0	1	2	3	4	5
	14	15	16	17	18	19	20	21	22	23	24	25

STEP 2: State of Charge

1. If battery has removable vent caps, check state of charge with hydrometer. If sealed, check with voltmeter.
2. If state of charge is at least 75% and/or specific gravity varies less than 50 points between cells, go to Step 3 (Load Test). If more than 50 points between cells, replace battery.
3. If state of charge is less than 75%, charge battery.
4. Remove surface charge if battery has been charged (charger/alternator) immediately before testing. To remove surface charge, apply 150-Amp load for 10–15 seconds or allow battery to sit for 2–3 hours.

Hydrometer

Specific Gravity = State of Charge
1.285 = 100%
1.255 = 75%
1.225 = 50%
1.185 = 25%
1.140 = 0%

Recharge if 1 or more cells below 75%

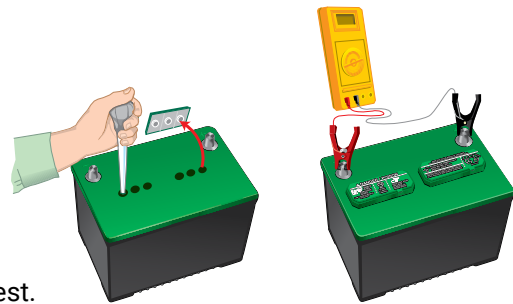
Voltmeter

Volts = State of Charge
12.84 = 100%
12.60 = 75%
12.41 = 50%
12.20 = 25%
12.01 = 0

Recharge if below 75%

STEP 3: Load Test

1. Apply $1/2$ of the battery's CCA rating for 15 seconds.
2. If the CCA rating is not visible on the battery, refer to OE CCA specification in the *Battery Applications* section of this guide.
3. Compare results to the nominal voltage results displayed on the Minimum Voltage Versus Battery Temperature chart below.
4. Batteries with voltage results below the minimum fail the load test. If battery fails load test, proceed to Step 4.



Minimum Voltage Versus Battery Temperature

BATTERY TEMP	F	100°	90°	80°	70°	60°	50°	40°	30°	20°	10°	0°
	C	38°	32°	27°	21°	16°	10°	4°	-1°	-7°	-12°	-18°
MINIMUM VOLTS		9.9	9.8	9.7	9.6	9.5	9.4	9.3	9.1	8.9	8.7	8.5

STEP 4: Bounce-Back (apply to load test only)


1. Continue to observe bounce-back voltage after load is removed.
2. If battery fails to bounce back to 12.60V (75% state of charge) within one minute, recharge and retest.
3. If battery voltage bounces back to 75% state of charge or above, replace battery.

4-Step Battery Check | AGM Batteries

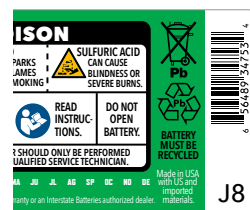
Attention: A battery check is the first step of an electrical system diagnosis. Since a discharged battery may be a symptom of an underlying problem, also check the vehicle's electrical system. Ensure all tools and testers are calibrated and give accurate readings.

STEP 1: Visual Check

1. Check and replace batteries with physical damage to posts and case.
2. Clean the battery case and posts.
3. Read date code on the case (first two characters) or sticker to determine the age (month and year) of the battery.



February 2018



Example shown is an MTZ AGM battery. Other AGM battery date imprints may differ.

MONTH	A	B	C	D	E	F	G	H	I	J	K	L
	Jan	Feb	Mar	Apr	May	Jun	Jul	Aug	Sep	Oct	Nov	Dec
YEAR	4	5	6	7	8	9	0	1	2	3	4	5
	14	15	16	17	18	19	20	21	22	23	24	25

STEP 2: State of Charge

1. Recharge if battery's open circuit voltage (OCV) is below 12.64V (about 75% state of charge). If the voltage is around 10.5V, the battery may be severely discharged or the battery could have a shorted cell. Charge the battery with caution and monitor it closely for signs of overheating. Charge the battery with a parallel or single type battery charger rated for AGM or sealed batteries.
2. Remove battery surface charge if battery has been charged immediately before testing (apply 150-Amp load for 15 seconds).
3. If battery is at or above its minimum OCV value, proceed to Step 3.


Voltmeter

Volts = State of Charge
12.88 = 100%
<u>12.64 = 75%</u>
12.39 = 50%
12.09 = 25%
11.80 = 0%

Recharge if below 75%

STEP 3: Load Test

1. Apply $\frac{1}{2}$ CCA specification load, using a variable carbon pile load tester, for 15 seconds.
2. If you can't access the OE CCA rating, refer to "OE CCA" in the Application section and load battery at $\frac{1}{2}$ OE specs.
3. Compare results to the nominal voltage results displayed on the Minimum Voltage Versus Battery Temperature chart below.
4. Batteries with voltage results below the minimum fail the load test. If battery fails load test, proceed to Step 4.



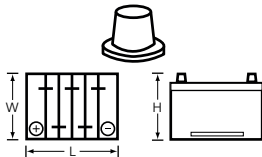
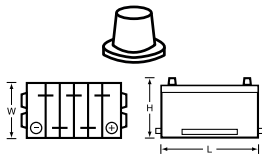
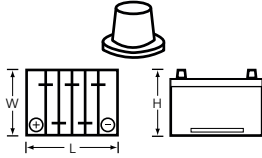
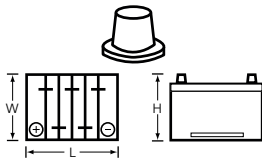
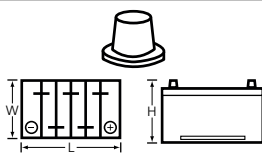
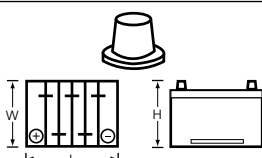
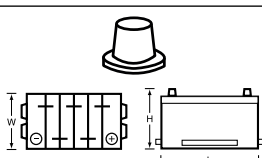
Minimum Voltage Versus Battery Temperature

BATTERY TEMP	F	100°	90°	80°	70°	60°	50°	40°	30°	20°	10°	0°
	C	38°	32°	27°	21°	16°	10°	4°	-1°	-7°	-12°	-18°
MINIMUM VOLTS		9.9	9.8	9.7	9.6	9.5	9.4	9.3	9.1	8.9	8.7	8.5

STEP 4: Bounce-Back (apply to load test only)

1. Continue to observe bounce-back voltage after load is removed.
2. If battery fails to bounce back to 12.64V (75% state of charge) within one minute, recharge and retest.
3. If battery voltage bounces back to or above 12.65V, replace.

Automotive Battery Specifications

Group Size	Terminal BCI Figure	Part	Ratings	Warranty Free Months Total Years	Dimensions (inches)	Weight (lbs)	Notes	Group Size* Substitutions
24		MTP-24	CCA 700 CA 875 RC 130	30 months 6 years	L 11 W 6 7/8 H 8 3/4	44		78DT ^{1B,6} 75DT ^{1C,6} 34 ^{1B} 25 ⁶ 26 ^{1D}
		MT-24	CCA 600 CA 750 RC 110	24 months 5 years	L 10 1/4 W 6 7/8 H 8 3/4	39		
		M-24	CCA 550 CA 685 RC 95	18 months	L 10 1/4 W 6 13/16 H 8 5/8	39		
		C24-XHD	CCA 575 CA 720 RC 130	18 months	L 10 1/4 W 6 13/16 H 8 5/8	41		
24F		MTX-24F	CCA 710 CA 885 RC 120 Ah 70	36 months	L 10 15/16 W 6 13/16 H 9	45	AGM (Absorbed Glass-Mat)	75DT ^{1C,6} 78DT ^{1B,6} 35 ⁶ 34R ^{1B} 26R ^{1D}
		MTX-24F-EFB	CCA 750 CA 935 RC 130 Ah 76	36 months	L 10 3/16 W 6 3/4 H 8 5/8	43	EFB (Enhanced Flooded Battery)	
		MTP-24F	CCA 750 CA 940 RC 130	30 months 6 years	L 11 W 6 7/8 H 8 3/4	44		
		MT-24F	CCA 600 CA 750 RC 110	24 months 5 years	L 10 1/4 W 6 7/8 H 8 3/4	39		
		M-24FHC	CCA 700 CA 875 RC 130	18 months	L 11 W 6 7/8 H 8 3/4	42		
		M-24F	CCA 530 CA 660 RC 95	18 months	L 10 3/4 W 6 13/16 H 9	39		
25		MT-25	CCA 550 CA 690 RC 100	24 months 5 years	L 9 W 6 7/8 H 8 3/4	36		75DT ^{1C,6} 78DT ^{1B,6} 34 ^{1B,6} 24 ⁶ 26 ^{1D}
		M-25	CCA 550 CA 685 RC 100	18 months	L 9 W 6 7/8 H 8 3/4	36		
26		MT-26	CCA 525 CA 655 RC 85	24 months 5 years	L 8 W 6 3/4 H 7 3/4	29		75DT ⁶
		M-26	CCA 500 CA 625 RC 85	18 months	L 8 3/16 W 6 13/16 H 7 13/16	28		
26R		MT-26R	CCA 575 CA 675 RC 90	24 months 5 years	L 8 1/4 W 6 3/4 H 7 3/4	29		75DT ⁶
		M-26R	CCA 510 CA 635 RC 85	18 months	L 8 3/16 W 6 13/16 H 7 3/4	29		
27		MT-27	CCA 810 CA 1000 RC 140	24 months 5 years	L 12 W 6 3/4 H 8 7/8	49		78DT ^{1B,6} 34 ^{1B,6} 24 ⁶
		M-27	CCA 700 CA 875 RC 135	18 months	L 12 1/16 W 6 13/16 H 8 7/8	49		
27F		MTP-27F	CCA 710 CA 890 RC 165	30 months 6 years	L 12 W 6 3/4 H 8 7/8	49		24F ⁶ 34R ⁶
		M-27F	CCA 700 CA 875 RC 135	18 months	L 12 1/16 W 6 13/16 H 8 7/8	50		

Diagrams courtesy of Battery Council International (BCI) *SUBSTITUTIONS: For footnotes, see inside back cover.

Automotive Battery Specifications

Group Size	Terminal BCI Figure	Part	Ratings	Warranty Free Months Total Years	Dimensions (inches)	Weight (lbs)	Notes	Group Size* Substitutions
34		MTZ-34	CCA 800 CA 1000 RC 125 Ah 63	48 months	L 10 ^{13/16} W 6 ^{3/4} H 7 ^{3/4}	47	AGM (Absorbed Glass-Mat) Comes with height adapter ¹	78DT ⁶ 75DT ⁶
		MTX-34	CCA 740 CA 925 RC 115 Ah 60	36 months	L 10 ^{1/4} W 6 ^{13/16} H 7 ^{3/4}	42	AGM (Absorbed Glass-Mat)	
		MTP-34	CCA 800 CA 1000 RC 110	30 months 6 years	L 10 ^{1/4} W 6 ^{7/8} H 7 ^{3/4}	38		
		MT-34	CCA 700 CA 875 RC 120	24 months 5 years	L 10 ^{1/4} W 6 ^{7/8} H 7 ^{3/4}	37		
		M-34HC	CCA 685 CA 855 RC 120	18 months	L 10 ^{1/4} W 6 ^{13/16} H 7 ^{7/8}	37		
		M-34	CCA 540 CA 675 RC 90	18 months	L 10 ^{1/4} W 6 ^{13/16} H 7 ^{7/8}	37		
34R		MTZ-34R	CCA 800 CA 1000 RC 125 Ah 62	48 months	L 10 ^{13/16} W 6 ^{3/4} H 7 ^{3/4}	47	AGM (Absorbed Glass-Mat) Comes with height adapter ¹	78DT ⁶ 26R ⁶
35		MTX-35	CCA 650 CA 800 RC 100 Ah 55	36 months	L 9 ^{1/16} W 6 ^{15/16} H 8 ^{7/8}	42	AGM (Absorbed Glass-Mat)	75DT ^{1C,6} 78DT ^{1B,6} 24F ⁶ 34R ^{1B,6}
		MTP-35	CCA 640 CA 800 RC 100	30 months 6 years	L 9 W 6 ^{7/8} H 8 ^{3/4}	38		
		MT-35	CCA 550 CA 690 RC 100	24 months 5 years	L 9 W 6 ^{7/8} H 8 ^{3/4}	32		
		M-35HC	CCA 540 CA 675 RC 100	18 months	L 9 W 7 H 8 ^{7/8}	35		
		M-35	CCA 450 CA 560 RC 80	18 months	L 9 ^{1/16} W 7 H 8 ^{7/8}	35		
36R		MT-36R	CCA 650 CA 810 RC 130	24 months 5 years	L 10 ^{3/8} W 7 ^{1/4} H 8 ^{7/8}	40		34R ^{1A} 58R
40R		MT-40R	CCA 590 CA 740 RC 105	24 months 5 years	L 10 ^{15/16} W 6 ^{7/8} H 6 ^{7/8}	34		91 42
41		MT-41	CCA 650 CA 810 RC 110	24 months 5 years	L 11 ^{1/2} W 6 ^{7/8} H 6 ^{5/8}	35		

Automotive & Light Truck
Automotrices y Camiones Livianos
Automobile et Camionnette

Heavy-Duty Truck
Camiones Para Servicio Pesado
Poids Lourd

Agriculture
Agrícola
Agriculture

Industrial
Industrial
Industriel

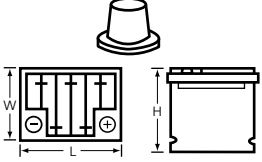
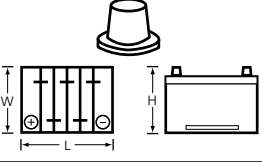
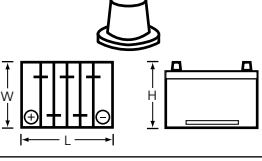

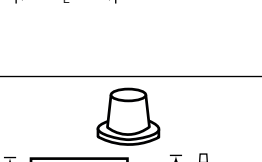
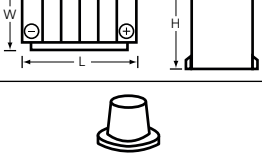
Lawn & Garden
Césped y Jardín
Jardin et Pelouse

Powersports
Vehículos Deportivos
Sports Motorises

Reference
Referencia
Reference

Diagrams courtesy of Battery Council International (BCI) *SUBSTITUTIONS: For footnotes, see inside back cover.

Automotive Battery Specifications

Group Size	Terminal BCI Figure	Part	Ratings	Warranty Free Months Total Years	Dimensions (inches)	Weight (lbs)	Notes	Group Size* Substitutions
Automotive & Light Truck Automotrices y Camiones Livianos Automobile et Camionnette		MT-42	CCA 500 CA 625 RC 75	24 months 5 years	L 9 5/8 W 7 H 6 3/4	28		91 42
		C50-XHD	CCA 600 CA 750 RC 108	18 months	L 13 1/4 W 5 H 8 3/4	44		
Heavy-Duty Truck Camiones Para Servicio Pesado Poids Lourds		MT-51	CCA 500 CA 625 RC 85	24 months 5 years	L 9 3/8 W 5 1/8 H 8 7/8	28		45
		M-51	CCA 425 CA 530 RC 75	18 months	L 9 3/8 W 5 1/8 H 8 7/8	27		
Agriculture Agrícola Agriculture		MTX-51R	CCA 435 CA 500 RC 75 Ah 41	36 months	L 9 3/8 W 5 1/8 H 8 3/4	29	AGM (Absorbed Glass-Mat)	
		MT-51R	CCA 500 CA 625 RC 85	24 months 5 years	L 9 3/8 W 5 1/8 H 8 7/8	28		
		M-51R	CCA 425 CA 530 RC 75	18 months	L 9 3/8 W 5 H 8 3/4	27		
Industrial Industrial Industriel		MT-56	CCA 590 CA 740 RC 95	24 months 5 years	L 10 W 6 H 8 1/4	34	Comes with height adapter ^{1D}	
		MT-58	CCA 540 CA 675 RC 80	24 months 5 years	L 9 1/2 W 7 1/4 H 6 7/8	31		
Lawn & Garden Césped y Jardín Jardin et Pelouse		M-58	CCA 500 CA 625 RC 80	18 months	L 10 1/16 W 7 3/16 H 7	28		
		MT-58R	CCA 610 CA 765 RC 100	24 months 5 years	L 9 1/2 W 7 1/4 H 6 7/8	31		
Powersports Vehículos Deportivos Sports Motorisés		MT-59	CCA 590 CA 740 RC 100	24 months 5 years	L 10 1/16 W 7 5/8 H 7 3/4	32		65 58

Diagrams courtesy of Battery Council International (BCI) *SUBSTITUTIONS: For footnotes, see inside back cover.

Automotive Battery Specifications

Group Size	Terminal BCI Figure	Part	Ratings	Warranty Free Months Total Years	Dimensions (inches)	Weight (lbs)	Notes	Group Size* Substitutions
65		MTZ-65	CCA 770 CA 965 RC 130 Ah 65	48 months	L 11 ^{13/16} W 7 ^{3/16} H 7 ^{3/8}	50	AGM (Absorbed Glass-Mat)	
		MTX-65	CCA 750 CA 935 RC 120 Ah 68	36 months	L 12 ^{1/16} W 7 ^{9/16} H 7 ^{7/16}	45	AGM (Absorbed Glass-Mat)	
		MTP-65HD	CCA 850 CA 1000 RC 150	30 months 6 years	L 12 W 7 ^{1/2} H 7 ^{1/2}	46		
		MTP-65	CCA 750 CA 1000 RC 140	30 months 6 years	L 11 ^{3/4} W 7 ^{3/8} H 7 ^{5/8}	45		
		MT-65	CCA 675 CA 845 RC 130	24 months 5 years	L 12 W 7 ^{1/2} H 7 ^{1/2}	41		
		M-65HC	CCA 850 CA 1000 RC 150	18 months	L 11 ^{3/8} W 7 ^{1/2} H 7 ^{1/2}	45		
		M-65	CCA 650 CA 810 RC 130	18 months	L 12 W 7 ^{1/2} H 7 ^{1/2}	42		
		C65-XHD	CCA 750 CA 940 RC 140	18 months	L 12 W 7 ^{1/2} H 7 ^{1/2}	46		
66		MT-66	CCA 750 CA 940 RC 140	24 months 5 years	L 12 ^{1/16} W 7 ^{9/16} H 7 ^{11/16}	46		
67R		MTP-67R	CCA 400 CA 500 RC 65	30 months 6 years	L 9 ^{1/8} W 6 ^{13/16} H 6 ^{13/16}	25		
75		MTP-75	CCA 700 CA 875 RC 95	30 months 6 years	L 9 W 7 ^{1/4} H 7 ^{5/8}	32		
		MT-75	CCA 650 CA 810 RC 93	24 months 5 years	L 9 W 7 ^{1/4} H 7 ^{5/8}	33		75DT ⁶ 78DT ⁶ 70
		M-75	CCA 550 CA 685 RC 80	18 months	L 9 ^{1/16} W 7 ^{1/4} H 7 ^{5/8}	29		
75/86DT		MTZ-75DT	CCA 715 CA 895 RC 90 Ah 50	48 months	L 9 ^{7/16} W 7 H 7 ^{15/16}	43	AGM (Absorbed Glass-Mat)	
		MTP-75DT	CCA 650 CA 810 RC 93	30 months 6 years	L 9 ^{1/2} W 7 ^{1/4} H 8 ^{3/8}	34		
		M-75DT	CCA 450 CA 560 RC 75	18 months	L 9 ^{1/2} W 7 ^{1/4} H 8 ^{3/8}	29		

Automotive & Light Truck
Automotrices y Camiones Livianos
Automobile et Camionnette

Heavy-Duty Truck
Camiones Para Servicio Pesado
Poids Lourd

Agriculture
Agricola
Agriculture

Industrial
Industrial
Industriel

Lawn & Garden
Césped y Jardín
Jardin et Pelouse

Powersports
Vehículos Deportivos
Sports Motorisés

Reference
Referencia
Référence

Diagrams courtesy of Battery Council International (BCI) *SUBSTITUTIONS: For footnotes, see inside back cover.

Automotive Battery Specifications

Group Size	Terminal BCI Figure	Part	Ratings	Warranty Free Months Total Years	Dimensions (inches)	Weight (lbs)	Notes	Group Size* Substitutions
78		MTZ-78	CCA 800 CA 1000 RC 125 Ah 62	48 months	L 10 ^{13/16} W 7 ^{1/8} H 7 ^{5/16}	47	AGM (Absorbed Glass-Mat)	78DT ⁶ 75D ⁶ 75 70
		MTX-78	CCA 740 CA 925 RC 115 Ah 55	36 months	L 10 ^{1/4} W 7 ^{1/4} H 7 ^{1/8}	42	AGM (Absorbed Glass-Mat)	
		MTP-78	CCA 800 CA 1000 RC 110	30 months 6 years	L 10 ^{1/4} W 7 ^{1/4} H 7 ^{3/8}	38		
		MT-78	CCA 700 CA 875 RC 120	24 months 5 years	L 10 ^{1/4} W 7 ^{1/4} H 7 ^{3/8}	37		
		M-78	CCA 680 CA 850 RC 120	18 months	L 10 ^{1/4} W 7 ^{1/4} H 7 ^{3/8}	37		
34/78DT		MTP-78DT	CCA 800 CA 1000 RC 115	30 months 6 years	L 10 ^{5/16} W 6 ^{7/8} H 7 ^{13/16}	41		34 34R 78
		M-78DT	CCA 780 CA 975 RC 115	18 months	L 10 ^{1/4} W 6 ^{13/16} H 7 ^{7/8}	39		
		C78DT-XHD	CCA 800 CA 1000 RC 115	18 months	L 10 ^{5/16} W 6 ^{7/8} H 7 ^{13/16}	40		
79		MT-79	CCA 840 CA 1050 RC 140	24 months 5 years	L 12 ^{1/16} W 7 ^{1/16} H 7 ^{3/8}	42		
85		MT-85	CCA 625 CA 780 RC 95	24 months 5 years	L 9 ^{1/16} W 6 ^{13/16} H 8	32		
86		MTP-86	CCA 650 CA 810 RC 95	30 months 6 years	L 9 ^{1/16} W 6 ^{7/8} H 8	32		75DT ⁶ 26 ⁶
		MT-86	CCA 525 CA 655 RC 90	24 months 5 years	L 9 ^{1/16} W 6 ^{7/8} H 8	31		
		M-86	CCA 520 CA 650 RC 90	18 months	L 9 W 6 ^{3/4} H 8	31		
96R		MTP-96R	CCA 590 CA 740 RC 95	30 months 6 years	L 9 ^{1/2} W 6 ^{15/16} H 6 ^{15/16}	30		
		M-96R	CCA 500 CA 625 RC 90	18 months	L 9 ^{1/2} W 7 H 7	30		
101		MT-101	CCA 650 CA 810 RC 110	24 months 5 years	L 10 ^{1/4} W 7 ^{1/16} H 6 ^{11/16}	36		

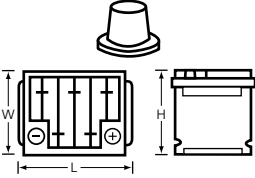
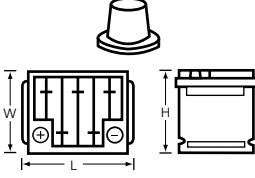
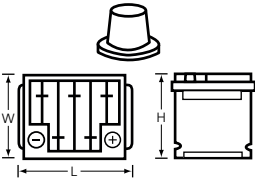
Diagrams courtesy of Battery Council International (BCI) *SUBSTITUTIONS: For footnotes, see inside back cover.

Automotive Battery Specifications

Group Size	Terminal BCI Figure	Part	Ratings	Warranty Free Months Total Years	Dimensions (inches)	Weight (lbs)	Notes	Group Size* Substitutions
121R		MT-121R	CCA 600 CA 750 RC 100	24 months 5 years	L 9 ³ / ₈ W 5 ¹ / ₈ H 8 ⁷ / ₈	31		Automotive & Light Truck Automotrices y Camiones Livianos Automobile et Camionnette
124		MT-124	CCA 700 CA 875 RC 120	24 months 5 years	L 10 ³ / ₈ W 7 H 8 ⁵ / ₈	40		Heavy-Duty Truck Camiones Para Servicio Pesado Poids Lourd
124R		MTP-124R	CCA 700 CA 875 RC 120	30 months 6 years	L 10 ³ / ₈ W 7 H 8 ⁵ / ₈	39		Agriculture Agricola Agriculture
		M-124R	CCA 675 CA 840 RC 120	18 months	L 10 ³ / ₈ W 7 H 8 ⁵ / ₈	40		
151R		MTP-151R	CCA 370 CA 465 RC 57	30 months 6 years	L 7 ⁷ / ₁₆ W 4 ¹⁵ / ₁₆ H 8 ⁷ / ₈	23		Industrial Industrial Industriel
H4 (140R)		MTP-H4	CCA 480 CA 585 RC 74 Ah 52	30 months 6 years	L 10 W 6 ⁷ / ₈ H 7 ¹ / ₂	35		
H5 (47)		MTZ-47/H5	CCA 650 CA 800 RC 105 Ah 62	48 months	L 9 ¹ / ₂ W 6 ⁷ / ₈ H 7 ¹ / ₂	42	AGM (Absorbed Glass-Mat)	Lawn & Garden Césped y Jardín Jardin et Pelouse
		MTX-47/H5	CCA 650 CA 750 RC 100 Ah 60	36 months	L 9 ⁹ / ₁₆ W 6 ¹⁵ / ₁₆ H 7 ¹ / ₂	39	AGM (Absorbed Glass-Mat)	
		MTX-47/H5-EFB	CCA 650 CCA 810 RC 110 Ah 61	36 months	L 9 ¹ / ₂ W 6 ⁷ / ₈ H 7 ¹ / ₂	38	EFB (Enhanced Flooded Battery)	Powersports Vehículos Deportivos Sports Motorisés
		MT-47/H5	CCA 650 CA 810 RC 100 Ah 54	24 months 5 years	L 9 ⁹ / ₁₆ W 6 ¹⁵ / ₁₆ H 7 ¹ / ₂	33		
		M-47/H5	CCA 630 CA 785 RC 100 Ah 54	18 months	L 9 ⁹ / ₁₆ W 6 ¹⁵ / ₁₆ H 7 ¹ / ₂	33		

Diagrams courtesy of Battery Council International (BCI) *SUBSTITUTIONS: For footnotes, see inside back cover.

Automotive Battery Specifications

Group Size	Terminal BCI Figure	Part	Ratings	Warranty Free Months Total Years	Dimensions (inches)	Weight (lbs)	Notes	Group Size* Substitutions
Automotive & Light Truck Automotrices y Camiones Livianos Automobile et Camionnette Heavy-Duty Truck Camiones Para Servicio Pesado Poids Lourds Agriculture Agrícola Agriculture	 <p>H6 (48)</p>	MTZ-48/H6	CCA 730 CA 915 RC 130 Ah 70	48 months	L 10 ^{15/16} W 6 ^{7/8} H 7 ^{1/2}	48	AGM (Absorbed Glass-Mat)	
		MTX-48/H6	CCA 760 CA 950 RC 120 Ah 70	36 months	L 10 ^{15/16} W 6 ^{7/8} H 7 ^{1/2}	45	AGM (Absorbed Glass-Mat)	
		MTX-48/H6-EFB	CCA 750 CA 935 RC 120 Ah 74	36 months	L 11 W 6 ^{7/8} H 7 ^{1/2}	42	EFB (Enhanced Flooded Battery)	
		MTP-48/H6	CCA 750 CA 910 RC 115 Ah 70	30 months 6 years	L 11 W 6 ^{15/16} H 7 ^{1/2}	39		
		MT-48/H6	CCA 700 CA 770 RC 95 Ah 50	24 months 5 years	L 10 ^{15/16} W 6 ^{7/8} H 7 ^{1/2}	35		
		M-48/H6	CCA 700 CA 760 RC 95 Ah 50	18 months	L 10 ^{7/8} W 6 ^{15/16} H 7 ^{1/2}	35		
Industrial Industriel Industriel	 <p>H6R (148)</p>	MTP-H6R	CCA 600 CA 750 RC 110 Ah 74	30 months 6 years	L 11 W 6 ^{7/8} H 7 ^{3/8}	48		
Lawn & Garden Césped y Jardín Jardin et Pelouse Powersports Vehículos Deportivos Sports Motorisés	 <p>H7 (94R)</p>	MTZ-94R/H7	CCA 840 CA 1000 RC 155 Ah 80	48 months	L 12 ^{3/8} W 6 ^{7/8} H 7 ^{1/2}	55	AGM (Absorbed Glass-Mat)	
		MTX-94R/H7	CCA 850 CA 1000 RC 140 Ah 80	36 months	L 12 ^{3/8} W 6 ^{7/8} H 7 ^{1/2}	52	AGM (Absorbed Glass-Mat)	
		MTP-94R/H7	CCA 800 CA 985 RC 130 Ah 80	30 months 6 years	L 12 ^{3/8} W 6 ^{7/8} H 7 ^{1/2}	43		
		M-94R/H7	CCA 750 CA 935 RC 130 Ah 80	18 months	L 12 ^{7/16} W 6 ^{15/16} H 7 ^{1/2}	43		

Diagrams courtesy of Battery Council International (BCI) *SUBSTITUTIONS: For footnotes, see inside back cover.

Automotive Battery Specifications

Group Size	Terminal BCI Figure	Part	Ratings	Warranty Free Months Total Years	Dimensions (inches)	Weight (lbs)	Notes	Group Size* Substitutions
H8 (49)		MTZ-49/H8	CCA 950 CA 1100 RC 160 Ah 94	48 months	L 13 7/8 W 6 7/8 H 7 1/2	63	AGM (Absorbed Glass-Mat)	
		MTX-49/H8	CCA 900 CA 1000 RC 160 Ah 95	36 months	L 13 15/16 W 6 7/8 H 7 1/2	59	AGM (Absorbed Glass-Mat)	
		MTP-49/H8	CCA 730 CA 910 RC 175 Ah 100	30 months 6 years	L 13 15/16 W 6 7/8 H 7 1/2	50		
		MT-49/H8	CCA 900 CA 1000 RC 150 Ah 80	24 months 5 years	L 13 15/16 W 6 15/16 H 7 1/2	48		
		M-49/H8	CCA 850 CA 1000 RC 150 Ah 80	18 months	L 13 15/16 W 6 15/16 H 7 1/2	48		
H9 (95R)		MTX-95R/H9	CCA 950 CA 1000 RC 190 Ah 100	36 months	L 15 9/16 W 6 15/16 H 7 1/2	65	AGM (Absorbed Glass-Mat)	
		MTP-95R/H9	EN 950 CA 1000 RC 180 Ah 110	30 months 6 years	L 15 9/16 W 6 15/16 H 7 1/2	64		
AUX (400)		MTX-AUX14	Ah 12	12 months	L 5 7/8 W 3 7/16 H 5 3/4	11	AGM (Absorbed Glass-Mat)	
AUX (401)		MTX-AUX12	Ah 10	12 months	L 5 7/8 W 3 7/16 H 5 1/8	9	AGM (Absorbed Glass-Mat)	
T4 (99R)		MTP-T4	CCA 470 CA 585 RC 70	30 months 6 years	L 8 1/8 W 6 7/8 H 6 7/8	27		
T5 (90)		MTP-90/T5	CCA 600 CA 750 RC 90 Ah 56	30 months 6 years	L 9 9/16 W 6 15/16 H 6 15/16	32		47 ⁶
T6 (91)		MT-91/T6	EN 600 Ah 60	24 months 5 years	L 10 15/16 W 6 7/8 H 6 7/8	37		

Automotive & Light Truck
Automotrices y Camiones Livianos
Automobile et Camionnette

Heavy-Duty Truck
Camiones Para Servicio Pesado
Poids Lourd

Agriculture
Agrícola
Agriculture

Industrial
Industrial
Industriel

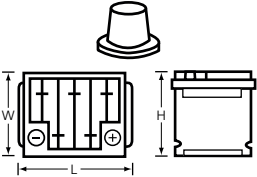
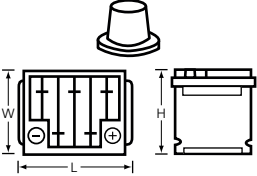
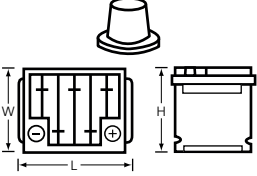
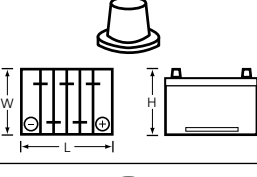
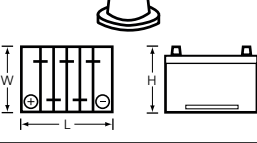
Lawn & Garden
Césped y Jardín
Jardin et Pelouse

Powersports
Vehículos Deportivos
Sports Motorisés

Reference
Referencia
Reference

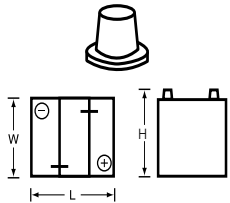
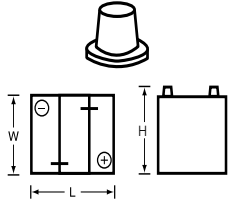
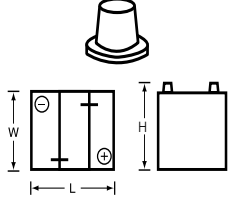
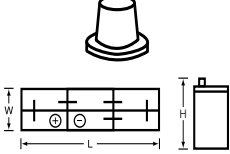
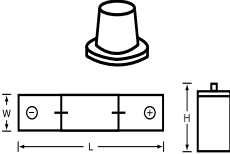
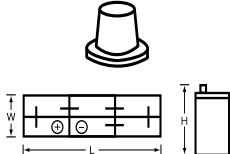
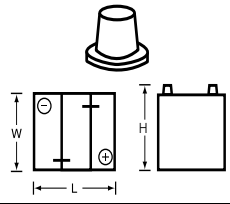
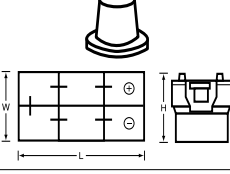
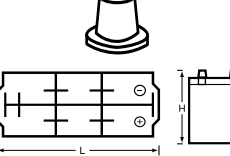
Diagrams courtesy of Battery Council International (BCI) *SUBSTITUTIONS: For footnotes, see inside back cover.

Automotive Battery Specifications

Group Size	Terminal BCI Figure	Part	Ratings	Warranty Free Months Total Years	Dimensions (inches)	Weight (lbs)	Notes	Group Size* Substitutions
Automotive & Light Truck Automotrices y Camiones Livianos Automobile et Camionnette	T7 (92) 	MT-92/T7	EN 720 Ah 80	24 months 5 years	L 12 ³ / ₈ W 6 ⁷ / ₈ H 6 ⁷ / ₈	45		
Heavy-Duty Truck Camiones Para Servicio Pesado Poids Lourds	T8 (93) 	MT-93/T8	EN 800 Ah 90	24 months 5 years	L 13 ¹⁵ / ₁₆ W 6 ⁷ / ₈ H 6 ⁷ / ₈	51		
Agriculture Agrícola Agriculture	V4 (102R) 	MTP-V4	EN 520 Ah 35	30 months 6 years	L 8 ¹ / ₈ W 6 ⁷ / ₈ H 5 ⁵ / ₁₆	24		
	46A24L 	MT-MX-5	CCA 370 CA 465 RC 45	24 months 5 years	L 7 ¹ / ₂ W 5 H 6 ¹ / ₂	21		
Industrial Industrial Industriel	46B24R 	MTX-S46B24R	CCA 410 CA 510 RC 75	36 months	L 9 ⁵ / ₁₆ W 5 ¹ / ₁₆ H 8 ¹⁵ / ₁₆	29	AGM (Absorbed Glass-Mat)	

Diagrams courtesy of Battery Council International (BCI) *SUBSTITUTIONS: For footnotes, see inside back cover.

Commercial Battery Specifications

Group Size	Terminal BCI Figure	Part	Volts	Ratings	Warranty Free Months	Dimensions (inches)	Weight (lbs)	Notes & Substitutions*
1 (8V)		1-8V-VHD	8	CCA 360 CA 430 RC 110	6 months	L 9 W 6 7/8 H 8 3/4	33	
1		1-VHD	6	CCA 640 CA 750 RC 160 Ah 93	6 months	L 9 W 7 H 8 3/4	31	
2		2-XHD	6	CCA 625 CA 750 RC 160 Ah 87	6 months	L 10 5/16 W 7 H 8 3/4	37	Subst.: Group 1 ⁶
3EE		3EE-VHD	12	CCA 370 CA 440 RC 100 Ah 58	6 months	L 19 1/4 W 4 3/8 H 8 3/4	44	
3EH		3EH-VHD	6	CCA 850 CA 1020 RC 280 Ah 140	6 months	L 19 1/4 W 4 5/16 H 10	51	Anchor bonding
3ET		3ET-VHD	12	CCA 460 CA 550 RC 120 Ah 70	6 months	L 19 1/4 W 4 3/8 H 9 3/4	50	Subst.: Group 3EE ⁶
4		4-XHD	6	CCA 1000 CA 1250 RC 295	6 months	L 12 3/4 W 7 1/8 H 9 1/8	50	
4D		4D-XHD	12	CCA 1000 CA 1250 RC 295	6 months	L 20 3/4 W 8 1/4 H 9 5/8	97	Anchor bonding
		4D-AGMX	12	CCA 1300 CA 1625 RC 370 Ah 170	36 months	L 20 3/8 W 8 3/4 H 8 9/16	117	AGM (Absorbed Glass-Mat) Deep cycle/starting High cycling

Automotive & Light Truck
Automotrices y Camiones Livianos
Automobile et Camionnette

Heavy-Duty Truck
Camiones Para Servicio Pesado
Poids Lourds

Agriculture
Agrícola
Agriculture

Industrial
Industrial

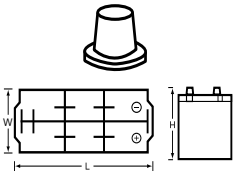
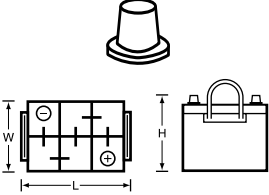
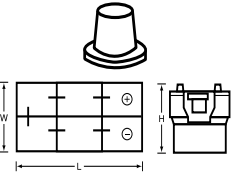
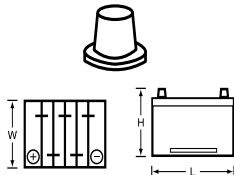
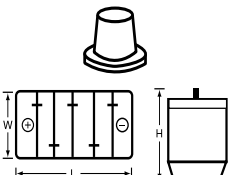
Lawn & Garden
Césped y Jardín
Jardin et Pelouse

Powersports
Vehículos Deportivos
Sports Motorisés

Reference
Referencia
Reference

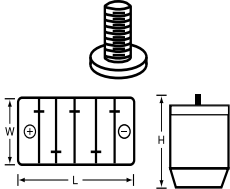
Diagrams courtesy of Battery Council International (BCI) *SUBSTITUTIONS: For footnotes, see inside back cover.

Commercial Battery Specifications

Group Size	Terminal BCI Figure	Part	Volts	Ratings	Warranty Free Months	Dimensions (inches)	Weight (lbs)	Notes & Substitutions*
4DLT		4DLT-VHD	12	CCA 860 CA 1075 RC 235	6 months	L 20 W 8 1/8 H 8	87	Anchor bonding
6TL		6TL	12	CCA 825 CA 215	6 months	L 11 W 10 1/2 H 9	70	Deep cycle
8D		8D-XHD	12	CCA 1155 CA 1445 RC 380	6 months	L 20 3/4 W 11 H 9 5/8	124	Anchor bonding Subst.: Group 4D ⁶
		8D-MHD	12	CCA 1400 CA 1750 RC 450	6 months	L 20 3/4 W 11 H 9 5/8	132	Anchor bonding Subst.: Group 4D ⁶
		8D-AGMX	12	CCA 1500 CA 1875 RC 475 Ah 220	36 months	L 20 3/8 W 10 7/8 H 8 7/8	143	AGM (Absorbed Glass-Mat) Deep cycle/starting High cycling
29H/30H		29H-VHD	12	CCA 660 CA 825 RC 160	18 months	L 13 W 6 3/4 H 9 3/8	52	Anchor bonding
		29NF	12	CCA 420 CA 525 RC 77	6 months	L 13 W 5 1/2 H 9	38	
31A		31P-VHD	12	CCA 660 CA 825 RC 160	18 months	L 13 W 6 13/16 H 9 17/16	53	Anchor bonding
		31P-ECL	12	CCA 700 CA 875 RC 190 Ah 104	18 months	L 13 W 6 3/4 H 9 3/8	61	Anchor bonding High cycling
		31P-LHD	12	CCA 750 CA 940 RC 180	18 months	L 13 W 6 3/4 H 9 3/8	57	Anchor bonding
		31P-HD	12	CCA 925 CA 1110 RC 180 Ah 104	18 months	L 13 W 6 13/16 H 9 7/16	58	Anchor bonding
		31P-MHD	12	CCA 950 CA 1190 RC 195	18 months	L 13 W 6 3/4 H 9 3/8	60	Anchor bonding
		31P-AGM7	12	CCA 925 CA 1155 RC 200 Ah 100	36 months	L 13 W 6 3/4 H 9 3/8	70	AGM (Absorbed Glass-Mat) Deep cycle/starting High cycling

Diagrams courtesy of Battery Council International (BCI) *SUBSTITUTIONS: For footnotes, see inside back cover.

Commercial Battery Specifications

Group Size	Terminal BCI Figure	Part	Volts	Ratings	Warranty Free Months	Dimensions (inches)	Weight (lbs)	Notes & Substitutions*
31T		31-VHD	12	CCA 660 CA 825 RC 160	18 months	L 13 W 6 3/4 H 9 3/8	53	Anchor bonding
		31-ECL	12	CCA 700 CA 875 RC 190	18 months	L 13 W 6 3/4 H 9 3/8	61	Anchor bonding High cycling
		31-LHD	12	CCA 750 CA 940 RC 180	18 months	L 13 W 6 3/4 H 9 3/8	57	Anchor bonding
		31-HD	12	CCA 925 CA 1110 RC 180 Ah 104	18 months	L 13 W 6 13/16 H 9 7/16	58	Anchor bonding
		31-MHD	12	CCA 950 CA 1190 RC 195	18 months	L 13 W 6 3/4 H 9 3/8	60	Anchor bonding
		31-XHD	12	CCA 1000 CA 1250 RC 195	18 months	L 13 W 6 3/4 H 9 3/8	61	Anchor bonding
		31-AGMX	12	CCA 1150 CA 1440 RC 205 Ah 100	36 months	L 13 W 6 3/4 H 9 3/8	78	AGM (Absorbed Glass-Mat) Deep cycle/starting High cycling
		31-AGM7	12	CCA 925 CA 1155 RC 200 Ah 100	36 months	L 13 W 6 3/4 H 9 3/8	70	AGM (Absorbed Glass-Mat) Deep cycle/starting High cycling
		31-AGM5	12	CCA 925 CA 1110 RC 200 Ah 100	36 months	L 13 W 6 3/4 H 9 3/8	60	AGM (Absorbed Glass-Mat) Deep cycle/starting High cycling

Automotive & Light Truck
Automotrices y Camiones Livianos
Automobile et Camionnette

Heavy-Duty Truck
Camiones Para Servicio Pesado
Poids Lourds

Agriculture
Agrícola
Agriculture

Industrial
Industrial
Industriel

Lawn & Garden
Césped y Jardín
Jardin et Pelouse

Powersports
Vehículos Deportivos
Sports Motorisés

Reference
Referencia
Référence

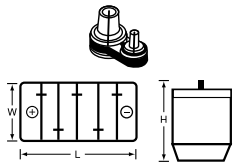
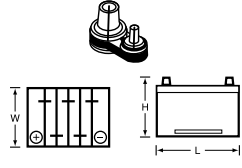
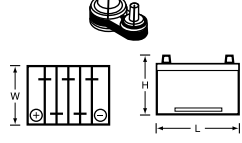
Diagrams courtesy of Battery Council International (BCI) *SUBSTITUTIONS: For footnotes, see inside back cover.

Marine/RV Battery Specifications

Group Size	Terminal BCI Figure	Part	Volts	Ratings	Warranty Free Months	Dimensions (inches)	Weight (lbs)	Notes							
Automotive & Light Truck Automotrices y Camiones Livianos Automobile et Camionnette		SRM-4D	12	CCA 1314 MCA 1645 RC 390 Ah 195	6 months	L 21 W 8 1/4 H 10 3/8	117	Deep cycle/starting Anchor bonding							
Heavy-Duty Truck Camiones Para Servicio Pesado Poids Lourds		24M-AGM-A	12	CCA 750 MCA 940 RC 140 Ah 70	24 months	L 10 1/4 W 6 13/16 H 8 7/8	45	AGM (Absorbed Glass-Mat) Deep cycle/starting High cycling							
									24MDP	12	CCA 405 MCA 505 RC 100 Ah 64	12 months	L 11 W 6 7/8 H 9	41	Deep cycle/starting
24MDC	12	CCA 590 MCA 700 RC 140 Ah 77	24 months	L 10 1/4 W 6 13/16 H 8 11/16	46	EFB (Enhanced Flooded Battery) Deep cycle									
							24MDC	12	CCA 550 MCA 690 RC 140 Ah 81	12 months	L 11 W 6 7/8 H 9	46	Deep cycle/starting		
Industrial Industriel Industriel		24M-XHD	12	CCA 800 MCA 1000 RC 135	12 months	L 11 W 6 7/8 H 9								45	Starting only
							24MS	12	CCA 500 MCA 625 RC 95	12 months	L 11 W 6 7/8 H 9	39	Starting only		
Lawn & Garden Césped y Jardín Jardin et Pelouse		27M-AGM	12	CCA 850 MCA 975 RC 182 Ah 85	36 months	L 12 7/16 W 5 3/4 H 8 7/8	59.7	AGM (Absorbed Glass-Mat) Deep cycle/starting High cycling							
									27MDC	12	CCA 675 MCA 800 RC 160 Ah 90	24 months	L 12 3/4 W 6 3/4 H 9 1/2	50	EFB (Enhanced Flooded Battery) Deep cycle
Powersports Vehículos Deportivos Sports Motorisés		27M-XHD	12	CCA 800 MCA 1000 RC 182	12 months	L 12 3/4 W 6 3/4 H 9	52	Starting only							

Diagrams courtesy of Battery Council International (BCI) *SUBSTITUTIONS: For footnotes, see inside back cover.

Marine/RV Battery Specifications

Group Size	Terminal BCI Figure	Part	Volts	Ratings	Warranty Free Months	Dimensions (inches)	Weight (lbs)	Notes
31MDP		31M-AGM	12	CCA 925 MCA 1155 RC 200 Ah 100	36 months	L 13 W 6 ¹³ / ₁₆ H 9 ⁷ / ₁₆	72	AGM (Absorbed Glass-Mat) Deep cycle/starting High cycling
		31M-AGM-A	12	CCA 825 MCA 1030 RC 200 Ah 100	24 months	L 13 W 6 ¹³ / ₁₆ H 9 ⁷ / ₁₆	64	
31MDC		SRM-31	12	CCA 675 MCA 845 RC 210 Ah 98	12 months	L 13 W 6 ³ / ₄ H 9 ⁵ / ₈	60	Deep cycle/starting
34MDC		34M-AGM	12	CCA 800 MCA 1000 RC 125 Ah 62	36 months	L 10 ¹³ / ₁₆ W 6 ³ / ₄ H 7 ⁷ / ₈	48	AGM (Absorbed Glass-Mat) Deep cycle/starting

Automotive & Light Truck
Automotrices y Camiones Livianos
Automobile et Camionnette

Heavy-Duty Truck
Camiones Para Servicio Pesado
Poids Lourd

Agriculture
Agricola
Agriculture

Industrial
Industrial
Industriel

Lawn & Garden
Césped y Jardín
Jardin et Pelouse

Powersports
Vehículos Deportivos
Sports Motorisés

Reference
Referencia
Référence

Diagrams courtesy of Battery Council International (BCI) *SUBSTITUTIONS: For footnotes, see inside back cover.

Lawn & Garden Battery Specifications

Group Size	Terminal BCI Figure	Part	Volts	Rated Capacity	Warranty Free Months	Dimensions (inches)	Weight (lbs)	Notes & Substitutions*
Automotive & Light Truck Automotrices y Camiones Livianos Automobile et Camionnette		SP-22F	12	CCA 450	6 months	L 9 ³ / ₈	31	Starting only
				CA 560		W 6 ⁷ / ₈		
Heavy-Duty Truck Camiones Para Servicio Pesado Poids Lourds		SP-22NF	12	CCA 500	6 months	L 9 ³ / ₈	28	Starting only Subst.: Group 51R
				CA 625		W 5 ¹ / ₂		
Agriculture Agrícola Agriculture		SP-45	12	CCA 480	6 months	L 9 ⁷ / ₁₆	29	Starting only 51
				CA 600		W 5 ¹ / ₂		
Industrial Industriel Industriel		SP-30	12	CCA 250	6 months	L 7 ³ / ₄	16	Starting only
				CA 310		W 5 ³ / ₁₆		
Lawn & Garden Césped y Jardín Jardin et Pelouse		SP-35R	12	CCA 300	6 months	L 7 ³ / ₄	17	Starting only
				CA 375		W 5 ³ / ₁₆		
Powersports Vehículos Deportivos Sports Motorisés		SP-35R	12	CCA 215	6 months	L 7 ³ / ₄	15	Starting only
				CA 235		W 5 ³ / ₁₆		
Reference Referencia Référence		SP-30R	12	CCA 250	6 months	L 7 ³ / ₄	16	Starting only
				CA 310		W 5 ³ / ₁₆		
				CCA 300		L 7 ³ / ₄		
				CA 375		W 5 ³ / ₁₆		
				RC 32		H 7 ¹ / ₄		
				Ah 23				

Diagrams courtesy of Battery Council International (BCI) *SUBSTITUTIONS: For footnotes, see inside back cover.

Golf Car Battery Specifications

Group Size	Terminal BCI Figure	Part	Volts	Rated Capacity	Warranty Free Months	Dimensions (inches)	Weight (lbs)	Notes & Substitutions*
GC2		GC2-ECL-S	6	CA 447 RC 115 @ 75A Ah 225	12 months	L 10 ^{5/16} W 7 ^{1/8} H 11	62	Deep cycle
		GC2-ECL-UT	6	CA 447 RC 115 @ 75A Ah 225	12 months	L 10 ^{5/16} W 7 ^{1/8} H 11 ^{1/8}	62	Deep cycle
		GC2-ECL-UTL	6	CA 447 RC 115 @ 75A Ah 225	12 months	L 10 ^{5/16} W 7 ^{1/8} H 11	62	Deep cycle
GC2		GC2-HCL-UT	6	CA 383 RC 105 @ 75A Ah 210	12 months	L 10 ^{5/16} W 7 ^{1/8} H 11 ^{1/8}	58	Deep cycle
		GC2-HCL-UTL	6	CA 383 RC 105 @ 75A Ah 210	12 months	L 10 ^{5/16} W 7 ^{1/8} H 11	58	Deep cycle
GC2		GC2HC-S	6	CA 488 RC 132 @ 75A Ah 240	6 months	L 10 ^{5/16} W 7 ^{1/8} H 11	66	Deep cycle
		GC2HC-UT	6	CA 488 RC 132 @ 75A Ah 240	6 months	L 10 ^{5/16} W 7 ^{1/8} H 11 ^{1/4}	66	Deep cycle
		GC2HC-UTL	6	CA 488 RC 132 @ 75A Ah 240	6 months	L 10 ^{5/16} W 7 ^{1/8} H 11	66	Deep cycle

Diagrams courtesy of Battery Council International (BCI) *SUBSTITUTIONS: For footnotes, see inside back cover.

Automotive & Light Truck
Automotrices y Camiones Livianos
Automobile et Camionnette

Heavy-Duty Truck
Camiones Para Servicio Pesado
Poids Lourd

Agriculture
Agricola
Agriculture

Industrial
Industrial
Industriel

Lawn & Garden
Césped y Jardín
Jardin et Pelouse

Powersports
Vehículos Deportivos
Sports Motorisés

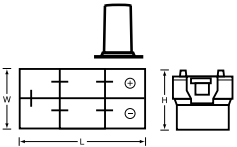
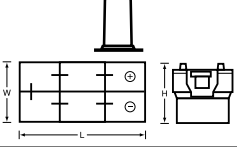
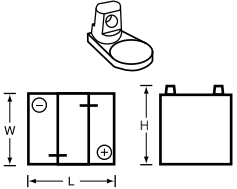
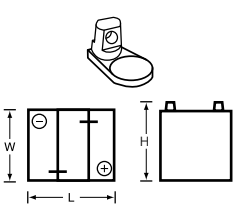
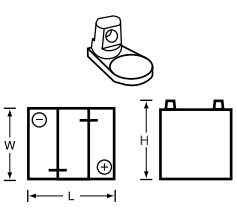
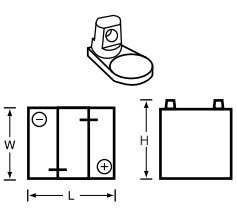
Reference
Referencia
Reference

Golf Car Battery Specifications

Group Size	Terminal BCI Figure	Part	Volts	Ratings	Warranty Free Months	Dimensions (inches)	Weight (lbs)	Notes & Substitutions*
Automotive & Light Truck Automotrices y Camiones Livianos Automobile et Camionnette		GC2XHC-S	6	CA 530 RC 145 @ 75A Ah 260	6 months	L 10^{5/16} W 7^{1/8} H 11^{11/16}	72	Deep cycle
Heavy-Duty Truck Camiones Para Servicio Pesado Poids Lourds		GC2XHC-UT	6	CA 530 RC 145 @ 75A Ah 260	6 months	L 10^{5/16} W 7^{1/8} H 12	72	Deep cycle
Agriculture Agrícola Agriculture		GC2XHC-UTL	6	CA 530 RC 145 @ 75A Ah 260	6 months	L 10^{5/16} W 7^{1/8} H 11^{1/2}	72	Deep cycle
		GC2-HD-AGM	6	CCA 710 CA 475 RC 124 @ 75A Ah 210	12 months	L 10^{1/4} W 7^{1/8} H 10^{3/4}	66	AGM (Absorbed Glass-Mat) Deep cycle
Industrial Industrial Industriel		GC8-HCL-UT	8	CA 295 RC 117 @ 56A Ah 170	12 months	L 10^{1/4} W 7^{1/8} H 11^{1/8}	63	Deep cycle
Lawn & Garden Césped y Jardín Jardin et Pelouse		GC8-HCL-UTL	8	CA 295 RC 117 @ 56A Ah 170	12 months	L 10^{1/4} W 7^{1/8} H 11	63	Deep cycle
Powersports Vehículos Deportivos Sports Motorisés		GC12-HCL-UTL	12	CA 280 RC 70 @ 75A Ah 150	12 months	L 13 W 7^{1/8} H 10^{3/4}	85	Deep cycle

Diagrams courtesy of Battery Council International (BCI) *SUBSTITUTIONS: For footnotes, see inside back cover.

Deep Cycle Equipment & Utility Battery Specifications

Group Size	Terminal BCI Figure	Part	Volts	Rated Capacity	Warranty Free Months	Dimensions (inches)	Weight (lbs)	Notes & Substitutions*
4D		AGM4D	12	Ah 200	6 months	L 21 W 8 ³ / ₁₆ H 9 ⁷ / ₁₆	129	AGM (Absorbed Glass-Mat) Deep Cycle
8D		AGM8D	12	Ah 250	6 months	L 20 ¹ / ₂ W 10 ¹ / ₂ H 9 ¹¹ / ₁₆	169	AGM (Absorbed Glass-Mat) Deep Cycle
901		901-S	6	CA 475 RC 130 @ 75A Ah 235	6 months	L 12 ³ / ₁₆ W 6 ⁷ / ₈ H 11 ⁷ / ₁₆	67	Deep Cycle
902		902-S	6	CA 711 RC 195 @ 75A Ah 330	6 months	L 12 ³ / ₈ W 6 ⁷ / ₈ H 14 ⁷ / ₁₆	94	Deep Cycle
		902HC-S	6	CA 781 RC 215 @ 75A Ah 360	6 months	L 12 ³ / ₈ W 6 ⁷ / ₈ H 14 ⁷ / ₁₆	98	
903		903-S	6	CA 850 RC 220 @ 75A Ah 420	6 months	L 12 ³ / ₁₆ W 6 ⁷ / ₈ H 16 ⁷ / ₁₆	111	Deep Cycle
		903HC-S	6	CA 935 RC 245 @ 75A Ah 435	6 months	L 12 ³ / ₁₆ W 6 ⁷ / ₈ H 16 ⁷ / ₁₆	119	
921		921-S	12	CA 380 RC 104 @ 75A Ah 205	6 months	L 15 ⁷ / ₁₆ W 6 ⁷ / ₈ H 14 ¹¹ / ₁₆	117	Deep Cycle
		921HCS-S	12	CA 440 RC 121 @ 75A Ah 225	6 months	L 15 ⁷ / ₁₆ W 6 ⁷ / ₈ H 14 ¹¹ / ₁₆	123	

Automotive & Light Truck
Automotrices y Camiones Livianos
Automobile et Camionnette

Heavy-Duty Truck
Camiones Para Servicio Pesado
Poids Lourd

Agriculture
Agrícola
Agriculture

Industrial
Industrial
Industriel

Lawn & Garden
Césped y Jardín
Jardin et Pelouse

Powersports
Vehículos Deportivos
Sports Motorisés

Reference
Referencia
Référence

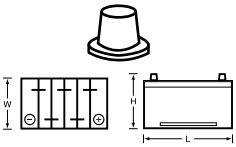

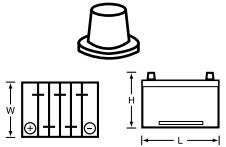
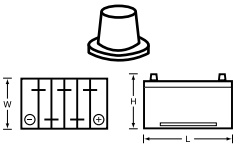
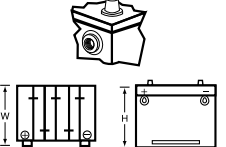
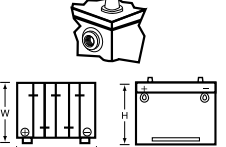
Diagrams courtesy of Battery Council International (BCI) *SUBSTITUTIONS: For footnotes, see inside back cover.

OPTIMA® Specifications

Group Size	Terminal BCI Figure	Part	Volts	Ratings	Warranty Free Months	Dimensions (inches)	Weight (lbs)	Notes
A-6V		SC6A	6	CCA 800 CA 1000 RC 100	36 months	L 10 W 3 1/2 H 7 15/16	23	
25	 	SC25A	12	CCA 720 CA 910 RC 90	36 months	L 9 5/16 W 6 13/16 H 7 5/8	32	Poly handle
27	 	SC27DM	12	CCA 800 MCA 1000 RC 140	24 months	L 12 3/16 W 6 13/16 H 8 3/4	55	Deep cycle/starting
27F	 	SC27FDA	12	CCA 830 CA 1000 RC 140	36 months	L 12 3/16 W 6 13/16 H 8 3/4	55	Deep cycle/starting
31	 	SC31DA	12	CCA 900 CA 1125 RC 155	24 months	L 12 13/16 W 6 1/2 H 9 3/8	61	Deep cycle/starting
	 	SC31DM	12	CCA 900 MCA 1125 RC 155	24 months	L 12 13/16 W 6 1/2 H 9 3/8	61	
	 	SC31DS	12	CCA 900 CA 1125 RC 155	24 months	L 12 13/16 W 6 1/2 H 9 3/8	61	
34	 	SC34A	12	CCA 800 CA 1000 RC 100	36 months	L 10 W 6 13/16 H 7 13/16	41	Poly handle
	 	SC34DM	12	CCA 750 MCA 870 RC 120	24 months	L 10 W 6 13/16 H 7 15/16	46	Deep cycle/starting Poly handle
34R	 	SC34M	12	CCA 800 MCA 1000 RC 100	24 months	L 10 W 6 13/16 H 7 15/16	41	Starting only Poly handle
	 	SC34R	12	CCA 800 CA 1000 RC 100	36 months	L 10 W 6 13/16 H 7 13/16	38	Poly handle

Diagrams courtesy of Battery Council International (BCI) *SUBSTITUTIONS: For footnotes, see inside back cover.

OPTIMA® Specifications

Group Size	Terminal BCI Figure	Part	Volts	Ratings	Warranty Free Months	Dimensions (inches)	Weight (lbs)	Notes
35		SC35A	12	CCA 720 CA 910 RC 90	36 months	L 9 5/16 W 6 13/16 H 7 5/8	32	Poly handle
		SC35DA	12	CCA 620 CA 770 RC 100	36 months	L 9 5/16 W 6 13/16 H 7 5/8	37	Deep cycle/starting Poly handle
46B24R		SC46B24RD	12	CCA 450 CA 575 RC 66	36 months	L 9 5/16 W 5 1/16 H 8 15/16	26	Deep cycle/starting Poly handle
51		SC51DA	12	CCA 450 CA 575 RC 66	36 months	L 9 5/16 W 5 1/16 H 8 7/8	26	Deep cycle/starting Poly handle
51R		SC51RDA	12	CCA 450 CA 575 RC 66	36 months	L 9 5/16 W 5 1/16 H 8 7/8	26	Deep cycle/starting Poly handle
75DT (25)		SC75U	12	CCA 720 CA 910 RC 90	36 months	L 9 3/8 W 6 13/16 H 7 5/8	33	Poly handle
		SC75DU	12	CCA 620 CA 770 RC 100	36 months	L 9 3/8 W 6 13/16 H 7 5/8	38	Deep cycle/starting Poly handle
78DT (34)		SC34U	12	CCA 800 CA 1000 RC 100	36 months	L 10 W 6 13/16 H 7 13/16	41	Poly handle
		SC34DU	12	CCA 750 CA 870 RC 120	36 months	L 10 W 6 13/16 H 7 13/16	46	Deep cycle/starting Poly handle

Automotive & Light Truck
Automotrices y Camiones Livianos
Automobile et Camionnette

Heavy-Duty Truck
Camiones Para Servicio Pesado
Poids Lourds

Agriculture
Agrícola
Agriculture

Industrial
Industrial
Industriel

Lawn & Garden
Césped y Jardín
Jardin et Pelouse

Powersports
Vehículos Deportivos
Sports Motorisés

Reference
Referencia
Référence

Diagrams courtesy of Battery Council International (BCI) *SUBSTITUTIONS: For footnotes, see inside back cover.

Powersports • Factory-Activated • AGM, High Performance

12-Volt

Battery Type	Capacity Ah (10H-R)	Dimensions – Inches (± 1/16 in)			Assembly Figure (As Per Cover Polarity)	Terminal Type (See page 32)	Regular Charge Current (amp)	CCA ◆ @ 0° F (-17.7° C)
		L	W	H				
FAITZ7S	6	4 7/16	2 3/4	4 3/16		11	0.60	100
FAITZ10S	8.6	5 15/16	3 7/16	3 5/8		11	0.86	180
FAITZ12S	11	5 15/16	3 7/16	4 5/16		11	1.10	190
FAITZ14S	11.2	5 15/16	3 7/16	4 5/16		11	1.12	210
FAYTX20HL-PW ^{††}	18	6 7/8	3 7/16	6 7/8 ^S		4	1.80	310
FAGYZ16H	16	6	3 7/16	5 3/4		5	1.60	240
FAGYZ16HL	16	6	3 7/16	5 3/4		5	1.60	240
FAGYZ20H	20	6 7/8	3 7/16	6 1/8		13	2.00	320
FAGYZ20HL	20	6 7/8	3 7/16	6 1/8		13	2.00	320
FAGYZ32HL	32	6 9/16	5	6 7/8		13	3.20	500

Automotive & Light Truck
Automotrices y Camiones Livianos
Automobile et Camionnette

Heavy-Duty Truck
Camiones Para Servicio Pesado
Poids Lourds

Agriculture
Agrícola
Agriculture

Powersports • Factory-Activated • AGM

12-Volt

Battery Type	Capacity Ah (10H-R)	Dimensions – Inches (± 1/16 in)			Assembly Figure (As Per Cover Polarity)	Terminal Type (See page 32)	Regular Charge Current (amp)	CCA ◆ @ 0° F (-17.7° C)
		L	W	H				
FAITX4L	3	4 1/2	2 3/4	3 1/2		5	0.3	60
FAITX5L	4	4 1/2	2 3/4	4 1/4		5	0.4	80
FAITX7L	6	4 1/2	2 3/4	5 1/4		5	0.6	100
FAITX9	8	6	3 1/2	4 1/4		5	0.8	135
FAITX12	10	6	3 1/2	5 1/4		5	1	180
FAITX14H	14	6	3 1/2	5 3/4		5	1.4	240
FAITX14AH ^{†††}	12	5 1/4	3 1/2	6 1/2		5	1.2	210
FAITX14AHL	12	5 1/4	3 1/2	6 1/2		4	1.2	210
FAITX20CH	18	6	3 1/2	6 1/4		4	1.8	270
FAITX20H	18	7	3 1/2	6		4	1.8	320
FAYTX20L	18	7	3 1/2	6		4	1.8	270
FAITX24HL	21	8 1/16	3 1/2	6 1/2		4	2.1	350
FAYIX30L-PW ^{††}	30	6 9/16	5	6 7/8		5	3	400

Industrial
Industrial
Industriel

Lawn & Garden
Césped y Jardín
Jardin et Pelouse

Powersports
Vehículos Deportivos
Sports Motorisés

Reference
Referencia
Référence

◆ CCA ratings are based on theoretical values. For reference only.
 S Height with 20mm spacer included for use in replacing IB16CL-B.
 †† Includes spacer for proper fitment in Personal Watercraft applications.
 ††† Includes 10mm spacer for additional height required in replacing IB14A-A1 and IB14A-A2.
 All factory-activated and all AGM batteries are sealed, maintenance-free.

Diagrams courtesy of Battery Council International (BCI)

Battery Type	Capacity Ah (10H-R)	Dimensions – Inches ($\pm 1/16$ in)			Assembly Figure (As Per Cover Polarity)	Terminal Type (See page 32)	Regular Charge Current (amp)	CCA \blacklozenge @ 0° F (-17.7° C)
		L	W	H				
CYT4B-BS	2.3	4 1/2	1 9/16	3 7/16		13	0.2	40
CITX4L-BS	3	4 1/2	2 13/16	3 3/8		5	0.3	60
CITX5L-BS	4	4 1/2	2 13/16	4 3/16		5	0.4	80
CITX7A-BS	6	5 7/8	3 7/16	3 3/4		5	0.6	105
CITX7L-BS	6	4 1/2	2 13/16	5 3/16		5	0.6	100
CIT7B-BS	6.5	6	2 9/16	3 11/16		11	0.7	120
CITX9-BS	8	6	3 7/16	4 3/16		5	0.8	135
CIT9B-BS	8	6	2 3/4	4 1/8		11	0.8	120
CITX12-BS	10	5 7/8	3 7/16	5 1/8		5	1	180
CIT12A-BS	10	6	3 7/16	4 3/16		5	1	175
CIT12B-BS	10	6	2 3/4	5 1/8		11	1	215
CITX14-BS	12	5 7/8	3 1/2	5 3/4		5	1.2	200
CITX14L-BS	12	5 7/8	3 1/2	5 3/4		5	1.2	200
CIT14B-BS	12	6	2 3/4	5 3/4		11	1.2	210
CITX14AH-BS	12	5 1/4	3 1/2	6 1/2		4	1.2	210
CITX14AHL-BS	12	5 1/4	3 1/2	6 1/2		4	1.2	210
CITX16-BS	14	5 7/8	3 1/2	6 1/4		4	1.4	230
CYTX16-BS-1	14	6	3 7/16	6 3/8		1	1.4	230
CYT19BL-BS	17.7	7 5/16	3 1/16	6 11/16		10	1.8	170
CITX20H-BS	18	6	3 1/2	6		4	1.8	320
CITX16CL-B-BS	19	6 7/8	4	6 7/8		4	1.9	270
CYTX20HL-BS-PW ^{††}	18	6 7/8	3 7/16	6 7/8		4	1.8	310
CITX24HL-BS	21	8	3 1/2	6 1/2		4	2.1	350
CITX30CL-B-BS	30	6 7/8	5 3/16	7 9/16		4	3	385
CYIX30L-BS-PW ^{††}	30	6 9/16	5	6 7/8		4	3	400

◆ CCA ratings are based on theoretical values. For reference only.
 †† Includes spacer for proper fitment in Personal Watercraft applications.

Automotive & Light Truck
 Automotrices y Camiones Livianos
 Automobile et Camionnette

Heavy-Duty Truck
 Camiones Para Servicio Pesado
 Poids Lourd

Agriculture
 Agricultura
 Agriculture

Industrial
 Industrial
 Industriel

Lawn & Garden
 Cesped y Jardin
 Jardin et Pelouse

Powersports
 Vehiculos Deportivos
 Sports Motorises

Reference
 Referencia
 Reference

Battery Type	Capacity Ah (10H-R)	Dimensions - Inches (± 1/16 in)			Assembly Figure (As Per Cover Polarity)	Terminal Type (See page 32)	Regular Charge Current (amp)	CCA ♦ @ 0° F (-17.7° C)
		L	W	H				
HIB16A-AB	16	5 7/8	3 9/16	7 1/8		7	1.6	210
I50-N18L-A	20	8 1/16	3 9/16	6 3/8		7	2	260
IB10A-A2	11	5 5/16	3 9/16	6 1/16		8	1.1	160
IB10L-A2	11	5 5/16	3 9/16	5 11/16		8	1.1	160
IB12A-A	12	5 1/4	3 1/8	6 5/16		6	1.2	165
IB12AL-A	12	5 1/4	3 1/8	6 5/16		6	1.2	165
12N7-3B	7	5 3/8	3	5 1/4		6	0.7	74
12N7D-3B	7	5 5/16	3	5 7/8		6	0.7	74
12N9-4B-1	9	5 3/8	3	5 7/16		6	0.9	85
IB7-A	8	5 3/8	3	5 1/4		6	0.8	124
IB7C-A	8	5 3/16	3 5/8	4 9/16		6	0.8	124
IB7L-B	8	5 3/8	3	5 1/4		6	0.8	124
IB9-B	9	5 3/8	3	5 7/16		6	0.9	130
IB9A-A	9	5 3/8	3	6		6	0.9	124
IB9L-B	9	5 3/8	3	5 7/16		6	0.9	130
12N12A-4A-1	12	5 1/4	3 1/8	6 5/16		6	1.2	113
IB12C-A	12	5 5/16	3 1/8	6 13/16		4	1.2	165
12N14-3A	14	5 5/16	3 9/16	6 1/2		8	1.4	128
IB14-A2	14	5 5/16	3 9/16	6 1/2		8	1.4	190
IB14A-A2	14	5 5/16	3 9/16	6 15/16		8	1.4	190
IB14L-A2	14	5 5/16	3 9/16	6 1/2		8	1.4	190
IB16AL-A2	16	8 1/16	2 3/4	6 7/16		4	1.6	200
IB16B-A1	16	6 3/16	3 1/2	6 3/8		1	1.6	207
IB18-A	18	7 1/8	3 9/16	6 5/16		4	1.9	235
IB16CL-B	19	6 7/8	4	6 7/8		7	1.8	240
IHD-12	28	7 15/16	5 1/8	6 3/8		9	2.8	240
IB30CL-B	30	6 1/2	5 1/8	7 9/16		4	3	300
IB30L-B	30	6 1/2	5 1/8	6 15/16		4	3	300

Powersports • Conventional

6-Volt

Battery Type	Capacity Ah (10H-R)	Dimensions - Inches (± 1/16 in)			Regular Charge Current (amp)	Regular Charge Current (amp)
		L	W	H		
6N2-2A-WL	2	2 3/4	1 3/4	3 13/16		0.20
6N4-2A-WL	4	2 13/16	2 13/16	3 11/16		0.40
6N5.5-1D	5.5	3 7/16	2 3/4	3 7/8		0.55
6N6-3B	6	3 7/8	2 1/4	4 1/4		0.60

♦ CCA ratings are based on theoretical values. For reference only.

Diagrams courtesy of Battery Council International (BCI)

Japanese Tractor Specifications

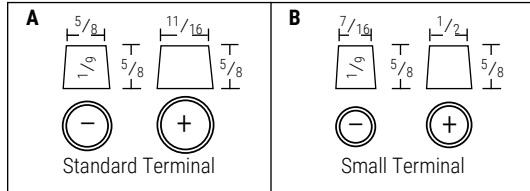
Part Number	Plate/Cell	Capacity Ah ▲ (5 hr)	Capacity Ah ▲ (20 hr)	CCA ◆ @ 0° F (-17.7° C)	Reserve Capacity Minutes (80° F)	Overall Dimensions (inches)			Charging Current (amp)	See Key for	
						L	W	H		Terminal	Layout
NS40ZL	9	28	35	275	52	7 ³ / ₄	5 ¹ / ₁₆	8 ¹⁵ / ₁₆	3.5	B	2
NS40ZL(S)*	9	28	35	275	52	7 ³ / ₄	5 ¹ / ₁₆	8 ¹⁵ / ₁₆	3.5	A	2
N100	17	80	100	475	200	16	6 ¹³ / ₁₆	8 ¹ / ₄	10.0	A	1
N120	21	96	120	420	240	19 ⁷ / ₈	7 ³ / ₁₆	10 ¹ / ₈	12.0	A	3
NS60	13	36	45	330	75	9 ³ / ₈	5 ¹ / ₁₆	8 ¹⁵ / ₁₆	4.5	B	1

▲ Figures are based on JIS/SAE specifications and reference only.

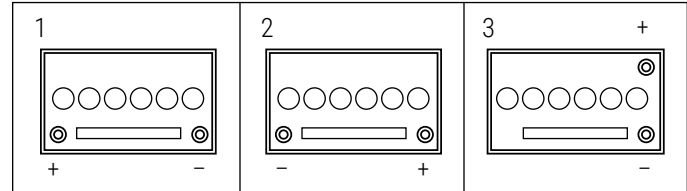
◆ CCA ratings are based on theoretical values. For reference only.

* (S) signifies Standard Terminal.

Terminals (Measurements in inches)



Battery Layouts



All diagrams courtesy of Battery Council International (BCI)

Powersports Footnotes

- A Use spacer kit from Buell
- B Some holddown modification may be required
- E Requires use of terminal cover kit part no. 478651
- F Battery equipped w/water sensor port
- H DIN part number for European-made bike
- M Modification of cable may be required for upgrade battery
- TA Terminal adapter required
- 2 Two batteries required
- 4 Requires Factory-Activated/Factory-Sealed battery

Decoding Powersports Battery Part Numbers

Conventional

12 N 12A-4 A-1

1 2 3 4 5 6

- 1 Nominal Voltage (6-V or 12-V)
- 2 Conventional Vented Battery
- 3 Battery Capacity 10-Hour Rate
- 4 Polarity Location
- 5 Exhaust Location
- 6 Designates Unique Terminal

Conventional High-Performance

IB 16A L-A2

1 2 3 4

- 1 Conventional High-Performance Battery
- 2 Size of Battery Case
- 3 Polarity Location
- 4 Terminal and Exhaust Location

AGM

C/FAITX 14 A H L-BS-1

1 2 3 4 5 6 7 8

- 1 Denotes Factory Activated or Carry Out
- 2 High-Performance VRLA/AGM (ITX, YTX, YIX, YTZ, YT, GYZ, ITZ)
- 3 Performance Classification
- 4 Designates Unique Battery Case Size
- 5 Higher CCA
- 6 Polarity Location
- 7 One Push Liquid Injection Bottle System Electrolyte
- 8 Designates Unique Terminal

Automotive & Light Truck
Automotrices y Camiones Livianos
Automobile et Camionnette

Heavy-Duty Truck
Camiones Para Servicio Pesado
Poids Lourds

Agriculture
Agrícola
Agriculture

Industrial
Industrial
Industriel

Lawn & Garden
Césped y Jardín
Jardin et Pelouse

Powersports
Vehículos Deportivos
Sports Motorisés

Reference
Referencia
Référence

Automotive & Light Truck
Automotrices y Camiones Livianos
Automobile et Camionnette

Heavy-Duty Truck
Camiones Para Servicio Pesado
Poids Lourds

Agriculture
Agrícola
Agriculture

Industrial
Industrial
Industriel

Lawn & Garden
Césped y Jardín
Jardin et Pelouse

Powersports
Vehículos Deportivos
Sports Motorisés

Reference
Referencia
Référence

Powersports Terminal Configurations

Terminal shapes vary from one battery to another. Identify the correct replacement battery from the listing in this book to ensure the proper terminal configuration. For custom applications, refer to the following chart to identify terminal shape and corresponding batteries.

Type	Terminal		
	Front	Side	Top
1			
2			
3			
4			
5			
6			
7			
8			
9			
10			
11			
12			
13			

Activating and Charging Batteries

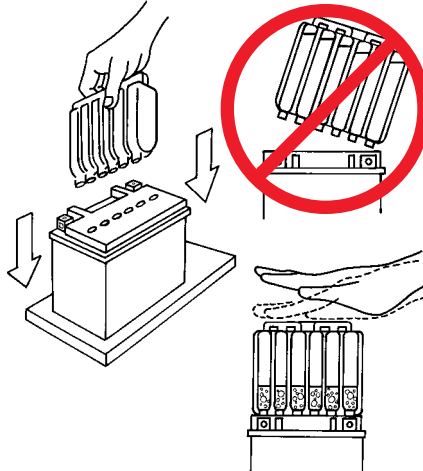
Sealed Maintenance-Free Batteries (CYT Types)

Activating

1. Place the battery on a level surface. Battery must be out of the vehicle. Wear protective gloves and eye gear when working with batteries.
2. Remove electrolyte container from plastic bag. Pull off the strip of caps. **Put the strip aside. (You'll use this later at Step 5 as the battery sealing plug.)** Use only the dedicated container that comes with the battery. It contains the proper amount of electrolyte for your specific model – important to service life and operation. Do not pierce or otherwise open the sealed cells of the electrolyte container. Do not attempt to separate individual cells.



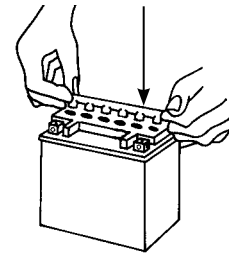
3. Place electrolyte container, sealed top of the cells down, into the filler ports of the battery. Hold the container level and push down to break the seals. You'll see air bubbles as the ports fill. **Do not tilt the electrolyte container.**



4. Check the electrolyte flow. **Keep the container in place for 20 minutes or longer until it empties completely.** If no air bubbles are coming up from the filler ports, or if container cells haven't emptied completely, tap the container a few times. Don't remove the container from the battery until it's empty. The battery requires all the electrolyte from the container for proper operation. Make sure the electrolyte container empties completely.

5. Sealing battery: Remove the empty electrolyte container from the battery. Fully insert the strip of sealing caps into the battery filling ports. Make sure the strip of caps is fully inserted and flush with the top of the battery. Seat the caps using hand force only. Do not remove the caps after this point.

Strip of caps (battery plugs)
Press down horizontally
with both hands



Charging

Newly activated batteries require an initial charge to bring them to a 100% state of charge. Follow the charging instructions on the label attached to the top of the battery.

Stand time: For batteries rated less than 18 Ah, let the battery stand for a minimum of one hour before installation. For batteries rated higher than 18 Ah, let stand a minimum of two hours before installing into the vehicle.

Charging



Example of a sealed, maintenance-free label

CITX4L-BS
CHARGING
METHOD

• THIS IS A SEALED BATTERY; THE SEALING CAPS SHOULD BE CONSIDERED PERMANENT.
• DO NOT REMOVE THE CAPS TO ADD WATER OR TO CHARGE THE BATTERY.
CHARGE AT 12V AT THE AMPERAGE AND HOURS STATED BELOW.

1 Amp x 3-6 hours

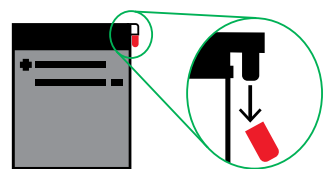
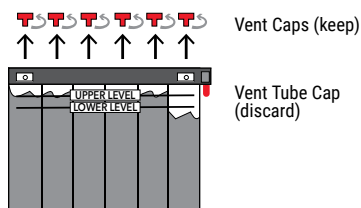
- **CAUTION:** Always wear protective gloves and eye gear when working around batteries.
- Do not remove the caps to add water or to charge the battery. The sealing caps should be considered permanent.
- If the battery gets hot to the touch, cease charging. Allow the battery to cool down before continuing to charge. When ready, charge at a lower amperage.
- Check voltage using a voltmeter. Readings for a charged, newly activated battery should be 12.8V or higher after a two-hour rest period following charge. (Rest period is required to lose surface charge.)

Activating And Charging Batteries

Conventional High-Performance (IB Part Numbers) And Conventional Batteries (6N and 12N part numbers)

Activating

1. Place battery on flat, level surface.
2. Remove vent caps. Do not discard!
3. Remove vent tube cap and discard. Under no circumstances is the vent tube cap to be reinstalled after battery is filled.




Acid pack and filling

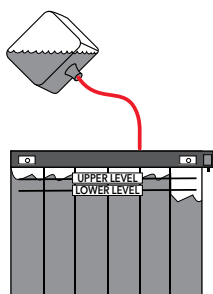
1. Be sure that acid is between 60° and 86° F (15° and 30° C).
2. Cut off tip of acid container using care to leave enough material to attach the filling tube.
3. Do not squeeze the container or otherwise force acid from the open tip.



4. Connect the fill tube to the cap.



5. Carefully fill each battery cell with electrolyte to the upper level line.



6. Let battery stand for 60 minutes before charging. (See battery owner's manual for further charging instructions). Place vent cover strip or caps loosely over vents. Check that vent tube cap has been removed.
 7. Top off battery to upper fill line if necessary.
 8. Charge per instructions.
- Any leftover acid will need to be disposed of properly at an officially designated hazardous waste facility.

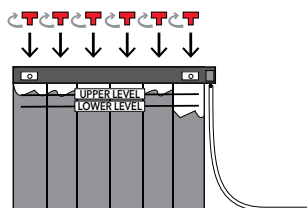
Charging

Charging – An initial charge is required before placing battery into service. (See battery owner's manual for detailed instructions.)

1. Use a fully automatic battery charger with a capacity of less than 2 amps.
2. Discontinue charging if battery gets hot to the touch. It is common for the battery to be warm during the charging process.

After Charging

- a. If electrolyte level has dropped below the upper level line, replenish with distilled water. Cover ports loosely and charge for 30 minutes to mix added water with electrolyte.
- b. Firmly press vent port strip into ports, or if screw-in type plug, tighten securely using care not to overtighten to the point where the threads are damaged.
- c. Connect vent tube hose to vent port and use care to route tube in location of original tube once battery is installed in motorcycle.



Clean battery with water if necessary and dry. Check battery voltage. If below 12.7 volts, recharge for about 40% of the original charging time.

Maintenance

Periodic battery maintenance should be performed whether or not a starting problem has occurred. The following procedures will help prevent premature battery failure:

1. Check electrolyte level (not required for sealed maintenance-free batteries). If the electrolyte level is below the tops of the plates in any cell (or the lower level line), refill with clean drinking or distilled water to upper level line.

NOTE: Low electrolyte level may indicate a malfunction in the charging system.

2. Keep the battery clean of all acid spillage and dirt, especially around the terminal area.
3. Keep the exhaust tube free of any kinks or dirt build-up.
4. If the vehicle is not used frequently, the battery will require additional recharging. Specific charging rates or times vary because of the following:
 - a. Battery's electrical capacity
 - b. Temperature of the electrolyte
 - c. Battery state of charge at the start of charging
 - d. Battery age and condition
 - e. Type of charger
5. Check the specific gravity of acid or the voltage of the battery to make sure it is at a 100% charged condition. If not, additional charging is required.

Activating And Charging Batteries

Conventional High-Performance (IB Part Numbers) And Conventional Batteries (6N and 12N part numbers)

See charts below for battery test readings using either a hydrometer or a voltmeter.

Specific Gravity Reading Using A Hydrometer				
State of Charge	Electrolyte Temperature			
	80° F (26.6° C)		40° F (4.4° C)	
	IB Types	6N & 12N Types	IB Types	6N & 12N Types
100%	1.275	1.265	1.290	1.280
75%	1.225	1.215	1.240	1.230
50%	1.175	1.165	1.190	1.180
25%	1.135	1.125	1.150	1.140

Battery Voltage Reading Using A Voltmeter			
State of Charge	YT & YI Types	IB Types	6N* & 12N Types
100%	13.0 Volts	12.7 Volts	12.6 Volts
75%	12.8	12.5	12.4
50%	12.5	12.2	12.1
25%	12.2	12.0	11.9
0%	12.0 or less	11.9 or less	11.8 or less

*6N types divide voltage in half.

NOTE: All Conventional High-Performance batteries (IB Type) and Sealed (YT and YI Types) contain a special chemical, **Anti-Sulfation**, that has been added to reduce sulfate crystal deposits, which eventually prevent the battery from accepting a charge. **Anti-Sulfation** is a white powder chemical that may be visible before the battery is activated but dissolves once electrolyte is added. If the battery contains **Anti-Sulfation** and has not been in use for a long period of time, extended recharging time is required.

Automotive & Light Truck
Automotrices y Camiones Livianos
Automobile et Camionnette

Heavy-Duty Truck
Camiones Para Servicio Pesado
Poids Lourd

Agriculture
Agrícola
Agriculture

Industrial
Industrial
Industriel

Lawn & Garden
Césped y Jardín
Jardin et Pelouse

Powersports
Vehículos Deportivos
Sports Motorisés

Reference
Referencia
Référence

Uncommon Battery Specifications

Group Size	Battery Type	Volts	Dimensions – Inches			Dimensions – Millimeters			Group Size Substitutions*
			L	W	H	L	W	H	
2E	Light Commercial	6	19 ³ / ₈	4 ¹ / ₈	9 ¹ / ₈	492	105	232	3EH ⁶
2N	Automotive	6	10	5 ¹ / ₂	8 ⁷ / ₈	254	140	225	
2-8V	Light Commercial	8	10 ³ / ₈	6 ¹⁵ / ₁₆	9 ¹ / ₁₆	264	176	230	1-8V ⁶
3	Light Commercial	6	11 ³ / ₄	7	9 ¹ / ₄	298	178	235	2 ⁵ , ⁶
4EH	Special Tractor	6	19 ⁵ / ₁₆	5	9 ¹³ / ₁₆	491	127	249	3EH ⁶
5D	Heavy Commercial	6	13 ³ / ₄	7 ¹ / ₈	9 ³ / ₈	349	181	238	4 ⁶
6D	Heavy Commercial	12	20 ³ / ₄	10	10 ¹ / ₄	527	254	260	4D ⁶
7D	Heavy Commercial	6	16 ¹ / ₄	7 ¹ / ₈	9 ³ / ₈	413	181	238	4 ⁶
16TF	Special Tractor	12	16 ⁹ / ₁₆	7 ¹ / ₈	11 ¹ / ₈	421	181	283	
21	Automotive	12	8 ³ / ₁₆	6 ¹³ / ₁₆	8 ³ / ₄	208	173	222	25 ⁶ , 34 ⁶ , 24 ⁶ , 26 ^{1D}
21R	Automotive	12	8 ³ / ₁₆	6 ¹³ / ₁₆	8 ³ / ₄	208	173	222	35 ⁶ , 24F ⁶ , 26R ^{1D}
24T	Automotive	12	10 ¹ / ₄	6 ¹³ / ₁₆	9 ³ / ₄	260	173	248	
28	Heavy Commercial	12	10 ¹ / ₄	6 ¹³ / ₁₆	9 ⁷ / ₁₆	260	173	240	
30HR	Heavy Commercial	12	13 ¹ / ₂	6 ¹³ / ₁₆	9 ¹ / ₄	343	173	235	29H ⁷ , ⁶
33	Automotive	12	13 ⁵ / ₁₆	6 ¹³ / ₁₆	9 ³ / ₈	338	173	238	31A
34R	Automotive	12	13 ⁵ / ₁₆	6 ¹³ / ₁₆	9 ³ / ₈	338	173	238	24F ⁶ , 78DT ⁶
43	Automotive	12	13 ¹ / ₈	6 ⁷ / ₈	8 ¹ / ₁₆	333	175	205	48 ⁶ , 41 ⁶
46	Automotive	12	10 ³ / ₄	6 ¹³ / ₁₆	9	273	173	229	24 ⁶
54	Automotive	12	7 ⁵ / ₁₆	6 ¹ / ₁₆	8 ³ / ₈	186	154	213	56
55	Automotive	12	8 ⁹ / ₁₆	6 ¹ / ₁₆	8 ³ / ₈	217	154	213	56
57	Automotive	12	8 ¹ / ₁₆	7 ³ / ₁₆	6 ¹⁵ / ₁₆	205	183	176	58
60	Automotive	12	13 ¹ / ₁₆	6 ⁵ / ₁₆	8 ⁷ / ₈	332	160	225	27
61	Automotive	12	7 ⁹ / ₁₆	6 ³ / ₈	8 ⁷ / ₈	192	162	225	56 ⁶
62	Automotive	12	8 ⁷ / ₈	6 ³ / ₈	8 ⁷ / ₈	225	162	225	56 ⁶
63	Automotive	12	10 ³ / ₁₆	6 ³ / ₈	8 ⁷ / ₈	259	162	225	56 ⁶
64	Automotive	12	11 ⁵ / ₈	6 ³ / ₈	8 ⁷ / ₈	295	162	225	56 ⁶
71	Automotive	12	8 ³ / ₁₆	7 ¹ / ₁₆	8 ¹ / ₂	208	179	216	75DT ⁶ , 75, 70
72	Automotive	12	9 ¹ / ₁₆	7 ¹ / ₁₆	8 ¹ / ₄	230	179	210	75DT ⁶ , 78DT ⁶ , 75, 78, 70
73	Automotive	12	9 ¹ / ₁₆	7 ¹ / ₁₆	8 ¹ / ₂	230	179	216	75DT ⁶ , 78DT ⁶ , 75, 78, 70
74	Automotive	12	10 ¹ / ₄	7 ¹ / ₄	8 ³ / ₄	260	184	222	75DT ⁶ , 78DT ⁶ , 75, 78, 70
97R	Automotive	12	9 ¹⁵ / ₁₆	6 ¹⁵ / ₁₆	7 ¹ / ₂	252	176	191	
98R	Automotive	12	11 ¹ / ₈	6 ¹⁵ / ₁₆	7 ¹ / ₂	283	176	191	48 ⁶
99	Automotive	12	8 ¹ / ₈	6 ¹⁵ / ₁₆	6 ¹⁵ / ₁₆	206	176	176	

*SUBSTITUTIONS: For footnotes, see inside back cover.

Disclaimer: The only recommended replacements are those batteries indicated in the Applications section of this Battery Application Guide. With substitutions, installer should check for adequate CCA and RC and should use best judgment regarding hood clearance, proper fit, cable length, proximity of terminals to under-hood components, and polarity. Interstate Batteries denies any liability for damages as a consequence of using or misusing this information.

Battery Connections

Two 6V Batteries = 12V System

Side by Side

End to End

Series Connection

	Per Battery	Per System
CCA	600	600
RC Minutes	225	225

Four 6V Batteries = 12V System

Series/Parallel Connection

	Per Battery	Per System
CCA	600	1200
RC Minutes	225	450

Six 6V Batteries = 36V/Six 8V Batteries = 48V

Series Connection

Six 6V	36V	Six 8V	48V
225 Ah		170 Ah	

Two 12V Batteries = 12V System

Side by Side

End to End

Parallel Connection

	Per Battery	Per System
CCA	700	1400
RC Minutes	190	380

Four 12V Batteries = 12V System

Parallel Connection

	Per Battery	Per System
CCA	700	2800
RC Minutes	190	760

Three 12V Batteries = 36V System

Series Connection

	Per Battery	Per System
CCA	800	800
RC Minutes	190	190

Automotive & Light Truck
Automotrices y Camiones Livianos
Automobile et Camionnette

Heavy-Duty Truck
Camiones Para Servicio Pesado
Poids Lourd

Agriculture
Agrícola
Agriculture

Industrial
Industrial
Industriel

Lawn & Garden
Césped y Jardín
Jardin et Pelouse

Powersports
Vehículos Deportivos
Sports Motorisés

Reference
Referencia
Référence



Automotive & Light Truck
Automotrices y Camiones Livianos
Automobile et Camionnette

Heavy-Duty Truck
Camiones Para Servicio Pesado
Poids Lourd

Agriculture
Agrícola
Agriculture

Industrial
Industriel
Industriel

Lawn & Garden
Césped y Jardín
Jardin et Pelouse

Powersports
Vehículos Deportivos
Sports Motorisés

Reference
Referencia
Référence

APPLICATIONS

APLICACIONES

APPLICATIONS

2000-2023 MODEL YEARS PLUS SELECT VINTAGE MODELS
AÑOS MODELO 2000-2023 Y MODELOS ANTIGUOS SELECCIONADOS
ANNÉES DES MODÈLES 2000-2023 PLUS CERTAINS ANCIENS MODÈLES

Model/Year	Engine	Options	Group Size	Rating (CCA/AH)	Platinum +	Platinum	Gold	Silver	M-Line	Other
					MTZ	MTX	MTP	MT	M	Alternate
Acura • CL										
2003-01	V6/3.2L		24 ¹¹	550	MTZ-34 ¹			MT-24		
1999-98	L4/2.3L		24F ¹¹	550	MTZ-34R ¹	MTX-24F		MT-24F		
1999-97	V6/3.0L		24 ¹¹	550	MTZ-34 ¹			MT-24		
1997	L4/2.2L		24F	550	MTZ-34R ¹	MTX-24F	MTP-24F	MT-24F	M-24FHC	
Acura • CSX										
2011-08	L4/2.0L		51R	410		MTX-51R		MT-51R	M-51R	
2007	L4/2.0L		51R	440		MTX-51R		MT-51R		
2006	L4/2.0L		51R	500		MTX-51R		MT-51R		
Acura • EL										
2005-01	L4/1.7L		51	410				MT-51	M-51	
2000-97	L4/1.6L		51R	410		MTX-51R		MT-51R	M-51R	
Acura • ILX										
2022-19	L4/2.4L		51R	500		MTX-51R		MT-51R		
2018-13	L4/2.4L		51R	410		MTX-51R		MT-51R	M-51R	
2015-13	L4/1.5L	Hybrid	151R	340			MTP-151R			
2015-13	L4/2.0L		51R	410		MTX-51R		MT-51R	M-51R	
Acura • Integra										
2001-94	L4/1.8L		51R	410		MTX-51R		MT-51R	M-51R	
1993-92	L4/1.7L		25	435				MT-25	M-25	
1993-90	L4/1.8L		25	435				MT-25	M-25	
2023	L4/1.5L		47 ⁵⁹	450		MTX-47/H5-EFB				
Acura • Legend										
1995-91	V6/3.2L		24	585	MTZ-34 ¹		MTP-24	MT-24	M-24HC	MTP-78DT ^{1B}
1990	V6/2.7L		24F	585	MTZ-34R ¹	MTX-24F	MTP-24F	MT-24F	M-24FHC	MTP-78DT ^{1B}
Acura • MDX										
2023-22	V6/3.5L		48 ³³	650	MTZ-48/H6	MTX-48/H6				
2020-17	V6/3.0L	Hybrid	48 ³³	650	MTZ-48/H6	MTX-48/H6				
2020-16	V6/3.5L		48	620	MTZ-48/H6	MTX-48/H6	MTP-48/H6			
2020-16	V6/3.5L	Advance Package	48 ³³	650	MTZ-48/H6	MTX-48/H6				
2015-14	V6/3.5L		24F	550	MTZ-34R ¹	MTX-24F	MTP-24F	MT-24F	M-24FHC	
2013-07	V6/3.7L		24F	630	MTZ-34R ¹	MTX-24F	MTP-24F	MT-24F	M-24FHC	
2006-01	V6/3.5L		24F	550	MTZ-34R ¹	MTX-24F	MTP-24F	MT-24F	M-24FHC	
2016	V6/3.5L	AWD	48 ³³	650	MTZ-48/H6	MTX-48/H6				
2016	V6/3.5L	FWD	48	620	MTZ-48/H6	MTX-48/H6	MTP-48/H6			
Acura • NSX										
2021-17	V6/3.5L	Hybrid	47 ³³	600	MTZ-47/H5	MTX-47/H5				
2005-97	V6/3.2L	MT	35	435		MTX-35	MTP-35	MT-35	M-35	M-35HC
2005-91	V6/3.0L	AT or HD	24F	585	MTZ-34R ¹	MTX-24F	MTP-24F	MT-24F	M-24FHC	
2005-91	V6/3.0L	MT	35	435		MTX-35	MTP-35	MT-35	M-35	M-35HC
2022	V6/3.5L		47 ³³	600	MTZ-47/H5	MTX-47/H5				
1999	V6/3.2L	AT	24F	585	MTZ-34R ¹	MTX-24F	MTP-24F	MT-24F	M-24FHC	
Acura • RDX										
2023-19	L4/2.0L		48 ³³	650	MTZ-48/H6	MTX-48/H6				
2015-13	V6/3.5L		24F	550	MTZ-34R ¹	MTX-24F	MTP-24F	MT-24F	M-24FHC	
2012-07	L4/2.3L		35	440		MTX-35	MTP-35	MT-35	M-35	M-35HC
2018	V6/3.5L		24F	630	MTZ-34R ¹	MTX-24F	MTP-24F	MT-24F	M-24FHC	
2017	V6/3.5L		24F ¹¹	630	MTZ-34R	MTX-24F		MT-24F		
2016	V6/3.5L		24F ¹¹	730	MTZ-34R ¹	MTX-24F		MT-24F ⁴⁸		
Acura • RL										
2012-09	V6/3.7L		24 ¹¹	550	MTZ-34 ¹			MT-24		
2008-05	V6/3.5L		24 ¹¹	585	MTZ-34 ¹			MT-24		
2004-96	V6/3.5L		24	550	MTZ-34 ¹		MTP-24	MT-24	M-24HC	MTP-78DT ^{1B}
Acura • RLX										
2020-14	V6/3.5L		24F	550	MTZ-34R ¹	MTX-24F	MTP-24F	MT-24F	M-24FHC	
Acura • RSX										
2006-02	L4/2.0L		51R	400		MTX-51R		MT-51R	M-51R	
Acura • SLX										
1999-98	V6/3.5L	AT	24	585	MTZ-34 ¹		MTP-24	MT-24	M-24HC	MTP-78DT ^{1B}
1999-98	V6/3.5L	Opt	27	610	MTZ-34 ¹			MT-27	M-27	MTP-78DT ^{1B}
1997	V6/3.2L		24	585	MTZ-34 ¹		MTP-24	MT-24	M-24HC	
1997	V6/3.2L	Opt	27	610	MTZ-34 ¹			MT-27	M-27	MTP-78DT ^{1B}
1996	V6/3.2L	AT or HD	27	610	MTZ-34 ¹			MT-27	M-27	MTP-78DT ^{1B}
Acura • TL										
2014-09	V6/3.7L		24F ¹¹	550	MTZ-34R	MTX-24F		MT-24F		
2014-07	V6/3.5L		24F ¹¹	550	MTZ-34R	MTX-24F		MT-24F		
2008-04	V6/3.2L		24F ¹¹	550	MTZ-34R	MTX-24F		MT-24F		
2003-99	V6/3.2L		24 ¹¹	550	MTZ-34 ¹			MT-24		
1998-96	V6/3.2L		25	450				MT-25	M-25	
1998-95	L5/2.5L		35	450		MTX-35	MTP-35	MT-35	M-35	M-35HC

Automotive & Light Truck
Automotrices y Camiones Livianos
Automobile et Camionnette

Heavy-Duty Truck
Camiones Para Servicio Pesado
Poids Lourd

Agriculture
Agrícola
Agriculture

Industrial
Industrial
Industrial

Lawn & Garden
Césped y Jardín
Jardin et Pelouse

Powersports
Vehículos Deportivos
Sports Motorises

Reference
Referencia
Référence

	Model/ Year	Engine	Options	Group Size	Rating (CCA/AH)	Platinum +	Platinum	Gold	Silver	M-Line	Other	
						MTZ	MTX	MTP	MT	M	Alternate	
Automotive & Light Truck Automotrices y Camiones Livianos Automobile et Camionnette	Acura • TLX											
	2023-21	L4/2.0L		94R ³³	850	MTZ-94R/H7	MTX-94R/H7					
	2023-21	V6/3.0L		94R ³³	850	MTZ-94R/H7	MTX-94R/H7					
	2020-19	V6/3.5L		48	650	MTZ-48/H6	MTX-48/H6	MTP-48/H6				
	2020-18	L4/2.4L		35	470		MTX-35	MTP-35	MT-35	M-35HC		
	2020-15	V6/3.5L	SH-AWD, Start-Stop	48 ³³	650	MTZ-48/H6	MTX-48/H6					
	2018-15	V6/3.5L		48	620	MTZ-48/H6	MTX-48/H6	MTP-48/H6				
2017-15	L4/2.4L		35	440		MTX-35	MTP-35	MT-35	M-35	M-35HC		
Heavy-Duty Truck Camiones Para Servicio Pesado Poids Lourd	Acura • TSX											
	2014-10	V6/3.5L		24F	550	MTZ-34R ¹	MTX-24F	MTP-24F	MT-24F	M-24FHC		
	2014-04	L4/2.4L		51R	430		MTX-51R		MT-51R	M-51R		
	Acura • Vigor											
	1994-92	L5/2.5L		35	435		MTX-35	MTP-35	MT-35	M-35	M-35HC	
Agriculture Agrícola Agriculture	Acura • ZDX											
	2013-10	V6/3.7L		24F	550	MTZ-34R ¹	MTX-24F	MTP-24F	MT-24F	M-24FHC		
	Alfa Romeo • 164											
	1995-91	V6/3.0L		31A ⁵⁰	685							31P-LHD
	Alfa Romeo • 4C											
	2020-15	L4/1.7L		47	500	MTZ-47/H5	MTX-47/H5		MT-47/H5			
	Alfa Romeo • 8C											
	2008	V8/4.7L		24F	580	MTZ-34R ¹	MTX-24F	MTP-24F	MT-24F	M-24FHC		
	Alfa Romeo • Giulia											
	2023-17	L4/2.0L		49 ^{54,59}	800							
2023-17	V6/2.9L		49 ^{54,59}	800								
Alfa Romeo • Spider												
1994-91	L4/2.0L	Factory Install	22F ⁷	300							SP-22F	
1994-90	L4/2.0L	Port of entry installed	34 ⁷	550	MTZ-34	MTX-34	MTP-34	MT-34	M-34HC	MTP-78DT		
1990	L4/2.0L	Factory Install	24F ⁷	500	MTZ-34R ¹	MTX-24F	MTP-24F	MT-24F	M-24F	M-24FHC		
Alfa Romeo • Stelvio												
2023-18	L4/2.0L		49 ^{54,59}	800								
2023-18	V6/2.9L		49 ^{54,59}	800								
Industrial Industrial Industriel	AM General • Humvee											
	2001-94	V8/6.5L	Dsl	78 ²	770	MTZ-78		MTP-78			MTP-78DT	
	1996-95	V8/5.7L		78 ²	770	MTZ-78		MTP-78			MTP-78DT	
	1993-92	V8/6.2L	Dsl	78 ²	770	MTZ-78		MTP-78			MTP-78DT	
	American Motors Corp • Gremlin, Hornet, Javelin											
1974-71	V8/5.9L		24 ⁷	385	MTZ-34 ¹		MTP-24	MT-24	M-24HC	MTP-78DT ^{1B}		
1974-71	V8/6.6L		22F	305				MT-26R		SP-22F		
1974-71	V8/6.6L	Opt	24 ⁷	410	MTZ-34 ¹		MTP-24	MT-24	M-24HC	MTP-78DT ^{1B}		
1974-70	V8/5.9L		22F	305				MT-26R		SP-22F		
1974-70	V8/5.9L		24 ⁷	410	MTZ-34 ¹		MTP-24	MT-24	M-24HC	MTP-78DT ^{1B}		
1974-70	V8/5.9L	Opt	24 ⁷	410	MTZ-34 ¹		MTP-24	MT-24	M-24HC	MTP-78DT ^{1B}		
1970-68	V8/6.4L		22F	305				MT-26R		SP-22F		
1970-68	V8/6.4L	Opt	24 ⁷	410	MTZ-34 ¹		MTP-24	MT-24	M-24HC	MTP-78DT ^{1B}		
1969-68	V8/4.7L		22F	305				MT-26R		SP-22F		
1969-68	V8/4.7L	Opt	24	410	MTZ-34 ¹		MTP-24	MT-24	M-24HC	MTP-78DT ^{1B}		
1969-68	V8/5.6L		22F	305				MT-26R		SP-22F		
1969-68	V8/5.6L	Opt	24 ⁷	410	MTZ-34 ¹		MTP-24	MT-24	M-24HC	MTP-78DT ^{1B}		
1968	L6/3.8L		24 ⁷	410	MTZ-34 ¹		MTP-24	MT-24	M-24HC	MTP-78DT ^{1B}		
Lawn & Garden Césped y Jardín Jardin et Pelouse	Aston Martin • Vantage											
	2021-18	V8/4.0L		49 ^{50,54}	830	MTZ-49/H8	MTX-49/H8		MT-49/H8	M-49/H8		
	Aston Martin • DB11											
	2021-18	V8/4.0L		49 ^{33,54}	850	MTZ-49/H8	MTX-49/H8					
	2021-17	V12/5.2L		49 ^{33,54}	850	MTZ-49/H8	MTX-49/H8					
	Aston Martin • DB7											
	2004-00	V12/6.0L		48 ^{50,54}	780							
	1998-97	L6/3.2L		48 ^{50,54}	780							
	Aston Martin • DB9											
	2016-05	V12/6.0L		49 ^{50,54}	830	MTZ-49/H8	MTX-49/H8		MT-49/H8	M-49/H8		
	Aston Martin • DBS											
	2021-19	V12/5.2L		49 ^{33,50,54}	850	MTZ-49/H8	MTX-49/H8					
2012-08	V12/6.0L		49 ^{50,54}	830	MTZ-49/H8	MTX-49/H8		MT-49/H8	M-49/H8			
Aston Martin • One-77												
2011	V12/7.3L		49 ⁵⁴	830	MTZ-49/H8	MTX-49/H8		MT-49/H8	M-49/H8			
Aston Martin • Rapide												
2019-11	V12/6.0L		49 ^{50,54}	830	MTZ-49/H8	MTX-49/H8		MT-49/H8	M-49/H8			
Aston Martin • V12 Vantage												
2017-15	V12/6.0L		49 ^{50,54}	830	MTZ-49/H8	MTX-49/H8		MT-49/H8	M-49/H8			
2013-10	V12/6.0L		49 ^{50,54}	830	MTZ-49/H8	MTX-49/H8		MT-49/H8	M-49/H8			

Model/ Year	Engine	Options	Group Size	Rating (CCA/AH)	Platinum +		Gold	Silver	M-Line	Other
					MTZ	MTX	MTP	MT	M	Alternate
Aston Martin • V8 Vantage										
2021-18	V8/4.0L		49 ^{50,54}	830	MTZ-49/H8	MTX-49/H8		MT-49/H8	M-49/H8	
2017-09	V8/4.7L		49 ^{50,54}	830	MTZ-49/H8	MTX-49/H8		MT-49/H8	M-49/H8	
2008-06	V8/4.3L		49 ^{50,54}	830	MTZ-49/H8	MTX-49/H8		MT-49/H8	M-49/H8	
Aston Martin • Vanquish										
2018-14	V12/6.0L		49 ^{50,54}	830	MTZ-49/H8	MTX-49/H8		MT-49/H8	M-49/H8	
2006-01	V12/6.0L		49 ^{50,54}	830	MTZ-49/H8	MTX-49/H8		MT-49/H8	M-49/H8	
Aston Martin • Virage										
2012	V12/6.0L		49 ^{50,54}	830	MTZ-49/H8	MTX-49/H8		MT-49/H8	M-49/H8	
Asüna • Sunfire										
1993	L4/1.8L		35	350		MTX-35	MTP-35	MT-35	M-35	M-35HC
Asüna • Sunrunner										
1993	L4/1.6L		26	525	MTZ-75DT			MT-26		MTP-75DT
1992	L4/1.6L		75	550			MTP-75	MT-75	M-75	
Audi • 100, 100 Quattro										
1994-92	V6/2.8L		41 ⁵⁰	575				MT-41		
1994-92	V6/2.8L	Opt	41 ⁵⁰	650				MT-41		
1991-90	L5/2.3L		41 ⁵⁰	575				MT-41		
1991-90	L5/2.3L	Opt	41 ⁵⁰	650				MT-41		
Audi • 200, 200 Quattro										
1991-90	L5/2.2L		41 ⁵⁰	650				MT-41		
Audi • 80, 80 Quattro										
1992-91	L5/2.3L	Opt	41	650				MT-41		
1992-90	L5/2.3L		41	575				MT-41		
1990	L4/2.0L		41	575				MT-41		
1990	L4/2.0L	Opt	41	650				MT-41		
Audi • 90, 90 Quattro										
1995-93	V6/2.8L		41	650				MT-41		
1992-90	L5/2.3L		41	650				MT-41		
Audi • A3										
2023-22	L4/2.0L	PR Code J0S, EFB	47 ^{55,56,58,59}	59 Ah		MTX-47/H5-EFB				
2023-22	L4/2.0L	PR Code J0V, EFB	48 ^{55,56,58,59}	680		MTX-48/H6-EFB				
2023-22	L4/2.0L	PR Code J1N	94R ^{33,55,56,58}	75 Ah	MTZ-94R/H7	MTX-94R/H7				
2023-22	L4/2.0L	PR Code J2D	48 ^{33,55,56,58}	680	MTZ-48/H6	MTX-48/H6				
2023-17	L4/1.4L	PR Code J0S, EFB	47 ^{55,56,58,59}	59 Ah		MTX-47/H5-EFB				
2020-19	L4/1.4L	PR Code J0T, EFB	48 ^{55,56,58,59}	680		MTX-48/H6-EFB				
2020-19	L4/1.4L	PR Code J0V, EFB	48 ^{55,56,58,59}	680		MTX-48/H6-EFB				
2020-19	L4/1.4L	PR Code J1D	48 ^{55,56,58}	640	MTZ-48/H6 ⁴⁸	MTX-48/H6 ⁴⁸	MTP-48/H6 ⁴⁸			
2020-19	L4/1.4L	PR Code J1L	47 ^{55,56,58}	540	MTZ-47/H5	MTX-47/H5		MT-47/H5 ⁴⁸	M-47/H5 ⁴⁸	
2020-19	L4/1.4L	PR Code J2D	48 ^{33,55,56,58}	680	MTZ-48/H6	MTX-48/H6				
2020-17	L4/2.0L	PR Code J0H	47 ^{33,55,56,58}	58 Ah	MTZ-47/H5	MTX-47/H5				
2020-17	L4/2.0L	PR Code J0N	47 ^{55,56,58}	540	MTZ-47/H5	MTX-47/H5 ⁴⁸		MT-47/H5 ⁴⁸	M-47/H5 ⁴⁸	
2020-17	L4/2.0L	PR Code J0T, EFB	48 ^{55,56,58,59}	680		MTX-48/H6-EFB				
2020-17	L4/2.0L	PR Code J0V, EFB	48 ^{55,56,58,59}	680		MTX-48/H6-EFB				
2020-17	L4/2.0L	PR Code J1D	48 ^{55,56,58}	640	MTZ-48/H6 ⁴⁸	MTX-48/H6 ⁴⁸	MTP-48/H6 ⁴⁸			
2020-17	L4/2.0L	PR Code J1P	140R ^{55,56,58}	360			MTP-H4			
2020-17	L4/2.0L	PR Code J2D	48 ^{33,55,56,58}	680	MTZ-48/H6	MTX-48/H6				
2016-15	L4/1.8L	PR Code J0N	47 ^{55,56,58}	540	MTZ-47/H5	MTX-47/H5 ⁴⁸		MT-47/H5 ⁴⁸	M-47/H5 ⁴⁸	
2016-15	L4/1.8L	PR Code J0S, EFB	47 ^{55,56,58,59}	59 Ah		MTX-47/H5-EFB				
2016-15	L4/1.8L	PR Code J0T, EFB	48 ^{55,56,58,59}	680		MTX-48/H6-EFB				
2016-15	L4/1.8L	PR Code J1D	48 ^{55,56,58}	640	MTZ-48/H6 ⁴⁸	MTX-48/H6 ⁴⁸	MTP-48/H6 ⁴⁸			
2016-15	L4/1.8L	PR Code J1L	47 ^{55,56,58}	540	MTZ-47/H5	MTX-47/H5		MT-47/H5 ⁴⁸	M-47/H5 ⁴⁸	
2016-15	L4/1.8L	PR Code J1P	140R ^{55,56,58}	360			MTP-H4			
2016-15	L4/1.8L	PR Code J2D	48 ^{33,55,56,58}	680	MTZ-48/H6	MTX-48/H6				
2016-15	L4/1.8L	PR Code J2S	140R ^{55,56,58}	480			MTP-H4			
2016-15	L4/2.0L	Dsl, PR Code J0N	47 ^{55,56,58}	540	MTZ-47/H5	MTX-47/H5 ⁴⁸		MT-47/H5 ⁴⁸	M-47/H5 ⁴⁸	
2016-15	L4/2.0L	Dsl, PR Code J0S, EFB	47 ^{55,56,58,59}	59 Ah		MTX-47/H5-EFB				
2016-15	L4/2.0L	Dsl, PR Code J0T, EFB	48 ^{55,56,58,59}	680		MTX-48/H6-EFB				
2016-15	L4/2.0L	Dsl, PR Code J1D	48 ^{55,56,58}	640	MTZ-48/H6 ⁴⁸	MTX-48/H6 ⁴⁸	MTP-48/H6 ⁴⁸			
2016-15	L4/2.0L	Dsl, PR Code J1P	140R ^{55,56,58}	360			MTP-H4			
2016-15	L4/2.0L	Dsl, PR Code J2D	48 ^{33,55,56,58}	680	MTZ-48/H6	MTX-48/H6				
2016-15	L4/2.0L	Dsl, PR Code J2S	140R ^{55,56,58}	480			MTP-H4			
2013-10	L4/2.0L	Dsl, PR Code J0L, J1D	48 ^{50,54,55,56,58}	640	MTZ-48/H6 ⁴⁸	MTX-48/H6 ⁴⁸	MTP-48/H6 ⁴⁸			
2013-10	L4/2.0L	Dsl, PR Code J0N	47 ^{50,54,55,56,58}	540	MTZ-47/H5	MTX-47/H5 ⁴⁸		MT-47/H5 ⁴⁸	M-47/H5 ⁴⁸	
2013-10	L4/2.0L	Dsl, PR Code J2D	48 ^{33,55,56,58}	680	MTZ-48/H6	MTX-48/H6				
2013-09	L4/2.0L	PR Code J0L, J1D	48 ^{50,54,55,56,58}	640	MTZ-48/H6 ⁴⁸	MTX-48/H6 ⁴⁸	MTP-48/H6 ⁴⁸			
2013-09	L4/2.0L	PR Code J0T, EFB	48 ^{50,55,56,58,59}	680		MTX-48/H6-EFB				
2013-09	L4/2.0L	PR Code J2D	48 ^{33,55,56,58}	680	MTZ-48/H6	MTX-48/H6				
2013-06	L4/2.0L	PR Code J0N	47 ^{50,54,55,56,58}	540	MTZ-47/H5	MTX-47/H5 ⁴⁸		MT-47/H5 ⁴⁸	M-47/H5 ⁴⁸	
2013-06	L4/2.0L	PR Code J0R	94R ^{50,54,55,56,58}	80 Ah	MTZ-94R/H7	MTX-94R/H7	MTP-94R/H7			
2013-06	L4/2.0L	PR Code J1L	47 ^{50,54,55,56,58}	540	MTZ-47/H5	MTX-47/H5		MT-47/H5 ⁴⁸	M-47/H5 ⁴⁸	
2008-06	L4/2.0L	PR Code J0L, J1D	48 ^{50,54,55,56,58}	640	MTZ-48/H6 ⁴⁸	MTX-48/H6 ⁴⁸	MTP-48/H6 ⁴⁸			

*Nota: PR codes are located on a tag near the spare tire or in the warranty booklet. *Nota: Los códigos PR se encuentran en una etiqueta cerca del neumático de repuesto o en el folleto de garantía.

*Remarque : Les codes PR se trouvent sur une étiquette près de la roue de rechange ou dans le livre de garantie. | For footnotes, see inside back cover. Notas al Pie de Página 468. Référence de Bas de Page 508.

Automotive & Light Truck
Automotrices y Camiones Livianos
Automobile et Camionnette

Heavy-Duty Truck
Camiones Para Servicio Pesado
Poids Lourd

Agriculture
Agrícola
Agriculture

Industrial
Industrial
Industrial

Lawn & Garden
Césped y Jardín
Jardin et Pelouse

Powersports
Vehículos Deportivos
Sports Motorisés

Reference
Referencia
Référence

Model/ Year	Engine	Options	Group Size	Rating (CCA/AH)	Platinum +	Platinum	Gold	Silver	M-Line	Other
					MTZ	MTX	MTP	MT	M	Alternate
Audi • A3 Quattro										
2023-22	L4/2.0L	PR Code J0S, EFB	47 55,56,58,59	59 Ah		MTX-47/H5-EFB				
2023-22	L4/2.0L	PR Code J0V, EFB	48 55,56,58,59	680		MTX-48/H6-EFB				
2023-22	L4/2.0L	PR Code J1N	94R 33,55,56,58	75 Ah	MTZ-94R/H7	MTX-94R/H7				
2023-22	L4/2.0L	PR Code J2D	48 33,55,56,58	680	MTZ-48/H6	MTX-48/H6				
2020-19	L4/2.0L	PR Code J0N	47 55,56,58	61 Ah	MTZ-47/H5	MTX-47/H5 ⁴⁸		MT-47/H5 ⁴⁸	M-47/H5 ⁴⁸	
2020-17	L4/2.0L	PR Code J0H	47 33,55,56,58	58 Ah	MTZ-47/H5	MTX-47/H5				
2020-17	L4/2.0L	PR Code J0V, EFB	48 55,56,58,59	70 Ah		MTX-48/H6-EFB				
2020-15	L4/2.0L	PR Code J0N	47 55,56,58	540	MTZ-47/H5	MTX-47/H5 ⁴⁸		MT-47/H5 ⁴⁸		
2020-15	L4/2.0L	PR Code J0S, EFB	47 55,56,58,59	59 Ah		MTX-47/H5-EFB				
2020-15	L4/2.0L	PR Code J0T, EFB	47 55,56,58,59	59 Ah		MTX-47/H5-EFB				
2020-15	L4/2.0L	PR Code J0T, EFB	48 55,56,58,59	680		MTX-48/H6-EFB				
2020-15	L4/2.0L	PR Code J1D	48 55,56,58	640	MTZ-48/H6 ⁴⁸	MTX-48/H6 ⁴⁸	MTP-48/H6 ⁴⁸			
2020-15	L4/2.0L	PR Code J1P	140R 55,56,58	360			MTP-H4			
2020-15	L4/2.0L	PR Code J2D	48 33,55,56,58	680	MTZ-48/H6	MTX-48/H6				
2016-15	L4/2.0L	PR Code J2S	140R 50,55,56,58	480			MTP-H4			
2013-09	L4/2.0L	PR Code J0L, J1D	48 50,54,55,56,58	640	MTZ-48/H6 ⁴⁸	MTX-48/H6 ⁴⁸	MTP-48/H6 ⁴⁸			
2013-09	L4/2.0L	PR Code J0N	47 50,55,56,58	540	MTZ-47/H5	MTX-47/H5 ⁴⁸		MT-47/H5 ⁴⁸		
2013-09	L4/2.0L	PR Code J0T, EFB	48 50,55,56,58,59	680		MTX-48/H6-EFB				
2013-09	L4/2.0L	PR Code J2D	48 33,50,55,56,58	680	MTZ-48/H6	MTX-48/H6				
2009-06	V6/3.2L	PR Code J0R	94R 33,50,55,56,58	800	MTZ-94R/H7	MTX-94R/H7				
2008-06	V6/3.2L	PR Code J1N	94R 33,50,55,56,58	75 Ah	MTZ-94R/H7	MTX-94R/H7				
Audi • A3 Sportback e-tron										
2018-17	L4/1.4L	Hybrid, PR Code J0T, EFB	48 50,55,56,58,59	680		MTX-48/H6-EFB				
2018-17	L4/1.4L	Hybrid, PR Code J1L	47 55,56,58	540	MTZ-47/H5	MTX-47/H5		MT-47/H5 ⁴⁸	M-47/H5 ⁴⁸	
2018-16	L4/1.4L	Hybrid, PR Code J0S, EFB	47 55,56,58,59	59 Ah		MTX-47/H5-EFB				
2018-16	L4/1.4L	Hybrid, PR Code J1D	48 55,56,58	640	MTZ-48/H6 ⁴⁸	MTX-48/H6 ⁴⁸	MTP-48/H6 ⁴⁸			
2018-16	L4/1.4L	Hybrid, PR Code J1P	140R 55,56,58	360			MTP-H4			
2018-16	L4/1.4L	Hybrid, PR Code J2D	48 33,55,56,58	680	MTZ-48/H6	MTX-48/H6				
2016	L4/1.4L	Hybrid, Multiple PR Codes	N/A 45,54,58,59	680						
2016	L4/1.4L	Hybrid, PR Code J0N	47 55,56,58	540	MTZ-47/H5	MTX-47/H5 ⁴⁸		MT-47/H5 ⁴⁸	M-47/H5 ⁴⁸	
2016	L4/1.4L	Hybrid, PR Code J0S, EFB	47 55,56,58,59	59 Ah		MTX-47/H5-EFB				
2016	L4/1.4L	Hybrid, PR Code J2S	140R 55,56,58	480			MTP-H4			
Audi • A4										
2020-16	L4/2.0L	PR Code J0H	47 33,50,55,56,58	58 Ah	MTZ-47/H5	MTX-47/H5				
2020-16	L4/2.0L	PR Code J0K, EFB	49 50,55,56,58,59	93 Ah						
2020-16	L4/2.0L	PR Code J2D, 0K0, 0K2, 0K4	48 33,50,55,56,58	680	MTZ-48/H6	MTX-48/H6				
2020-16	L4/2.0L	PR Code J4E, EFB	94R 50,55,56,58,59	79 Ah						
2020-09	L4/2.0L	PR Code J0B	49 33,50,55,56,58	850	MTZ-49/H8	MTX-49/H8				
2020-09	L4/2.0L	PR Code J0P	95R 33,50,55,56,58	950		MTX-95R/H9				
2020-09	L4/2.0L	PR Code J0Z	95R 50,55,56,58	850		MTX-95R/H9	MTP-95R/H9			
2020-09	L4/2.0L	PR Code J1N	94R 33,50,55,56,58	800	MTZ-94R/H7	MTX-94R/H7				
2020-05	L4/2.0L	PR Code J1U	49 50,55,56,58	760	MTZ-49/H8	MTX-49/H8	MTP-49/H8 ⁴⁸			
2018-16	L4/2.0L	PR Code J2D, 0K2	48 33,50,55,56,58	680	MTZ-48/H6	MTX-48/H6				
2015-13	L4/2.0L	PR Code J0L	48 50,55,56,58	570	MTZ-48/H6	MTX-48/H6	MTP-48/H6	MT-48/H6	M-48/H6	
2015-13	L4/2.0L	PR Code J0N	47 50,55,56,58	540	MTZ-47/H5	MTX-47/H5 ⁴⁸		MT-47/H5 ⁴⁸	M-47/H5 ⁴⁸	
2015-13	L4/2.0L	PR Code J2D	48 33,50,55,56,58	680	MTZ-48/H6	MTX-48/H6				
2015-05	L4/2.0L	PR Code J0R	94R 50,55,56,58	640	MTZ-94R/H7	MTX-94R/H7	MTP-94R/H7		M-94R/H7	
2008-06	V6/3.2L	PR Code J0R	94R 50,55,56,58	640	MTZ-94R/H7	MTX-94R/H7	MTP-94R/H7		M-94R/H7	
2008-06	V6/3.2L	PR Code J1U	49 50,55,56,58	760	MTZ-49/H8	MTX-49/H8	MTP-49/H8 ⁴⁸			
2006-03	L4/1.8L	PR Code J0R	94R 50,55,56,58	640	MTZ-94R/H7	MTX-94R/H7	MTP-94R/H7		M-94R/H7	
2006-02	L4/1.8L	PR Code J1U	49 50,55,56,58	760	MTZ-49/H8	MTX-49/H8	MTP-49/H8 ⁴⁸	MT-49/H8	M-49/H8	
2005-03	L4/1.8L	PR Code J0R	94R 50,55,56,58	640	MTZ-94R/H7	MTX-94R/H7	MTP-94R/H7		M-94R/H7	
2005-02	V6/3.0L	PR Code J0R	94R 50,55,56,58	640	MTZ-94R/H7	MTX-94R/H7	MTP-94R/H7		M-94R/H7	
2005-02	V6/3.0L	PR Code J1U	49 50,55,56,58	760	MTZ-49/H8	MTX-49/H8	MTP-49/H8 ⁴⁸	MT-49/H8	M-49/H8	
2002-97	L4/1.8L	PR Code J0R	94R 50,55,56,58	640	MTZ-94R/H7	MTX-94R/H7	MTP-94R/H7		M-94R/H7	
2002-97	L4/1.8L	PR Code J1D	48 50,55,56,58	640	MTZ-48/H6 ⁴⁸	MTX-48/H6 ⁴⁸	MTP-48/H6 ⁴⁸	MT-48/H6 ⁴⁸		
2002-97	L4/1.8L	PR Code J1R	94R 50,55,56,58	720	MTZ-94R/H7 ⁴⁸	MTX-94R/H7 ⁴⁸	MTP-94R/H7 ⁴⁸			
2001-96	V6/2.8L	PR Code J0R	94R 50,55,56,58	640	MTZ-94R/H7	MTX-94R/H7	MTP-94R/H7		M-94R/H7	
2001-96	V6/2.8L	PR Code J1D	48 50,55,56,58	640	MTZ-48/H6 ⁴⁸	MTX-48/H6 ⁴⁸	MTP-48/H6 ⁴⁸	MT-48/H6 ⁴⁸		
2001-96	V6/2.8L	PR Code J1R	94R 50,55,56,58	720	MTZ-94R/H7 ⁴⁸	MTX-94R/H7 ⁴⁸	MTP-94R/H7 ⁴⁸			
1999-97	V6/2.8L	PR Code J1A, J1B, J1C	41	520				MT-41		
2002	V6/3.0L	PR Code J1R	94R 50,55,56,58	720	MTZ-94R/H7 ⁴⁸	MTX-94R/H7 ⁴⁸	MTP-94R/H7 ⁴⁸			
1998	V6/2.8L	PR Code J0N	47 50,55,56,58	540	MTZ-47/H5	MTX-47/H5 ⁴⁸		MT-47/H5 ⁴⁸	M-47/H5 ⁴⁸	
1997	L4/1.8L	Opt	47 50,55,56,58	540	MTZ-47/H5	MTX-47/H5		MT-47/H5 ⁴⁸	M-47/H5 ⁴⁸	
Audi • A4 allroad										
2023-22	L4/2.0L	Hybrid, PR Code 0K4, Auxiliary Li-ion Only	N/A 45,50,55,56,58,60							
2023-21	L4/2.0L	Hybrid, PR Code J0B	49 33,50,55,56,58	92 Ah	MTZ-49/H8	MTX-49/H8				
2023-21	L4/2.0L	Hybrid, PR Code J0H	47 33,50,55,56,58	58 Ah	MTZ-47/H5	MTX-47/H5				
2023-21	L4/2.0L	Hybrid, PR Code J0K	49 50,55,56,58	93 Ah	MTZ-49/H8	MTX-49/H8	MTP-49/H8			
2023-21	L4/2.0L	Hybrid, PR Code J0P	95R 33,50,55,56,58	105 Ah		MTX-95R/H9				

*Note: PR codes are located on a tag near the spare tire or in the warranty booklet. *Nota: Los códigos PR se encuentran en una etiqueta cerca del neumático de repuesto o en el folleto de garantía.
*Remarque: Les codes PR se trouvent sur une étiquette près de la roue de rechange ou dans le livre de garantie. | For footnotes, see inside back cover. Notas al Pie de Página 468. Référence de Bas de Page 508.

	Model/ Year	Engine	Options	Group Size	Rating (CCA/AH)	Platinum +	Platinum	Gold	Silver	M-Line	Other
						MTZ	MTX	MTP	MT	M	Alternate
Audi • A5											
Automotive & Light Truck Automotrices y Camiones Livianos Automobile et Camionnette	2014-12	L4/2.0L	PR Code J1N	94R ^{33,50,55,56,58}	800	MTZ-94R/H7	MTX-94R/H7				
	2014-10	L4/2.0L	PR Code J0B	49 ^{33,50,55,56,58}	850	MTZ-49/H8	MTX-49/H8				
	2014-10	L4/2.0L	PR Code J0L	48 ^{50,55,56,58}	570	MTZ-48/H6	MTX-48/H6	MTP-48/H6	MT-48/H6	M-48/H6	
	2014-10	L4/2.0L	PR Code J0N	47 ^{50,55,56,58}	540	MTZ-47/H5	MTX-47/H5 ⁴⁸				MT-47/H5 ⁴⁸
	2014-10	L4/2.0L	PR Code J0P	95R ^{33,50,55,56,58}	950		MTX-95R/H9				
	2014-10	L4/2.0L	PR Code J0R	94R ^{50,55,56,58}	640	MTZ-94R/H7	MTX-94R/H7	MTP-94R/H7			M-94R/H7
	2014-10	L4/2.0L	PR Code J0Z	95R ^{50,55,56,58}	850		MTX-95R/H9	MTP-95R/H9			
	2014-10	L4/2.0L	PR Code J1U	49 ^{50,55,56,58}	760	MTZ-49/H8	MTX-49/H8	MTP-49/H8 ⁴⁸			
	2014-10	L4/2.0L	PR Code J2D	48 ^{33,50,55,56,58}	680	MTZ-48/H6	MTX-48/H6				
	Audi • A5 Quattro										
Heavy-Duty Truck Camiones Para Servicio Pesado Poids Lourd	2023-17	L4/2.0L	PR Code 0K4, Auxiliary Li-ion Only	N/A ^{45,55,56,58,60}							
	2023-17	L4/2.0L	PR Code J0K, EFB	49 ^{50,55,56,58,59}	93 Ah						
	2023-12	L4/2.0L	PR Code J1N	94R ^{33,50,55,56,58}	800	MTZ-94R/H7	MTX-94R/H7				
	2023-10	L4/2.0L	PR Code J0B	49 ^{33,50,55,56,58}	850	MTZ-49/H8	MTX-49/H8				
	2023-10	L4/2.0L	PR Code J0P	95R ^{33,50,55,56,58}	950		MTX-95R/H9				
	2023-10	L4/2.0L	PR Code J0Z	95R ^{50,55,56,58}	850		MTX-95R/H9	MTP-95R/H9			
	2023-10	L4/2.0L	PR Code J2D	48 ^{33,50,55,56,58}	680	MTZ-48/H6	MTX-48/H6				
	2022-17	L4/2.0L	PR Code J0H	47 ^{33,50,55,56,58}	58 Ah	MTZ-47/H5	MTX-47/H5				
	2022-17	L4/2.0L	PR Code J4E, EFB	94R ^{50,55,56,58,59}	79 Ah						
	2022-10	L4/2.0L	PR Code J1U	49 ^{50,55,56,58}	760	MTZ-49/H8	MTX-49/H8	MTP-49/H8 ⁴⁸			
Agriculture Agrícola Agricuture	2017-10	L4/2.0L	PR Code J0L	48 ^{50,55,56,58}	570	MTZ-48/H6	MTX-48/H6	MTP-48/H6	MT-48/H6	M-48/H6	
	2017-10	L4/2.0L	PR Code J0R	94R ^{50,55,56,58}	640	MTZ-94R/H7	MTX-94R/H7	MTP-94R/H7			M-94R/H7
	2017-10	L4/2.0L	PR Code J1L	47 ^{50,55,56,58}	540	MTZ-47/H5	MTX-47/H5				MT-47/H5 ⁴⁸ M-47/H5 ⁴⁸
	2010-08	V6/3.2L	PR Code J0R	94R ^{50,55,56,58}	80 Ah	MTZ-94R/H7	MTX-94R/H7	MTP-94R/H7			
	2010-08	V6/3.2L	PR Code J0Z	95R ^{50,55,56,58}	110 Ah		MTX-95R/H9	MTP-95R/H9			
	2010-08	V6/3.2L	PR Code J1U	49 ^{50,55,56,58}	760	MTZ-49/H8	MTX-49/H8	MTP-49/H8 ⁴⁸			
	2010	V6/3.2L	PR Code J0B	49 ^{33,50,55,56,58}	850	MTZ-49/H8	MTX-49/H8				
	2010	V6/3.2L	PR Code J0L	48 ^{50,55,56,58}	570	MTZ-48/H6	MTX-48/H6	MTP-48/H6	MT-48/H6	M-48/H6	
	2010	V6/3.2L	PR Code J0P	95R ^{33,50,55,56,58}	105 Ah		MTX-95R/H9				
	2010	V6/3.2L	PR Code J1L	47 ^{50,55,56,58}	540	MTZ-47/H5	MTX-47/H5				MT-47/H5 ⁴⁸ M-47/H5 ⁴⁸
2010	V6/3.2L	PR Code J2D	48 ^{33,50,55,56,58}	680	MTZ-48/H6	MTX-48/H6					
Audi • A5 Sportback											
Industrial Industrial Industriel	2023-18	L4/2.0L	PR Code J0B	49 ^{33,50,55,56,58}	850	MTZ-49/H8	MTX-49/H8				
	2023-18	L4/2.0L	PR Code J0H	47 ^{33,50,55,56,58}	58 Ah	MTZ-47/H5	MTX-47/H5				
	2023-18	L4/2.0L	PR Code J0K, EFB	49 ^{50,55,56,58,59}	93 Ah						
	2023-18	L4/2.0L	PR Code J0P	95R ^{33,50,55,56,58}	950		MTX-95R/H9				
	2023-18	L4/2.0L	PR Code J0Z	95R ^{50,55,56,58}	850		MTX-95R/H9	MTP-95R/H9			
	2023-18	L4/2.0L	PR Code J1N	94R ^{33,50,55,56,58}	800	MTZ-94R/H7	MTX-94R/H7				
	2023-18	L4/2.0L	PR Code J1U	49 ^{50,55,56,58}	760	MTZ-49/H8	MTX-49/H8	MTP-49/H8 ⁴⁸			
	2023-18	L4/2.0L	PR Code J2D	48 ^{33,50,55,56,58}	68 Ah	MTZ-48/H6	MTX-48/H6				
	2023-18	L4/2.0L	PR Code J4E, EFB	94R ^{50,55,56,58,59}	79 Ah						
	2023-18	L4/2.0L	PR Code 0K4, Li-ion Only	N/A ^{45,55,56,58,60}							
Audi • A6											
Lawn & Garden Césped y Jardín Jardin et Pelouse	2018-16	L4/2.0L	PR Code J0K, EFB	49 ^{50,55,56,58,59}	93 Ah						
	2018-16	L4/2.0L	PR Code J0L	48 ^{50,55,56,58}	640	MTZ-48/H6	MTX-48/H6	MTP-48/H6	MT-48/H6	M-48/H6	
	2018-16	L4/2.0L	PR Code J0R	94R ^{50,55,56,58}	640	MTZ-94R/H7	MTX-94R/H7	MTP-94R/H7			M-94R/H7
	2018-16	L4/2.0L	PR Code J0Z	95R ^{50,55,56,58}	850		MTX-95R/H9	MTP-95R/H9			
	2018-15	L4/2.0L	PR Code J0B	49 ^{33,50,55,56,58}	850	MTZ-49/H8	MTX-49/H8				
	2018-15	L4/2.0L	PR Code J0P	95R ^{33,50,55,56,58}	950		MTX-95R/H9				
	2018-15	L4/2.0L	PR Code J1N	94R ^{33,50,55,56,58}	800	MTZ-94R/H7	MTX-94R/H7				
	2018-12	L4/2.0L	PR Code J0B	49 ^{33,50,55,56,58}	92 Ah	MTZ-49/H8	MTX-49/H8				
	2018-12	L4/2.0L	PR Code J0L	48 ^{50,55,56,58}	70 Ah	MTZ-48/H6	MTX-48/H6	MTP-48/H6			
	2018-12	L4/2.0L	PR Code J0P	95R ^{33,50,55,56,58}	105 Ah		MTX-95R/H9				
Powersports Vehiculos Deportivos Sports Motorisés	2018-12	L4/2.0L	PR Code J0R	94R ^{50,55,56,58}	80 Ah	MTZ-94R/H7	MTX-94R/H7	MTP-94R/H7			
	2018-12	L4/2.0L	PR Code J0Z	95R ^{50,55,56,58}	110 Ah		MTX-95R/H9	MTP-95R/H9			
	2018-12	L4/2.0L	PR Code J1N	94R ^{33,50,55,56,58}	75 Ah	MTZ-94R/H7	MTX-94R/H7				
	2018-12	L4/2.0L	PR Code J1U	49 ^{50,55,56,58}	760	MTZ-49/H8	MTX-49/H8	MTP-49/H8 ⁴⁸			
	2018-12	L4/2.0L	PR Code J2D	48 ^{33,50,55,56,58}	680	MTZ-48/H6	MTX-48/H6				
	2011-09	V6/3.2L	PR Code J0L	48 ^{50,55,56,58}	70 Ah	MTZ-48/H6	MTX-48/H6	MTP-48/H6			
	2011-09	V6/3.2L	PR Code J0R	94R ^{50,55,56,58}	80 Ah	MTZ-94R/H7	MTX-94R/H7	MTP-94R/H7			
	2011-06	V6/3.2L	PR Code J0B	49 ^{33,50,55,56,58}	850	MTZ-49/H8	MTX-49/H8				
	2011-06	V6/3.2L	PR Code J0Z	95R ^{50,55,56,58}	110 Ah		MTX-95R/H9	MTP-95R/H9			
	2011-06	V6/3.2L	PR Code J1U	49 ^{50,55,56,58}	760	MTZ-49/H8	MTX-49/H8	MTP-49/H8 ⁴⁸			
Reference Referencia Référence	2006-02	V6/3.0L	PR Code J1U	49 ^{50,55,56,58}	760	MTZ-49/H8	MTX-49/H8	MTP-49/H8 ⁴⁸	MT-49/H8	M-49/H8	
	2004-02	V6/3.0L	PR Code J0R	94R ^{50,55,56,58}	640	MTZ-94R/H7	MTX-94R/H7	MTP-94R/H7			M-94R/H7
	2004-02	V6/3.0L	PR Code J1D	48 ^{50,55,56,58}	640	MTZ-48/H6 ⁴⁸	MTX-48/H6 ⁴⁸	MTP-48/H6 ⁴⁸			
	2004-02	V6/3.0L	PR Code J1R	94R ^{50,55,56,58}	720	MTZ-94R/H7	MTX-94R/H7	MTP-94R/H7			M-94R/H7
	2001-98	V6/2.8L	PR Code J1D	48 ^{50,55,56,58}	570	MTZ-48/H6 ⁴⁸	MTX-48/H6	MTP-48/H6 ⁴⁸	MT-48/H6 ⁴⁸	M-48/H6 ⁴⁸	
	1998-95	V6/2.8L	Up to VIN	41 ^{50,55,56,58}	650						MT-91/T6
											WAUZZZ4AZW-005000

*Note: PR codes are located on a tag near the spare tire or in the warranty booklet. *Nota: Los códigos PR se encuentran en una etiqueta cerca del neumático de repuesto o en el folleto de garantía. *Remarque : Les codes PR se trouvent sur une étiquette près de la roue de rechange ou dans le livre de garantie. | For footnotes, see inside back cover. Notas al Pie de Página 468. Référence de Bas de Page 508.

	Model/Year	Engine	Options	Group Size	Rating (CCA/AH)	Platinum +	Platinum	Gold	Silver	M-Line	Other		
						MTZ	MTX	MTP	MT	M	Alternate		
Automotive & Light Truck Automotrices y Camiones Livianos Automobile et Camionnette	Audi • A6 Quattro (continued)												
	2004-03	V8/4.2L	PR Code J1R	94R ^{50,54,55,56}	720	MTZ-94R/H7	MTX-94R/H7 ⁴⁸	MTP-94R/H7 ⁴⁸					
	2004-02	V6/2.7L	Option 2	94R ^{50,54,55,56}	640	MTZ-94R/H7	MTX-94R/H7	MTP-94R/H7		M-94R/H7			
	2004-02	V6/2.7L	Option 3	94R ^{50,54,55,56}	720	MTZ-94R/H7	MTX-94R/H7	MTP-94R/H7		M-94R/H7			
	2004-02	V6/2.7L	PR Code J1U	49 ^{50,54,55,56}	760	MTZ-49/H8	MTX-49/H8	MTP-49/H8 ⁴⁸	MT-49/H8	M-49/H8			
	2004-02	V6/2.7L	Turbo	48 ^{50,54,55,56}	640	MTZ-48/H6	MTX-48/H6	MTP-48/H6	MT-48/H6	M-48/H6			
	2004-02	V8/4.2L		48 ^{50,54,55,56}	640	MTZ-48/H6	MTX-48/H6	MTP-48/H6	MT-48/H6	M-48/H6			
	2004-02	V8/4.2L	Opt	94R ^{50,54,55,56}	720	MTZ-94R/H7	MTX-94R/H7	MTP-94R/H7		M-94R/H7			
	2001-99	V6/2.8L		41 ^{50,58}	520				MT-91/T6				
	2001-95	V6/2.7L	PR Code J1D	48 ^{50,58}	570	MTZ-48/H6 ⁴⁸	MTX-48/H6 ⁴⁸	MTP-48/H6 ⁴⁸	MT-48/H6 ⁴⁸				
Heavy-Duty Truck Camiones Para Servicio Pesado Poids Lour	2001-95	V6/2.7L	Turbo, PR Code J0R	94R ^{50,58}	640	MTZ-94R/H7	MTX-94R/H7	MTP-94R/H7		M-94R/H7			
	2001-95	V6/2.8L	Opt	48 ^{50,58}	570	MTZ-48/H6	MTX-48/H6	MTP-48/H6	MT-48/H6	M-48/H6			
	2001-95	V8/4.2L	PR Code J1U	49 ^{50,58}	850	MTZ-49/H8	MTX-49/H8		MT-49/H8	M-49/H8			
	2016	V6/3.0L	Dsl, PR Code J0K, EFB	49 ^{50,55,56,58,59}	93 Ah								
	2011	V8/4.2L	PR Code J0P	95R ^{33,50,55,56,58}	950		MTX-95R/H9						
	2011	V8/4.2L	PR Code J1D	48 ^{50,55,56,58}	72 Ah	MTZ-48/H6 ⁴⁸	MTX-48/H6 ⁴⁸	MTP-48/H6 ⁴⁸					
	2011	V8/4.2L	PR Code J1N	94R ^{33,50,55,56,58}	800	MTZ-94R/H7	MTX-94R/H7						
	2011	V8/4.2L	PR Code J2D	48 ^{33,50,55,56,58}	680	MTZ-48/H6	MTX-48/H6						
	Agriculture Agrícola Agriculture	Audi • A7 Quattro											
		2021-18	V6/3.0L	Hybrid, PR Code J0P	95R ^{33,50,55,56,58}	105 Ah		MTX-95R/H9					
2021-18		V6/3.0L	Hybrid, PR Code J0T, EFB	48 ^{50,55,56,58,59}	69 Ah		MTX-48/H6-EFB						
2021-18		V6/3.0L	Hybrid, PR Code J0V, EFB	48 ^{50,55,56,58,59}	70 Ah		MTX-48/H6-EFB						
2021-18		V6/3.0L	Hybrid, PR Code J0Z	95R ^{50,55,56,58}	110 Ah		MTX-95R/H9	MTP-95R/H9					
2021-18		V6/3.0L	Hybrid, PR Code J2D	48 ^{33,50,55,56,58}	68 Ah	MTZ-48/H6	MTX-48/H6						
2018-12		V6/3.0L	PR Code J0B	49 ^{33,50,55,56,58}	850	MTZ-49/H8	MTX-49/H8						
2018-12		V6/3.0L	PR Code J0P	95R ^{33,50,55,56,58}	950		MTX-95R/H9						
2018-12		V6/3.0L	PR Code J0R	94R ^{50,55,56,58}	640	MTZ-94R/H7	MTX-94R/H7	MTP-94R/H7		M-94R/H7			
2018-12		V6/3.0L	PR Code J0Z	95R ^{50,55,56,58}	850		MTX-95R/H9	MTP-95R/H9					
Industrial Industrial Industriel	2018-12	V6/3.0L	PR Code J1N	94R ^{33,50,55,56,58}	800	MTZ-94R/H7	MTX-94R/H7						
	2018-12	V6/3.0L	PR Code J1U	49 ^{50,55,56,58}	760	MTZ-49/H8	MTX-49/H8	MTP-49/H8 ⁴⁸					
	2018-12	V6/3.0L	PR Code J2D	48 ^{33,50,55,56,58}	680	MTZ-48/H6	MTX-48/H6						
	2016-15	V6/3.0L	Dsl, PR Code J0B	49 ^{33,50,55,56,58}	850	MTZ-49/H8	MTX-49/H8						
	2016-15	V6/3.0L	Dsl, PR Code J0K, EFB	49 ^{50,55,56,58,59}	93 Ah								
	2016-14	V6/3.0L	Dsl, PR Code J0P	95R ^{33,50,55,56,58}	950		MTX-95R/H9						
	2016-14	V6/3.0L	Dsl, PR Code J0R	94R ^{50,55,56,58}	640	MTZ-94R/H7	MTX-94R/H7	MTP-94R/H7		M-94R/H7			
	2016-14	V6/3.0L	Dsl, PR Code J0Z	95R ^{50,55,56,58}	850		MTX-95R/H9	MTP-95R/H9					
	2016-14	V6/3.0L	Dsl, PR Code J1N	94R ^{33,50,55,56,58}	800	MTZ-94R/H7	MTX-94R/H7						
	2016-14	V6/3.0L	Dsl, PR Code J1U	49 ^{50,55,56,58}	760	MTZ-49/H8	MTX-49/H8	MTP-49/H8 ⁴⁸					
2016-14	V6/3.0L	Dsl, PR Code J2D	48 ^{33,50,55,56,58}	680	MTZ-48/H6	MTX-48/H6							
Lawn & Garden Césped y Jardín Jardin et Pelouse	Audi • A7 Sportback												
	2023-19	V6/3.0L	Hybrid, PR Code 0K4, Auxiliary Li-ion Only	N/A ^{45,60}									
	2023-19	V6/3.0L	Hybrid, PR Code J0P	95R ^{33,50,55,56,58}	105 Ah		MTX-95R/H9						
	2023-19	V6/3.0L	Hybrid, PR Code J0T, EFB	48 ^{50,55,56,58,59}	69 Ah		MTX-48/H6-EFB						
	2023-19	V6/3.0L	Hybrid, PR Code J0V, EFB	48 ^{50,55,56,58,59}	70 Ah		MTX-48/H6-EFB						
	2023-19	V6/3.0L	Hybrid, PR Code J0Z	95R ^{50,55,56,58}	110 Ah		MTX-95R/H9	MTP-95R/H9					
2023-19	V6/3.0L	Hybrid, PR Code J2D	48 ^{33,50,55,56,58}	68 Ah	MTZ-48/H6	MTX-48/H6							
Reference Referencia Référence	Audi • A8												
	1999-97	V8/3.7L		49 ⁵⁰	850	MTZ-49/H8	MTX-49/H8		MT-49/H8	M-49/H8			
	1999-97	V8/3.7L		49 ⁵⁰	760	MTZ-49/H8	MTX-49/H8	MTP-49/H8 ⁴⁸	MT-49/H8	M-49/H8			
Powersports Vehículos Deportivos Sports Motorisés	Audi • A8 Quattro												
	2023-19	V6/3.0L	Hybrid, PR Code J0B	49 ^{33,50,55,56,58}	92 Ah	MTZ-49/H8	MTX-49/H8						
	2023-19	V6/3.0L	Hybrid, PR Code J0P	95R ^{33,50,55,56,58}	105 Ah		MTX-95R/H9						
	2023-19	V6/3.0L	Hybrid, PR Code J0T, EFB	48 ^{50,55,56,58,59}	69 Ah		MTX-48/H6-EFB						
	2023-19	V6/3.0L	Hybrid, PR Code J0V, EFB	48 ^{50,55,56,58,59}	70 Ah		MTX-48/H6-EFB						
	2023-19	V6/3.0L	Hybrid, PR Code J2D	48 ^{33,50,55,56,58}	68 Ah	MTZ-48/H6	MTX-48/H6						
	2022-19	V8/4.0L	Hybrid, PR Code J0B	49 ^{33,50,55,56,58}	92 Ah	MTZ-49/H8	MTX-49/H8						
	2022-19	V8/4.0L	Hybrid, PR Code J0P	95R ^{33,50,55,56,58}	105 Ah		MTX-95R/H9						
	2022-19	V8/4.0L	Hybrid, PR Code J0T, EFB	48 ^{50,55,56,58,59}	69 Ah		MTX-48/H6-EFB						
	2022-19	V8/4.0L	Hybrid, PR Code J0V, EFB	48 ^{50,55,56,58,59}	78 Ah								
2022-19	V8/4.0L	Hybrid, PR Code J2D	48 ^{33,50,55,56,58}	68 Ah	MTZ-48/H6	MTX-48/H6							
Reference Referencia Référence	2018-13	V6/3.0L	PR Code J0P	95R ^{33,50,55,56,58}	950		MTX-95R/H9						
	2018-13	V6/3.0L	PR Code J0Z	95R ^{50,55,56,58}	850		MTX-95R/H9	MTP-95R/H9					
	2018-13	V6/3.0L	PR Code J1N	94R ^{33,50,55,56,58}	800	MTZ-94R/H7	MTX-94R/H7						
	2018-13	V6/3.0L	PR Code J1U	49 ^{50,55,56,58}	760	MTZ-49/H8	MTX-49/H8	MTP-49/H8 ⁴⁸					
	2018-13	V8/4.0L	PR Code J0B	49 ^{33,50,55,56,58}	92 Ah	MTZ-49/H8	MTX-49/H8						
	2018-13	V8/4.0L	PR Code J0P	95R ^{33,50,55,56,58}	105 Ah		MTX-95R/H9						
	2018-13	V8/4.0L	PR Code J0Z	95R ^{50,55,56,58}	850		MTX-95R/H9	MTP-95R/H9					
	2018-13	V8/4.0L	PR Code J1N	94R ^{33,50,55,56,58}	800	MTZ-94R/H7	MTX-94R/H7						
	2018-13	V8/4.0L	PR Code J1U	49 ^{50,55,56,58}	760	MTZ-49/H8	MTX-49/H8	MTP-49/H8 ⁴⁸					
	2016-14	V6/3.0L	Dsl, PR Code J0B	49 ^{33,50,55,56,58}	850	MTZ-49/H8	MTX-49/H8						
2016-14	V6/3.0L	Dsl, PR Code J0P	95R ^{33,50,55,56,58}	950		MTX-95R/H9							

Model/Year	Engine	Options	Group Size	Rating (CCA/AH)	Platinum +		Gold	Silver	M-Line	Other
					MTZ	MTX	MTP	MT	M	Alternate
Audi • A8 Quattro (continued)										
2016-14	V6/3.0L	Dsl, PR Code J0Z	95R ^{50,55,56,58}	850		MTX-95R/H9	MTP-95R/H9			
2016-14	V6/3.0L	Dsl, PR Code J1N	94R ^{33,50,55,56,58}	800	MTZ-94R/H7	MTX-94R/H7				
2016-14	V6/3.0L	Dsl, PR Code J1U	49 ^{50,55,56,58}	760	MTZ-49/H8	MTX-49/H8	MTP-49/H8 ⁴⁸			
2016-12	W12/6.3L	PR Code J0B	49 ^{33,50,55,56,58}	850	MTZ-49/H8	MTX-49/H8				
2016-12	W12/6.3L	PR Code J0P	95R ^{33,50,55,56,58}	950		MTX-95R/H9				
2016-12	W12/6.3L	PR Code J0Z	95R ^{50,55,56,58}	850		MTX-95R/H9	MTP-95R/H9			
2016-12	W12/6.3L	PR Code J1N	94R ^{33,50,55,56,58}	800	MTZ-94R/H7	MTX-94R/H7				
2016-12	W12/6.3L	PR Code J1U	49 ^{50,55,56,58}	760	MTZ-49/H8	MTX-49/H8	MTP-49/H8 ⁴⁸			
2012-10	V8/4.2L	PR Code J0B	49 ^{33,50,55,56,58}	850	MTZ-49/H8	MTX-49/H8				
2012-10	V8/4.2L	PR Code J0P	95R ^{33,50,55,56,58}	105 Ah		MTX-95R/H9				
2012-10	V8/4.2L	PR Code J0Z	95R ^{50,55,56,58}	850		MTX-95R/H9	MTP-95R/H9			
2012-10	V8/4.2L	PR Code J1N	94R ^{33,50,55,56,58}	75 Ah	MTZ-94R/H7	MTX-94R/H7				
2012-10	V8/4.2L	PR Code J1U	49 ^{50,55,56,58}	760	MTZ-49/H8	MTX-49/H8	MTP-49/H8 ⁴⁸			
2012-03	V8/4.2L	PR Code J0Z	95R ^{50,55,56,58}	850		MTX-95R/H9	MTP-95R/H9			
2009-08	V8/4.2L	PR Code J0B	49 ^{33,50,55,56,58}	850	MTZ-49/H8	MTX-49/H8				
2003-97	V8/4.2L		49 ⁵⁰	850	MTZ-49/H8	MTX-49/H8		MT-49/H8	M-49/H8	
2003-00	V8/4.2L	Opt	95R ⁵⁰	850		MTX-95R/H9	MTP-95R/H9			
Audi • allroad										
2016-13	L4/2.0L	PR Code J0B	49 ^{33,50,55,56,58}	850	MTZ-49/H8	MTX-49/H8				
2016-13	L4/2.0L	PR Code J0P	95R ^{33,50,55,56,58}	950		MTX-95R/H9				
2016-13	L4/2.0L	PR Code J0Z	95R ^{50,55,56,58}	850		MTX-95R/H9	MTP-95R/H9			
2016-13	L4/2.0L	PR Code J1L	47 ^{50,55,56,58}	540	MTZ-47/H5	MTX-47/H5		MT-47/H5 ⁴⁸	M-47/H5 ⁴⁸	
2016-13	L4/2.0L	PR Code J1N	94R ^{33,50,55,56,58}	800	MTZ-94R/H7	MTX-94R/H7				
2016-13	L4/2.0L	PR Code J1U	49 ^{50,55,56,58}	760	MTZ-49/H8	MTX-49/H8	MTP-49/H8 ⁴⁸			
2015-13	L4/2.0L	PR Code J0L	48 ^{50,55,56,58}	570	MTZ-48/H6	MTX-48/H6	MTP-48/H6	MT-48/H6	M-48/H6	
2015-13	L4/2.0L	PR Code J0N	47 ^{50,55,56,58}		MTZ-47/H5	MTX-47/H5 ⁴⁸		MT-47/H5 ⁴⁸	M-47/H5 ⁴⁸	
2015-13	L4/2.0L	PR Code J0R	94R ^{50,55,56,58}	640	MTZ-94R/H7	MTX-94R/H7	MTP-94R/H7			M-94R/H7
2015-13	L4/2.0L	PR Code J2D	48 ^{33,50,55,56,58}	680	MTZ-48/H6	MTX-48/H6				
2016	L4/2.0L	PR Code J0H	47 ^{33,50,55,56,58}	58 Ah	MTZ-47/H5	MTX-47/H5				
2016	L4/2.0L	PR Code J0K, EFB	49 ^{50,55,56,58,59}	93 Ah						
2016	L4/2.0L	PR Code J4E, EFB	94R ^{50,55,56,58,59}	79 Ah						
2016	L4/2.0L	PR Code OK4, Li-ion Only	N/A ^{45,50,55,56,58,60}							
Audi • Allroad Quattro										
2005-03	V8/4.2L		49 ^{50,55,56,58}	760	MTZ-49/H8	MTX-49/H8	MTP-49/H8 ⁴⁸	MT-49/H8	M-49/H8	
2005-01	V6/2.7L		49 ^{50,55,56,58}	760	MTZ-49/H8	MTX-49/H8	MTP-49/H8 ⁴⁸	MT-49/H8	M-49/H8	
Audi • Cabriolet										
1998-94	V6/2.8L		41	650				MT-41		
Audi • Coupe Quattro										
1991-90	L5/2.3L		41 ⁵⁰	650				MT-41		
Audi • e-tron GT										
2023-22		Electric, Li-ion Only	N/A ^{45,60}	40 Ah						
Audi • e-tron Quattro										
2023-19		Electric, PR Code J2D	48 ^{33,50,55,56,58}	680	MTZ-48/H6	MTX-48/H6				
Audi • e-tron S										
2023-22		Electric, PR Code J2D	48 ^{33,50,55,56,58}	680	MTZ-48/H6	MTX-48/H6				
Audi • e-tron S Sportback										
2023-22		Electric, PR Code J2D	48 ^{33,50,55,56,58}	680	MTZ-48/H6	MTX-48/H6				
Audi • e-tron Sportback										
2023-20		Electric, PR Code J2D	48 ^{33,50,55,56,58}	680	MTZ-48/H6	MTX-48/H6				
Audi • Q3										
2023-19	L4/2.0L	Li-ion Only	N/A ^{45,60}							
2023-19	L4/2.0L	PR Code J0H	47 ^{33,55,56,58}	58 Ah	MTZ-47/H5	MTX-47/H5				
2023-19	L4/2.0L	PR Code J0S, EFB	47 ^{50,55,56,58,59}	59 Ah		MTX-47/H5-EFB				
2023-16	L4/2.0L	PR Code J0V, J0T, EFB	48 ^{50,55,56,58,59}	680		MTX-48/H6-EFB				
2023-15	L4/2.0L	PR Code J1D	48 ^{50,55,56,58}	640	MTZ-48/H6 ⁴⁸	MTX-48/H6 ⁴⁸	MTP-48/H6 ⁴⁸			
2023-15	L4/2.0L	PR Code J2D	48 ^{33,50,55,56,58}	680	MTZ-48/H6	MTX-48/H6				
2018-15	L4/2.0L	PR Code J1L	47 ^{50,55,56,58}	540	MTZ-47/H5	MTX-47/H5		MT-47/H5 ⁴⁸	M-47/H5 ⁴⁸	
2018-15	L4/2.0L	PR Code J1P	140R ^{50,55,56,58}	360			MTP-H4			
2018-15	L4/2.0L	PR Code J2S	140R ^{50,55,56,58}	480			MTP-H4			
Audi • Q3 Quattro										
2018-16	L4/2.0L	PR Code J0T, EFB	48 ^{50,55,56,58,59}	680		MTX-48/H6-EFB				
2018-16	L4/2.0L	PR Code J0V, EFB	48 ^{50,55,56,58,59}	680		MTX-48/H6-EFB				
2018-15	L4/2.0L	PR Code J1D	48 ^{50,54,55,56,58}	640	MTZ-48/H6 ⁴⁸	MTX-48/H6 ⁴⁸	MTP-48/H6 ⁴⁸			
2018-15	L4/2.0L	PR Code J1L, J0N	47 ^{50,54,55,56,58}	540	MTZ-47/H5	MTX-47/H5 ⁴⁸		MT-47/H5 ⁴⁸	M-47/H5 ⁴⁸	
2018-15	L4/2.0L	PR Code J1P	140R ^{54,58}	360			MTP-H4			
2018-15	L4/2.0L	PR Code J2D	48 ^{33,50,55,56,58}	680	MTZ-48/H6	MTX-48/H6				
2018-15	L4/2.0L	PR Code J2S	140R ^{50,55,56,58}	480			MTP-H4			
Audi • Q5										
2023-17	L4/2.0L	PR Code OK4, Li-ion Only	N/A ^{45,50,55,56,58,60}							
2023-11	L4/2.0L	PR Code J0B	49 ^{33,50,55,56,58}	92 Ah	MTZ-49/H8	MTX-49/H8				

*Note: PR codes are located on a tag near the spare tire or in the warranty booklet. *Nota: Los códigos PR se encuentran en una etiqueta cerca del neumático de repuesto o en el folleto de garantía.

*Remarque : Les codes PR se trouvent sur une étiquette près de la roue de rechange ou dans le livre de garantie. | For footnotes, see inside back cover. Notas al Pie de Página 468. Référence de Bas de Page 508.

Automotive & Light Truck
Automotrices y Camiones Livianos
Automobile et Camionnette

Heavy-Duty Truck
Camiones Para Servicio Pesado
Poids Lourd

Agriculture
Agricultura
Agriculture

Industrial
Industrial
Industrial

Lawn & Garden
Césped y Jardín
Jardin et Pelouse

Powersports
Vehículos Deportivos
Sports Motorisés

Reference
Referencia
Référence

	Model/ Year	Engine	Options	Group Size	Rating (CCA/AH)	Platinum +	Platinum	Gold	Silver	M-Line	Other		
						MTZ	MTX	MTP	MT	M	Alternate		
Automotive & Light Truck Automotrices y Camiones Livianos Automobile et Camionnette	Audi • Q5 (continued)												
	2023-11	L4/2.0L	PR Code J0P	95R ^{33,50,55,56,58}	950		MTX-95R/H9						
	2023-11	L4/2.0L	PR Code J1N	94R ^{33,50,55,56,58}	800	MTZ-94R/H7	MTX-94R/H7						
	2023-11	L4/2.0L	PR Code J2D	48 ^{33,50,55,56,58}	680	MTZ-48/H6	MTX-48/H6						
	2017-13	L4/2.0L	PR Code J0N	47 ^{50,54,55,56,58}	540	MTZ-47/H5	MTX-47/H5 ⁴⁸		MT-47/H5 ⁴⁸	M-47/H5 ⁴⁸			
	2017-13	V6/3.0L	PR Code J0B	49 ^{33,50,55,56,58}	92 Ah	MTZ-49/H8	MTX-49/H8						
	2017-13	V6/3.0L	PR Code J0L	48 ^{50,54,55,56,58}	570	MTZ-48/H6	MTX-48/H6	MTP-48/H6	MT-48/H6	M-48/H6			
	2017-13	V6/3.0L	PR Code J0P	95R ^{33,50,55,56,58}	950		MTX-95R/H9						
	2017-13	V6/3.0L	PR Code J0R	94R ^{50,54,55,56,58}	640	MTZ-94R/H7	MTX-94R/H7	MTP-94R/H7		M-94R/H7			
	2017-13	V6/3.0L	PR Code J0Z	95R ^{50,54,55,56,58}	110 Ah		MTX-95R/H9	MTP-95R/H9					
	2017-13	V6/3.0L	PR Code J1N	94R ^{33,50,55,56,58}	75 Ah	MTZ-94R/H7	MTX-94R/H7						
	2017-13	V6/3.0L	PR Code J1U	49 ^{50,54,55,56,58}	760	MTZ-49/H8	MTX-49/H8	MTP-49/H8 ⁴⁸					
	2017-13	V6/3.0L	PR Code J2D	48 ^{33,50,55,56,58}	680	MTZ-48/H6	MTX-48/H6						
	2017-11	L4/2.0L	PR Code J0L	48 ^{50,54,55,56,58}	570	MTZ-48/H6	MTX-48/H6	MTP-48/H6	MT-48/H6	M-48/H6			
	Heavy-Duty Truck Camiones Para Servicio Pesado Poids Lourds	2017-11	L4/2.0L	PR Code J0N	47 ^{50,54,55,56,58}	540	MTZ-47/H5	MTX-47/H5 ⁴⁸		MT-47/H5 ⁴⁸	M-47/H5 ⁴⁸		
2017-11		L4/2.0L	PR Code J0R	94R ^{50,54,55,56,58}	640	MTZ-94R/H7	MTX-94R/H7	MTP-94R/H7		M-94R/H7			
2017-11		L4/2.0L	PR Code J0Z	95R ^{50,54,55,56,58}	850		MTX-95R/H9	MTP-95R/H9					
2016-14		V6/3.0L	Dsl, PR Code J0B	49 ^{33,50,55,56,58}	92 Ah	MTZ-49/H8	MTX-49/H8						
2016-14		V6/3.0L	Dsl, PR Code J0L	48 ^{50,54,55,56,58}	570	MTZ-48/H6	MTX-48/H6	MTP-48/H6	MT-48/H6	M-48/H6			
2016-14		V6/3.0L	Dsl, PR Code J0N	47 ^{50,54,55,56,58}	540	MTZ-47/H5	MTX-47/H5 ⁴⁸		MT-47/H5 ⁴⁸	M-47/H5 ⁴⁸			
2016-14		V6/3.0L	Dsl, PR Code J0P	95R ^{33,50,55,56,58}	950		MTX-95R/H9						
2016-14		V6/3.0L	Dsl, PR Code J0R	94R ^{50,54,55,56,58}	80 Ah	MTZ-94R/H7	MTX-94R/H7	MTP-94R/H7					
2016-14		V6/3.0L	Dsl, PR Code J0Z	95R ^{50,54,55,56,58}	110 Ah		MTX-95R/H9	MTP-95R/H9					
2016-14		V6/3.0L	Dsl, PR Code J1N	94R ^{33,50,55,56,58}	75 Ah	MTZ-94R/H7	MTX-94R/H7						
2016-14		V6/3.0L	Dsl, PR Code J1U	49 ^{50,54,55,56,58}	760	MTZ-49/H8	MTX-49/H8	MTP-49/H8 ⁴⁸					
2016-14		V6/3.0L	Dsl, PR Code J2D	48 ^{33,50,55,56,58}	68 Ah	MTZ-48/H6	MTX-48/H6						
2016-13		L4/2.0L	Aux	N/A ^{45,50,56}	12 Ah								
2016-13		V6/3.0L	Aux	N/A ^{45,50,56}	12 Ah								
Agriculture Agrícola Agriculture		2016-11	L4/2.0L	PR Code J1L	47 ^{50,54,55,56,58}	540	MTZ-47/H5	MTX-47/H5		MT-47/H5 ⁴⁸	M-47/H5 ⁴⁸		
	2012-09	V6/3.2L	PR Code J0B	49 ^{33,50,55,56,58}	92 Ah	MTZ-49/H8	MTX-49/H8						
	2012-09	V6/3.2L	PR Code J0L	48 ^{50,54,55,56,58}	570	MTZ-48/H6	MTX-48/H6	MTP-48/H6	MT-48/H6	M-48/H6			
	2012-09	V6/3.2L	PR Code J0N	47 ^{50,54,55,56,58}	540	MTZ-47/H5	MTX-47/H5 ⁴⁸		MT-47/H5 ⁴⁸	M-47/H5 ⁴⁸			
	2012-09	V6/3.2L	PR Code J0P	95R ^{33,50,55,56,58}	950		MTX-95R/H9						
	2012-09	V6/3.2L	PR Code J0R	94R ^{50,54,55,56,58}	640	MTZ-94R/H7	MTX-94R/H7	MTP-94R/H7		M-94R/H7			
	2012-09	V6/3.2L	PR Code J0Z	95R ^{50,54,55,56,58}	110 Ah		MTX-95R/H9	MTP-95R/H9					
	2012-09	V6/3.2L	PR Code J1N	94R ^{33,50,55,56,58}	75 Ah	MTZ-94R/H7	MTX-94R/H7						
	2012-09	V6/3.2L	PR Code J1U	49 ^{50,54,55,56,58}	95 Ah	MTZ-49/H8	MTX-49/H8	MTP-49/H8					
	2012-09	V6/3.2L	PR Code J2D	48 ^{33,50,55,56,58}	68 Ah	MTZ-48/H6	MTX-48/H6						
	2017	L4/2.0L	PR Code J1U	49 ^{50,54,55,56,58}	760	MTZ-49/H8	MTX-49/H8	MTP-49/H8 ⁴⁸					
	Lawn & Garden Césped y Jardín Jardin et Pelouse	Audi • Q5 PHEV											
		2023-20	L4/2.0L	Hybrid, PR Code 0K4, Auxiliary Li-ion Only	N/A ^{45,50,55,56,58,60}								
		2023-20	L4/2.0L	Hybrid, PR Code J0B	49 ^{33,50,55,56,58}	92 Ah	MTZ-49/H8	MTX-49/H8					
		2023-20	L4/2.0L	Hybrid, PR Code J0P	95R ^{33,50,55,56,58}	105 Ah		MTX-95R/H9					
2023-20		L4/2.0L	Hybrid, PR Code J1N	94R ^{33,50,55,56,58}	75 Ah	MTZ-94R/H7	MTX-94R/H7						
2023-20		L4/2.0L	Hybrid, PR Code J2D	48 ^{33,50,55,56,58}	68 Ah	MTZ-48/H6	MTX-48/H6						
Reference Referencia Référence	Audi • Q5 Sportback												
	2023-21	L4/2.0L	Hybrid, PR Code 0K4, Auxiliary Li-ion Only	N/A ^{45,50,55,56,58,60}									
	2023-21	L4/2.0L	Hybrid, PR Code J0B	49 ^{33,50,55,56,58}	92 Ah	MTZ-49/H8	MTX-49/H8						
	2023-21	L4/2.0L	Hybrid, PR Code J0P	95R ^{33,50,55,56,58}	105 Ah		MTX-95R/H9						
	2023-21	L4/2.0L	Hybrid, PR Code J1N	94R ^{33,50,55,56,58}	75 Ah	MTZ-94R/H7	MTX-94R/H7						
	2023-21	L4/2.0L	Hybrid, PR Code J2D	48 ^{33,50,55,56,58}	68 Ah	MTZ-48/H6	MTX-48/H6						
Powersports Vehículos Deportivos Sports Motorisés	Audi • Q7												
	2023-20	V6/3.0L	Hybrid, PR Code J0B	49 ^{33,50,55,56,58}	92 Ah	MTZ-49/H8	MTX-49/H8						
	2023-20	V6/3.0L	Hybrid, PR Code J0P	95R ^{33,50,55,56,58}	105 Ah		MTX-95R/H9						
	2023-20	V6/3.0L	Hybrid, PR Code J1N	94R ^{33,50,55,56,58}	75 Ah	MTZ-94R/H7	MTX-94R/H7						
	2023-20	V6/3.0L	Hybrid, PR Code J2D	48 ^{33,50,55,56,58}	68 Ah	MTZ-48/H6	MTX-48/H6						
	2021-17	L4/2.0L	PR Code J0B	49 ^{33,50,55,56,58}	850	MTZ-49/H8	MTX-49/H8						
	2021-17	L4/2.0L	PR Code J0P	95R ^{33,50,55,56,58}	950		MTX-95R/H9						
	2021-17	L4/2.0L	PR Code J1N	94R ^{33,50,55,56,58}	800	MTZ-94R/H7	MTX-94R/H7						
	2021-17	L4/2.0L	PR Code J2D	48 ^{33,50,55,56,58}	680	MTZ-48/H6	MTX-48/H6						
	2019-17	V6/3.0L	PR Code J0B	49 ^{33,50,55,56,58}	92 Ah	MTZ-49/H8	MTX-49/H8						
	2019-17	V6/3.0L	PR Code J0P	95R ^{33,50,55,56,58}	105 Ah		MTX-95R/H9						
	2019-17	V6/3.0L	PR Code J1N	94R ^{33,50,55,56,58}	75 Ah	MTZ-94R/H7	MTX-94R/H7						
	2019-17	V6/3.0L	PR Code J2D	48 ^{33,50,55,56,58}	68 Ah	MTZ-48/H6	MTX-48/H6						
	2015-11	V6/3.0L	Dsl, PR Code J2V	95R ^{50,55,56,58}	950			MTP-95R/H9 ⁴⁸					
	2015-11	V6/3.0L	PR Code J0B	49 ^{33,50,55,56,58}	850	MTZ-49/H8	MTX-49/H8						
2015-11	V6/3.0L	PR Code J0P	95R ^{33,50,55,56,58}	950		MTX-95R/H9							
2015-11	V6/3.0L	PR Code J0R	94R ^{50,55,56,58}	640	MTZ-94R/H7	MTX-94R/H7	MTP-94R/H7		M-94R/H7				
2015-11	V6/3.0L	PR Code J0Z	95R ^{50,55,56,58}	850		MTX-95R/H9	MTP-95R/H9						
2015-11	V6/3.0L	PR Code J1U	49 ^{50,55,56,58}	760	MTZ-49/H8	MTX-49/H8	MTP-49/H8 ⁴⁸						

*Note: PR codes are located on a tag near the spare tire or in the warranty booklet. *Nota: Los códigos PR se encuentran en una etiqueta cerca del neumático de repuesto o en el folleto de garantía.
 *Remarque : Les codes PR se trouvent sur une étiquette près de la roue de rechange ou dans le livre de garantie. | For footnotes, see inside back cover. Notas al Pie de Página 468. Référence de Bas de Page 508.

Model/Year	Engine	Options	Group Size	Rating (CCA/AH)	Platinum +	Platinum	Gold	Silver	M-Line	Other
					MTZ	MTX	MTP	MT	M	Alternate
Audi • Q7 (continued)										
2015-11	V6/3.0L	PR Code J2V	95R ^{50,55,56,58}	950			MTP-95R/H9 ⁴⁸			
2015-10	V6/3.0L	Dsl, PR Code J0B	49 ^{33,50,55,56,58}	850	MTZ-49/H8	MTX-49/H8				
2015-10	V6/3.0L	Dsl, PR Code J0P	95R ^{33,50,55,56,58}	950		MTX-95R/H9				
2015-10	V6/3.0L	Dsl, PR Code J0R	94R ^{50,55,56,58}	640	MTZ-94R/H7	MTX-94R/H7	MTP-94R/H7		M-94R/H7	
2015-09	V6/3.0L	Dsl, PR Code J0Z	95R ^{50,55,56,58}	850		MTX-95R/H9	MTP-95R/H9			
2015-09	V6/3.0L	Dsl, PR Code J1U	49 ^{50,55,56,58}	760	MTZ-49/H8	MTX-49/H8	MTP-49/H8 ⁴⁸			
2010-07	V6/3.6L	PR Code J0Z	95R ^{50,55,56,58}	850		MTX-95R/H9	MTP-95R/H9			
2010-07	V6/3.6L	PR Code J1U	49 ^{33,50,55,56,58}	850	MTZ-49/H8	MTX-49/H8				
2010-07	V8/4.2L	PR Code J0Z	95R ^{50,55,56,58}	850		MTX-95R/H9	MTP-95R/H9			
2010-07	V8/4.2L	PR Code J1U	49 ^{33,50,55,56,58}	850	MTZ-49/H8	MTX-49/H8				
2022	L4/2.0L	Hybrid, PR Code J0B	49 ^{33,50,55,56,58}	92 Ah	MTZ-49/H8	MTX-49/H8				
2022	L4/2.0L	Hybrid, PR Code J0P	95R ^{33,50,55,56,58}	105 Ah		MTX-95R/H9				
2022	L4/2.0L	Hybrid, PR Code J1N	94R ^{33,50,55,56,58}	75 Ah	MTZ-94R/H7	MTX-94R/H7				
2022	L4/2.0L	Hybrid, PR Code J2D	48 ^{33,50,55,56,58}	68 Ah	MTZ-48/H6	MTX-48/H6				
2010	V6/3.6L	PR Code J0B	49 ^{33,50,55,56,58}	850	MTZ-49/H8	MTX-49/H8				
2010	V6/3.6L	PR Code J0P	95R ^{33,50,55,56,58}	950		MTX-95R/H9				
2010	V6/3.6L	PR Code J0R	94R ^{50,55,56,58}	640	MTZ-94R/H7	MTX-94R/H7	MTP-94R/H7		M-94R/H7	
2010	V6/3.6L	PR Code J2V	95R ^{50,55,56,58}	950			MTP-95R/H9 ⁴⁸			
2010	V8/4.2L	PR Code J0B	49 ^{33,50,55,56,58}	850	MTZ-49/H8	MTX-49/H8				
2010	V8/4.2L	PR Code J0P	95R ^{33,50,55,56,58}	950		MTX-95R/H9				
2010	V8/4.2L	PR Code J0R	94R ^{50,55,56,58}	640	MTZ-94R/H7	MTX-94R/H7	MTP-94R/H7		M-94R/H7	
2010	V8/4.2L	PR Code J2V	95R ^{50,55,56,58}	950			MTP-95R/H9 ⁴⁸			
Audi • Q8										
2023-19	V6/3.0L	Hybrid, PR Code J0B	49 ^{33,50,55,56,58}	850	MTZ-49/H8	MTX-49/H8				
2023-19	V6/3.0L	Hybrid, PR Code J0P	95R ^{33,50,55,56,58}	950		MTX-95R/H9				
2023-19	V6/3.0L	Hybrid, PR Code J1N	94R ^{33,50,55,56,58}	800	MTZ-94R/H7	MTX-94R/H7				
2023-19	V6/3.0L	Hybrid, PR Code J2D	48 ^{33,50,55,56,58}	680	MTZ-48/H6	MTX-48/H6				
Audi • R8										
2023-20	V10/5.2L	PR Code J0B	49 ^{33,50,55,56,58}	850	MTZ-49/H8	MTX-49/H8				
2023-20	V10/5.2L	PR Code J1N	94R ^{33,50,55,56,58}	800	MTZ-94R/H7	MTX-94R/H7				
2018-17	V10/5.2L	PR Code J0B	49 ^{33,50,55,56,58}	850	MTZ-49/H8	MTX-49/H8				
2018-17	V10/5.2L	PR Code J1N	94R ^{33,50,55,56,58}	800	MTZ-94R/H7	MTX-94R/H7				
2015-14	V10/5.2L	PR Code J2D	48 ^{33,50,55,56,58}	680	MTZ-48/H6	MTX-48/H6				
2015-14	V8/4.2L	PR Code J2D	48 ^{33,50,55,56,58}	680	MTZ-48/H6	MTX-48/H6				
2012-09	V10/5.2L	PR Code J0L	48 ^{50,55,56,58}	570	MTZ-48/H6	MTX-48/H6	MTP-48/H6	MT-48/H6	M-48/H6	
2012-09	V10/5.2L	PR Code J0Z	95R ^{50,55,56,58}	850		MTX-95R/H9	MTP-95R/H9			
2012-09	V10/5.2L	PR Code J1D	48 ^{50,55,56,58}	72 Ah	MTZ-48/H6 ⁴⁸	MTX-48/H6 ⁴⁸	MTP-48/H6 ⁴⁸			
2012-09	V10/5.2L	PR Code J2D	48 ^{33,50,55,56,58}	68 Ah	MTZ-48/H6	MTX-48/H6				
2012-08	V8/4.2L	PR Code J0L	48 ^{50,55,56,58}	570	MTZ-48/H6	MTX-48/H6	MTP-48/H6	MT-48/H6	M-48/H6	
2012-08	V8/4.2L	PR Code J0Z	95R ^{50,55,56,58}	850		MTX-95R/H9	MTP-95R/H9			
2012-08	V8/4.2L	PR Code J2D	48 ^{33,50,55,56,58}	68 Ah	MTZ-48/H6	MTX-48/H6				
Audi • RS Q8										
2023-20	V8/4.0L	Hybrid, PR Code J0B	49 ^{33,50,55,56,58}	92 Ah	MTZ-49/H8	MTX-49/H8				
2023-20	V8/4.0L	Hybrid, PR Code J0P	95R ^{33,50,55,56,58}	105 Ah		MTX-95R/H9				
2023-20	V8/4.0L	Hybrid, PR Code J1N	94R ^{33,50,55,56,58}	75 Ah	MTZ-94R/H7	MTX-94R/H7				
2023-20	V8/4.0L	Hybrid, PR Code J2D	48 ^{33,50,55,56,58}	68 Ah	MTZ-48/H6	MTX-48/H6				
Audi • RS3										
2023-17	L5/2.5L	PR Code J1N	94R ^{33,50,55,56,58}	800	MTZ-94R/H7	MTX-94R/H7				
Audi • RS4										
2008-07	V8/4.2L	PR Code J0B	49 ^{33,50,55,56,58}	92 Ah	MTZ-49/H8	MTX-49/H8				
Audi • RS5										
2023-21	V6/2.9L	PR Code J0B	49 ^{33,50,55,56,58}	92 Ah	MTZ-49/H8	MTX-49/H8				
2023-21	V6/2.9L	PR Code J0P	95R ^{33,50,55,56,58}	950		MTX-95R/H9				
2023-21	V6/2.9L	PR Code J1N	94R ^{33,50,55,56,58}	800	MTZ-94R/H7	MTX-94R/H7				
2023-21	V6/2.9L	PR Code J4E, EFB	94R ^{50,55,56,58,59}	780						
2019-18	V6/2.9L	PR Code J0B	49 ^{33,50,55,56,58}	92 Ah	MTZ-49/H8	MTX-49/H8				
2019-18	V6/2.9L	PR Code J0P	95R ^{33,50,55,56,58}	950		MTX-95R/H9				
2019-18	V6/2.9L	PR Code J1N	94R ^{33,50,55,56,58}	800	MTZ-94R/H7	MTX-94R/H7				
2019-18	V6/2.9L	PR Code J4E, EFB	94R ^{50,55,56,58,59}	79 Ah						
2015-13	V8/4.2L	PR Code J0B	49 ^{33,50,55,56,58}	92 Ah	MTZ-49/H8	MTX-49/H8				
2015-13	V8/4.2L	PR Code J0P	95R ^{33,50,55,56,58}	950		MTX-95R/H9				
2015-13	V8/4.2L	PR Code J0Z	95R ^{50,55,56,58}	850		MTX-95R/H9	MTP-95R/H9			
2015-13	V8/4.2L	PR Code J1U	49 ^{50,55,56,58}	760	MTZ-49/H8	MTX-49/H8	MTP-49/H8 ⁴⁸			
2015-13	V8/4.2L	PR Code J2D	48 ^{33,50,55,56,58}	68 Ah	MTZ-48/H6	MTX-48/H6				
Audi • RS5 Sportback										
2023-21	V6/2.9L	PR Code J0B	49 ^{33,50,55,56,58}	92 Ah	MTZ-49/H8	MTX-49/H8				
2023-21	V6/2.9L	PR Code J0P	95R ^{33,50,55,56,58}	950		MTX-95R/H9				
2023-21	V6/2.9L	PR Code J1N	94R ^{33,50,55,56,58}	800	MTZ-94R/H7	MTX-94R/H7				
2023-21	V6/2.9L	PR Code J4E, EFB	94R ^{50,55,56,58,59}	780						

*Note: PR codes are located on a tag near the spare tire or in the warranty booklet. *Nota: Los códigos PR se encuentran en una etiqueta cerca del neumático de repuesto o en el folleto de garantía.

*Remarque : Les codes PR se trouvent sur une étiquette près de la roue de rechange ou dans le livre de garantie. | For footnotes, see inside back cover. Notas al Pie de Página 468. Référence de Bas de Page 508.

Automotive & Light Truck
Automotrices y Camiones Livianos
Automobile et Camionette

Heavy-Duty Truck
Camiones Para Servicio Pesado
Poids Lourd

Agriculture
Agricultura
Agriculture

Industrial
Industrial
Industrial

Lawn & Garden
Césped y Jardín
Jardin et Pelouse

Powersports
Vehículos Deportivos
Sports Motorisés

Reference
Referencia
Référence

	Model/ Year	Engine	Options	Group Size	Rating (CCA/AH)	Platinum +	Platinum	Gold	Silver	M-Line	Other	
						MTZ	MTX	MTP	MT	M	Alternate	
Automotive & Light Truck Automotrices y Camiones Livianos Automobile et Camionnette	Audi • RS5 Sportback (continued)											
	2019	V6/2.9L	PR Code J0B	49	33,50,55,56,58	92 Ah	MTZ-49/H8	MTX-49/H8				
	2019	V6/2.9L	PR Code J0P	95R	33,50,55,56,58	950		MTX-95R/H9				
	2019	V6/2.9L	PR Code J1N	94R	33,50,55,56,58	800	MTZ-94R/H7	MTX-94R/H7				
	2019	V6/2.9L	PR Code J4E, EFB	94R	50,55,56,58,59	780						
Heavy-Duty Truck Camiones Para Servicio Pesado Poids Lourd	Audi • RS6											
	2004-03	V8/4.2L	PR Code J0Z	95R	50,55,56,58	850		MTX-95R/H9	MTP-95R/H9			
	Audi • RS6 Avant											
	2023-21	V8/4.0L	Hybrid, PR Code J2D	48	33,50,55,56,58	680	MTZ-48/H6	MTX-48/H6				
	Audi • RS7											
	2018-14	V8/4.0L	PR Code J0B	49	33,50,55,56,58	850	MTZ-49/H8	MTX-49/H8				
	2018-14	V8/4.0L	PR Code J0P	95R	33,50,55,56,58	950		MTX-95R/H9				
	2018-14	V8/4.0L	PR Code J0R	94R	50,55,56,58	640	MTZ-94R/H7	MTX-94R/H7	MTP-94R/H7		M-94R/H7	
	2018-14	V8/4.0L	PR Code J0Z	95R	50,55,56,58	850		MTX-95R/H9	MTP-95R/H9			
	2018-14	V8/4.0L	PR Code J1N	94R	33,50,55,56,58	800	MTZ-94R/H7	MTX-94R/H7				
	2018-14	V8/4.0L	PR Code J1U	49	50,55,56,58	760	MTZ-49/H8	MTX-49/H8	MTP-49/H8 ⁴⁸			
	2018-14	V8/4.0L	PR Code J2D	48	33,50,55,56,58	680	MTZ-48/H6	MTX-48/H6				
Agriculture Agrícola Agriculture	Audi • RS7 Sportback											
	2023-21	V8/4.0L	Hybrid, PR Code J2D	48	33,50,55,56,58	68 Ah	MTZ-48/H6	MTX-48/H6				
	Audi • S3											
	2023-17	L4/2.0L	PR Code J0V, EFB	48	50,55,56,58,59	70 Ah		MTX-48/H6-EFB				
	2023-22	L4/2.0L	PR Code J1N	94R	33,50,55,56,58	800	MTZ-94R/H7	MTX-94R/H7				
	2023-22	L4/2.0L	PR Code J2D	48	33,50,55,56,58	680	MTZ-48/H6	MTX-48/H6				
	2020-17	L4/2.0L	PR Code J0H	47	33,50,55,56,58	58 Ah	MTZ-47/H5	MTX-47/H5				
	2020-17	L4/2.0L	PR Code J0S, EFB	47	50,55,56,58,59	59 Ah		MTX-47/H5-EFB				
	2020-15	L4/2.0L	PR Code J0T, EFB	48	50,55,56,58,59	680		MTX-48/H6-EFB				
	2020-15	L4/2.0L	PR Code J1D	48	50,55,56,58	640	MTZ-48/H6 ⁴⁸	MTX-48/H6 ⁴⁸	MTP-48/H6 ⁴⁸			
	2020-15	L4/2.0L	PR Code J1L	47	50,55,56,58	540	MTZ-47/H5	MTX-47/H5		MT-47/H5 ⁴⁸	M-47/H5 ⁴⁸	
	2020-15	L4/2.0L	PR Code J1P	140R	55,56,58	360			MTP-H4			
	2020-15	L4/2.0L	PR Code J2D	48	33,50,55,56,58	680	MTZ-48/H6	MTX-48/H6				
	2016-15	L4/2.0L	PR Code J2S	140R	55,56,58	480						
Industrial Industrial Industriel	Audi • S4											
	2022-16	V6/3.0L	PR Code 0K4, Auxiliary Li-ion Only	N/A	45,50,55,56,58,60							
	2022-18	V6/3.0L	PR Code J0B	49	33,50,55,56,58	850	MTZ-49/H8	MTX-49/H8				
	2022-18	V6/3.0L	PR Code J0K, EFB	49	50,55,56,58,59	93 Ah						
	2022-18	V6/3.0L	PR Code J0P	95R	33,50,55,56,58	950		MTX-95R/H9				
	2022-18	V6/3.0L	PR Code J0Z	95R	50,55,56,58	850		MTX-95R/H9	MTP-95R/H9			
	2022-18	V6/3.0L	PR Code J1N	94R	33,50,55,56,58	800	MTZ-94R/H7	MTX-94R/H7				
	2022-18	V6/3.0L	PR Code J1U	49	50,55,56,58	760	MTZ-49/H8	MTX-49/H8	MTP-49/H8 ⁴⁸			
	2022-18	V6/3.0L	PR Code J2D, 0K0, 0K2	48	33,50,55,56,58	680	MTZ-48/H6	MTX-48/H6				
	2022-17	V6/3.0L	PR Code J4E, EFB	94R	50,55,56,58,59	79 Ah						
Lawn & Garden Césped y Jardín Jardin et Pelouse	2022-16	V6/3.0L	PR Code J0H	47	33,50,55,56,58	58 Ah	MTZ-47/H5	MTX-47/H5				
	2016-10	V6/3.0L	PR Code J0B	49	33,50,55,56,58	850	MTZ-49/H8	MTX-49/H8				
	2016-10	V6/3.0L	PR Code J0H	47	33,50,55,56,58	58 Ah	MTZ-47/H5	MTX-47/H5				
	2016-10	V6/3.0L	PR Code J0P	95R	33,50,55,56,58	950		MTX-95R/H9				
	2016-10	V6/3.0L	PR Code J0Z	95R	50,55,56,58	850		MTX-95R/H9	MTP-95R/H9			
	2016-10	V6/3.0L	PR Code J1N	94R	33,50,55,56,58	800	MTZ-94R/H7	MTX-94R/H7				
	2016-10	V6/3.0L	PR Code J1U	49	50,55,56,58	760	MTZ-49/H8	MTX-49/H8	MTP-49/H8 ⁴⁸			
	2015-13	V6/3.0L	PR Code J0L	48	50,55,56,58	570	MTZ-48/H6	MTX-48/H6	MTP-48/H6	MT-48/H6	M-48/H6	
	2015-13	V6/3.0L	PR Code J0N	47	50,55,56,58	540	MTZ-47/H5	MTX-47/H5 ⁴⁸		MT-47/H5 ⁴⁸	M-47/H5 ⁴⁸	
	2015-13	V6/3.0L	PR Code J2D	48	33,50,55,56,58	680	MTZ-48/H6	MTX-48/H6				
Powersports Vehículos Deportivos Sports Motorisés	2015-10	V6/3.0L	PR Code J0R	94R	50,55,56,58	640	MTZ-94R/H7	MTX-94R/H7	MTP-94R/H7		M-94R/H7	
	2009-04	V8/4.2L	PR Code J0R	94R	50,55,56,58	640	MTZ-94R/H7	MTX-94R/H7	MTP-94R/H7		M-94R/H7	
	2009-04	V8/4.2L	PR Code J1U	49	50,55,56,58	760	MTZ-49/H8	MTX-49/H8	MTP-49/H8 ⁴⁸			
	2002-00	V6/2.7L	PR Code J0R	94R	50,55,56,58	640	MTZ-94R/H7	MTX-94R/H7	MTP-94R/H7		M-94R/H7	
	2002-00	V6/2.7L	PR Code J1D	48	50,55,56,58	570	MTZ-48/H6 ⁴⁸	MTX-48/H6 ⁴⁸	MTP-48/H6 ⁴⁸	MT-48/H6 ⁴⁸	M-48/H6 ⁴⁸	
	2002-00	V6/2.7L	PR Code J1R	94R	50,55,56,58	720	MTZ-94R/H7 ⁴⁸	MTX-94R/H7 ⁴⁸	MTP-94R/H7 ⁴⁸			
	2002-00	V6/2.7L	PR Code J1U	49	50,54,55,56,58	760	MTZ-49/H8	MTX-49/H8	MTP-49/H8 ⁴⁸			
	1994-92	L5/2.2L	Turbo	41	50	650				MT-41		
	2023	V6/3.0L	Hybrid, PR Code 0K4, Auxiliary Li-ion Only	N/A	45,50,55,56,58,60							
	Reference Referencia Référence	2023	V6/3.0L	Hybrid, PR Code J0B	49	33,50,55,56,58	850	MTZ-49/H8	MTX-49/H8			
2023		V6/3.0L	Hybrid, PR Code J0H	47	33,50,55,56,58	58 Ah	MTZ-47/H5	MTX-47/H5				
2023		V6/3.0L	Hybrid, PR Code J0K, EFB	49	50,55,56,58,59	93 Ah						
2023		V6/3.0L	Hybrid, PR Code J0P	95R	33,50,55,56,58	950		MTX-95R/H9				
2023		V6/3.0L	Hybrid, PR Code J0Z	95R	50,55,56,58	850		MTX-95R/H9	MTP-95R/H9			
2023		V6/3.0L	Hybrid, PR Code J1N	94R	33,50,55,56,58	800	MTZ-94R/H7	MTX-94R/H7				
2023		V6/3.0L	Hybrid, PR Code J1U	49	50,55,56,58	760	MTZ-49/H8	MTX-49/H8	MTP-49/H8 ⁴⁸			

*Note: PR codes are located on a tag near the spare tire or in the warranty booklet. *Nota: Los códigos PR se encuentran en una etiqueta cerca del neumático de repuesto o en el folleto de garantía.
 *Remarque : Les codes PR se trouvent sur une étiquette près de la roue de rechange ou dans le livre de garantie. | For footnotes, see inside back cover. Notas al Pie de Página 468. Référence de Bas de Page 508.

Model/Year	Engine	Options	Group Size	Rating (CCA/AH)	Platinum +		Gold	Silver	M-Line	Other
					MTZ	MTX	MTP	MT	M	Alternate
Audi • S4 (continued)										
2023	V6/3.0L	Hybrid, PR Code J2D, OK0, OK2	48 ^{33,50,55,56,58}	680	MTZ-48/H6	MTX-48/H6				
2023	V6/3.0L	Hybrid, PR Code J4E, EFB	94R ^{50,55,56,58,59}	79 Ah						
2016	V6/3.0L	PR Code J0K, EFB	49 ^{50,55,56,58,59}	93 Ah						
2016	V6/3.0L	PR Code J2D, OK0, OK2	48 ^{33,50,55,56,58}	680	MTZ-48/H6	MTX-48/H6				
2016	V6/3.0L	PR Code J4E, EFB	94R ^{50,55,56,58,59}	79 Ah						
2009	V8/4.2L	PR Code J0B	49 ^{33,50,55,56,58}	850	MTZ-49/H8	MTX-49/H8				
2009	V8/4.2L	PR Code J0P	95R ^{33,50,55,56,58}	950		MTX-95R/H9				
2009	V8/4.2L	PR Code J0Z	95R ^{50,55,56,58}	850		MTX-95R/H9	MTP-95R/H9			
2009	V8/4.2L	PR Code J1N	94R ^{33,50,55,56,58}	800	MTZ-94R/H7	MTX-94R/H7				
Audi • S5										
2023-17	V6/3.0L	PR Code OK4, Auxiliary Li-ion Only	N/A	45,50,55,56,58,60						
2023-17	V6/3.0L	PR Code J0H	47 ^{33,50,55,56,58}	58 Ah	MTZ-47/H5	MTX-47/H5				
2023-17	V6/3.0L	PR Code J0K, EFB	49 ^{50,55,56,58,59}	93 Ah						
2023-17	V6/3.0L	PR Code J4E, EFB	94R ^{50,55,56,58,59}	79 Ah						
2023-12	V6/3.0L	PR Code J1N	94R ^{33,50,55,56,58}	800	MTZ-94R/H7	MTX-94R/H7				
2023-10	V6/3.0L	PR Code J0B	49 ^{33,50,55,56,58}	850	MTZ-49/H8	MTX-49/H8				
2023-10	V6/3.0L	PR Code J0P	95R ^{33,50,55,56,58}	950		MTX-95R/H9				
2023-10	V6/3.0L	PR Code J0Z	95R ^{50,55,56,58}	850		MTX-95R/H9	MTP-95R/H9			
2023-10	V6/3.0L	PR Code J2D	48 ^{33,50,55,56,58}	68 Ah	MTZ-48/H6	MTX-48/H6				
2022-10	V6/3.0L	PR Code J1U	49 ^{50,55,56,58}	760	MTZ-49/H8	MTX-49/H8	MTP-49/H8 ⁴⁸			
2017-10	V6/3.0L	PR Code J0N	47 ^{50,55,56,58}	540	MTZ-47/H5	MTX-47/H5 ⁴⁸	MT-47/H5 ⁴⁸	M-47/H5 ⁴⁸		
2017-10	V6/3.0L	PR Code J0R	94R ^{50,55,56,58}	640	MTZ-94R/H7	MTX-94R/H7	MTP-94R/H7		M-94R/H7	
2012-10	V6/3.0L	PR Code J0L	48 ^{50,55,56,58}	570	MTZ-48/H6	MTX-48/H6	MTP-48/H6	MT-48/H6	M-48/H6	
2012-10	V8/4.2L	PR Code J0B	49 ^{33,50,55,56,58}	850	MTZ-49/H8	MTX-49/H8				
2012-10	V8/4.2L	PR Code J0L	48 ^{50,55,56,58}	70 Ah	MTZ-48/H6	MTX-48/H6	MTP-48/H6			
2012-10	V8/4.2L	PR Code J0N	47 ^{50,55,56,58}	540	MTZ-47/H5	MTX-47/H5 ⁴⁸	MT-47/H5 ⁴⁸	M-47/H5 ⁴⁸		
2012-10	V8/4.2L	PR Code J0P	95R ^{33,50,55,56,58}	950		MTX-95R/H9				
2012-10	V8/4.2L	PR Code J2D	48 ^{33,50,55,56,58}	68 Ah	MTZ-48/H6	MTX-48/H6				
2012-08	V8/4.2L	PR Code J0R	94R ^{50,55,56,58}	640	MTZ-94R/H7	MTX-94R/H7	MTP-94R/H7		M-94R/H7	
2012-08	V8/4.2L	PR Code J0Z	95R ^{50,55,56,58}	850		MTX-95R/H9	MTP-95R/H9			
2012-08	V8/4.2L	PR Code J1U	49 ^{50,55,56,58}	760	MTZ-49/H8	MTX-49/H8	MTP-49/H8 ⁴⁸			
Audi • S5 Sportback										
2023-18	V6/3.0L	PR Code OK4, Auxiliary Li-ion Only	N/A	45,50,55,56,58,60						
2023-18	V6/3.0L	PR Code J0B	49 ^{33,50,55,56,58}	850	MTZ-49/H8	MTX-49/H8				
2023-18	V6/3.0L	PR Code J0H	47 ^{33,50,55,56,58}	58 Ah	MTZ-47/H5	MTX-47/H5				
2023-18	V6/3.0L	PR Code J0K, EFB	49 ^{50,55,56,58,59}	93 Ah						
2023-18	V6/3.0L	PR Code J0P	95R ^{33,50,55,56,58}	950		MTX-95R/H9				
2023-18	V6/3.0L	PR Code J0Z	95R ^{50,55,56,58}	850		MTX-95R/H9	MTP-95R/H9			
2023-18	V6/3.0L	PR Code J1N	94R ^{33,50,55,56,58}	800	MTZ-94R/H7	MTX-94R/H7				
2023-18	V6/3.0L	PR Code J1U	49 ^{50,55,56,58}	95 Ah	MTZ-49/H8	MTX-49/H8	MTP-49/H8			
2023-18	V6/3.0L	PR Code J2D	48 ^{33,50,55,56,58}	68 Ah	MTZ-48/H6	MTX-48/H6				
2023-18	V6/3.0L	PR Code J4E, EFB	94R ^{50,55,56,58,59}	79 Ah						
Audi • S6										
2023-20	V6/2.9L	Hybrid, PR Code J0P	95R ^{33,50,55,56,58}	950		MTX-95R/H9				
2023-20	V6/2.9L	Hybrid, PR Code J0V, EFB	48 ^{50,55,56,58,59}	70 Ah		MTX-48/H6- EFB				
2023-20	V6/2.9L	Hybrid, PR Code J0Z	95R ^{50,55,56,58}	850		MTX-95R/H9	MTP-95R/H9			
2023-20	V6/2.9L	Hybrid, PR Code J2D	48 ^{33,50,55,56,58}	680	MTZ-48/H6	MTX-48/H6				
2018-16	V8/4.0L	PR Code J0K, EFB	49 ^{50,55,56,58,59}	93 Ah						
2018-13	V8/4.0L	PR Code J0B	49 ^{33,50,55,56,58}	850	MTZ-49/H8	MTX-49/H8				
2018-13	V8/4.0L	PR Code J0L	48 ^{50,55,56,58}	640	MTZ-48/H6	MTX-48/H6	MTP-48/H6	MT-48/H6	M-48/H6	
2018-13	V8/4.0L	PR Code J0P	95R ^{33,50,55,56,58}	950		MTX-95R/H9				
2018-13	V8/4.0L	PR Code J0R	94R ^{50,55,56,58}	640	MTZ-94R/H7	MTX-94R/H7	MTP-94R/H7		M-94R/H7	
2018-13	V8/4.0L	PR Code J0Z	95R ^{50,55,56,58}	850		MTX-95R/H9	MTP-95R/H9			
2018-13	V8/4.0L	PR Code J1N	94R ^{33,50,55,56,58}	800	MTZ-94R/H7	MTX-94R/H7				
2018-13	V8/4.0L	PR Code J1U	49 ^{50,55,56,58}	760	MTZ-49/H8	MTX-49/H8	MTP-49/H8 ⁴⁸			
2018-13	V8/4.0L	PR Code J2D	48 ^{33,50,55,56,58}	680	MTZ-48/H6	MTX-48/H6				
2011-09	V10/5.2L	PR Code J0L	48 ^{50,55,56,58}	570	MTZ-48/H6	MTX-48/H6	MTP-48/H6			
2011-09	V10/5.2L	PR Code J0R	94R ^{50,55,56,58}	80 Ah	MTZ-94R/H7	MTX-94R/H7	MTP-94R/H7			
2011-07	V10/5.2L	PR Code J0B	49 ^{33,50,55,56,58}	850	MTZ-49/H8	MTX-49/H8				
2011-07	V10/5.2L	PR Code J0Z	95R ^{50,55,56,58}	850		MTX-95R/H9	MTP-95R/H9			
2011-07	V10/5.2L	PR Code J1U	49 ^{50,55,56,58}	760	MTZ-49/H8	MTX-49/H8	MTP-49/H8 ⁴⁸			
2011	V10/5.2L	PR Code J0P	95R ^{33,50,55,56,58}	950		MTX-95R/H9				
2011	V10/5.2L	PR Code J1N	94R ^{33,50,55,56,58}	800	MTZ-94R/H7	MTX-94R/H7				
2011	V10/5.2L	PR Code J2D	48 ^{33,50,55,56,58}	680	MTZ-48/H6	MTX-48/H6				
2011	V10/5.2L	PR Code J2D	48 ^{33,50,55,56,58}	680	MTZ-48/H6	MTX-48/H6				
2003	V8/4.2L	PR Code J0R	94R ^{50,55,56,58}	640	MTZ-94R/H7	MTX-94R/H7	MTP-94R/H7			

*Note: PR codes are located on a tag near the spare tire or in the warranty booklet. *Nota: Los códigos PR se encuentran en una etiqueta cerca del neumático de repuesto o en el folleto de garantía.

*Remarque : Les codes PR se trouvent sur une étiquette près de la roue de rechange ou dans le livre de garantie. | For footnotes, see inside back cover. Notas al Pie de Página 468. Référence de Bas de Page 508.

Automotive & Light Truck
Automotrices y Camiones Livianos
Automobile et Camionnette

Heavy-Duty Truck
Camiones Para Servicio Pesado
Poids Lourds

Agriculture
Agricultura
Agriculture

Industrial
Industrial
Industrial

Lawn & Garden
Césped y Jardín
Jardin et Pelouse

Powersports
Vehículos Deportivos
Sports Motorisés

Reference
Referencia
Référence

	Model/ Year	Engine	Options	Group Size	Rating (CCA/AH)	Platinum +	Platinum	Gold	Silver	M-Line	Other		
						MTZ	MTX	MTP	MT	M	Alternate		
Automotive & Light Truck Automotrices y Camiones Livianos Automobile et Camionnette	Audi • S6 (continued)												
	2003	V8/4.2L	PR Code J1D	48 ^{50,55,56,58}	640	MTZ-48/H6 ⁴⁸	MTX-48/H6 ⁴⁸	MTP-48/H6 ⁴⁸	MT-48/H6 ⁴⁸				
	2003	V8/4.2L	PR Code J1R	94R ^{50,55,56,58}	72 Ah	MTZ-94R/H7 ⁴⁸	MTX-94R/H7 ⁴⁸	MTP-94R/H7 ⁴⁸					
	2003	V8/4.2L	PR Code J1U	49 ^{50,55,56,58}	760	MTZ-49/H8	MTX-49/H8	MTP-49/H8 ⁴⁸					
	2002	V8/4.2L		49 ^{50,54}	720	MTZ-49/H8	MTX-49/H8	MTP-49/H8	MT-49/H8	M-49/H8			
	1997-95	L5/2.2L		41 ⁵⁰	650				MT-41				
Heavy-Duty Truck Camiones Para Servicio Pesado Poids Lourds	Audi • S7												
	2018-15	V8/4.0L	PR Code J0K, EFB	49 ^{50,55,56,58,59}	93 Ah								
	2018-13	V8/4.0L	PR Code J0B	49 ^{33,50,55,56,58}	850	MTZ-49/H8	MTX-49/H8						
	2018-13	V8/4.0L	PR Code J0P	95R ^{33,50,55,56,58}	950		MTX-95R/H9						
	2018-13	V8/4.0L	PR Code J0R	94R ^{50,55,56,58}	640	MTZ-94R/H7	MTX-94R/H7	MTP-94R/H7		M-94R/H7			
	2018-13	V8/4.0L	PR Code J0Z	95R ^{33,50,55,56,58}	850		MTX-95R/H9						
	2018-13	V8/4.0L	PR Code J1N	94R ^{33,50,55,56,58}	800	MTZ-94R/H7	MTX-94R/H7						
	2018-13	V8/4.0L	PR Code J1U	49 ^{50,54,55,56,58}	760	MTZ-49/H8	MTX-49/H8	MTP-49/H8 ⁴⁸					
	2018-13	V8/4.0L	PR Code J2D	48 ^{33,50,55,56,58}	680	MTZ-48/H6	MTX-48/H6						
	Agriculture Agrícola Agriculture	Audi • S7 Sportback											
2023-20		V6/2.9L	Hybrid, PR Code 0K4, Li-ion Only	N/A ^{45,58,60}									
2023-20		V6/2.9L	Hybrid, PR Code J0P	95R ^{33,50,55,56,58}	950		MTX-95R/H9						
2023-20		V6/2.9L	Hybrid, PR Code J0T, EFB	48 ^{50,55,56,58,59}	69 Ah		MTX-48/H6-EFB						
2023-20		V6/2.9L	Hybrid, PR Code J0V, EFB	48 ^{50,55,56,58,59}	78 Ah								
2023-20		V6/2.9L	Hybrid, PR Code J0Z	95R ^{33,50,55,56,58}	850		MTX-95R/H9						
2023-20		V6/2.9L	Hybrid, PR Code J2D	48 ^{33,50,55,56,58}	680	MTZ-48/H6	MTX-48/H6						
Industrial Industriel Industriel		Audi • S8											
		2023-20	V8/4.0L	Hybrid, PR Code J0B	49 ^{33,50,55,56,58}	850	MTZ-49/H8	MTX-49/H8					
		2023-20	V8/4.0L	Hybrid, PR Code J0P	95R ^{33,50,55,56,58}	950		MTX-95R/H9					
	2023-20	V8/4.0L	Hybrid, PR Code J0T, EFB	48 ^{50,55,56,58,59}	69 Ah		MTX-48/H6-EFB						
	2023-20	V8/4.0L	Hybrid, PR Code J0V, EFB	48 ^{50,55,56,58,59}	78 Ah								
	2023-20	V8/4.0L	Hybrid, PR Code J2D	48 ^{33,50,55,56,58}	680	MTZ-48/H6	MTX-48/H6						
	2018-13	V8/4.0L	PR Code J0B	49 ^{33,50,55,56,58}	850	MTZ-49/H8	MTX-49/H8						
	2018-13	V8/4.0L	PR Code J0P	95R ^{33,50,55,56,58}	950		MTX-95R/H9						
	2018-13	V8/4.0L	PR Code J0Z	95R ^{50,54,55,56,58}	850		MTX-95R/H9	MTP-95R/H9					
	2018-13	V8/4.0L	PR Code J1N	94R ^{33,50,55,56,58}	800	MTZ-94R/H7	MTX-94R/H7						
Lawn & Garden Césped y Jardín Jardin et Pelouse	2018-13	V8/4.0L	PR Code J1U	49 ^{50,54,55,56,58}	760	MTZ-49/H8	MTX-49/H8	MTP-49/H8 ⁴⁸					
	2008-07	V10/5.2L		95R ^{50,54,55,56}	850		MTX-95R/H9	MTP-95R/H9					
	2003-02	V8/4.2L	PR Code J0B	49 ^{33,50,55,56,58}	720	MTZ-49/H8	MTX-49/H8						
	2003-01	V8/4.2L	PR Code J1U	49 ^{50,54,55,56}	760	MTZ-49/H8	MTX-49/H8	MTP-49/H8 ⁴⁸	MT-49/H8	M-49/H8			
	2009	V10/5.2L		95R ^{50,55}	850		MTX-95R/H9	MTP-95R/H9					
	2009	V10/5.2L	PR Code J0Z	95R ^{50,54,55,56}	850		MTX-95R/H9	MTP-95R/H9					
	2007	V10/5.2L	PR Code J0B	49 ^{33,50,55,56,58}	850	MTZ-49/H8	MTX-49/H8						
	Powersports Vehículos Deportivos Sports Motorisés	Audi • SQ5											
		2023-17	V6/3.0L	Hybrid, PR Code 0K4, Li-ion Only	N/A ^{45,55,56,58,60}								
		2023-14	V6/3.0L	PR Code J0B	49 ^{33,50,55,56,58}	850	MTZ-49/H8	MTX-49/H8					
2023-14		V6/3.0L	PR Code J0P	95R ^{33,50,55,56,58}	950		MTX-95R/H9						
2023-14		V6/3.0L	PR Code J1N	94R ^{33,50,55,56,58}	800	MTZ-94R/H7	MTX-94R/H7						
2023-14		V6/3.0L	PR Code J2D	48 ^{33,50,55,56,58}	680	MTZ-48/H6	MTX-48/H6						
2018-14		V6/3.0L	Aux Battery	N/A ^{45,50,56,58}									
2017-14		V6/3.0L	PR Code J0L	48 ^{50,55,56,58}	70 Ah	MTZ-48/H6	MTX-48/H6	MTP-48/H6					
2017-14		V6/3.0L	PR Code J0N	47 ^{50,55,56,58}	61 Ah	MTZ-47/H5	MTX-47/H5 ⁴⁸		MT-47/H5 ⁴⁸	M-47/H5 ⁴⁸			
2017-14		V6/3.0L	PR Code J0R	94R ^{50,55,56,58}	640	MTZ-94R/H7	MTX-94R/H7	MTP-94R/H7					
2017-14	V6/3.0L	PR Code J0Z	95R ^{50,55,56,58}	850		MTX-95R/H9	MTP-95R/H9						
2017-14	V6/3.0L	PR Code J1U	49 ^{50,55,56,58}	760	MTZ-49/H8	MTX-49/H8	MTP-49/H8 ⁴⁸						
Reference Referencia Référence	Audi • SQ5 Sportback												
	2023-21	V6/3.0L	Hybrid, PR Code 0K4, Li-ion Only	N/A ^{45,58,60}									
	2023-21	V6/3.0L	PR Code J0B	49 ^{33,50,55,56,58}	850	MTZ-49/H8	MTX-49/H8						
	2023-21	V6/3.0L	PR Code J0P	95R ^{33,50,55,56,58}	950		MTX-95R/H9						
	2023-21	V6/3.0L	PR Code J1N	94R ^{33,50,55,56,58}	800	MTZ-94R/H7	MTX-94R/H7						
	2023-21	V6/3.0L	PR Code J2D	48 ^{33,50,55,56,58}	680	MTZ-48/H6	MTX-48/H6						
Reference Referencia Référence	Audi • SQ7, SQ8												
	2023-20	V8/4.0L	Hybrid, PR Code J0B	49 ^{33,50,55,56,58}	850	MTZ-49/H8	MTX-49/H8						
	2023-20	V8/4.0L	Hybrid, PR Code J0P	95R ^{33,50,55,56,58}	950		MTX-95R/H9						
	2023-20	V8/4.0L	Hybrid, PR Code J1N	94R ^{33,50,55,56,58}	800	MTZ-94R/H7	MTX-94R/H7						
	2023-20	V8/4.0L	Hybrid, PR Code J2D	48 ^{33,50,55,56,58}	680	MTZ-48/H6	MTX-48/H6						
	Reference Referencia Référence	Audi • TT RS Quattro											
2022-18		L5/2.5L	PR Code J0B	49 ^{33,50,55,56,58}	850	MTZ-49/H8	MTX-49/H8						
2022-18		L5/2.5L	PR Code J1N	94R ^{33,50,55,56,58}	800	MTZ-94R/H7	MTX-94R/H7						
2013-12		L5/2.5L	PR Code J0R	94R ^{50,55,56,58}	640	MTZ-94R/H7	MTX-94R/H7	MTP-94R/H7		M-94R/H7			
2013-12		L5/2.5L	PR Code J1N	94R ^{33,50,55,56,58}	800	MTZ-94R/H7	MTX-94R/H7						

Model/ Year	Engine	Options	Group Size	Rating (CCA/AH)	Platinum +		Gold	Silver	M-Line	Other
					MTZ	MTX	MTP	MT	M	Alternate
Audi • TT, TT Quattro										
2023-16	L4/2.0L	PR Code J0B	49 ^{33,50,55,56,58}	92 Ah	MTZ-49/H8	MTX-49/H8				
2023-16	L4/2.0L	PR Code J1U	49 ^{50,55,56,58}	95 Ah	MTZ-49/H8	MTX-49/H8	MTP-49/H8			
2023-16	L4/2.0L	PR Code J2D	48 ^{33,50,55,56,58}	680	MTZ-48/H6	MTX-48/H6				
2023-09	L4/2.0L	PR Code J0R	94R ^{50,55,56,58}	800	MTZ-94R/H7	MTX-94R/H7	MTP-94R/H7			
2023-09	L4/2.0L	PR Code J1N	94R ^{33,50,55,56,58}	640	MTZ-94R/H7	MTX-94R/H7				
2015-11	L4/2.0L	PR Code J0N	47	540	MTZ-47/H5	MTX-47/H5 ⁴⁸		MT-47/H5 ⁴⁸	M-47/H5 ⁴⁸	
2009-08	V6/3.2L	PR Code J0R	94R ^{50,54,55,56,58}	650	MTZ-94R/H7	MTX-94R/H7	MTP-94R/H7			M-94R/H7
2009-08	V6/3.2L	PR Code J1N	94R ^{33,50,55,56,58}	800	MTZ-94R/H7	MTX-94R/H7				M-94R/H7
2006-04	V6/3.2L	PR Code J0R	94R ^{50,54,55,56,58}	650	MTZ-94R/H7	MTX-94R/H7	MTP-94R/H7			
2006-03	L4/1.8L	PR Code J1D, Opt	48 ^{50,54,55,56,58}	72 Ah	MTZ-48/H6 ⁴⁸	MTX-48/H6 ⁴⁸	MTP-48/H6 ⁴⁸			
2006-03	L4/1.8L		N/A ^{45,50}	480						
2006-03	V6/3.2L		N/A ^{45,50}	480						
Audi • TTS Quattro										
2023-16	L4/2.0L	PR Code J0B	49 ^{33,50,55,56,58}	92 Ah	MTZ-49/H8	MTX-49/H8				
2023-16	L4/2.0L	PR Code J1U	49 ^{50,55,56,58}	95 Ah	MTZ-49/H8	MTX-49/H8	MTP-49/H8			
2023-16	L4/2.0L	PR Code J2D	48 ^{33,50,55,56,58}	68 Ah	MTZ-48/H6	MTX-48/H6				
2023-09	L4/2.0L	PR Code J0R	94R ^{50,55,56,58}	80 Ah	MTZ-94R/H7	MTX-94R/H7	MTP-94R/H7			
2023-09	L4/2.0L	PR Code J1N	94R ^{33,50,55,56,58}	75 Ah	MTZ-94R/H7	MTX-94R/H7				
2015-11	L4/2.0L	PR Code J0N	47 ^{50,55,56,58}	61 Ah	MTZ-47/H5	MTX-47/H5 ⁴⁸		MT-47/H5 ⁴⁸	M-47/H5 ⁴⁸	
Audi • V8 Quattro										
1994-92	V8/4.2L	32 Valve	41 ⁵⁰	720				MT-41		
1991	V8/3.6L	32 Valve	41 ⁵⁰	720				MT-41		
1990	V8/3.6L	32 Valve	41 ⁵⁰	650				MT-41		
Avanti • Avanti										
2007-05	V8/4.6L		96R	590			MTP-96R			
Bentley • Arnage										
2009-08	V8/6.8L	Aux Battery, Left Side	34 ⁵⁰	750	MTZ-34	MTX-34 ⁴⁸				
2009-08	V8/6.8L	Primary Battery, Right Side	91 ⁵⁰	700						
2007-00	V8/6.8L		91	700						
2001-99	V8/4.4L		91	700						
Bentley • Azure										
2010-08	V8/6.8L	Aux Battery, Left Side	34 ⁵⁰	750	MTZ-34	MTX-34 ⁴⁸				
2010-08	V8/6.8L	Primary Battery, Right Side	91 ⁵⁰	700						
2007-06	V8/6.8L		91	700						
2003-96	V8/6.8L		91	700						
Bentley • Bentayga										
2020-19	V8/4.0L		95R ^{50,55,56}	105 Ah		MTX-95R/H9	MTP-95R/H9			
2020-17	W12/6.0L		95R ^{50,55,56}	105 Ah		MTX-95R/H9	MTP-95R/H9			
2020	V6/3.0L		95R ^{50,55,56}	105 Ah		MTX-95R/H9	MTP-95R/H9			
Bentley • Brooklands										
2009-08	V8/6.8L	Aux Battery, Left Side	34 ⁵⁰	750	MTZ-34	MTX-34 ⁴⁸				
2009-08	V8/6.8L	Primary Battery, Right Side	91 ⁵⁰	700						
1998-93	V8/6.8L		91	700						
Bentley • Continental										
2014-13	V8/4.0L	Aux Battery, Left Side	49 ^{50,54}	850	MTZ-49/H8	MTX-49/H8		MT-49/H8	M-49/H8	
2014-13	V8/4.0L	Primary Battery, Right Side	47 ^{50,54}	610	MTZ-47/H5	MTX-47/H5		MT-47/H5	M-47/H5	
2014-09	W12/6.0L	Aux Battery, Left Side	49 ^{33,50,54}	850	MTZ-49/H8	MTX-49/H8				
2013-09	W12/6.0L	Primary Battery, Right Side	47 ⁵⁴	610	MTZ-47/H5	MTX-47/H5		MT-47/H5	M-47/H5	
2008-04	W12/6.0L	Aux Battery, Left Side	49 ³³	900	MTZ-49/H8	MTX-49/H8				
2008-04	W12/6.0L	Primary Battery, Right Side	47	650	MTZ-47/H5	MTX-47/H5		MT-47/H5		
2003-89	V8/6.8L		24	650	MTZ-34 ¹		MTP-24	MT-24	M-24HC	
2014	W12/6.0L	Primary Battery, Right Side	47 ^{50,54}	610	MTZ-47/H5	MTX-47/H5		MT-47/H5	M-47/H5	
2003	W12/6.0L		24	650	MTZ-34 ¹		MTP-24	MT-24	M-24HC	
Bentley • Eight										
1991-90	V8/6.8L		24	800	MTZ-34 ^{1,48}					
Bentley • Flying Spur										
2017-15	V8/4.0L		47	610	MTZ-47/H5	MTX-47/H5		MT-47/H5	M-47/H5	
2017-14	W12/6.0L		47	610	MTZ-47/H5	MTX-47/H5		MT-47/H5	M-47/H5	
Bentley • Mulsanne										
2014-11	V8/6.8L	Aux Battery, Left Side	49 ^{50,54}	850	MTZ-49/H8	MTX-49/H8		MT-49/H8	M-49/H8	
2014-11	V8/6.8L	Primary Battery, Right Side	47 ^{50,54}	610	MTZ-47/H5	MTX-47/H5		MT-47/H5		
1992-90	V8/6.8L		24	800	MTZ-34 ^{1,48}					
Bentley • Turbo R										
1998-89	V8/6.8L		48	700	MTZ-48/H6	MTX-48/H6	MTP-48/H6			
BMW • 1 Series M										
2011	L6/3.0L		48 ^{18,33,50,54}	760		MTX-48/H6				

*Note: PR codes are located on a tag near the spare tire or in the warranty booklet. *Nota: Los códigos PR se encuentran en una etiqueta cerca del neumático de repuesto o en el folleto de garantía.

*Remarque : Les codes PR se trouvent sur une étiquette près de la roue de rechange ou dans le livre de garantie. | For footnotes, see inside back cover. Notas al Pie de Página 468. Référence de Bas de Page 508.

Automotive & Light Truck
Automotrices y Camiones Livianos
Automobile et Camionnette

Heavy-Duty Truck
Camiones Para Servicio Pesado
Poids Lourd

Agriculture
Agrícola
Agriculture

Industrial
Industrial
Industrial

Lawn & Garden
Césped y Jardín
Jardin et Pelouse

Powersports
Vehículos Deportivos
Sports Motorisés

Reference
Referencia
Référence

	Model/ Year	Engine	Options	Group Size	Rating (CCA/AH)	Platinum +	Platinum	Gold	Silver	M-Line	Other	
						MTZ	MTX	MTP	MT	M	Alternate	
Automotive & Light Truck Automotrices y Camiones Livianos Automobile et Camionnette	BMW • 128i											
	2013-08	L6/3.0L	Option 1	48 ^{18,50,54}	570	MTZ-48/H6	MTX-48/H6	MTP-48/H6	MT-48/H6	M-48/H6 ⁴⁸		
	2013-08	L6/3.0L	Option 2	94R ^{18,50,54}	640	MTZ-94R/H7	MTX-94R/H7	MTP-94R/H7		M-94R/H7		
	2013-08	L6/3.0L	Option 3	49 ^{18,50,54,56}	720	MTZ-49/H8	MTX-49/H8	MTP-49/H8	MT-49/H8	M-49/H8		
	2013-08	L6/3.0L	w/AGM, Option 1	49 ^{18,33,50,54}	850	MTZ-49/H8	MTX-49/H8					
	2013-08	L6/3.0L	w/AGM, Option 2	49 ^{18,33,50,54}	900	MTZ-49/H8	MTX-49/H8					
	2013-08	L6/3.0L	w/AGM, Option 3	48 ^{18,33,50,54}	760		MTX-48/H6					
Heavy-Duty Truck Camiones Para Servicio Pesado Poids Lourd	BMW • 135, 135is											
	2013-08	L6/3.0L		48 ^{18,50,54}	570	MTZ-48/H6	MTX-48/H6	MTP-48/H6	MT-48/H6	M-48/H6 ⁴⁸		
	2013-08	L6/3.0L	Option 1	94R ^{18,50,54}	640	MTZ-94R/H7	MTX-94R/H7	MTP-94R/H7		M-94R/H7		
	2013-08	L6/3.0L	Option 2	49 ^{18,50,54,56}	720	MTZ-49/H8	MTX-49/H8	MTP-49/H8	MT-49/H8	M-49/H8		
	2013-08	L6/3.0L	w/AGM, Option 1	48 ^{18,33,50,54}	760		MTX-48/H6					
	2013-08	L6/3.0L	w/AGM, Option 2	49 ^{18,33,50,54,56}	850	MTZ-49/H8	MTX-49/H8					
	2013-08	L6/3.0L	w/AGM, Option 3	49 ^{18,33,50,54,56}	900	MTZ-49/H8	MTX-49/H8					
Agriculture Agrícola Agriculture	BMW • 228i											
	2016-14	L4/2.0L		94R ^{33,50,54,55,56}	800	MTZ-94R/H7	MTX-94R/H7					
	2016-14	L4/2.0L	Opt	49 ^{33,50,54,55,56}	900	MTZ-49/H8	MTX-49/H8					
	2015-14	L4/2.0L	Opt	49 ^{33,50,54,55,56}	850	MTZ-49/H8	MTX-49/H8					
	BMW • 228i xDrive											
	2016-15	L4/2.0L		94R ^{33,50,54,55,56}	800	MTZ-94R/H7	MTX-94R/H7					
2016-15	L4/2.0L	Opt	49 ^{33,50,54,55,56}	900	MTZ-49/H8	MTX-49/H8						
BMW • 228i xDrive Gran Coupe												
2021-20	L4/2.0L	Opt	47 ^{33,50,55,56}	60 Ah	MTZ-47/H5	MTX-47/H5						
2021-20	L4/2.0L	Opt	94R ^{33,50,55,56}	80 Ah	MTZ-94R/H7	MTX-94R/H7						
2021-20	L4/2.0L	Opt	48 ^{50,55,56,59}	70 Ah		MTX-48/H6-EFB						
2021-20	L4/2.0L	Opt	94R ^{50,55,56,59}	80 Ah								
2021-20	L4/2.0L		48 ^{33,50,55,56}	70 Ah	MTZ-48/H6	MTX-48/H6						
Industrial Industriel Industriel	BMW • 230i											
	2021-17	L4/2.0L		49 ^{33,50,55,56}	900	MTZ-49/H8	MTX-49/H8					
	BMW • 230i xDrive											
	2021-17	L4/2.0L		49 ^{33,50,55,56}	92 Ah	MTZ-49/H8	MTX-49/H8					
	BMW • 318i, 318iS, 318Ti											
	1999-96	L4/1.9L		91 ⁵⁰	600					MT-91/T6		
1997-96	L4/1.9L		92 ^{34,50}	575					MT-92/T7			
1997-96	L4/1.9L		91 ⁵⁰	600					MT-91/T6			
1995-91	L4/1.8L		91 ⁵⁰	600					MT-91/T6			
Lawn & Garden Césped y Jardín Jardin et Pelouse	BMW • 320i xDrive											
	2018-16	L4/2.0L	Opt	94R ^{33,50,54,55,56}	800	MTZ-94R/H7	MTX-94R/H7					
	2018-13	L4/2.0L		48 ^{33,50,54,55,56}	760		MTX-48/H6					
	2016-13	L4/2.0L	Opt	49 ^{33,50,54,55,56}	900	MTZ-49/H8	MTX-49/H8					
	2015-13	L4/2.0L		94R ^{18,33,50,54,56}	800	MTZ-94R/H7	MTX-94R/H7					
	2015-13	L4/2.0L	Aux Battery	N/A ⁴⁵	40 Ah							
	2015-13	L4/2.0L	Opt	49 ^{18,33,50,54,56}	850	MTZ-49/H8	MTX-49/H8					
Powersports Vehiculos Deportivos Sports Motorisés	BMW • 320i, 320Xi											
	2018-16	L4/2.0L	Opt	94R ^{33,50,54,55,56}	800	MTZ-94R/H7	MTX-94R/H7					
	2018-12	L4/2.0L		48 ^{33,50,54,55,56}	760		MTX-48/H6					
	2016-12	L4/2.0L	Opt	49 ^{33,50,54,55,56}	900	MTZ-49/H8	MTX-49/H8					
	2015-12	L4/2.0L	Aux Battery	N/A ⁴⁵	40 Ah							
	2005-01	L6/2.2L		48 ^{18,33,50}	570	MTZ-48/H6	MTX-48/H6					
	2005-01	L6/2.2L	Opt	94R ^{18,33,50,54,56}	640	MTZ-94R/H7	MTX-94R/H7					
Reference Referencia Référence	BMW • 323i, 323iS, 323Ci											
	2011-06	L6/2.5L	Option 1	94R ^{18,50}	640	MTZ-94R/H7	MTX-94R/H7	MTP-94R/H7		M-94R/H7		
	2011-06	L6/2.5L	w/AGM, Option 1	48 ^{18,33,50,54}	760		MTX-48/H6					
	2011-06	L6/2.5L	w/AGM, Option 2	49 ^{18,33,50,54,56}	850	MTZ-49/H8	MTX-49/H8					
	2011-06	L6/2.5L	w/AGM, Option 3	49 ^{18,33,50,54,56}	900	MTZ-49/H8	MTX-49/H8					
	2011-06	L6/2.5L	w/o AGM, Option 1	48 ^{18,50}	570	MTZ-48/H6	MTX-48/H6	MTP-48/H6	MT-48/H6	M-48/H6 ⁴⁸		
	2011-06	L6/2.5L	w/o AGM, Option 2	49 ^{18,50,54,56}	720	MTZ-49/H8	MTX-49/H8	MTP-49/H8	MT-49/H8	M-49/H8		
	2000-99	L6/2.5L		94R ^{18,50}	765	MTZ-94R/H7	MTX-94R/H7	MTP-94R/H7				
	2000	L6/2.5L	Conv	94R ^{18,50,54,56}	640	MTZ-94R/H7	MTX-94R/H7	MTP-94R/H7		M-94R/H7		
	2000	L6/2.5L	Ex Conv	48 ^{18,33,50,54}	750		MTX-48/H6					
	1998	L6/2.5L		92 ^{34,50}	575					MT-92/T7		
	1998	L6/2.5L		91 ⁵⁰	600					MT-91/T6		
BMW • 325 Series												
2006-03	L6/2.5L	325Ci SULEV w/AGM, Option 2	49 ^{18,33,50}	850	MTZ-49/H8	MTX-49/H8						
2006-03	L6/2.5L	SULEV w/AGM, Option 1	49 ^{18,33,50}	900	MTZ-49/H8	MTX-49/H8						
2006-01	L6/2.5L	Ex SULEV	94R ^{18,50,54}	640	MTZ-94R/H7	MTX-94R/H7	MTP-94R/H7		M-94R/H7			
2005-04	L6/2.5L	w/M54 Eng	94R ^{18,50,54}	640	MTZ-94R/H7	MTX-94R/H7	MTP-94R/H7		M-94R/H7			
2005-04	L6/2.5L	w/M54 Eng, Option 1	48 ^{18,50,54}	570	MTZ-48/H6	MTX-48/H6	MTP-48/H6	MT-48/H6	M-48/H6 ⁴⁸			
2005-04	L6/2.5L	w/M54 or N52 Eng w/o AGM, Option 2	94R ^{18,50,54}	640	MTZ-94R/H7	MTX-94R/H7	MTP-94R/H7		M-94R/H7			
2005-04	L6/2.5L	w/N52 Eng & AGM, Option 1	48 ^{18,33,50,54}	760		MTX-48/H6						

Model/Year	Engine	Options	Group Size	Rating (CCA/AH)	Platinum +	Platinum	Gold	Silver	M-Line	Other
					MTZ	MTX	MTP	MT	M	Alternate
BMW • 325 Series (continued)										
2005-04	L6/2.5L	w/N52 Eng & AGM, Option 2	49 ^{18,33,50}	850	MTZ-49/H8	MTX-49/H8				
2005-04	L6/2.5L	w/N52 Eng & AGM, Option 3	49 ^{18,33,50}	900	MTZ-49/H8	MTX-49/H8				
2005-04	L6/2.5L	w/N52 Eng Opt	94R ^{18,50,54}	640	MTZ-94R/H7	MTX-94R/H7	MTP-94R/H7		M-94R/H7	
2005-04	L6/2.5L	w/N52 Eng w/o AGM	48 ^{18,50,54}	570	MTZ-48/H6	MTX-48/H6	MTP-48/H6	MT-48/H6	M-48/H6 ⁴⁸	
2005-04	L6/2.5L	w/N52 Eng w/o AGM Option 3	49 ^{18,50,54}	720	MTZ-49/H8	MTX-49/H8	MTP-49/H8	MT-49/H8	M-49/H8	
2005-04	L6/2.5L	w/N52 or M54 Eng w/o AGM, Option 1	48 ^{18,50,54}	570	MTZ-48/H6	MTX-48/H6	MTP-48/H6	MT-48/H6	M-48/H6 ⁴⁸	
2003-02	L6/2.5L	325i SULEV w/AGM, Option 1	49 ^{18,33,50}	850	MTZ-49/H8	MTX-49/H8				
2003-02	L6/2.5L	Ex SULEV, Option 1	48 ^{18,50,54}	570	MTZ-48/H6	MTX-48/H6	MTP-48/H6	MT-48/H6	M-48/H6 ⁴⁸	
2003-02	L6/2.5L	Ex SULEV, Option 2	94R ^{18,50,54}	640	MTZ-94R/H7	MTX-94R/H7	MTP-94R/H7		M-94R/H7	
2003-02	L6/2.5L	SULEV w/AGM, Option 2	49 ^{18,33,50}	900	MTZ-49/H8	MTX-49/H8				
2003-01	L6/2.5L		48 ^{18,50,54,56}	570	MTZ-48/H6	MTX-48/H6	MTP-48/H6	MT-48/H6	M-48/H6 ⁴⁸	
2003-01	L6/2.5L	Opt	94R ^{18,50,54,56}	640	MTZ-94R/H7	MTX-94R/H7	MTP-94R/H7		M-94R/H7	
1995-92	L6/2.5L		92 ³⁴	575				MT-92/T7		
1995-92	L6/2.5L		92 ⁵⁰	650				MT-92/T7		
1995-92	L6/2.5L		92 ⁵⁰	650				MT-92/T7		
1991-90	L6/2.5L		91	600				MT-91/T6		
2006	L6/3.0L	w/AGM, Option 1	48 ^{18,33,50,54}	760		MTX-48/H6				
2006	L6/3.0L	w/AGM, Option 2	49 ^{18,33,50,56}	900	MTZ-49/H8	MTX-49/H8				
2006	L6/3.0L	w/AGM, Option 3	49 ^{18,33,50,56}	850	MTZ-49/H8	MTX-49/H8				
2006	L6/3.0L	w/o AGM, Option 1	48 ^{18,50,54}	570	MTZ-48/H6	MTX-48/H6	MTP-48/H6	MT-48/H6	M-48/H6 ⁴⁸	
2006	L6/3.0L	w/o AGM, Option 2	49 ^{18,50,54,56}	720	MTZ-49/H8	MTX-49/H8	MTP-49/H8	MT-49/H8	M-49/H8	
2006	L6/3.0L	w/o AGM, Option 3	94R ^{18,50,54}	640	MTZ-94R/H7	MTX-94R/H7	MTP-94R/H7		M-94R/H7	
2001	L6/2.5L		94R ^{18,50,54}	640	MTZ-94R/H7	MTX-94R/H7	MTP-94R/H7		M-94R/H7	
2001	L6/2.5L	Opt	48 ^{18,50,54,56}	570	MTZ-48/H6	MTX-48/H6	MTP-48/H6	MT-48/H6	M-48/H6 ⁴⁸	
BMW • 328 Series										
2018-16	L4/2.0L	Dsl, Opt	94R ^{33,50,54,55,56}	800	MTZ-94R/H7	MTX-94R/H7				
2018-14	L4/2.0L	Dsl	48 ^{33,50,54,55,56}	760		MTX-48/H6				
2016-15	L4/2.0L		94R ^{33,50,54,55,56}	800	MTZ-94R/H7	MTX-94R/H7				
2016-15	L4/2.0L	Opt	49 ^{33,50,54,55,56}	900	MTZ-49/H8	MTX-49/H8				
2016-14	L4/2.0L		49 ^{33,50,54,55,56}	900	MTZ-49/H8	MTX-49/H8				
2016-14	L4/2.0L	Dsl, Opt	49 ^{33,50,54,55,56}	900	MTZ-49/H8	MTX-49/H8				
2015-14	L4/2.0L	Aux, Dsl	N/A ⁴⁵	40 Ah						
2015-12	L4/2.0L	Aux Battery	N/A ⁴⁵	40 Ah						
2014-13	L4/2.0L		94R ^{18,33,50,54,56}	800	MTZ-94R/H7	MTX-94R/H7				
2014-12	L4/2.0L	Opt	49 ^{18,33,50,54,56}	850	MTZ-49/H8	MTX-49/H8				
2012-09	L6/3.0L	AGM, Option 3	49 ^{18,33,50,54,56}	900	MTZ-49/H8	MTX-49/H8				
2012-09	L6/3.0L	w/o AGM, Option 3	94R ^{18,50,54,56}	640	MTZ-94R/H7	MTX-94R/H7	MTP-94R/H7		M-94R/H7	
2012-07	L6/3.0L	AGM, Option 2	49 ^{18,33,50,54,56}	850	MTZ-49/H8	MTX-49/H8				
2012-07	L6/3.0L	w/AGM, Option 1	48 ^{18,33,50,54}	760		MTX-48/H6				
2012-07	L6/3.0L	w/AGM, Option 2	49 ^{18,33,50,54,56}	850	MTZ-49/H8	MTX-49/H8				
2012-07	L6/3.0L	w/AGM, Option 3	49 ^{18,33,50,54,56}	900	MTZ-49/H8	MTX-49/H8				
2012-07	L6/3.0L	w/o AGM, Option 1	48 ^{18,50,54}	570	MTZ-48/H6	MTX-48/H6	MTP-48/H6	MT-48/H6	M-48/H6 ⁴⁸	
2012-07	L6/3.0L	w/o AGM, Option 2	49 ^{18,50,54}	720	MTZ-49/H8	MTX-49/H8	MTP-49/H8	MT-49/H8	M-49/H8	
2008-07	L6/3.0L	AGM, Option 3	49 ^{18,33,50,54}	900	MTZ-49/H8	MTX-49/H8				
2008-07	L6/3.0L	w/o AGM, Option 3	94R ^{18,50,54}	640	MTZ-94R/H7	MTX-94R/H7	MTP-94R/H7		M-94R/H7	
1999-96	L6/2.8L	Conv	92	575				MT-92/T7		
1998-96	L6/2.8L	Ex Conv	92	650				MT-92/T7		
2018	L4/2.0L	Dsl, Opt	94R ^{33,50,54,55,56}	900						
2015	L4/2.0L	Opt	49 ^{33,50,54,55,56}	850	MTZ-49/H8	MTX-49/H8				
2014	L4/2.0L	Option 1	49 ^{18,33,50,54,56}	850	MTZ-49/H8	MTX-49/H8				
2014	L4/2.0L	Option 2	94R ^{18,33,50,54,56}	800	MTZ-94R/H7	MTX-94R/H7				
2013	L6/3.0L		48 ^{18,50,54,56}	570	MTZ-48/H6	MTX-48/H6	MTP-48/H6	MT-48/H6	M-48/H6 ⁴⁸	
2013	L6/3.0L	Opt	48 ^{18,33,50,54,56}	760		MTX-48/H6				
2013	L6/3.0L	Opt	49 ^{18,33,50,54,56}	850	MTZ-49/H8	MTX-49/H8				
2013	L6/3.0L	Opt	49 ^{18,33,50,54,56}	900	MTZ-49/H8	MTX-49/H8				
2013	L6/3.0L	Opt	49 ^{18,50,54,56}	720	MTZ-49/H8	MTX-49/H8	MTP-49/H8	MT-49/H8	M-49/H8	
2013	L6/3.0L	Opt	94R ^{18,50,54,56}	640	MTZ-94R/H7	MTX-94R/H7	MTP-94R/H7		M-94R/H7	
2012	L4/2.0L		94R ^{18,33,50,54}	800	MTZ-94R/H7	MTX-94R/H7				
2000	L6/2.8L		48 ^{18,50,54}	750	MTZ-48/H6 ⁴⁸	MTX-48/H6	MTP-48/H6			
2000	L6/2.8L	Opt	94R ^{18,50}	765	MTZ-94R/H7	MTX-94R/H7	MTP-94R/H7			
1999	L6/2.8L		94R ^{18,50}	765	MTZ-94R/H7	MTX-94R/H7	MTP-94R/H7			
BMW • 330Ci, 330i, 330xi										
2018-17	L4/2.0L		48 ^{33,50,54,55,56}	760		MTX-48/H6				
2018-17	L4/2.0L	Opt	94R ^{33,50,54,55,56}	800	MTZ-94R/H7	MTX-94R/H7				
2005-02	L6/3.0L		94R ^{18,50,54}	640	MTZ-94R/H7	MTX-94R/H7	MTP-94R/H7		M-94R/H7	
2006	L6/3.0L		48 ^{18,50,54}	570	MTZ-48/H6	MTX-48/H6	MTP-48/H6	MT-48/H6	M-48/H6 ⁴⁸	
2001	L6/3.0L		94R ⁵⁰	765	MTZ-94R/H7	MTX-94R/H7	MTP-94R/H7			

	Model/ Year	Engine	Options	Group Size	Rating (CCA/AH)	Platinum +	Platinum	Gold	Silver	M-Line	Other	
						MTZ	MTX	MTP	MT	M	Alternate	
Automotive & Light Truck Automotrices y Camiones Livianos Automobile et Camionnette	BMW • 330e											
	2018-16	L4/2.0L		48	33,50,54,55,56	760		MTX-48/H6				
	2018-16	L4/2.0L	Opt	49	33,50,54,55,56	900	MTZ-49/H8	MTX-49/H8				
	2018-16	L4/2.0L	Opt	94R	33,50,54,55,56	800	MTZ-94R/H7	MTX-94R/H7				
	2021	L4/2.0L	Hybrid	94R	33,50,55,56	80 Ah	MTZ-94R/H7	MTX-94R/H7				
	2021	L4/2.0L	Hybrid, Opt	95R	33,50,55,56	105 Ah		MTX-95R/H9				
	2021	L4/2.0L	Hybrid, Opt	47	33,50,55,56	60 Ah	MTZ-47/H5	MTX-47/H5				
	2021	L4/2.0L	Hybrid, Opt	49	33,50,55,56	92 Ah	MTZ-49/H8	MTX-49/H8				
2021	L4/2.0L	Hybrid, Opt	49	33,50,55,56	90 Ah	MTZ-49/H8	MTX-49/H8					
Heavy-Duty Truck Camiones Para Servicio Pesado Poids Lour	BMW • 330e xDrive											
	2021	L4/2.0L	Hybrid	94R	33,50,55,56	80 Ah	MTZ-94R/H7	MTX-94R/H7				
	2021	L4/2.0L	Hybrid, Opt	95R	33,50,55,56	105 Ah		MTX-95R/H9				
	2021	L4/2.0L	Hybrid, Opt	47	33,50,55,56	60 Ah	MTZ-47/H5	MTX-47/H5				
	2021	L4/2.0L	Hybrid, Opt	49	33,50,55,56	92 Ah	MTZ-49/H8	MTX-49/H8				
2021	L4/2.0L	Hybrid, Opt	49	33,50,55,56	90 Ah	MTZ-49/H8	MTX-49/H8					
Agriculture Agrícola Agriculture	BMW • 330i											
	2021-19	L4/2.0L	Opt	95R	33,50,55,56	105 Ah		MTX-95R/H9				
	2021-17	L4/2.0L	Opt	49	33,50,55,56	92 Ah	MTZ-49/H8	MTX-49/H8				
	2021-17	L4/2.0L	Opt	49	33,50,55,56	90 Ah	MTZ-49/H8	MTX-49/H8				
	2021-17	L4/2.0L	Opt	94R	33,50,55,56	80 Ah	MTZ-94R/H7	MTX-94R/H7				
	2021-17	L4/2.0L		48	33,50,55,56	70 Ah	MTZ-48/H6	MTX-48/H6				
	2006-02	L6/3.0L		94R	18,50,54,56	640	MTZ-94R/H7	MTX-94R/H7	MTP-94R/H7		M-94R/H7	
	2006	L6/3.0L		48	18,50,54,56	570	MTZ-48/H6	MTX-48/H6	MTP-48/H6	MT-48/H6	M-48/H6 ⁴⁸	
	BMW • 330i GT xDrive											
	2018-17	L4/2.0L		49	33,50,54,55,56	900	MTZ-49/H8	MTX-49/H8				
	BMW • 330i xDrive											
	2021-20	L4/2.0L		94R	33,50,55,56	80 Ah	MTZ-94R/H7	MTX-94R/H7				
	2021-19	L4/2.0L	Opt	95R	33,50,55,56	105 Ah		MTX-95R/H9				
	2021-17	L4/2.0L	Opt	49	33,50,55,56	92 Ah	MTZ-49/H8	MTX-49/H8				
	2021-17	L4/2.0L	Opt	49	33,50,55,56	90 Ah	MTZ-49/H8	MTX-49/H8				
	2019-17	L4/2.0L		48	33,50,54,55,56	760		MTX-48/H6				
	2019-17	L4/2.0L	Opt	94R	33,50,54,55,56	800	MTZ-94R/H7	MTX-94R/H7				
Industrial Industriel Industriel	BMW • 335 Series											
	2019-17	L6/3.0L		49	33,50,54,55,56	900	MTZ-49/H8	MTX-49/H8				
	2015-14	L6/3.0L	Aux Battery	N/A	45	40 Ah						
	2014-13	L6/3.0L	Option 1	49	18,33,50,54,56	850	MTZ-49/H8	MTX-49/H8				
	2013-07	L6/3.0L	w/AGM, Option 1	48	18,33,50,54	760		MTX-48/H6				
	2013-07	L6/3.0L	w/AGM, Option 2	49	18,33,50,54,56	850	MTZ-49/H8	MTX-49/H8				
	2013-07	L6/3.0L	w/AGM, Option 3	49	18,33,50,54,56	900	MTZ-49/H8	MTX-49/H8				
	2013-07	L6/3.0L	w/o AGM, Option 1	49	18,50,54,56	720	MTZ-49/H8	MTX-49/H8	MTP-49/H8	MT-49/H8	M-49/H8	
	2013-07	L6/3.0L	w/o AGM, Option 2	94R	18,50,54	640	MTZ-94R/H7	MTX-94R/H7	MTP-94R/H7		M-94R/H7	
	2013-07	L6/3.0L	w/o AGM, Option 3	48	18,50,54	570	MTZ-48/H6	MTX-48/H6	MTP-48/H6	MT-48/H6	M-48/H6 ⁴⁸	
	2015	L6/3.0L		94R	33,50,54,55,56	800	MTZ-94R/H7	MTX-94R/H7				
	2015	L6/3.0L	Opt	49	33,50,54,55,56	850	MTZ-49/H8	MTX-49/H8				
	2014	L6/3.0L		94R	18,33,50,54,56	800	MTZ-94R/H7	MTX-94R/H7				
	2014	L6/3.0L	Opt	49	18,33,50,54,56	850	MTZ-49/H8	MTX-49/H8				
	2014	L6/3.0L	Option 2	94R	18,33,50,54,56	800	MTZ-94R/H7	MTX-94R/H7				
	2013	L6/3.0L		48	18,50,54,56	570	MTZ-48/H6	MTX-48/H6	MTP-48/H6	MT-48/H6	M-48/H6 ⁴⁸	
	2013	L6/3.0L	Opt	48	18,33,50,54,56	760		MTX-48/H6				
2013	L6/3.0L	Opt	49	18,50,54,56	720	MTZ-49/H8	MTX-49/H8	MTP-49/H8	MT-49/H8	M-49/H8		
2013	L6/3.0L	Opt	94R	18,50,54,56	640	MTZ-94R/H7	MTX-94R/H7	MTP-94R/H7		M-94R/H7		
2013	L6/3.0L	Option 2	49	18,33,50,54,56	900	MTZ-49/H8	MTX-49/H8					
Powersports Vehículos Deportivos Sports Motorisés	BMW • 340i											
	2018-16	L6/3.0L		48	33,50,54,55,56	760		MTX-48/H6				
	2018-16	L6/3.0L	Opt	94R	33,50,54,55,56	800	MTZ-94R/H7	MTX-94R/H7				
	2016	L6/3.0L	Opt	49	33,50,54,55,56	900	MTZ-49/H8	MTX-49/H8				
BMW • 340i GT xDrive												
2018-17	L6/3.0L		49	33,50,54,55,56	900	MTZ-49/H8	MTX-49/H8					
BMW • 340i xDrive												
2018-16	L6/3.0L		48	33,50,54,55,56	760		MTX-48/H6					
2018-16	L6/3.0L	Opt	94R	33,50,54,55,56	800	MTZ-94R/H7	MTX-94R/H7					
2016	L6/3.0L	Opt	49	33,50,54,55,56	900	MTZ-49/H8	MTX-49/H8					
Reference Referencia Référence	BMW • 428i											
	2016-14	L4/2.0L		49	33,50,54,55,56	900	MTZ-49/H8	MTX-49/H8				
	BMW • 428i xDrive											
	2015-14	L4/2.0L	Conv	49	33,50,54,55,56	900	MTZ-49/H8	MTX-49/H8				
	2015-14	L4/2.0L	Coupe	49	33,50,54,55,56	850	MTZ-49/H8	MTX-49/H8				
	2016	L4/2.0L		49	33,50,54,55,56	900	MTZ-49/H8	MTX-49/H8				
BMW • 428i xDrive Gran Coupe												
2016-15	L4/2.0L		49	33,50,54,55,56	900	MTZ-49/H8	MTX-49/H8					

Model/Year	Engine	Options	Group Size	Rating (CCA/AH)	Platinum +		Gold	Silver	M-Line	Other
					MTZ	MTX	MTP	MT	M	Alternate
BMW • 430i										
2020-17	L4/2.0L		49 ^{33,50,54,55,56}	900	MTZ-49/H8	MTX-49/H8				
BMW • 430i Gran Coupe										
2020-17	L4/2.0L		49 ^{33,50,54,55,56}	900	MTZ-49/H8	MTX-49/H8				
BMW • 430i xDrive										
2020-17	L4/2.0L		49 ^{33,50,54,55,56}	900	MTZ-49/H8	MTX-49/H8				
BMW • 430i xDrive Gran Coupe										
2020-17	L4/2.0L		49 ^{33,50,54,55,56}	900	MTZ-49/H8	MTX-49/H8				
BMW • 435i										
2015-14	L6/3.0L	Conv	49 ^{33,50,54,55,56}	900	MTZ-49/H8	MTX-49/H8				
2016	L6/3.0L		49 ^{33,50,54,55,56}	900	MTZ-49/H8	MTX-49/H8				
2015	L6/3.0L	Coupe	49 ^{33,50,54,55,56}	850	MTZ-49/H8	MTX-49/H8				
2014	L6/3.0L		49 ^{18,33,50,54,56}	850	MTZ-49/H8	MTX-49/H8				
BMW • 435i Gran Coupe										
2016-15	L6/3.0L		49 ^{33,50,54,55,56}	900	MTZ-49/H8	MTX-49/H8				
BMW • 435i xDrive										
2016	L6/3.0L		49 ^{33,50,54,55,56}	900	MTZ-49/H8	MTX-49/H8				
2015	L6/3.0L	Conv	49 ^{33,50,54,55,56}	900	MTZ-49/H8	MTX-49/H8				
2015	L6/3.0L	Coupe	49 ^{33,50,54,55,56}	850	MTZ-49/H8	MTX-49/H8				
2014	L6/3.0L		49 ^{18,33,50,54,56}	850	MTZ-49/H8	MTX-49/H8				
BMW • 435i xDrive Gran Coupe										
2016-15	L6/3.0L		49 ^{33,50,54,55,56}	900	MTZ-49/H8	MTX-49/H8				
BMW • 440i										
2020-17	L6/3.0L		49 ^{33,50,54,55,56}	900	MTZ-49/H8	MTX-49/H8				
BMW • 440i Gran Coupe										
2020-17	L6/3.0L		49 ^{33,50,54,55,56}	900	MTZ-49/H8	MTX-49/H8				
BMW • 440i xDrive										
2020-17	L6/3.0L		49 ^{33,50,54,55,56}	900	MTZ-49/H8	MTX-49/H8				
BMW • 440i xDrive Gran Coupe										
2020-17	L6/3.0L		49 ^{33,50,54,55,56}	900	MTZ-49/H8	MTX-49/H8				
BMW • 525 Series										
2007-06	L6/3.0L	Option 1	49 ^{18,50,54}	720	MTZ-49/H8	MTX-49/H8	MTP-49/H8	MT-49/H8	M-49/H8	
2007-06	L6/3.0L	Option 2	95R ^{18,50,54}	850		MTX-95R/H9	MTP-95R/H9			
2007-06	L6/3.0L	Option 3	94R ^{18,50,54}	640	MTZ-94R/H7	MTX-94R/H7	MTP-94R/H7		M-94R/H7	
2005-02	L6/2.5L	Option 3	94R ^{18,50,54}	640	MTZ-94R/H7	MTX-94R/H7	MTP-94R/H7		M-94R/H7	
2004-02	L6/2.5L	Option 1	49 ^{18,50,54}	720	MTZ-49/H8	MTX-49/H8	MTP-49/H8	MT-49/H8	M-49/H8	
2004-02	L6/2.5L	Option 2	95R ^{18,50,54}	850		MTX-95R/H9	MTP-95R/H9			
1995-93	L6/2.5L		93 ⁵⁰	800				MT-93/T8		
1995-91	L6/2.5L		92 ⁵⁰	650				MT-92/T7		
2005	L6/2.5L	Opt	49 ^{18,50}	900	MTZ-49/H8	MTX-49/H8				
2001	L6/2.5L		49 ⁵⁰	760	MTZ-49/H8	MTX-49/H8	MTP-49/H8 ⁴⁸	MT-49/H8	M-49/H8	
1993	L6/2.5L	Opt	93 ⁵⁰	800				MT-93/T8		
1993	L6/2.5L	Opt	93 ⁵⁰	800				MT-93/T8		
BMW • 528 Series										
2016-15	L4/2.0L		49 ^{33,50,54,55,56}	850	MTZ-49/H8	MTX-49/H8				
2015-14	L4/2.0L	Opt	95R ^{33,50,54,55,56}	950		MTX-95R/H9				
2013-12	L4/2.0L	w/AGM, Option 1	49 ^{18,33,50,54}	850	MTZ-49/H8	MTX-49/H8				
2013-12	L4/2.0L	w/AGM, Option 2	49 ^{18,33,50,54,56}	900	MTZ-49/H8	MTX-49/H8				
2013-12	L4/2.0L	w/AGM, Option 3	94R ^{18,33,50,54}	800	MTZ-94R/H7	MTX-94R/H7				
2013-12	L4/2.0L	w/o AGM	95R ^{18,50,54}	950		MTX-95R/H9	MTP-95R/H9			
2011-10	L6/3.0L	w/AGM, Option 1	49 ^{18,33,50,54}	850	MTZ-49/H8	MTX-49/H8				
2011-10	L6/3.0L	w/AGM, Option 2	49 ^{18,33,50,54,56}	900	MTZ-49/H8	MTX-49/H8				
2011-10	L6/3.0L	w/AGM, Option 3	94R ^{18,33,50,54}	800	MTZ-94R/H7	MTX-94R/H7				
2011-10	L6/3.0L	w/o AGM	95R ^{18,50,54}	950		MTX-95R/H9	MTP-95R/H9			
2009-08	L6/3.0L	w/AGM	49 ^{18,33,50,54,56}	850	MTZ-49/H8	MTX-49/H8				
2009-08	L6/3.0L	w/o AGM, Option 1	49 ^{18,50,54}	720	MTZ-49/H8	MTX-49/H8	MTP-49/H8	MT-49/H8	M-49/H8	
2009-08	L6/3.0L	w/o AGM, Option 2	94R ^{18,50,54}	640	MTZ-94R/H7	MTX-94R/H7	MTP-94R/H7		M-94R/H7	
2009-08	L6/3.0L	w/o AGM, Option 3	95R ^{18,50,54,56}	850		MTX-95R/H9	MTP-95R/H9			
2000-97	L6/2.8L		49 ⁵⁰	760	MTZ-49/H8	MTX-49/H8	MTP-49/H8 ⁴⁸	MT-49/H8	M-49/H8	
2014	L4/2.0L		49 ^{18,33,50,54,56}	850	MTZ-49/H8	MTX-49/H8				
2014	L4/2.0L	Opt	49 ^{18,33,50,54,56}	900	MTZ-49/H8	MTX-49/H8				
BMW • 530 Series										
2018-17	L4/2.0L		47 ^{33,50,54,55,56}	680						
2018-17	L4/2.0L	Aux Battery	N/A ^{33,45,50}	12 Ah						
2018-17	L4/2.0L	Opt	48 ^{33,50,54,55,56}	760		MTX-48/H6				
2018-17	L4/2.0L	Opt	49 ^{33,50,54,55,56}	900	MTZ-49/H8	MTX-49/H8				
2018-17	L4/2.0L	Opt	95R ^{33,50,54,55,56}	950		MTX-95R/H9				
2007-02	L6/3.0L	Option 2	94R ^{18,50,54}	640	MTZ-94R/H7	MTX-94R/H7	MTP-94R/H7		M-94R/H7	
2007-02	L6/3.0L	Option 3	95R ^{18,50,54,56}	850		MTX-95R/H9	MTP-95R/H9			
2007-02	L6/3.0L	w/AGM	49 ^{18,33,50,54,56}	850	MTZ-49/H8	MTX-49/H8				

Automotive & Light Truck
Automotrices y Camiones Livianos
Automobile et Camionnette

Heavy-Duty Truck
Camiones Para Servicio Pesado
Poids Lourd

Agriculture
Agrícola
Agriculture

Industrial
Industrial
Industrial

Lawn & Garden
Césped y Jardín
Jardin et Pelouse

Powersports
Vehículos Deportivos
Sports Motorisés

Reference
Referencia
Référence

	Model/ Year	Engine	Options	Group Size	Rating (CCA/AH)	Platinum +	Platinum	Gold	Silver	M-Line	Other	
						MTZ	MTX	MTP	MT	M	Alternate	
Automotive & Light Truck Automotrices y Camiones Livianos Automobile et Camionnette	BMW • 530 Series (continued)											
	2007-01	L6/3.0L	Option 1	49 ^{18,50,54}	720	MTZ-49/H8	MTX-49/H8	MTP-49/H8	MT-49/H8	M-49/H8		
	1995-94	V8/3.0L		93 ⁵⁰	800				MT-93/T8			
Heavy-Duty Truck Camiones Para Servicio Pesado Poids Lour	BMW • 530e											
	2021-18	L4/2.0L	Hybrid	49 ^{33,50,55,56}	900	MTZ-49/H8	MTX-49/H8					
	2021-18	L4/2.0L	Hybrid, Opt	95R ^{33,50,55,56}	105 Ah		MTX-95R/H9					
	2021-18	L4/2.0L	Hybrid, Opt	47 ^{33,50,55,56}	60 Ah	MTZ-47/H5						
	2020-18	L4/2.0L	Hybrid, Aux Battery	400 ^{33,50,55,56}	12 Ah		MTX-AUX14					
	BMW • 530e xDrive											
2021-18	L4/2.0L	Hybrid	49 ^{33,50,55,56}	92 Ah	MTZ-49/H8	MTX-49/H8						
2021-18	L4/2.0L	Hybrid, Aux Li-ion Only	N/A ^{33,50,55,56}	10 Ah								
2021-18	L4/2.0L	Hybrid, Opt	95R ^{33,50,55,56}	105 Ah		MTX-95R/H9						
2021-18	L4/2.0L	Hybrid, Opt	47 ^{33,50,55,56}	60 Ah	MTZ-47/H5							
2018	L4/2.0L	Hybrid	49 ^{33,50,54,55,56}	900	MTZ-49/H8	MTX-49/H8						
2018	L4/2.0L	Hybrid, Aux Battery	400 ^{33,50,55,56}	12 Ah		MTX-AUX14						
Agriculture Agrícola Agriculture	BMW • 530i											
	2021-17	L4/2.0L	Aux Li-ion Only	N/A ^{45,56,60}	10 Ah							
	2021-17	L4/2.0L	Opt	95R ^{33,50,54,55,56}	950		MTX-95R/H9					
	2021-17	L4/2.0L	Opt	140R ^{33,50,55,56}	50 Ah							
	2021-17	L4/2.0L		49 ^{33,50,55,56}	92 Ah	MTZ-49/H8	MTX-49/H8					
	BMW • 530i xDrive											
2021-17	L4/2.0L	Aux Li-ion Only	N/A ^{45,56,60}	10 Ah								
2021-17	L4/2.0L	Opt	95R ^{33,50,55,56}	105 Ah		MTX-95R/H9						
2021-17	L4/2.0L	Opt	140R ^{33,50,55,56}	50 Ah								
2021-17	L4/2.0L		49 ^{33,50,55,56}	92 Ah	MTZ-49/H8	MTX-49/H8						
2020-17	L4/2.0L		47 ^{33,50,54,55,56}	680								
2018-17	L4/2.0L	Aux Battery	400 ^{33,45,50}	12 Ah		MTX-AUX14						
2018-17	L4/2.0L	Opt	48 ^{33,50,54,55,56}	760		MTX-48/H6						
2018-17	L4/2.0L	Opt	49 ^{33,50,54,55,56}	900	MTZ-49/H8	MTX-49/H8						
Industrial Industriel Industriel	BMW • 530Xi											
	2007-06	L6/3.0L	Opt	94R ^{18,50,54,56}	640	MTZ-94R/H7	MTX-94R/H7	MTP-94R/H7			M-94R/H7	
	2007-06	L6/3.0L	Opt	95R ^{18,50,54,56}	850		MTX-95R/H9	MTP-95R/H9				
	2007-06	L6/3.0L	Opt	49 ^{33,50,54,55,56}	850	MTZ-49/H8	MTX-49/H8					
	2007-06	L6/3.0L		49 ^{18,50,54,56}	720	MTZ-49/H8	MTX-49/H8	MTP-49/H8	MT-49/H8	M-49/H8		
	BMW • 535 Series											
	2017-15	L6/3.0L		49 ^{33,50,54,55,56}	850	MTZ-49/H8	MTX-49/H8					
	2015-14	L6/3.0L	Opt	95R ^{33,50,54,55,56}	950		MTX-95R/H9					
	2013-11	L6/3.0L	w/AGM, Option 3	94R ^{18,33,50,54}	800	MTZ-94R/H7	MTX-94R/H7					
	2013-11	L6/3.0L	w/o AGM	95R ^{18,50,54}	950		MTX-95R/H9	MTP-95R/H9				
2013-10	L6/3.0L	w/AGM, Option 1	49 ^{18,33,50,54,56}	900	MTZ-49/H8	MTX-49/H8						
2013-08	L6/3.0L	w/AGM, Option 2	49 ^{18,33,50,54,56}	850	MTZ-49/H8	MTX-49/H8						
2010-08	L6/3.0L	w/o AGM, Option 1	49 ^{18,50,54}	720	MTZ-49/H8	MTX-49/H8	MTP-49/H8	MT-49/H8	M-49/H8			
2010-08	L6/3.0L	w/o AGM, Option 2	94R ^{18,50,54}	640	MTZ-94R/H7	MTX-94R/H7	MTP-94R/H7			M-94R/H7		
2010-08	L6/3.0L	w/o AGM, Option 3	95R ^{18,50,54,56}	850		MTX-95R/H9	MTP-95R/H9					
1993-90	L6/3.5L		93 ⁵⁰	800				MT-93/T8				
2014	L6/3.0L		49 ^{18,33,50,54,56}	850	MTZ-49/H8	MTX-49/H8						
2014	L6/3.0L	Option 1	49 ^{18,33,50,54,56}	850	MTZ-49/H8	MTX-49/H8						
2014	L6/3.0L	Option 2	49 ^{18,33,50,54,56}	900	MTZ-49/H8	MTX-49/H8						
Lawn & Garden Césped y Jardín Jardin et Pelouse	BMW • 540i											
	2021-17	L6/3.0L	Aux Li-ion Only	N/A ^{45,56,60}	10 Ah							
	2021-17	L6/3.0L	Opt	95R ^{33,50,55,56}	950		MTX-95R/H9					
	2021-17	L6/3.0L		49 ^{33,50,55,56}	900	MTZ-49/H8	MTX-49/H8					
	2018-17	L6/3.0L		47 ^{33,50,54,55,56}	680							
	2018-17	L6/3.0L	Aux Battery	N/A ^{33,45,50}	12 Ah							
	2018-17	L6/3.0L	Opt	48 ^{33,50,54,55,56}	760		MTX-48/H6					
	2003-02	V8/4.4L		49 ^{18,50}	720	MTZ-49/H8	MTX-49/H8	MTP-49/H8	MT-49/H8	M-49/H8		
	2001-97	V8/4.4L		49 ⁵⁰	760	MTZ-49/H8	MTX-49/H8	MTP-49/H8 ⁴⁸	MT-49/H8	M-49/H8		
	1995-94	V8/4.0L		93 ⁵⁰	800				MT-93/T8			
2003	V8/4.4L	w/AGM	49 ^{18,33,50}	900	MTZ-49/H8	MTX-49/H8						
Reference Referencia Référence	BMW • 540i xDrive											
	2021-17	L6/3.0L	Aux Li-ion Only	N/A ^{45,56,60}	10 Ah							
	2021-17	L6/3.0L	Opt	140R ^{33,50,55,56}	50 Ah							
	2021-17	L6/3.0L	Opt	95R ^{33,50,55,56}	950		MTX-95R/H9					
	2021-17	L6/3.0L		49 ^{33,50,55,56}	900	MTZ-49/H8	MTX-49/H8					
	2020-17	L6/3.0L		47 ^{33,50,54,55,56}	680							
2020-17	L6/3.0L	Aux Battery	400 ^{33,45,50}	12 Ah		MTX-AUX14						
BMW • 545i												
2005-04	V8/4.4L	Opt	49 ^{33,50,54,55,56}	850	MTZ-49/H8	MTX-49/H8						
2005-04	V8/4.4L	Opt	49 ^{50,54,55,56}	720	MTZ-49/H8	MTX-49/H8	MTP-49/H8	MT-49/H8	M-49/H8			
2005	V8/4.4L		94R ^{18,50}	640	MTZ-94R/H7	MTX-94R/H7	MTP-94R/H7			M-94R/H7		
2005	V8/4.4L		95R ^{50,54,55,56}	850		MTX-95R/H9	MTP-95R/H9					

Model/ Year	Engine	Options	Group Size	Rating (CCA/AH)	Platinum +		Gold	Silver	M-Line	Other
					MTZ	MTX	MTP	MT	M	Alternate
BMW • 545i (continued)										
2004	V8/4.4L		95R ^{18,50}	850		MTX-95R/H9	MTP-95R/H9			
2004	V8/4.4L	Opt	94R ^{50,54,55,56}	640	MTZ-94R/H7	MTX-94R/H7	MTP-94R/H7		M-94R/H7	
BMW • 550 Series										
2017-15	V8/4.4L		49 ^{33,50,54,55,56}	850	MTZ-49/H8	MTX-49/H8				
2015-14	V8/4.4L	Opt	95R ^{33,50,54,55,56}	950		MTX-95R/H9				
2014-13	V8/4.4L		49 ^{18,33,50,54,56}	900	MTZ-49/H8	MTX-49/H8				
2014-10	V8/4.4L		49 ^{18,33,54}	900	MTZ-49/H8	MTX-49/H8				
2014-10	V8/4.4L	Opt	49 ^{18,33,50,54,56}	850	MTZ-49/H8	MTX-49/H8				
2013-11	V8/4.4L	w/AGM, Option 1	49 ^{18,33,50,54}	900	MTZ-49/H8	MTX-49/H8				
2013-11	V8/4.4L	w/AGM, Option 2	49 ^{18,33,50,54}	850	MTZ-49/H8	MTX-49/H8				
2013-11	V8/4.4L	w/o AGM	95R ^{18,50,54}	950		MTX-95R/H9	MTP-95R/H9			
2010-06	V8/4.8L	w/o AGM, Option 1	49 ^{18,50,54}	720	MTZ-49/H8	MTX-49/H8	MTP-49/H8	MT-49/H8	M-49/H8	
2010-06	V8/4.8L	w/o AGM, Option 2	49 ^{18,50,56}	850	MTZ-49/H8	MTX-49/H8		MT-49/H8	M-49/H8	
2010-06	V8/4.8L	w/o AGM, Option 3	94R ^{18,50,54}	640	MTZ-94R/H7	MTX-94R/H7	MTP-94R/H7		M-94R/H7	
2010-06	V8/4.8L	w/o AGM, Option 4	95R ^{18,50,54,56}	850		MTX-95R/H9	MTP-95R/H9			
2014	V8/4.4L		49 ^{18,33,50,54,56}	850	MTZ-49/H8	MTX-49/H8				
BMW • 640 Series										
2018-16	L6/3.0L		95R ^{33,50,54,55,56}	950		MTX-95R/H9				
2015-13	L6/3.0L	Opt	95R ^{33,50,54,55,56}	950		MTX-95R/H9				
2014-13	L6/3.0L	Opt	49 ^{18,33,50,54,56}	850	MTZ-49/H8	MTX-49/H8				
2015	L6/3.0L		49 ^{33,50,54,55,56}	850	MTZ-49/H8	MTX-49/H8				
2015	L6/3.0L	Aux Battery	N/A ^{33,50,54}	200						
2014	L6/3.0L		49 ^{18,33,54}	900	MTZ-49/H8	MTX-49/H8				
2013	L6/3.0L	Opt	49 ^{18,33,54}	900	MTZ-49/H8	MTX-49/H8				
2012	L6/3.0L	w/AGM, Option 1	49 ^{18,33,50,54}	900	MTZ-49/H8	MTX-49/H8				
2012	L6/3.0L	w/AGM, Option 2	49 ^{18,33,50,54,56}	850	MTZ-49/H8	MTX-49/H8				
2012	L6/3.0L	w/o AGM	95R ^{18,50,54}	950		MTX-95R/H9	MTP-95R/H9			
BMW • 640i xDrive Gran Turismo										
2018	L6/3.0L		49 ^{33,50,54,55,56}	900	MTZ-49/H8	MTX-49/H8				
2018	L6/3.0L	Aux w/Executive Drive	47 ^{33,50,55,56}	60 Ah	MTZ-47/H5	MTX-47/H5				
BMW • 645Ci										
2005-04	V8/4.4L		95R ^{18,50}	850		MTX-95R/H9	MTP-95R/H9			
BMW • 650 Series										
2018-16	V8/4.4L		95R ^{33,50,54,55,56}	950		MTX-95R/H9				
2015-13	V8/4.4L	Opt	95R ^{33,50,54,55,56}	950		MTX-95R/H9				
2015-12	V8/4.4L		49 ^{18,33,54}	850	MTZ-49/H8	MTX-49/H8				
2010-06	V8/4.8L	w/AGM, Option 1	49 ^{18,33,50,54}	900	MTZ-49/H8	MTX-49/H8				
2010-06	V8/4.8L	w/AGM, Option 2	49 ^{18,33,50,54,56}	850	MTZ-49/H8	MTX-49/H8				
2007-06	V8/4.8L	w/o AGM	95R ^{18,50,54,56}	850		MTX-95R/H9	MTP-95R/H9			
2014	V8/4.4L		49 ^{18,33,54}	900	MTZ-49/H8	MTX-49/H8				
2014	V8/4.4L	Opt	49 ^{18,33,50,54,56}	850	MTZ-49/H8	MTX-49/H8				
2012	V8/4.4L	w/AGM	49 ^{18,33,50,54}	900	MTZ-49/H8	MTX-49/H8				
2012	V8/4.4L	w/o AGM	95R ^{18,50,54}	950		MTX-95R/H9	MTP-95R/H9			
BMW • 740 Series										
2018-17	L6/3.0L	Aux w/Executive Drive	47 ^{33,50,55,56}	60 Ah	MTZ-47/H5	MTX-47/H5				
2017-16	L6/3.0L		47 ^{33,50,54,55,56}	680						
2014-11	L6/3.0L		49 ^{18,33,54}	900	MTZ-49/H8	MTX-49/H8				
2014-11	L6/3.0L	Opt	49 ^{18,33,50,54,56}	850	MTZ-49/H8	MTX-49/H8				
2000-96	V8/4.4L		95R ^{18,50}	950		MTX-95R/H9	MTP-95R/H9			
1994-93	V8/4.0L		93 ⁵⁰	800				MT-93/T8		
2018	L6/3.0L		49 ^{33,50,54,55,56}	900	MTZ-49/H8	MTX-49/H8				
2016	L6/3.0L	Aux Battery	N/A ^{33,45,50}	12 Ah						
2015	L6/3.0L		49 ^{33,50,54,55,56}	850	MTZ-49/H8	MTX-49/H8				
2001	V8/4.4L		95R ^{18,50}	850		MTX-95R/H9	MTP-95R/H9			
1995	V8/4.0L		95R ⁵⁰	950		MTX-95R/H9	MTP-95R/H9			
BMW • 740e xDrive										
2018-17	L4/2.0L	Hybrid, Aux Battery	47 ^{33,50,55,56}	60 Ah	MTZ-47/H5	MTX-47/H5				
2018	L4/2.0L	Hybrid	49 ^{33,50,54,55,56}	600	MTZ-49/H8	MTX-49/H8				
BMW • 740i										
2021-20	L6/3.0L	Opt	95R ^{33,50,55,56}	105 Ah		MTX-95R/H9				
2021-20	L6/3.0L		49 ^{33,50,55,56}	92 Ah	MTZ-49/H8	MTX-49/H8				
2021-17	L6/3.0L	Aux	400 ^{33,50,55,56}	12 Ah		MTX-AUX14				
2021-17	L6/3.0L	Aux Li-ion Only	N/A ^{45,56,60}	10 Ah						
2021-17	L6/3.0L	Opt	47 ^{33,50,55,56}	60 Ah	MTZ-47/H5	MTX-47/H5				
BMW • 740i xDrive										
2021-20	L6/3.0L	Opt	95R ^{33,50,55,56}	105 Ah		MTX-95R/H9				
2021-20	L6/3.0L		49 ^{33,50,55,56}	92 Ah	MTZ-49/H8	MTX-49/H8				
2021-17	L6/3.0L	Aux Li-ion Only	N/A ^{45,56,60}	10 Ah						
2021-17	L6/3.0L	Opt	47 ^{33,50,55,56}	60 Ah	MTZ-47/H5	MTX-47/H5				
2019-17	L6/3.0L	Aux	400 ^{33,50,55,56}	12 Ah		MTX-AUX14				

Automotive & Light Truck
Automotrices y Camiones Livianos
Automobile et Camionette

Heavy-Duty Truck
Camiones Para Servicio Pesado
Poids Lourd

Agriculture
Agrícola
Agriculture

Industrial
Industrial
Industrial

Lawn & Garden
Césped y Jardín
Jardin et Pelouse

Powersports
Vehículos Deportivos
Sports Motorises

Reference
Referencia
Référence

	Model/ Year	Engine	Options	Group Size	Rating (CCA/AH)	Platinum +	Platinum	Gold	Silver	M-Line	Other		
						MTZ	MTX	MTP	MT	M	Alternate		
Automotive & Light Truck Automotrices y Camiones Livianos Automobile et Camionnette	BMW • 740i xDrive (continued)												
	2019-17	L6/3.0L	Opt	49	33,50,54,55,56	900	MTZ-49/H8	MTX-49/H8					
	2019-17	L6/3.0L		95R	33,50,55,56	105 Ah		MTX-95R/H9					
Heavy-Duty Truck Camiones Para Servicio Pesado Poids Lour	BMW • 740Ld xDrive												
	2015	L6/3.0L		49	33,50,54,55,56	850	MTZ-49/H8	MTX-49/H8					
	BMW • 745e xDrive												
	2021-20	L6/3.0L	Aux	400	33,50,55,56	12 Ah		MTX-AUX14					
	2021-20	L6/3.0L	Aux Li-ion Only	N/A	45,56,60	10 Ah							
	2021-20	L6/3.0L	Opt	47	33,50,55,56	60 Ah	MTZ-47/H5	MTX-47/H5					
	2021-20	L6/3.0L		49	33,50,55,56	92 Ah	MTZ-49/H8	MTX-49/H8					
	2021	L6/3.0L	Opt	95R	33,50,55,56	105 Ah		MTX-95R/H9					
	BMW • 745i, 745Li												
	2005-02	V8/4.4L	w/AGM	49	18,33,50,56	900	MTZ-49/H8	MTX-49/H8					
2003	V8/4.4L		95R	18,50	800		MTX-95R/H9	MTP-95R/H9					
2002	V8/4.4L		95R	18,50	850		MTX-95R/H9	MTP-95R/H9					
2002	V8/4.4L		95R	33,50,55	800		MTX-95R/H9						
Agriculture Agrícola Agriculture	BMW • 750 Series												
	2018-17	V8/4.4L	Aux w/Executive Drive	47	33,50,55,56	60 Ah	MTZ-47/H5	MTX-47/H5					
	2017-16	V8/4.4L		47	33,50,54,55,56	680							
	2014-11	V8/4.4L		49	18,33,54	900	MTZ-49/H8	MTX-49/H8					
	2014-10	V8/4.4L	Opt	49	18,33,50,54,56	850	MTZ-49/H8	MTX-49/H8					
	2012-11	V8/4.4L	w/AGM Opt 1 Incl ActiveHybrid	49	18,33,50,54	900	MTZ-49/H8	MTX-49/H8					
	2012-11	V8/4.4L	w/AGM Opt 2 Incl ActiveHybrid	49	18,33,50,54	850	MTZ-49/H8	MTX-49/H8					
	2011-09	V8/4.4L	w/AGM, Option 1	49	18,33,50,54	900	MTZ-49/H8	MTX-49/H8					
	2008-06	V8/4.8L	w/AGM, Option 1	49	18,33,50,54	900	MTZ-49/H8	MTX-49/H8					
	2008-06	V8/4.8L	w/AGM, Option 2	49	18,33,50,54	850	MTZ-49/H8	MTX-49/H8					
	2000-95	V12/5.4L		95R	50	950		MTX-95R/H9	MTP-95R/H9				
	2018	V8/4.4L		49	33,50,54,55,56	900	MTZ-49/H8	MTX-49/H8					
	2015	V8/4.4L		49	33,50,54,55,56	850	MTZ-49/H8	MTX-49/H8					
	2009	V8/4.4L	Opt	49	33,50,54,55,56	850	MTZ-49/H8	MTX-49/H8					
	2001	V12/5.4L		95R	50	850		MTX-95R/H9	MTP-95R/H9				
	2001	V12/5.4L	Aux Battery	48	50	650	MTZ-48/H6	MTX-48/H6	MTP-48/H6				
	Industrial Industriel Industriel	BMW • 750i xDrive											
		2021-20	V8/4.4L	Opt	95R	33,50,55,56	105 Ah		MTX-95R/H9				
		2021-20	V8/4.4L		49	33,50,55,56	92 Ah	MTZ-49/H8	MTX-49/H8				
		2021-16	V8/4.4L	Aux Li-ion Only	N/A	45,56,60	10 Ah						
2021-16		V8/4.4L	Opt	47	33,50,55,56	60 Ah	MTZ-47/H5	MTX-47/H5					
BMW • 760i, 760Li													
2013-10		V12/6.0L	w/AGM, Option 1	49	18,33,50,54	900	MTZ-49/H8	MTX-49/H8					
2013-10		V12/6.0L	w/AGM, Option 2	49	18,33,50,54	850	MTZ-49/H8	MTX-49/H8					
2008-06		V12/6.0L		49	18,50	720	MTZ-49/H8	MTX-49/H8	MTP-49/H8	MT-49/H8	M-49/H8		
2005-03		V12/6.0L		49	18,50	900	MTZ-49/H8	MTX-49/H8					
2015	V12/6.0L		49	33,50,54,55,56	850	MTZ-49/H8	MTX-49/H8						
2014	V12/6.0L		49	18,33,54	900	MTZ-49/H8	MTX-49/H8						
2014	V12/6.0L	Opt	49	18,33,50,54,56	850	MTZ-49/H8	MTX-49/H8						
Lawn & Garden Césped y Jardín Jardin et Pelouse	BMW • 840i												
	2021-20	L6/3.0L	Aux Li-ion Only	N/A	45,56,60	10 Ah							
	2021-20	L6/3.0L	Opt	49	33,50,55,56	92 Ah	MTZ-49/H8	MTX-49/H8					
	2021-20	L6/3.0L	Opt	49	33,50,55,56	90 Ah	MTZ-49/H8	MTX-49/H8					
	2021-20	L6/3.0L		95R	33,50,55,56	105 Ah		MTX-95R/H9					
	BMW • 840i Gran Coupe												
	2021-20	L6/3.0L	Aux Li-ion Only	N/A	45,56,60	10 Ah							
	2021-20	L6/3.0L	Opt	47	33,50,55,56	60 Ah	MTZ-47/H5	MTX-47/H5					
2021-20	L6/3.0L	Opt	49	33,50,55,56	92 Ah	MTZ-49/H8	MTX-49/H8						
2021-20	L6/3.0L	Opt	49	33,50,55,56	90 Ah	MTZ-49/H8	MTX-49/H8						
2021-20	L6/3.0L		95R	33,50,55,56	105 Ah		MTX-95R/H9						
Powersports Vehículos Deportivos Sports Motorisés	BMW • 840i xDrive												
	2021-20	L6/3.0L	Aux Li-ion Only	N/A	45,56,60	10 Ah							
	2021-20	L6/3.0L	Opt	49	33,50,55,56	92 Ah	MTZ-49/H8	MTX-49/H8					
	2021-20	L6/3.0L	Opt	49	33,50,55,56	90 Ah	MTZ-49/H8	MTX-49/H8					
	2021-20	L6/3.0L		95R	33,50,55,56	105 Ah		MTX-95R/H9					
	BMW • 840i xDrive Gran Coupe												
	2021-20	L6/3.0L	Aux Li-ion Only	N/A	45,56,60								
2021-20	L6/3.0L	Opt	47	33,50,55,56		MTZ-47/H5	MTX-47/H5						
2021-20	L6/3.0L	Opt	49	33,50,55,56		MTZ-49/H8	MTX-49/H8						
2021-20	L6/3.0L	Opt	49	33,50,55,56		MTZ-49/H8	MTX-49/H8						
2021-20	L6/3.0L		95R	33,50,55,56			MTX-95R/H9						
Reference Referencia Référence	BMW • 850 Series												
	1997-95	V12/5.4L		93	50	800			MT-93/T8				
	1997-95	V12/5.4L	Opt	91	50	600			MT-91/T6				
	1995-94	V12/5.6L		93	50	800			MT-93/T8				

Model/Year	Engine	Options	Group Size	Rating (CCA/AH)	Platinum +	Platinum	Gold	Silver	M-Line	Other
					MTZ	MTX	MTP	MT	M	Alternate
BMW • 850 Series (continued)										
1995-94	V12/5.6L	Opt	91 ⁵⁰	600				MT-91/T6		
1994-93	V12/5.0L		93 ⁵⁰	800				MT-93/T8		
1994-93	V12/5.0L	Opt	91 ⁵⁰	600				MT-91/T6		
1992-91	V12/5.0L		93 ⁵⁰	800				MT-93/T8		
1992-91	V12/5.0L	Opt	91 ⁵⁰	600				MT-91/T6		
BMW • ActiveHybrid 3										
2015	L6/3.0L	Hybrid	94R ^{33,50,54,55,56}	800	MTZ-94R/H7	MTX-94R/H7				
2015	L6/3.0L	Hybrid, Opt	49 ^{33,50,54,55,56}	850	MTZ-49/H8	MTX-49/H8				
2014	L6/3.0L	Hybrid	94R ^{18,33,50,54,56}	800	MTZ-94R/H7	MTX-94R/H7				
2014	L6/3.0L	Hybrid, Opt	49 ^{18,33,50,54,56}	850	MTZ-49/H8	MTX-49/H8				
2013	L6/3.0L		94R ^{18,33,50,54}	800	MTZ-94R/H7	MTX-94R/H7				
2013	L6/3.0L	Opt	49 ^{18,33,50,54,56}	850	MTZ-49/H8	MTX-49/H8				
BMW • ActiveHybrid 5										
2016-15	L6/3.0L	Hybrid	49 ^{33,50,54,55,56}	850	MTZ-49/H8	MTX-49/H8				
2015-14	L6/3.0L	Hybrid, Opt	95R ^{33,50,54,55,56}	950		MTX-95R/H9				
2013-12	L6/3.0L	w/AGM	95R ^{18,33,50,54,56}	950		MTX-95R/H9				
2013-12	L6/3.0L	w/AGM, Option 2	49 ^{18,33,50,54,56}	850	MTZ-49/H8	MTX-49/H8				
2013-12	L6/3.0L	w/AGM, Option 3	49 ^{18,33,50,54,56}	900	MTZ-49/H8	MTX-49/H8				
2013-12	L6/3.0L	w/o AGM	94R ^{18,50,54,56}	800	MTZ-94R/H7	MTX-94R/H7	MTP-94R/H7			
2014	L6/3.0L	Hybrid	49 ^{18,33,50,54,56}	900	MTZ-49/H8	MTX-49/H8				
2014	L6/3.0L	Hybrid, Opt	49 ^{18,33,50,54,56}	850	MTZ-49/H8	MTX-49/H8				
BMW • ActiveHybrid 7										
2014-13	L6/3.0L	Hybrid, Opt	49 ^{18,33,50,54,56}	900	MTZ-49/H8	MTX-49/H8				
2015	L6/3.0L	Hybrid	49 ^{33,50,54,55,56}	850	MTZ-49/H8	MTX-49/H8				
2014	L6/3.0L	Hybrid	49 ^{18,33,50,54,56}	850	MTZ-49/H8	MTX-49/H8				
2013	L6/3.0L		94R ^{18,33,50,54}	800	MTZ-94R/H7	MTX-94R/H7				
2013	L6/3.0L	Opt	49 ^{18,33,50,54,56}	850	MTZ-49/H8	MTX-49/H8				
BMW • Alpina B6 Gran Coupe										
2016	V8/4.4L		95R ^{33,50,54,55,56}	950		MTX-95R/H9				
BMW • Alpina B6 xDrive Gran Coupe										
2018-15	V8/4.4L		95R ^{33,50,54,55,56}	950		MTX-95R/H9				
BMW • Alpina B7										
2021-20	V8/4.4L	Aux Li-ion Only	N/A ^{45,56,60}	10 Ah						
2021-20	V8/4.4L	Opt	95R ^{33,50,55,56}	105 Ah		MTX-95R/H9				
2021-20	V8/4.4L		49 ^{33,50,55,56}	92 Ah	MTZ-49/H8	MTX-49/H8				
2021-17	V8/4.4L	Opt	47 ^{33,50,55,56}	60 Ah	MTZ-47/H5	MTX-47/H5				
2019-17	V8/4.4L	Aux	400 ^{33,50,55,56}	12 Ah		MTX-AUX14				
2019-17	V8/4.4L	Opt	49 ^{33,50,55,56}	92 Ah	MTZ-49/H8	MTX-49/H8				
2019-17	V8/4.4L		95R ^{33,50,55,56}	105 Ah		MTX-95R/H9				
2013-11	V8/4.4L	w/AGM	49 ^{18,33,50,54}	850	MTZ-49/H8	MTX-49/H8				
2013-11	V8/4.4L	w/AGM, Opt	49 ^{18,33,50,54}	900	MTZ-49/H8	MTX-49/H8				
2008-07	V8/4.4L		49 ⁵⁰	720	MTZ-49/H8	MTX-49/H8	MTP-49/H8	MT-49/H8	M-49/H8	
2015	V8/4.4L		49 ^{33,50,54,55,56}	850	MTZ-49/H8	MTX-49/H8				
2014	V8/4.4L		49 ^{18,33,54}	900	MTZ-49/H8	MTX-49/H8				
2014	V8/4.4L	Opt	49 ^{18,33,50,54,56}	850	MTZ-49/H8	MTX-49/H8				
BMW • Alpina B7 xDrive										
2013-11	V8/4.4L	w/AGM	49 ^{18,33,50,54}	850	MTZ-49/H8	MTX-49/H8				
2013-11	V8/4.4L	w/AGM, Opt	49 ^{18,33,50,54}	900	MTZ-49/H8	MTX-49/H8				
2015	V8/4.4L		49 ^{33,50,54,55,56}	850	MTZ-49/H8	MTX-49/H8				
2014	V8/4.4L		49 ^{18,33,54}	900	MTZ-49/H8	MTX-49/H8				
2014	V8/4.4L	Opt	49 ^{18,33,50,54,56}	850	MTZ-49/H8	MTX-49/H8				
BMW • Alpina B7L										
2013-11	V8/4.4L	w/AGM	49 ^{18,33,50,54}	850	MTZ-49/H8	MTX-49/H8				
2013-11	V8/4.4L	w/AGM, Opt	49 ^{18,33,50,54}	900	MTZ-49/H8	MTX-49/H8				
2015	V8/4.4L		49 ^{33,50,54,55,56}	850	MTZ-49/H8	MTX-49/H8				
2014	V8/4.4L		49 ^{18,33,54}	900	MTZ-49/H8	MTX-49/H8				
2014	V8/4.4L	Opt	49 ^{18,33,50,54,56}	850	MTZ-49/H8	MTX-49/H8				
BMW • Alpina B7L xDrive										
2013-11	V8/4.4L	w/AGM	49 ^{18,33,50,54}	850	MTZ-49/H8	MTX-49/H8				
2013-11	V8/4.4L	w/AGM, Opt	49 ^{18,33,50,54}	900	MTZ-49/H8	MTX-49/H8				
2015	V8/4.4L		49 ^{33,50,54,55,56}	850	MTZ-49/H8	MTX-49/H8				
2014	V8/4.4L		49 ^{18,33,54}	900	MTZ-49/H8	MTX-49/H8				
2014	V8/4.4L	Opt	49 ^{18,33,50,54,56}	850	MTZ-49/H8	MTX-49/H8				
BMW • i3										
2021-14	L2/0.6L	Hybrid	N/A ⁴⁵	40 Ah						
2021-14	L2/0.6L	Hybrid, Opt	N/A ^{33,45}	20 Ah						
2020-14		Electric	N/A ⁴⁵	40 Ah						
2020-14		Electric, Opt	N/A ^{33,45}	20 Ah						

Automotive & Light Truck
Automotrices y Camiones Livianos
Automobile et Camionnette

Heavy-Duty Truck
Camiones Para Servicio Pesado
Poids Lourd

Agriculture
Agrícola
Agriculture

Industrial
Industrial
Industrial

Lawn & Garden
Césped y Jardín
Jardin et Pelouse

Powersports
Vehículos Deportivos
Sports Motorises

Reference
Referencia
Référence

	Model/Year	Engine	Options	Group Size	Rating (CCA/AH)	Platinum +	Platinum	Gold	Silver	M-Line	Other	
						MTZ	MTX	MTP	MT	M	Alternate	
Automotive & Light Truck Automotrices y Camiones Livianos Automobile et Camionnette	BMW • i3s											
	2021-18		Electric	N/A ⁴⁵	40 Ah							
	2021-18		Electric, Opt	N/A ^{33,45}	20 Ah							
	2021-18	L2/0.6L	Hybrid	N/A ⁴⁵	40 Ah							
	2021-18	L2/0.6L	Hybrid, Opt	N/A ^{33,45}	20 Ah							
Heavy-Duty Truck Camiones Para Servicio Pesado Poids Lourd	BMW • i8											
	2020-14	L3/1.5L	Hybrid	140R ^{33,45}	50 Ah							
	BMW • M2											
	2021-16	L6/3.0L		49 ^{33,50,55,56}	92 Ah	MTZ-49/H8	MTX-49/H8					
	BMW • M235i											
2016-14	L6/3.0L		94R ^{33,50,54,55,56}	800	MTZ-94R/H7	MTX-94R/H7						
2016	L6/3.0L	Conv or Opt	49 ^{33,50,54,55,56}	900	MTZ-49/H8	MTX-49/H8						
Agriculture Agrícola Agriculture	BMW • M235i xDrive											
	2016-15	L6/3.0L		94R ^{33,50,54,55,56}	800	MTZ-94R/H7	MTX-94R/H7					
	2016	L6/3.0L	Conv or Opt	49 ^{33,50,54,55,56}	900	MTZ-49/H8	MTX-49/H8					
	BMW • M235i xDrive Gran Coupe											
	2021-20	L4/2.0L	Opt	47 ^{33,50,55,56}	60 Ah	MTZ-47/H5	MTX-47/H5					
2021-20	L4/2.0L	Opt	94R ^{33,50,55,56}	80 Ah	MTZ-94R/H7	MTX-94R/H7						
2021-20	L4/2.0L	Opt	48 ^{50,55,56,59}	70 Ah		MTX-48/H6-EFB						
2021-20	L4/2.0L	Opt	94R ^{50,55,56,59}	80 Ah								
2021-20	L4/2.0L	Opt	48 ^{33,50,55,56}	70 Ah	MTZ-48/H6	MTX-48/H6						
Industrial Industriel Industriel	BMW • M240i											
	2021-17	L6/3.0L	Opt	94R ^{33,50,55,56}	80 Ah	MTZ-94R/H7	MTX-94R/H7					
	2021-17	L6/3.0L		49 ^{33,50,55,56}	92 Ah	MTZ-49/H8	MTX-49/H8					
	BMW • M240i xDrive											
	2021-17	L6/3.0L		49 ^{33,50,55,56}	92 Ah	MTZ-49/H8	MTX-49/H8					
Lawn & Garden Césped y Jardín Jardin et Pelouse	BMW • M3											
	2018-15	L6/3.0L	Li-ion only	N/A ^{45,57,60}	60 Ah							
	2013-08	V8/4.0L	w/AGM, Option 1	48 ^{18,33,50,54}	760		MTX-48/H6					
	2013-08	V8/4.0L	w/AGM, Option 2	49 ^{18,33,50,54,56}	900	MTZ-49/H8	MTX-49/H8					
	2013-08	V8/4.0L	w/AGM, Option 3	49 ^{18,33,50,54,56}	850	MTZ-49/H8	MTX-49/H8					
	2013-08	V8/4.0L	w/o AGM, Option 1	94R ^{18,50,54}	640	MTZ-94R/H7	MTX-94R/H7	MTP-94R/H7		M-94R/H7		
	2013-08	V8/4.0L	w/o AGM, Option 2	49 ^{18,50,54,56}	720	MTZ-49/H8	MTX-49/H8	MTP-49/H8	MT-49/H8	M-49/H8		
	2013-08	V8/4.0L	w/o AGM, Option 3	48 ^{18,50,54}	570	MTZ-48/H6	MTX-48/H6	MTP-48/H6	MT-48/H6	M-48/H6 ⁴⁸		
	2005-02	L6/3.2L		94R ⁵⁰	640	MTZ-94R/H7	MTX-94R/H7	MTP-94R/H7		M-94R/H7		
	1999-98	L6/3.2L		92 ^{34,50}	575				MT-92/T7			
	1999-96	L6/3.2L		92 ^{47,50}	75 Ah				MT-92/T7			
	1999-96	L6/3.2L		92 ⁵⁰	650				MT-92/T7			
	2021	L6/3.0L	Li-ion Only	N/A ^{45,56,60}	70 Ah							
	2006	L6/3.2L		48 ^{18,50}	570	MTZ-48/H6	MTX-48/H6	MTP-48/H6	MT-48/H6	M-48/H6 ⁴⁸		
	2001	L6/3.2L		94R ⁵⁰	765	MTZ-94R/H7	MTX-94R/H7	MTP-94R/H7				
1995	L6/3.0L		92 ^{47,50}	75 Ah				MT-92/T7				
1995	L6/3.0L		92 ⁵⁰	650				MT-92/T7				
1994	L6/3.0L		92 ⁵⁰	575				MT-92/T7				
Powersports Vehículos Deportivos Sports Motorisés	BMW • M340i											
	2021-20	L6/3.0L	Aux Li-ion Only	N/A ^{45,56,60}	10 Ah							
	2021-20	L6/3.0L	Opt	49 ^{33,50,55,56}	92 Ah	MTZ-49/H8	MTX-49/H8					
	2021-20	L6/3.0L	Opt	95R ^{33,50,55,56}	105 Ah		MTX-95R/H9					
	2021-20	L6/3.0L		94R ^{33,50,55,56}	80 Ah	MTZ-94R/H7	MTX-94R/H7					
Reference Referencia Référence	BMW • M4											
	2020-15	L6/3.0L	Li-ion only	N/A ^{45,57,60}	60 Ah							
	2021	L6/3.0L	Li-ion Only	N/A ^{45,56,60}	70 Ah							
	BMW • M5											
	2021-18	V8/4.4L	Li-ion Only	N/A ^{45,56,60}	69 Ah							
	2016-15	V8/4.4L		49 ^{33,50,54,55,56}	850	MTZ-49/H8	MTX-49/H8					
	2015-12	V8/4.4L	Opt	95R ^{33,50,54,55,56}	950		MTX-95R/H9					
	2014-12	V8/4.4L		49 ^{18,33,54}	900	MTZ-49/H8	MTX-49/H8					
	2014-12	V8/4.4L	Opt	49 ^{18,33,50,54,56}	850	MTZ-49/H8	MTX-49/H8					
	2010-06	V10/5.0L	w/AGM, Option 1	49 ^{18,33,50,54,56}	850	MTZ-49/H8	MTX-49/H8					
2010-06	V10/5.0L	w/o AGM, Opt	94R ^{18,50,54}	640	MTZ-94R/H7	MTX-94R/H7	MTP-94R/H7		M-94R/H7			
2010-06	V10/5.0L	w/o AGM, Option 1	49 ^{18,50,54,56}	720	MTZ-49/H8	MTX-49/H8	MTP-49/H8	MT-49/H8	M-49/H8			
2010-06	V10/5.0L	w/o AGM, Option 2	95R ^{18,50,54,56}	850		MTX-95R/H9	MTP-95R/H9					
2002-01	V8/5.0L		95R ⁵⁰	850		MTX-95R/H9	MTP-95R/H9					
1993-91	L6/3.6L		93 ⁵⁰	800				MT-93/T8				
2003	V8/5.0L		95R ⁵⁰	800		MTX-95R/H9	MTP-95R/H9					
2000	V8/5.0L		95R ⁵⁰	950		MTX-95R/H9	MTP-95R/H9					

Model/Year	Engine	Options	Group Size	Rating (CCA/AH)	Platinum +		Gold	Silver	M-Line	Other
					MTZ	MTX	MTP	MT	M	Alternate
BMW • M550i xDrive										
2021-18	V8/4.4L	Aux	140R ^{33,50,55,56}	50 Ah						
2021-18	V8/4.4L	Aux Li-ion Only	N/A ^{45,56,60}	10 Ah						
2021-18	V8/4.4L	Opt	95R ^{33,50,55,56}	105 Ah			MTX-95R/H9			
2021-18	V8/4.4L		49 ^{33,50,55,56}	92 Ah	MTZ-49/H8		MTX-49/H8			
2020-18	V8/4.4L	Aux	400 ^{33,50,55,56}	12 Ah			MTX-AUX14			
2020-18	V8/4.4L	Opt	47 ^{33,50,55,56}	60 Ah	MTZ-47/H5		MTX-47/H5			
BMW • M6										
2018-16	V8/4.4L		95R ^{33,50,54,55,56}	950			MTX-95R/H9			
2015-13	V8/4.4L	Opt	95R ^{33,50,54,55,56}	950			MTX-95R/H9			
2014-12	V8/4.4L	Opt	49 ^{18,33,50,54,56}	850	MTZ-49/H8		MTX-49/H8			
2013-12	V8/4.4L		49 ^{18,33,54}	900	MTZ-49/H8		MTX-49/H8			
2010-06	V10/5.0L	w/AGM, Option 1	49 ^{18,33,50,54}	900	MTZ-49/H8		MTX-49/H8			
2010-06	V10/5.0L	w/AGM, Option 2	49 ^{18,33,50,54}	850	MTZ-49/H8		MTX-49/H8			
2015	V8/4.4L		49 ^{33,50,54,55,56}	850	MTZ-49/H8		MTX-49/H8			
2014	V8/4.4L		49 ^{18,33,50,54,56}	900	MTZ-49/H8		MTX-49/H8			
2012	V8/4.4L	Opt	95R ^{50,54,55,56}	950			MTX-95R/H9	MTP-95R/H9		
BMW • M6 Gran Coupe										
2019-14	V8/4.4L		49 ^{18,33,50,54,56}	850	MTZ-49/H8		MTX-49/H8			
2019-14	V8/4.4L		95R ^{33,50,54,55,56}	950			MTX-95R/H9			
2019-14	V8/4.4L		49 ^{33,50,54,55,56}	850	MTZ-49/H8		MTX-49/H8			
2019-14	V8/4.4L	Opt	95R ^{33,50,54,55,56}	950			MTX-95R/H9			
BMW • M760i xDrive										
2021-17	V12/6.6L	Aux Li-ion Only	N/A ^{45,56,60}	10 Ah						
2021-17	V12/6.6L	Auxiliary	400 ^{33,50,55,56}	12 Ah			MTX-AUX14			
2021-17	V12/6.6L	Opt	95R ^{33,50,55,56}	105 Ah			MTX-95R/H9			
2021-17	V12/6.6L	Opt	47 ^{33,50,55,56}	60 Ah	MTZ-47/H5		MTX-47/H5			
2021-17	V12/6.6L		49 ^{33,50,55,56}	900	MTZ-49/H8		MTX-49/H8			
BMW • M8										
2021-20	V8/4.4L	Li-ion Only	N/A ^{45,56,60}	70 Ah						
BMW • M8 Gran Coupe										
2021-20	V8/4.4L	Li-ion Only	N/A ^{45,56,60}	70 Ah						
BMW • M850i xDrive										
2021-19	V8/4.4L	Aux Li-ion Only	N/A ^{45,56,60}	10 Ah						
2021-19	V8/4.4L	Opt	47 ^{33,50,55,56}	60 Ah	MTZ-47/H5		MTX-47/H5			
2021-19	V8/4.4L	Opt	95R ^{33,50,55,56}	105 Ah			MTX-95R/H9			
2021-19	V8/4.4L		49 ^{33,50,55,56}	92 Ah	MTZ-49/H8		MTX-49/H8			
BMW • M850i xDrive Gran Coupe										
2021-20	V8/4.4L	Aux Li-ion Only	N/A ^{45,56,60}	10 Ah						
2021-20	V8/4.4L	Opt	47 ^{33,50,55,56}	60 Ah	MTZ-47/H5		MTX-47/H5			
2021-20	V8/4.4L	Opt	95R ^{33,50,55,56}	105 Ah			MTX-95R/H9			
2021-20	V8/4.4L		49 ^{33,50,55,56}	92 Ah	MTZ-49/H8		MTX-49/H8			
BMW • X1										
2021-20	L4/2.0L	Opt	48 ^{50,55,56,59}	70 Ah			MTX-48/H6-EFB			
2021-20	L4/2.0L	Opt	94R ^{50,55,56,59}	80 Ah						
2021-20	L4/2.0L		94R ^{33,50,55,56}	80 Ah	MTZ-94R/H7		MTX-94R/H7			
2019-16	L4/2.0L	Opt	94R ^{33,50,54,55,56}	800	MTZ-94R/H7		MTX-94R/H7			
2019-16	L4/2.0L		48 ^{33,50,54,55,56}	760			MTX-48/H6			
2015-13	L6/3.0L		48 ^{50,54,55,56}	570	MTZ-48/H6		MTX-48/H6	MTP-48/H6	MT-48/H6	M-48/H6 ⁴⁸
2015-13	L6/3.0L	Opt	94R ^{18,33,50,54,56}	800	MTZ-94R/H7		MTX-94R/H7			
2015-13	L6/3.0L	Opt	94R ^{18,50,54,56}	640	MTZ-94R/H7		MTX-94R/H7	MTP-94R/H7		M-94R/H7
2015-12	L4/2.0L		48 ^{50,54,55,56}	570	MTZ-48/H6		MTX-48/H6	MTP-48/H6	MT-48/H6	M-48/H6 ⁴⁸
2015-12	L4/2.0L	Opt	48 ^{33,50,54,55,56}	760			MTX-48/H6			
2015-12	L4/2.0L	Opt	94R ^{33,50,54,55,56}	800	MTZ-94R/H7		MTX-94R/H7			
2015-12	L4/2.0L	Opt	94R ^{50,54,55,56}	640	MTZ-94R/H7		MTX-94R/H7	MTP-94R/H7		M-94R/H7
BMW • X2										
2021-18	L4/2.0L	Opt	94R ^{33,50,55,56}	80 Ah	MTZ-94R/H7		MTX-94R/H7			
2021-18	L4/2.0L	Opt	48 ^{50,55,56,59}	70 Ah			MTX-48/H6-EFB			
2021-18	L4/2.0L	Opt	94R ^{50,55,56,59}	80 Ah						
2021-18	L4/2.0L		48 ^{33,50,55,56}	70 Ah	MTZ-48/H6		MTX-48/H6			
BMW • X3										
2021-19	L4/2.0L	Opt	140R ^{33,50,55,56}	50 Ah						
2021-19	L4/2.0L	Opt	47 ^{33,50,55,56}	60 Ah	MTZ-47/H5		MTX-47/H5			
2021-19	L4/2.0L	Opt	94R ^{33,50,55,56}	80 Ah	MTZ-94R/H7		MTX-94R/H7			
2021-19	L4/2.0L		49 ^{33,50,55,56}	92 Ah	MTZ-49/H8		MTX-49/H8			
2021-19	L6/3.0L	Opt	140R ^{33,50,55,56}	50 Ah						
2021-19	L6/3.0L	Opt	47 ^{33,50,55,56}	60 Ah	MTZ-47/H5		MTX-47/H5			
2021-19	L6/3.0L	Opt	94R ^{33,50,55,56}	800	MTZ-94R/H7		MTX-94R/H7			
2021-19	L6/3.0L		49 ^{33,50,55,56}	92 Ah	MTZ-49/H8		MTX-49/H8			
2018-15	L4/2.0L	Opt	94R ^{33,50,54,55,56}	800	MTZ-94R/H7		MTX-94R/H7			
2018-11	L6/3.0L		49 ^{33,50,54,55,56}	850	MTZ-49/H8		MTX-49/H8			

Automotive & Light Truck
Automotrices y Camiones Livianos
Automobile et Camionette

Heavy-Duty Truck
Camiones Para Servicio Pesado
Poids Lourd

Agriculture
Agrícola
Agriculture

Industrial
Industrial
Industrial

Lawn & Garden
Césped y Jardín
Jardin et Pelouse

Powersports
Vehículos Deportivos
Sports Motorises

Reference
Referencia
Référence

	Model/ Year	Engine	Options	Group Size	Rating (CCA/AH)	Platinum +	Platinum	Gold	Silver	M-Line	Other	
						MTZ	MTX	MTP	MT	M	Alternate	
Automotive & Light Truck Automotrices y Camiones Livianos Automobile et Camionnette	BMW • X3 (continued)											
	2018-11	L6/3.0L	Opt	94R ^{33,50,54,55,56}	800	MTZ-94R/H7	MTX-94R/H7					
	2017-16	L4/2.0L		94R ^{33,50,54,55,56}	800	MTZ-94R/H7	MTX-94R/H7					
	2017-15	L4/2.0L	Dsl	94R ^{33,50,54,55,56}	800	MTZ-94R/H7	MTX-94R/H7					
	2017-15	L4/2.0L	Dsl, Opt	49 ^{33,50,54,55,56}	850	MTZ-49/H8	MTX-49/H8					
	2017-13	L4/2.0L	Opt	49 ^{33,50,54,55,56}	850	MTZ-49/H8	MTX-49/H8					
	2014-13	L4/2.0L		49 ^{18,33,50,54,56}	900	MTZ-49/H8	MTX-49/H8					
	2013-11	L6/3.0L	Opt	95R ^{50,54,55,56}	950		MTX-95R/H9	MTP-95R/H9				
	2011-04	L6/3.0L	w/AGM, Opt	49 ^{18,33,50,54,56}	900	MTZ-49/H8	MTX-49/H8					
	2010-04	L6/3.0L	w/o AGM, Opt	49 ^{18,50,54}	720	MTZ-49/H8	MTX-49/H8	MTP-49/H8	MT-49/H8	M-49/H8		
Heavy-Duty Truck Camiones Para Servicio Pesado Poids Lourd	2010-04	L6/3.0L	w/o AGM, Option 2	48 ^{18,50,54}	570	MTZ-48/H6	MTX-48/H6	MTP-48/H6	MT-48/H6	M-48/H6 ⁴⁸		
	2006-04	L6/2.5L		48 ^{18,50,56}	570	MTZ-48/H6	MTX-48/H6	MTP-48/H6	MT-48/H6	M-48/H6 ⁴⁸		
	2006-04	L6/2.5L	Opt	49 ^{33,50,54,55,56}	850	MTZ-49/H8	MTX-49/H8					
	2006-04	L6/2.5L	Opt	49 ^{33,50,54,55,56}	900	MTZ-49/H8	MTX-49/H8					
	2005-04	L6/2.5L	Opt	49 ^{18,50,56}	720	MTZ-49/H8	MTX-49/H8	MTP-49/H8	MT-49/H8	M-49/H8		
	2018	L4/2.0L		49 ^{33,50,54,55,56}	850	MTZ-49/H8	MTX-49/H8					
	2015	L4/2.0L	Opt	95R ^{33,50,54,55,56}	950		MTX-95R/H9					
	2014	L4/2.0L	Opt	94R ^{18,33,50,54,56}	800	MTZ-94R/H7	MTX-94R/H7					
	2013	L4/2.0L	Opt	95R ^{50,54,55,56}	950		MTX-95R/H9	MTP-95R/H9				
	Agriculture Agrícola Agriculture	2013	L4/2.0L	Option 2	94R ^{18,33,50,54,56}	800	MTZ-94R/H7	MTX-94R/H7				
2006		L6/2.5L	Opt	49 ^{50,54,55,56}	720	MTZ-49/H8	MTX-49/H8	MTP-49/H8	MT-49/H8	M-49/H8		
BMW • X4												
2021-19		L4/2.0L	Opt	140R ^{33,50,55,56}								
2021-19		L4/2.0L	Opt	95R ^{33,50,55,56}			MTX-95R/H9					
2021-19		L4/2.0L		49 ^{33,50,55,56}		MTZ-49/H8	MTX-49/H8					
2021-19		L6/3.0L	Opt	140R ^{33,50,55,56}								
2021-19		L6/3.0L	Opt	95R ^{33,50,55,56}			MTX-95R/H9					
2021-19		L6/3.0L		49 ^{33,50,55,56}		MTZ-49/H8	MTX-49/H8					
2018-15		L4/2.0L		49 ^{33,50,54,55,56}	850	MTZ-49/H8	MTX-49/H8					
Industrial Industriel Industriel	2018-15	L4/2.0L	Opt	94R ^{33,50,54,55,56}	800	MTZ-94R/H7	MTX-94R/H7					
	2018-15	L6/3.0L		49 ^{33,50,54,55,56}	850	MTZ-49/H8	MTX-49/H8					
	2018-15	L6/3.0L	Opt	94R ^{33,50,54,55,56}	800	MTZ-94R/H7	MTX-94R/H7					
	BMW • X5											
	2021-19	L6/3.0L	Aux Li-ion Only	N/A ^{45,56,60}	10 Ah							
	2021-19	L6/3.0L	Opt	140R ^{33,50,55,56}	50 Ah							
	2021-19	L6/3.0L	Opt	47 ^{33,50,55,56}	60 Ah	MTZ-47/H5	MTX-47/H5					
	2021-19	L6/3.0L	Opt	49 ^{33,50,55,56}	92 Ah	MTZ-49/H8	MTX-49/H8					
	2021-19	L6/3.0L		94R ^{33,50,55,56}	80 Ah	MTZ-94R/H7	MTX-94R/H7					
	2021-19	V8/4.4L	Aux Li-ion Only	N/A ^{45,56,60}	10 Ah							
2021-19	V8/4.4L	Opt	140R ^{33,50,55,56}	50 Ah								
2021-19	V8/4.4L	Opt	47 ^{33,50,55,56}	60 Ah	MTZ-47/H5	MTX-47/H5						
Lawn & Garden Césped y Jardín Jardin et Pelouse	2021-19	V8/4.4L	Opt	49 ^{33,50,55,56}	92 Ah	MTZ-49/H8	MTX-49/H8					
	2021-19	V8/4.4L		94R ^{33,50,55,56}	80 Ah	MTZ-94R/H7	MTX-94R/H7					
	2018-16	L4/2.0L	Hybrid	95R ^{33,50,54,55,56}	950		MTX-95R/H9					
	2018-16	L4/2.0L	Hybrid, Aux Battery	N/A ^{33,45,50}	50 Ah							
	2018-16	L4/2.0L	Hybrid, Opt	49 ^{33,50,54,55,56}	900	MTZ-49/H8	MTX-49/H8					
	2018-14	L6/3.0L	Aux, Dsl	N/A ^{33,45,50}	50 Ah							
	2018-14	L6/3.0L	Dsl	95R ^{33,50,54,55,56}	950		MTX-95R/H9					
	2018-14	L6/3.0L	Gas	95R ^{33,50,54,55,56}	950		MTX-95R/H9					
	2018-14	L6/3.0L	Gas, Aux Battery	N/A ^{33,45,50}	50 Ah							
	2018-14	L6/3.0L	Gas, Opt	49 ^{33,50,54,55,56}	900	MTZ-49/H8	MTX-49/H8					
Powersports Vehiculos Deportivos Sports Motorisés	2018-14	V8/4.4L		95R ^{33,50,54,55,56}	950		MTX-95R/H9					
	2018-14	V8/4.4L	Aux Battery	N/A ^{33,45,50}	50 Ah							
	2018-11	L6/3.0L	Dsl, Opt	49 ^{33,50,54,55,56}	900	MTZ-49/H8	MTX-49/H8					
	2017-14	V8/4.4L	Opt	49 ^{33,50,54,55,56}	900	MTZ-49/H8	MTX-49/H8					
	2013-11	L6/3.0L	Dsl, Opt	49 ^{33,50,54,55,56}	850	MTZ-49/H8	MTX-49/H8					
	2012-11	L6/3.0L	Dsl, w/o AGM Option	48 ^{18,50,54}	570	MTZ-48/H6	MTX-48/H6	MTP-48/H6	MT-48/H6	M-48/H6 ⁴⁸		
	2012-11	L6/3.0L	Gas, w/o AGM, Opt 1	48 ^{18,50,54}	570	MTZ-48/H6	MTX-48/H6	MTP-48/H6	MT-48/H6	M-48/H6 ⁴⁸		
	2012-11	L6/3.0L	Gas, w/o AGM, Opt 2	95R ^{18,50,54}	950		MTX-95R/H9	MTP-95R/H9				
	2012-11	V8/4.4L	w/o AGM, Option 2	95R ^{18,50,54}	950		MTX-95R/H9	MTP-95R/H9				
	2012-10	V8/4.4L	w/AGM, Option 1	49 ^{18,33,50,56}	850	MTZ-49/H8	MTX-49/H8					
Reference Referencia Référence	2012-10	V8/4.4L	w/AGM, Option 2	49 ^{18,33,50,56}	900	MTZ-49/H8	MTX-49/H8					
	2012-09	L6/3.0L	Dsl	95R ^{18,50,54}	950		MTX-95R/H9	MTP-95R/H9				
	2012-09	L6/3.0L	w/AGM, Option 1	49 ^{18,33,50,54,56}	900	MTZ-49/H8	MTX-49/H8					
	2012-09	L6/3.0L	w/AGM, Option 2	49 ^{18,33,50,56}	850	MTZ-49/H8	MTX-49/H8					
	2010-09	L6/3.0L	Option 1	49 ^{18,33,50,56}	850	MTZ-49/H8	MTX-49/H8					
	2010-09	L6/3.0L	Option 2	49 ^{18,33,50,56}	900	MTZ-49/H8	MTX-49/H8					
	2010-07	V8/4.8L	w/AGM, Option 1	49 ^{18,33,50,54,56}	900	MTZ-49/H8	MTX-49/H8					
	2010-07	V8/4.8L	w/AGM, Option 2	49 ^{18,33,50,56}	850	MTZ-49/H8	MTX-49/H8					
	2008-07	L6/3.0L	w/AGM, Option 1	49 ^{18,33,50,54,56}	850	MTZ-49/H8	MTX-49/H8					
	2008-07	L6/3.0L	w/AGM, Option 2	49 ^{18,33,50,54,56}	900	MTZ-49/H8	MTX-49/H8					
2006-04	V8/4.4L		49 ^{18,50}	720	MTZ-49/H8	MTX-49/H8	MTP-49/H8	MT-49/H8	M-49/H8			

Model/ Year	Engine	Options	Group Size	Rating (CCA/AH)	Platinum +		Gold	Silver	M-Line	Other
					MTZ	MTX	MTP	MT	M	Alternate
BMW • X5 (continued)										
2006-04	V8/4.8L		49 ^{18,50,54}	720	MTZ-49/H8	MTX-49/H8	MTP-49/H8	MT-49/H8	M-49/H8	
2006-04	V8/4.8L	Opt	94R ^{18,50,54}	640	MTZ-94R/H7	MTX-94R/H7	MTP-94R/H7		M-94R/H7	
2006-01	L6/3.0L	Opt	94R ^{50,54,55,56}	640	MTZ-94R/H7	MTX-94R/H7	MTP-94R/H7		M-94R/H7	
2006-00	V8/4.4L	Opt	94R ^{50,54,55,56}	640	MTZ-94R/H7	MTX-94R/H7	MTP-94R/H7		M-94R/H7	
2005-02	L6/3.0L		94R ⁵⁰	640	MTZ-94R/H7	MTX-94R/H7	MTP-94R/H7		M-94R/H7	
2005-01	L6/3.0L		49 ^{50,54,55,56}	720	MTZ-49/H8	MTX-49/H8	MTP-49/H8	MT-49/H8	M-49/H8	
2003-02	V8/4.6L		49 ⁵⁰	740	MTZ-49/H8	MTX-49/H8	MTP-49/H8 ⁴⁸	MT-49/H8	M-49/H8	
2003-02	V8/4.6L		49 ^{50,54,55,56}	720	MTZ-49/H8	MTX-49/H8	MTP-49/H8	MT-49/H8	M-49/H8	
2003-02	V8/4.6L	Opt	94R ^{50,54,55,56}	640	MTZ-94R/H7	MTX-94R/H7	MTP-94R/H7		M-94R/H7	
2003-00	V8/4.4L		49 ^{50,54,55,56}	720	MTZ-49/H8	MTX-49/H8	MTP-49/H8	MT-49/H8	M-49/H8	
2001-00	V8/4.4L		49 ⁵⁰	760	MTZ-49/H8	MTX-49/H8	MTP-49/H8 ⁴⁸	MT-49/H8	M-49/H8	
2018	V8/4.4L		49 ^{33,50,54,55,56}	900	MTZ-49/H8	MTX-49/H8				
2017	L6/3.0L	US, Gas	95R ^{33,50,54,55,56}	950		MTX-95R/H9				
2013	L6/3.0L	Dsl	48 ^{50,54,55,56}	570	MTZ-48/H6	MTX-48/H6	MTP-48/H6	MT-48/H6	M-48/H6 ⁴⁸	
2013	L6/3.0L	Dsl, Opt	49 ^{18,33,50,54,56}	900	MTZ-49/H8	MTX-49/H8				
2013	L6/3.0L	Gas	49 ^{18,33,50,54,56}	900	MTZ-49/H8	MTX-49/H8				
2013	L6/3.0L	Gas, Opt	49 ^{18,33,50,54,56}	850	MTZ-49/H8	MTX-49/H8				
2013	L6/3.0L	Opt	48 ^{18,54}	570	MTZ-48/H6	MTX-48/H6	MTP-48/H6	MT-48/H6	M-48/H6 ⁴⁸	
2013	V8/4.4L		48 ^{18,50,54,56}	570	MTZ-48/H6	MTX-48/H6	MTP-48/H6	MT-48/H6	M-48/H6 ⁴⁸	
2013	V8/4.4L	Opt 1	49 ^{18,33,50,54,56}	900	MTZ-49/H8	MTX-49/H8				
2013	V8/4.4L	Opt 2	49 ^{18,33,50,54,56}	850	MTZ-49/H8	MTX-49/H8				
2012	V8/4.4L	w/o AGM, Option 1	48 ^{18,50,54}	570	MTZ-48/H6	MTX-48/H6	MTP-48/H6	MT-48/H6	M-48/H6 ⁴⁸	
2011	V8/4.4L		48 ^{33,50,54,55}	570	MTZ-48/H6	MTX-48/H6				
2011	V8/4.4L	w/AGM, Option 4	48 ^{18,33,50,54}	750		MTX-48/H6				
2010	L6/3.0L	Dsl, Opt	48 ^{18,54}	570	MTZ-48/H6	MTX-48/H6	MTP-48/H6	MT-48/H6	M-48/H6 ⁴⁸	
2010	V8/4.4L	w/AGM, Option 3	48 ^{18,33,50,54}	570	MTZ-48/H6	MTX-48/H6				
2009	L6/3.0L	Dsl, Opt	48 ¹⁸	570	MTZ-48/H6	MTX-48/H6	MTP-48/H6	MT-48/H6	M-48/H6 ⁴⁸	
2006	L6/3.0L		49 ^{18,50,54}	720	MTZ-49/H8	MTX-49/H8	MTP-49/H8	MT-49/H8	M-49/H8	
2005	V8/4.4L	Opt	49 ^{18,33,50,54}	720	MTZ-49/H8	MTX-49/H8				
2003	V8/4.4L		49 ⁵⁰	740	MTZ-49/H8	MTX-49/H8	MTP-49/H8 ⁴⁸	MT-49/H8	M-49/H8	
2002	L6/3.0L	Opt	49 ⁵⁰	720	MTZ-49/H8	MTX-49/H8	MTP-49/H8	MT-49/H8	M-49/H8	
2002	V8/4.4L		49 ⁵⁰	720	MTZ-49/H8	MTX-49/H8	MTP-49/H8	MT-49/H8	M-49/H8	
2002	V8/4.6L		49 ⁵⁰	720	MTZ-49/H8	MTX-49/H8	MTP-49/H8	MT-49/H8	M-49/H8	
2001	L6/3.0L		94R ⁵⁰	765	MTZ-94R/H7	MTX-94R/H7	MTP-94R/H7			
BMW • X6										
2021-20	L6/3.0L	Aux Li-ion Only	N/A ^{45,56,60}	10 Ah						
2021-20	L6/3.0L	Opt	47 ^{33,50,55,56}	60 Ah	MTZ-47/H5	MTX-47/H5				
2021-20	L6/3.0L	Opt	95R ^{33,50,55,56}	105 Ah		MTX-95R/H9				
2021-20	L6/3.0L		49 ^{33,50,55,56}	92 Ah	MTZ-49/H8	MTX-49/H8				
2021-20	V8/4.4L	Aux Li-ion Only	N/A ^{45,56,60}	10 Ah						
2021-20	V8/4.4L	Opt	47 ^{33,50,55,56}	60 Ah	MTZ-47/H5	MTX-47/H5				
2021-20	V8/4.4L	Opt	95R ^{33,50,55,56}	105 Ah		MTX-95R/H9				
2021-20	V8/4.4L		49 ^{33,50,55,56}	92 Ah	MTZ-49/H8	MTX-49/H8				
2019-15	L6/3.0L		49 ^{33,50,54,55,56}	900	MTZ-49/H8	MTX-49/H8				
2019-15	L6/3.0L	Aux Battery	N/A ^{33,45,50}	50 Ah						
2019-15	V8/4.4L		49 ^{33,50,54,55,56}	900	MTZ-49/H8	MTX-49/H8				
2019-15	V8/4.4L	Aux Battery	N/A ^{33,45,50}	50 Ah						
2014-13	L6/3.0L		49 ^{18,33,50,54,56}	900	MTZ-49/H8	MTX-49/H8				
2014-13	L6/3.0L		48 ^{18,50,54,56}	570	MTZ-48/H6	MTX-48/H6	MTP-48/H6	MT-48/H6	M-48/H6 ⁴⁸	
2014-13	L6/3.0L	Opt	49 ^{18,33,50,54,56}	850	MTZ-49/H8	MTX-49/H8				
2014-13	V8/4.4L		49 ^{18,33,50,54,56}	900	MTZ-49/H8	MTX-49/H8				
2014-13	V8/4.4L		48 ^{18,50,54,56}	570	MTZ-48/H6	MTX-48/H6	MTP-48/H6	MT-48/H6	M-48/H6 ⁴⁸	
2014-13	V8/4.4L	Opt	49 ^{18,33,50,54,56}	850	MTZ-49/H8	MTX-49/H8				
2014-13	V8/4.4L	Opt	48 ^{18,50,54,56}	570	MTZ-48/H6	MTX-48/H6	MTP-48/H6	MT-48/H6	M-48/H6 ⁴⁸	
2012-11	V8/4.4L		95R ^{18,50,54}	950		MTX-95R/H9	MTP-95R/H9			
2012-09	V8/4.4L	w/AGM	49 ^{18,33,50}	850	MTZ-49/H8	MTX-49/H8				
2012-08	L6/3.0L		95R ^{18,50,54}	950		MTX-95R/H9	MTP-95R/H9			
2012-08	L6/3.0L	w/AGM	48 ^{18,33,50,54}	570	MTZ-48/H6	MTX-48/H6				
2012-08	V8/4.4L	Opt	48 ^{18,50,54}	570	MTZ-48/H6	MTX-48/H6	MTP-48/H6	MT-48/H6	M-48/H6 ⁴⁸	
2011-10	V8/4.4L	Hybrid	48 ^{18,33,54}	760		MTX-48/H6				
2010-09	V8/4.4L	w/AGM	49 ^{18,33,50}	900	MTZ-49/H8	MTX-49/H8				
2010-08	L6/3.0L	Option 1	49 ^{18,33,50,54,56}	850	MTZ-49/H8	MTX-49/H8				
2010-08	L6/3.0L	Option 2	49 ^{18,33,50,54,56}	900	MTZ-49/H8	MTX-49/H8				
2010-08	V8/4.4L	Option 1	49 ^{18,33,50,54,56}	850	MTZ-49/H8	MTX-49/H8				
2010-08	V8/4.4L	Option 2	49 ^{18,33,50,54,56}	900	MTZ-49/H8	MTX-49/H8				
2012	L6/3.0L	w/AGM	49 ^{18,33,50}	850	MTZ-49/H8	MTX-49/H8				
2012	V8/4.4L	w/AGM	95R ^{18,33,50}	950		MTX-95R/H9				
2011	L6/3.0L	Opt	49 ^{18,33,50}	850	MTZ-49/H8	MTX-49/H8				
BMW • X7										
2021-19	L6/3.0L	Aux Li-ion Only	N/A ^{45,56,60}	10 Ah						
2021-19	L6/3.0L	Opt	47 ^{33,50,55,56}	60 Ah	MTZ-47/H5	MTX-47/H5				

	Model/ Year	Engine	Options	Group Size	Rating (CCA/AH)	Platinum +	Platinum	Gold	Silver	M-Line	Other		
						MTZ	MTX	MTP	MT	M	Alternate		
Automotive & Light Truck Automotrices y Camiones Livianos Automobile et Camionnette	BMW • X7 (continued)												
	2021-19	L6/3.0L	Opt	95R ^{33,50,55,56}	105 Ah		MTX-95R/H9						
	2021-19	L6/3.0L		49 ^{33,50,55,56}	92 Ah	MTZ-49/H8	MTX-49/H8						
	2021-19	V8/4.4L	Aux Li-ion Only	N/A ^{45,56,60}	10 Ah								
	2021-19	V8/4.4L	Opt	47 ^{33,50,55,56}	60 Ah	MTZ-47/H5	MTX-47/H5						
	2021-19	V8/4.4L	Opt	95R ^{33,50,55,56}	105 Ah		MTX-95R/H9						
2021-19	V8/4.4L		49 ^{33,50,55,56}	92 Ah	MTZ-49/H8	MTX-49/H8							
Heavy-Duty Truck Camiones Para Servicio Pesado Poids Lourds	BMW • Z3												
	2001-99	L6/2.5L		48 ⁵⁰	650	MTZ-48/H6	MTX-48/H6	MTP-48/H6					
	2001-98	L6/3.2L		48 ⁵⁰	650	MTZ-48/H6	MTX-48/H6	MTP-48/H6					
	2000-97	L6/2.8L		48 ⁵⁰	650	MTZ-48/H6	MTX-48/H6	MTP-48/H6					
	1998-96	L4/1.9L		48 ⁵⁰	650	MTZ-48/H6	MTX-48/H6	MTP-48/H6					
	2002	L6/2.5L		48 ⁵⁰	570	MTZ-48/H6	MTX-48/H6	MTP-48/H6	MT-48/H6	M-48/H6 ⁴⁸			
	2002	L6/3.0L		48 ⁵⁰	570	MTZ-48/H6	MTX-48/H6	MTP-48/H6	MT-48/H6	M-48/H6 ⁴⁸			
	2002	L6/3.2L		48 ⁵⁰	570	MTZ-48/H6	MTX-48/H6	MTP-48/H6					
	2001	L6/3.0L		48 ⁵⁰	650	MTZ-48/H6	MTX-48/H6	MTP-48/H6					
	Agriculture Agrícola Agriculture	BMW • Z4											
2021-20		L6/3.0L	Aux Li-ion Only	N/A ^{45,56,60}	10 Ah								
2021-20		L6/3.0L	Opt	95R ^{33,50,55,56}	105 Ah		MTX-95R/H9						
2021-20		L6/3.0L		49 ^{33,50,55,56}	92 Ah	MTZ-49/H8	MTX-49/H8						
2021-19		L4/2.0L	Aux Li-ion Only	N/A ^{45,56,60}	10 Ah								
2021-19		L4/2.0L	Opt	95R ^{33,50,55,56}	105 Ah		MTX-95R/H9						
2021-19		L4/2.0L		49 ^{33,50,55,56}	92 Ah	MTZ-49/H8	MTX-49/H8						
2016-12		L4/2.0L		48 ^{33,50,54,55,56}	760		MTX-48/H6						
2016-12		L4/2.0L	Opt	94R ^{33,50,54,55,56}	800	MTZ-94R/H7	MTX-94R/H7						
2016-09		L6/3.0L		48 ^{33,50,54,55,56}	760		MTX-48/H6						
2016-09		L6/3.0L	Opt	94R ^{33,50,54,55,56}	800	MTZ-94R/H7	MTX-94R/H7						
2008-06		L6/3.0L		47 ^{50,54,55,56}	480	MTZ-47/H5	MTX-47/H5		MT-47/H5	M-47/H5			
2008-06		L6/3.0L	Opt	48 ^{18,50,54,56}	570	MTZ-48/H6	MTX-48/H6	MTP-48/H6	MT-48/H6	M-48/H6 ⁴⁸			
Industrial Industriel Industriel		2008-06	L6/3.0L	Opt	94R ^{18,50,54,56}	640	MTZ-94R/H7	MTX-94R/H7	MTP-94R/H7			M-94R/H7	
	2008-06	L6/3.2L		47 ^{18,50}	480	MTZ-47/H5	MTX-47/H5		MT-47/H5	M-47/H5			
	2005-04	L6/2.5L		47 ⁵⁰	480	MTZ-47/H5	MTX-47/H5		MT-47/H5	M-47/H5			
	2005-04	L6/2.5L	HD, Telematics	94R ⁵⁰	640	MTZ-94R/H7	MTX-94R/H7	MTP-94R/H7			M-94R/H7		
	2005-04	L6/2.5L	Opt	48 ⁵⁰	570	MTZ-48/H6	MTX-48/H6	MTP-48/H6	MT-48/H6	M-48/H6 ⁴⁸			
	2005-04	L6/3.0L		47 ⁵⁰	480	MTZ-47/H5	MTX-47/H5		MT-47/H5	M-47/H5			
	2005-04	L6/3.0L	Opt	48 ⁵⁰	570	MTZ-48/H6	MTX-48/H6	MTP-48/H6	MT-48/H6	M-48/H6 ⁴⁸			
	2005-03	L6/3.0L	HD, Telematics	94R ⁵⁰	640	MTZ-94R/H7	MTX-94R/H7	MTP-94R/H7			M-94R/H7		
	2003	L6/2.5L		48 ⁵⁰	570	MTZ-48/H6	MTX-48/H6	MTP-48/H6	MT-48/H6	M-48/H6 ⁴⁸			
	2003	L6/3.0L		48 ⁵⁰	570	MTZ-48/H6	MTX-48/H6	MTP-48/H6	MT-48/H6	M-48/H6			
	Lawn & Garden Césped y Jardín Jardin et Pelouse	BMW • Z8											
		2001-00	V8/5.0L		49 ⁵⁰	760	MTZ-49/H8	MTX-49/H8	MTP-49/H8 ⁴⁸	MT-49/H8	M-49/H8		
		2003	V8/4.8L		49 ⁵⁰	740	MTZ-49/H8	MTX-49/H8	MTP-49/H8 ⁴⁸	MT-49/H8	M-49/H8		
		2002	V8/5.0L		49 ⁵⁰	720	MTZ-49/H8	MTX-49/H8	MTP-49/H8	MT-49/H8	M-49/H8		
Buick • Allure													
2009-05		V6/3.8L		34	750	MTZ-34	MTX-34	MTP-34					
2008-05		V6/3.6L		34	680	MTZ-34	MTX-34	MTP-34	MT-34	M-34HC			
2010		V6/3.0L		48	615	MTZ-48/H6	MTX-48/H6	MTP-48/H6	MT-48/H6				
2010	V6/3.6L		48	615	MTZ-48/H6	MTX-48/H6	MTP-48/H6	MT-48/H6					
2009	V8/5.3L		85	625				MT-85					
2008	V8/5.3L		85	590				MT-85					
Powersports Vehículos Deportivos Sports Motorisés	Buick • Cascada												
	2019-17	L4/1.6L		94R ^{33,50}	730	MTZ-94R/H7	MTX-94R/H7						
	2016	L4/1.6L		94R ³³	800	MTZ-94R/H7	MTX-94R/H7						
	Buick • Century												
	2005-97	V6/3.1L		78	600	MTZ-78	MTX-78	MTP-78	MT-78	M-78	MTP-78DT		
	1996-94	V6/3.1L		75	525	MTZ-75DT		MTP-75	MT-75	M-75	MTP-75DT		
	1996-93	L4/2.2L		75	525	MTZ-75DT		MTP-75	MT-75	M-75	MTP-75DT		
	1993-89	V6/3.3L		75	630	MTZ-75DT		MTP-75	MT-75		MTP-75DT		
	1992-85	L4/2.5L		75	630	MTZ-75DT		MTP-75	MT-75		MTP-75DT		
	Buick • Commercial Chassis												
1996-92	V8/5.7L		78	690	MTZ-78	MTX-78	MTP-78	MT-78	M-78	MTP-78DT			
1991	V8/5.0L		78	690	MTZ-78	MTX-78	MTP-78	MT-78	M-78	MTP-78DT			
Reference Referencia Référence	Buick • Electra												
	1990-85	V6/3.8L		75	630	MTZ-75DT		MTP-75	MT-75		MTP-75DT		
	1990	V6/3.8L	Opt	78	730	MTZ-78	MTX-78	MTP-78	MT-78 ⁴⁸	M-78 ⁴⁸	MTP-78DT		
	Buick • Enclave												
	2023-18	V6/3.6L		94R ^{33,50}	730	MTZ-94R/H7	MTX-94R/H7						
2017-10	V6/3.6L		48 ⁵⁰	660	MTZ-48/H6	MTX-48/H6	MTP-48/H6						
2009-08	V6/3.6L		48 ⁵⁰	730	MTZ-48/H6	MTX-48/H6	MTP-48/H6						
Buick • Encore													
2023-20	L4/1.4L		47	525	MTZ-47/H5	MTX-47/H5		MT-47/H5	M-47/H5				

Model/Year	Engine	Options	Group Size	Rating (CCA/AH)	Platinum +		Gold	Silver	M-Line	Other
					MTZ	MTX	MTP	MT	M	Alternate
Buick • Encore (continued)										
2019-16	L4/1.4L	w/o Start-Stop	47	525	MTZ-47/H5	MTX-47/H5		MT-47/H5	M-47/H5	
2019-16	L4/1.4L	w/Start-Stop	48 ³³	700	MTZ-48/H6	MTX-48/H6				
2015-13	L4/1.4L		47 ⁵⁰	525	MTZ-47/H5	MTX-47/H5		MT-47/H5	M-47/H5	
Buick • Encore GX										
2023-20	L3/1.2L		48 ^{33,50}	760		MTX-48/H6				
2023-20	L3/1.3L		48 ^{33,50}	760		MTX-48/H6				
Buick • Envision										
2023-16	L4/2.0L	Start-Stop	94R ^{33,50}	720	MTZ-94R/H7	MTX-94R/H7				
2020-17	L4/2.5L	Start-Stop	94R ^{33,50}	720	MTZ-94R/H7	MTX-94R/H7				
Buick • Gran Sport										
1966-65	V8/6.6L		24	440	MTZ-34 ¹		MTP-24	MT-24	M-24HC	MTP-78DT ^{1B}
1967	V8/6.6L		24	350	MTZ-34 ¹		MTP-24	MT-24	M-24HC	MTP-78DT ^{1B}
Buick • GS 350										
1969-68	V8/5.7L		24	440	MTZ-34 ¹		MTP-24	MT-24	M-24HC	MTP-78DT ^{1B}
Buick • GS 400										
1969-68	V8/6.6L		24	440	MTZ-34 ¹		MTP-24	MT-24	M-24HC	M-24
Buick • LaCrosse										
2019-18	L4/2.5L	Hybrid	48	615	MTZ-48/H6	MTX-48/H6	MTP-48/H6	MT-48/H6		
2019-18	V6/3.6L		94R ³³	850	MTZ-94R/H7	MTX-94R/H7				
2016-12	L4/2.4L	Hybrid	47	525	MTZ-47/H5	MTX-47/H5		MT-47/H5	M-47/H5	
2016-10	V6/3.6L		48	615	MTZ-48/H6	MTX-48/H6	MTP-48/H6	MT-48/H6		
2011-10	L4/2.4L		48	615	MTZ-48/H6	MTX-48/H6	MTP-48/H6	MT-48/H6		
2009-08	V6/3.8L		34 ³³	720	MTZ-34	MTX-34				
2009-08	V8/5.3L		85	590				MT-85		
2017	V6/3.6L		94R ³³	730	MTZ-94R/H7	MTX-94R/H7				
2010	V6/3.0L		48 ⁵⁰	615	MTZ-48/H6	MTX-48/H6	MTP-48/H6	MT-48/H6		
2008	V6/3.6L		34 ³³	720	MTZ-34	MTX-34				
2007	V6/3.6L		34 ³³	750	MTZ-34	MTX-34 ⁴⁸				
2007	V6/3.8L		34	750	MTZ-34	MTX-34	MTP-34			
2006	V6/3.6L		34	690	MTZ-34	MTX-34	MTP-34	MT-34		
2006	V6/3.8L		34	690	MTZ-34	MTX-34	MTP-34	MT-34		
2005	V6/3.6L		34 ³³	680	MTZ-34	MTX-34				
2005	V6/3.8L		34	680	MTZ-34	MTX-34	MTP-34	MT-34	M-34HC	
Buick • LeSabre										
2005-00	V6/3.8L		100 ⁵⁰	770						MTP-78
1999-95	V6/3.8L		78	690	MTZ-78	MTX-78	MTP-78	MT-78	M-78	MTP-78DT
1997-94	V6/3.8L	Opt	78	770	MTZ-78		MTP-78			MTP-78DT
1994-86	V6/3.8L		75	630	MTZ-75DT		MTP-75	MT-75		MTP-75DT
1993-91	V6/3.8L	HD or w/HWS	78	770	MTZ-78		MTP-78			MTP-78DT
1990-86	V8/5.0L		75	630	MTZ-75DT		MTP-75	MT-75		MTP-75DT
1990	V8/5.0L	Opt	78	730	MTZ-78	MTX-78	MTP-78	MT-78 ⁴⁸	M-78 ⁴⁸	MTP-78DT
Buick • Lucerne										
2011-09	V6/3.9L		94R ⁵⁰	720	MTZ-94R/H7	MTX-94R/H7	MTP-94R/H7		M-94R/H7	
2011-09	V8/4.6L		94R ⁵⁰	720	MTZ-94R/H7	MTX-94R/H7	MTP-94R/H7		M-94R/H7	
2007-06	V6/3.8L		79 ⁵⁰	800				MT-79		
2007-06	V8/4.6L		79 ⁵⁰	800				MT-79		
2008	V6/3.8L		48 ⁵⁰	730	MTZ-48/H6	MTX-48/H6	MTP-48/H6			
2008	V8/4.6L		48 ⁵⁰	730	MTZ-48/H6	MTX-48/H6	MTP-48/H6			
Buick • Park Avenue										
2005-03	V6/3.8L		34	690	MTZ-34	MTX-34	MTP-34	MT-34		
2005-03	V6/3.8L	S/C	34	770	MTZ-34	MTX-34				
2002-98	V6/3.8L	S/C	78	770	MTZ-78		MTP-78			MTP-78DT
2002-96	V6/3.8L	Naturally Aspirated	78	690	MTZ-78	MTX-78	MTP-78	MT-78	M-78	MTP-78DT
1997-91	V6/3.8L	w/HD or HWS	78	770	MTZ-78		MTP-78			MTP-78DT
1995-94	V6/3.8L		78	600	MTZ-78	MTX-78	MTP-78	MT-78	M-78	MTP-78DT
1993-91	V6/3.8L		75	630	MTZ-75DT		MTP-75	MT-75		MTP-75DT
Buick • Rainier										
2007-04	L6/4.2L		78 ⁴⁰	600	MTZ-78	MTX-78	MTP-78	MT-78	M-78	
2007-04	V8/5.3L		78 ⁴⁰	600	MTZ-78	MTX-78	MTP-78	MT-78	M-78	
Buick • Reatta										
1991-88	V6/3.8L		78	770	MTZ-78		MTP-78			
Buick • Regal										
2017-11	L4/2.0L		48	615	MTZ-48/H6	MTX-48/H6	MTP-48/H6	MT-48/H6		
2017-11	L4/2.4L		48	615	MTZ-48/H6	MTX-48/H6	MTP-48/H6	MT-48/H6		
2016-12	L4/2.4L	Gas	48	615	MTZ-48/H6	MTX-48/H6	MTP-48/H6	MT-48/H6		
2016-12	L4/2.4L	Hybrid	47	525	MTZ-47/H5	MTX-47/H5		MT-47/H5	M-47/H5	
2004-97	V6/3.8L	S/C	78	770	MTZ-78		MTP-78			MTP-78DT
2003-96	V6/3.8L		78	690	MTZ-78	MTX-78	MTP-78	MT-78	M-78	MTP-78DT
1995-94	V6/3.8L		75	600	MTZ-75DT		MTP-75	MT-75		MTP-75DT
1995-90	V6/3.1L		75	525	MTZ-75DT		MTP-75	MT-75	M-75	MTP-75DT

Automotive & Light Truck
Automotrices y Camiones Livianos
Automobile et Camionette

Heavy-Duty Truck
Camiones Para Servicio Pesado
Poids Lourd

Agriculture
Agricultura
Agriculture

Industrial
Industrial
Industrial

Lawn & Garden
Césped y Jardín
Jardin et Pelouse

Powersports
Vehículos Deportivos
Sports Motorises

Reference
Referencia
Référence

Model/ Year	Engine	Options	Group Size	Rating (CCA/AH)	Platinum +	Platinum	Gold	Silver	M-Line	Other
					MTZ	MTX	MTP	MT	M	Alternate
Automotive & Light Truck Automotrices y Camiones Livianos Automobile et Camionnette										
Buick • Regal (continued)										
1993-90	V6/3.8L		75	630	MTZ-75DT		MTP-75	MT-75		MTP-75DT
1985-84	V6/3.8L	Turbo, HD	75	630	MTZ-75DT		MTP-75	MT-75		MTP-75DT
2004	V6/3.8L		78	600	MTZ-78	MTX-78	MTP-78	MT-78	M-78	MTP-78DT
1996	V6/3.1L		78	600	MTZ-78	MTX-78	MTP-78	MT-78	M-78	MTP-78DT
1984	V6/3.8L	Turbo	75	500	MTZ-75DT		MTP-75	MT-75	M-75	MTP-75DT
Buick • Regal Sportback										
2020-18	L4/2.0L		94R ³³	720	MTZ-94R/H7	MTX-94R/H7				
2020-18	V6/3.6L		94R ³³	720	MTZ-94R/H7	MTX-94R/H7				
Buick • Regal TourX										
2020-18	L4/2.0L		94R ³³	720	MTZ-94R/H7	MTX-94R/H7				
Buick • Rendezvous										
2007-06	V6/3.5L		78	600	MTZ-78	MTX-78	MTP-78	MT-78	M-78	
2005-04	V6/3.6L		78	600	MTZ-78	MTX-78	MTP-78	MT-78	M-78	
2005-02	V6/3.4L		78	600	MTZ-78	MTX-78	MTP-78	MT-78	M-78	
2006	V6/3.6L		34	690	MTZ-34	MTX-34	MTP-34	MT-34		
Buick • Riviera										
1999-98	V6/3.8L		79 ⁵⁰	840				MT-79		
1997-95	V6/3.8L		76 ⁵⁰	970						MT-79 ⁵¹
1993-90	V6/3.8L		78	770	MTZ-78		MTP-78			
1969-68	V8/7.0L		27	360	MTZ-34 ¹			MT-27	M-27	
1969-65	V8/7.0L		27	500	MTZ-34 ¹			MT-27	M-27	
1967-63	V8/7.0L		27	325	MTZ-34 ¹			MT-27	M-27	
1965-63	V8/6.6L		27	325	MTZ-34 ¹			MT-27	M-27	MTP-78DT ^{1B}
1970	V8/7.5L		27	500	MTZ-34 ¹			MT-27	M-27	
Buick • Roadmaster										
1996-95	V8/5.7L		78	600	MTZ-78	MTX-78	MTP-78	MT-78	M-78	MTP-78DT
1994-92	V8/5.7L		75	525	MTZ-75DT		MTP-75	MT-75	M-75	MTP-75DT
1994	V8/5.7L	Wagon	78	770	MTZ-78		MTP-78			MTP-78DT
1993	V8/5.7L	Wagon	78	690	MTZ-78	MTX-78	MTP-78	MT-78	M-78	MTP-78DT
1991	V8/5.0L		75	525	MTZ-75DT		MTP-75	MT-75	M-75	MTP-75DT
Buick • Skylark										
1998-96	L4/2.4L		75	600	MTZ-75DT		MTP-75	MT-75		MTP-75DT
1998-94	V6/3.1L		75	600	MTZ-75DT		MTP-75	MT-75		MTP-75DT
1995-93	L4/2.3L		75	600	MTZ-75DT		MTP-75	MT-75		MTP-75DT
1992-89	V6/3.3L		75	630	MTZ-75DT		MTP-75	MT-75		MTP-75DT
1992-88	L4/2.3L		75	630	MTZ-75DT		MTP-75	MT-75		MTP-75DT
1991-85	L4/2.5L		75	630	MTZ-75DT		MTP-75	MT-75		MTP-75DT
1993	V6/3.3L		75	600	MTZ-75DT		MTP-75	MT-75		MTP-75DT
Buick • Terraza										
2007-06	V6/3.9L		34	600	MTZ-34	MTX-34	MTP-34	MT-34	M-34HC	
2006-05	V6/3.5L		34	600	MTZ-34	MTX-34	MTP-34	MT-34	M-34HC	
Buick • Verano										
2017-12	L4/2.4L		48	615	MTZ-48/H6	MTX-48/H6	MTP-48/H6	MT-48/H6		
2016-13	L4/2.0L		48	615	MTZ-48/H6	MTX-48/H6	MTP-48/H6	MT-48/H6		
Buick • Wildcat										
1969-64	V8/7.0L		27	325	MTZ-34 ¹			MT-27	M-27	MTP-78DT ^{1B}
1966-63	V8/6.6L		27	325	MTZ-34 ¹			MT-27	M-27	MTP-78DT ^{1B}
1970	V8/7.5L		27	325	MTZ-34 ¹			MT-27	M-27	MTP-78DT ^{1B}
1962	V8/6.6L		60	350						MT-27 ^{5,6,7}
Cadillac • Allanté										
1992-89	V8/4.5L		78 ⁵⁰	770	MTZ-78		MTP-78			
1993	V8/4.6L		78 ⁵⁰	770	MTZ-78		MTP-78			
Cadillac • ATS										
2019-13	L4/2.0L	w/o Start-Stop	48 ^{33,50}	700	MTZ-48/H6	MTX-48/H6				
2019-13	L4/2.0L	w/Start-Stop	94R ^{33,50}	730	MTZ-94R/H7	MTX-94R/H7				
2019-13	V6/3.6L	w/o Start-Stop	48 ^{33,50}	700	MTZ-48/H6	MTX-48/H6				
2019-13	V6/3.6L	w/Start-Stop	94R ^{33,50}	730	MTZ-94R/H7	MTX-94R/H7				
2017-16	L4/2.5L	w/Start-Stop	94R ^{33,50}	730	MTZ-94R/H7	MTX-94R/H7				
2017-16	V6/3.6L	ATS-V	140R ^{33,50}	560						
2017-13	L4/2.5L	w/o Start-Stop	48 ^{33,50}	700	MTZ-48/H6	MTX-48/H6				
2016-15	L4/2.0L		48 ^{33,50}	700	MTZ-48/H6	MTX-48/H6				
2016-15	L4/2.5L		48 ^{33,50}	700	MTZ-48/H6	MTX-48/H6				
2016-15	V6/3.6L		48 ^{33,50}	700	MTZ-48/H6	MTX-48/H6				
2018	L4/2.0L	w/o Start-Stop	48	700	MTZ-48/H6	MTX-48/H6	MTP-48/H6			
2018	L4/2.0L	w/Start-Stop	94R	730	MTZ-94R/H7	MTX-94R/H7	MTP-94R/H7		M-94R/H7	
Heavy-Duty Truck Camiones Para Servicio Pesado Poids Lourds										
Agriculture Agrícola Agriculture										
Industrial Industrial Industriel										
Lawn & Garden Césped y Jardín Jardin et Pelouse										
Powersports Vehículos Deportivos Sports Motorisés										
Reference Referencia Référence										

Model/Year	Engine	Options	Group Size	Rating (CCA/AH)	Platinum +		Gold	Silver	M-Line	Other
					MTZ	MTX	MTP	MT	M	Alternate
Cadillac • Brougham, Fleetwood										
1996-95	V8/5.7L		78	770	MTZ-78		MTP-78			MTP-78DT
1994-92	V8/5.7L		78	770	MTZ-78		MTP-78			MTP-78DT
1992-91	V8/4.9L		78	540	MTZ-78	MTX-78	MTP-78	MT-78	M-78	MTP-78DT
1992-91	V8/4.9L		78	770	MTZ-78		MTP-78			MTP-78DT
1991	V8/5.0L		78	730	MTZ-78	MTX-78	MTP-78	MT-78 ⁴⁸	M-78 ⁴⁸	MTP-78DT
1991	V8/5.7L		78	730	MTZ-78	MTX-78	MTP-78	MT-78 ⁴⁸	M-78 ⁴⁸	MTP-78DT
1990	V8/5.0L		78	730	MTZ-78	MTX-78	MTP-78	MT-78 ⁴⁸	M-78 ⁴⁸	MTP-78DT
Cadillac • Catera										
2001-97	V6/3.0L		91	600				MT-91/T6		
Cadillac • Commercial Chassis										
1996-92	V8/5.7L		78	770	MTZ-78		MTP-78			MTP-78DT
1993-91	V8/4.9L		78	770	MTZ-78		MTP-78			MTP-78DT
1990-89	V8/4.5L		78	770	MTZ-78		MTP-78			MTP-78DT
Cadillac • CT4										
2021-20	L4/2.0L	w/o Start-Stop	48 ^{33,50}	700	MTZ-48/H6	MTX-48/H6				
2021-20	L4/2.0L	w/Start-Stop	94R ^{33,50}	730	MTZ-94R/H7	MTX-94R/H7				
2021-20	L4/2.7L	w/o Start-Stop	48 ^{33,50}	700	MTZ-48/H6	MTX-48/H6				
2021-20	L4/2.7L	w/Start-Stop	94R ^{33,50}	730	MTZ-94R/H7	MTX-94R/H7				
2023	L4/2.0L	w/o Start-Stop	48 ^{33,50}	700	MTZ-48/H6	MTX-48/H6				
2023	L4/2.0L	w/Start-Stop	94R ^{33,50}	730	MTZ-94R/H7	MTX-94R/H7				
2023	L4/2.7L	w/o Start-Stop	48 ^{33,50}	700	MTZ-48/H6	MTX-48/H6				
2023	L4/2.7L	w/Start-Stop	94R ^{33,50}	730	MTZ-94R/H7	MTX-94R/H7				
Cadillac • CT5										
2023-22	V8/6.2L	w/o Start-Stop	48 ^{33,50}	700	MTZ-48/H6	MTX-48/H6				
2023-22	V8/6.2L	w/Start-Stop	94R ^{33,50}	730	MTZ-94R/H7	MTX-94R/H7				
2021-20	L4/2.0L	w/o Start-Stop	48 ^{33,50}	700	MTZ-48/H6	MTX-48/H6				
2021-20	L4/2.0L	w/Start-Stop	94R ^{33,50}	730	MTZ-94R/H7	MTX-94R/H7				
2021-20	V6/3.0L	w/o Start-Stop	48 ^{33,50}	700	MTZ-48/H6	MTX-48/H6				
2021-20	V6/3.0L	w/Start-Stop	94R ^{33,50}	730	MTZ-94R/H7	MTX-94R/H7				
2023	L4/2.0L	w/o Start-Stop	48 ^{33,50}	700	MTZ-48/H6	MTX-48/H6				
2023	L4/2.0L	w/Start-Stop	94R ^{33,50}	730	MTZ-94R/H7	MTX-94R/H7				
2023	V6/3.0L	w/o Start-Stop	48 ^{33,50}	700	MTZ-48/H6	MTX-48/H6				
2023	V6/3.0L	w/Start-Stop	94R ^{33,50}	730	MTZ-94R/H7	MTX-94R/H7				
Cadillac • CT6										
2020-19	V6/3.6L		49 ^{33,50}	850	MTZ-49/H8	MTX-49/H8				
2020-19	V8/4.2L		49 ^{33,50}	850	MTZ-49/H8	MTX-49/H8				
2018-17	V6/3.0L	Start-Stop	49 ^{33,50}	850	MTZ-49/H8	MTX-49/H8				
2018-17	V6/3.6L	Start-Stop	49 ^{33,50}	850	MTZ-49/H8	MTX-49/H8				
2018-16	L4/2.0L	Start-Stop	49 ^{33,50}	850	MTZ-49/H8	MTX-49/H8				
2019	L4/2.0L		94R ^{33,50}	730	MTZ-94R/H7	MTX-94R/H7				
2019	V6/3.0L		94R ^{33,50}	730	MTZ-94R/H7	MTX-94R/H7				
2019	V6/3.6L		94R ^{33,50}	730	MTZ-94R/H7	MTX-94R/H7				
2019	V8/4.2L		94R ^{33,50}	730	MTZ-94R/H7	MTX-94R/H7				
2016	L4/2.0L	Start-Stop	49 ³³	850	MTZ-49/H8	MTX-49/H8				
2016	V6/3.0L	Start-Stop	49 ³³	850	MTZ-49/H8	MTX-49/H8				
2016	V6/3.6L	Start-Stop	49 ³³	850	MTZ-49/H8	MTX-49/H8				
Cadillac • CTS										
2019-14	L4/2.0L	Start-Stop	94R ^{33,50}	730	MTZ-94R/H7	MTX-94R/H7				
2019-14	V6/3.6L	Start-Stop	94R ^{33,50}	730	MTZ-94R/H7	MTX-94R/H7				
2019-14	V8/6.2L	Start-Stop	94R ^{33,50}	730	MTZ-94R/H7	MTX-94R/H7				
2015-14	L4/2.0L	w/o Start-Stop	48 ⁵⁰	660	MTZ-48/H6	MTX-48/H6	MTP-48/H6			
2015-14	V6/3.6L	w/o Start-Stop	48 ⁵⁰	660	MTZ-48/H6	MTX-48/H6	MTP-48/H6			
2015-14	V8/6.2L	w/o Start-Stop	48 ⁵⁰	660	MTZ-48/H6	MTX-48/H6	MTP-48/H6			
2013-10	V6/3.0L		48 ⁵⁰	660	MTZ-48/H6	MTX-48/H6	MTP-48/H6			
2013-10	V6/3.6L		48 ⁵⁰	660	MTZ-48/H6	MTX-48/H6	MTP-48/H6			
2013-10	V8/6.2L		48 ⁵⁰	660	MTZ-48/H6	MTX-48/H6	MTP-48/H6			
2009-08	V6/3.6L		48 ⁵⁰	730	MTZ-48/H6	MTX-48/H6	MTP-48/H6			
2007-06	V8/6.0L	V Series	101	540				MT-101		
2007-05	V6/2.8L		101	540				MT-101		
2007-04	V6/3.6L		101	540				MT-101		
2005-04	V8/5.7L		101	540				MT-101		
2004-03	V6/3.2L		101	540				MT-101		
2014	V6/3.0L	Start-Stop	94R ^{33,50}	730	MTZ-94R/H7	MTX-94R/H7				
2014	V6/3.0L	w/o Start-Stop	48 ⁵⁰	660	MTZ-48/H6	MTX-48/H6	MTP-48/H6			
2009	V8/6.2L		48 ⁵⁰	730	MTZ-48/H6	MTX-48/H6	MTP-48/H6			
Cadillac • DeVille										
2005-00	V8/4.6L		79 ⁵⁰	800				MT-79		
1999-94	V8/4.6L		78	770	MTZ-78		MTP-78			MTP-78DT
1995-94	V8/4.9L		78	770	MTZ-78		MTP-78			MTP-78DT
1993-91	V8/4.9L		78	540	MTZ-78	MTX-78	MTP-78	MT-78	M-78	MTP-78DT
1993-91	V8/4.9L		78	770	MTZ-78		MTP-78			MTP-78DT

Automotive & Light Truck
Automotrices y Camiones Livianos
Automobile et Camionette

Heavy-Duty Truck
Camiones Para Servicio Pesado
Poids Lourd

Agriculture
Agrícola
Agriculture

Industrial
Industrial
Industrial

Lawn & Garden
Césped y Jardín
Jardin et Pelouse

Powersports
Vehículos Deportivos
Sports Motorises

Reference
Referencia
Référence

	Model/ Year	Engine	Options	Group Size	Rating (CCA/AH)	Platinum +	Platinum	Gold	Silver	M-Line	Other	
						MTZ	MTX	MTP	MT	M	Alternate	
Automotive & Light Truck Automotrices y Camiones Livianos Automobile et Camionnette	Cadillac • DTS											
	2011-09	V8/4.6L		94R ⁵⁰	720	MTZ-94R/H7	MTX-94R/H7	MTP-94R/H7			M-94R/H7	
	2007-06	V8/4.6L		79 ⁵⁰	800				MT-79			
	2008	V8/4.6L		48 ⁵⁰	730	MTZ-48/H6	MTX-48/H6	MTP-48/H6				
Heavy-Duty Truck Camiones Para Servicio Pesado Poids Lourd	Cadillac • Eldorado											
	2000-93	V8/4.6L		78	770	MTZ-78		MTP-78				MTP-78DT
	1993-91	V8/4.9L		78	770	MTZ-78		MTP-78				MTP-78DT
	1990	V8/4.5L		78	730	MTZ-78	MTX-78	MTP-78	MT-78 ⁴⁸	M-78 ⁴⁸		MTP-78DT
Agriculture Agrícola Agriculture	Cadillac • ELR											
	2016-14	L4/1.4L	Hybrid	140R ^{33,50}	520							
	Cadillac • Escalade											
	2023-22	V8/6.2L		49 ^{33,50}	850	MTZ-49/H8	MTX-49/H8					
	2023-21	L6/3.0L	Dsl	49 ^{33,50}	850	MTZ-49/H8	MTX-49/H8					
	2021-15	V8/6.2L		94R	720	MTZ-94R/H7	MTX-94R/H7	MTP-94R/H7			M-94R/H7	
	2015-12	V8/6.2L		48	660	MTZ-48/H6	MTX-48/H6	MTP-48/H6				
	2015-09	V8/6.2L	Opt	48	730	MTZ-48/H6	MTX-48/H6	MTP-48/H6				
	2013-12	V8/6.0L	Hybrid	48	660	MTZ-48/H6	MTX-48/H6	MTP-48/H6				
	2013-09	V8/6.0L	Hybrid, Opt	48	730	MTZ-48/H6	MTX-48/H6	MTP-48/H6				
	2011-09	V8/6.0L	Hybrid	48	615	MTZ-48/H6	MTX-48/H6	MTP-48/H6	MT-48/H6			
	2011-07	V8/6.2L		48	615	MTZ-48/H6	MTX-48/H6	MTP-48/H6	MT-48/H6			
	2006-02	V8/6.0L		78	600	MTZ-78	MTX-78	MTP-78	MT-78	M-78		MTP-75DT
	2005-02	V8/5.3L		78	600	MTZ-78	MTX-78	MTP-78	MT-78	M-78		MTP-75DT
	2000-99	V8/5.7L		78	600	MTZ-78	MTX-78	MTP-78	MT-78	M-78		MTP-78DT
	2000-99	V8/5.7L	Opt	78	690	MTZ-78	MTX-78	MTP-78	MT-78	M-78		MTP-78DT
2022	V8/6.2L		49 ^{33,50}	850	MTZ-49/H8	MTX-49/H8						
Industrial Industriel Industriel	Cadillac • Escalade ESV											
	2023-22	V8/6.2L		49 ^{33,50}	850	MTZ-49/H8	MTX-49/H8					
	2023-21	L6/3.0L		49 ^{33,50}	850	MTZ-49/H8	MTX-49/H8					
	2020-15	V8/6.2L		94R	720	MTZ-94R/H7	MTX-94R/H7	MTP-94R/H7			M-94R/H7	
	2015-12	V8/6.2L		48	660	MTZ-48/H6	MTX-48/H6	MTP-48/H6				
	2015-09	V8/6.2L	Opt	48	730	MTZ-48/H6	MTX-48/H6	MTP-48/H6				
	2011-07	V8/6.2L		48	615	MTZ-48/H6	MTX-48/H6	MTP-48/H6	MT-48/H6			
	2006-03	V8/6.0L		78	600	MTZ-78	MTX-78	MTP-78	MT-78	M-78		MTP-75DT
	2021	V8/6.2L		94R ^{33,50}	730	MTZ-94R/H7	MTX-94R/H7					
		Cadillac • Escalade EXT										
2013-12	V8/6.2L		48	660	MTZ-48/H6	MTX-48/H6	MTP-48/H6					
2013-09	V8/6.2L	Opt	48	730	MTZ-48/H6	MTX-48/H6	MTP-48/H6					
2011-07	V8/6.2L		48	615	MTZ-48/H6	MTX-48/H6	MTP-48/H6	MT-48/H6				
2006-02	V8/6.0L		78	600	MTZ-78	MTX-78	MTP-78	MT-78	M-78		MTP-75DT	
Lawn & Garden Césped y Jardín Jardin et Pelouse	Cadillac • Fleetwood (See Brougham, Fleetwood)											
	Cadillac • Seville											
	2004-98	V8/4.6L		79	800				MT-79			
	1997-93	V8/4.6L		78	770	MTZ-78		MTP-78				
	1993-91	V8/4.9L		78	770	MTZ-78		MTP-78				
	1990	V8/4.5L		78	730	MTZ-78	MTX-78	MTP-78	MT-78 ⁴⁸	M-78 ⁴⁸		MTP-78DT
		Cadillac • Sixty Special										
1993	V8/4.9L		78	770	MTZ-78		MTP-78				MTP-78DT	
Powersports Vehículos Deportivos Sports Motorisés	Cadillac • SRX											
	2016-12	V6/3.6L		48	660	MTZ-48/H6	MTX-48/H6	MTP-48/H6				
	2011-10	V6/2.8L		48	615	MTZ-48/H6	MTX-48/H6	MTP-48/H6	MT-48/H6			
	2011-10	V6/3.0L		48	615	MTZ-48/H6	MTX-48/H6	MTP-48/H6	MT-48/H6			
	2009-08	V6/3.6L		48	730	MTZ-48/H6	MTX-48/H6	MTP-48/H6				
	2009-08	V8/4.6L		48	730	MTZ-48/H6	MTX-48/H6	MTP-48/H6				
	2007-04	V6/3.6L		101	540				MT-101			
2007-04	V8/4.6L		101	540				MT-101				
Reference Referencia Référence	Cadillac • STS											
	2011-10	V6/3.6L		48	660	MTZ-48/H6	MTX-48/H6	MTP-48/H6				
	2009-08	V6/3.6L		48	730	MTZ-48/H6	MTX-48/H6	MTP-48/H6				
	2009-08	V8/4.4L		48	730	MTZ-48/H6	MTX-48/H6	MTP-48/H6				
	2009-08	V8/4.6L		48	730	MTZ-48/H6	MTX-48/H6	MTP-48/H6				
	2007-06	V8/4.4L		101	540				MT-101			
	2007-05	V6/3.6L		101	540				MT-101			
	2007-05	V8/4.6L		101	540				MT-101			
	2010	V8/4.6L		48	660	MTZ-48/H6	MTX-48/H6	MTP-48/H6				
		Cadillac • XLR										
2009-08	V8/4.4L		85	590				MT-85				
2009-08	V8/4.6L		85	590				MT-85				
2007-06	V8/4.4L		90 ⁵⁰	590			MTP-90/T5					
2007-06	V8/4.6L		90 ⁵⁰	590			MTP-90/T5					
2005-04	V8/4.6L		86 ⁵⁰	590								

Model/Year	Engine	Options	Group Size	Rating (CCA/AH)	Platinum +	Platinum	Gold	Silver	M-Line	Other
					MTZ	MTX	MTP	MT	M	Alternate
Cadillac • XT4										
2023-19	L4/2.0L		94R ^{33,50}	730	MTZ-94R/H7	MTX-94R/H7				
Cadillac • XT5										
2023-20	L4/2.0L		94R ^{33,50}	730	MTZ-94R/H7	MTX-94R/H7				
2023-17	V6/3.6L		94R ^{33,50}	730	MTZ-94R/H7	MTX-94R/H7				
Cadillac • XT6										
2023-21	L4/2.0L		94R ^{33,50}	730	MTZ-94R/H7	MTX-94R/H7				
2023-20	V6/3.6L		94R ^{33,50}	730	MTZ-94R/H7	MTX-94R/H7				
Cadillac • XTS										
2019-13	V6/3.6L		48	660	MTZ-48/H6	MTX-48/H6	MTP-48/H6			
Chevrolet • Astro										
2005-94	V6/4.3L		78	600	MTZ-78	MTX-78	MTP-78	MT-78	M-78	MTP-78DT
2005-02	V6/4.3L	Opt	78	770	MTZ-78		MTP-78			MTP-78DT
1993-91	V6/4.3L		78	630	MTZ-78	MTX-78	MTP-78	MT-78	M-78	MTP-78DT
1990-87	L4/2.5L		75	525	MTZ-75DT		MTP-75	MT-75	M-75	MTP-75DT
1990-87	V6/4.3L		75	525	MTZ-75DT		MTP-75	MT-75	M-75	MTP-75DT
1990-87	V6/4.3L	Opt	78	630	MTZ-78	MTX-78	MTP-78	MT-78	M-78	MTP-78DT
1989-87	L4/2.5L	Opt	78	630	MTZ-78	MTX-78	MTP-78	MT-78	M-78	MTP-78DT
1986-85	L4/2.5L	Opt	78	540	MTZ-78	MTX-78	MTP-78	MT-78	M-78	
1986-85	V6/4.3L		75	500	MTZ-75DT		MTP-75	MT-75	M-75	MTP-75DT
Chevrolet • Avalanche										
2013-09	V8/5.3L	Opt	48	730	MTZ-48/H6	MTX-48/H6	MTP-48/H6			
2013-07	V8/5.3L	w/o HD	48	615	MTZ-48/H6	MTX-48/H6	MTP-48/H6	MT-48/H6		
2009-07	V8/6.0L	w/o HD	48	615	MTZ-48/H6	MTX-48/H6	MTP-48/H6	MT-48/H6		
2009	V8/6.0L	Opt	48	730	MTZ-48/H6	MTX-48/H6	MTP-48/H6			
Chevrolet • Avalanche 1500										
2006-02	V8/5.3L		78	600	MTZ-78	MTX-78	MTP-78	MT-78	M-78	MTP-75DT
Chevrolet • Avalanche 2500										
2006-02	V8/8.1L		78	600	MTZ-78	MTX-78	MTP-78	MT-78	M-78	MTP-75DT
Chevrolet • Aveo, Aveo5										
2011-04	L4/1.6L		86	550			MTP-86	MT-86		
Chevrolet • Bel Air										
1965-55	L6/3.8L		24	350	MTZ-34 ¹		MTP-24	MT-24	M-24HC	M-24
1957-55	L6/3.9L		24	350	MTZ-34 ¹		MTP-24	MT-24	M-24HC	M-24
1957-55	L6/3.9L		24	350	MTZ-34 ¹		MTP-24	MT-24	M-24HC	M-24
1957-55	V8/4.3L		24	350	MTZ-34 ¹		MTP-24	MT-24	M-24HC	M-24
1957-55	V8/4.3L		24	350	MTZ-34 ¹		MTP-24	MT-24	M-24HC	M-24
Chevrolet • Beretta, Corsica										
1996-95	V6/3.1L		75	600			MTP-75	MT-75		
1996-93	L4/2.2L	Opt	75	600			MTP-75	MT-75		
1996-92	L4/2.2L		75	525			MTP-75	MT-75	M-75	
1994-93	L4/2.3L		75	600			MTP-75	MT-75		
1994-93	V6/3.1L	Opt	75	600			MTP-75	MT-75		
1994-90	V6/3.1L		75	525			MTP-75	MT-75	M-75	
1992-90	L4/2.3L		75	630			MTP-75	MT-75		
1991-90	L4/2.2L	HD w/AT	75	630			MTP-75	MT-75		
1991-90	L4/2.2L	MT	70	525			MTP-75	MT-75	M-75	SP-70
1991-90	V6/3.1L	Opt	75	630			MTP-75	MT-75		
Chevrolet • Blazer										
2023-20	L4/2.0L		94R ^{33,50}	720	MTZ-94R/H7	MTX-94R/H7				
2023-19	V6/3.6L		94R ^{33,50}	720	MTZ-94R/H7	MTX-94R/H7				
2022-19	L4/2.5L		94R ^{33,50}	720	MTZ-94R/H7	MTX-94R/H7				
2005-95	V6/4.3L		75	525	MTZ-75DT		MTP-75	MT-75	M-75	MTP-75DT
2005-95	V6/4.3L	Opt	75	690	MTZ-75DT		MTP-75			MTP-75DT
1993-91	V8/5.7L		78	630	MTZ-78	MTX-78	MTP-78	MT-78	M-78	MTP-78DT
1993-91	V8/5.7L	Aux Battery	78	540	MTZ-78	MTX-78	MTP-78	MT-78	M-78	MTP-78DT
1991-90	V8/6.2L	Dsl	78	540	MTZ-78	MTX-78	MTP-78	MT-78	M-78	
1990-87	V8/5.7L		75	525	MTZ-75DT		MTP-75	MT-75	M-75	MTP-75DT
1994	V8/5.7L		78	600	MTZ-78	MTX-78	MTP-78	MT-78	M-78	MTP-78DT
1994	V8/6.5L	Dsl	78	770	MTZ-78		MTP-78			MTP-78DT
1990	V8/5.7L	Opt	78	630	MTZ-78	MTX-78	MTP-78	MT-78	M-78	
Chevrolet • Bolt EV										
2023-17	Electric		140R ³³	520						
Chevrolet • C/K, R/V Pickups										
2000-99	V8/5.7L	Opt	78	690	MTZ-78	MTX-78	MTP-78	MT-78	M-78	MTP-78DT
2000-99	V8/6.5L	Dsl, HD	78	690	MTZ-78	MTX-78	MTP-78	MT-78	M-78	MTP-78DT
2000-99	V8/7.4L	Opt	78	690	MTZ-78	MTX-78	MTP-78	MT-78	M-78	MTP-78DT
2000-97	V8/6.5L	Dsl	78	600	MTZ-78	MTX-78	MTP-78	MT-78	M-78	MTP-78DT
2000-94	V8/5.7L		78	600	MTZ-78	MTX-78	MTP-78	MT-78	M-78	MTP-78DT
2000-94	V8/7.4L		78	600	MTZ-78	MTX-78	MTP-78	MT-78	M-78	MTP-78DT

Automotive & Light Truck
Automotrices y Camiones Livianos
Automobile et Camionnette

Heavy-Duty Truck
Camiones Para Servicio Pesado
Poids Lourd

Agriculture
Agricultura
Agriculture

Industrial
Industrial
Industrial

Lawn & Garden
Césped y Jardín
Jardin et Pelouse

Powersports
Vehículos Deportivos
Sports Motorisés

Reference
Referencia
Référence

	Model/ Year	Engine	Options	Group Size	Rating (CCA/AH)	Platinum +	Platinum	Gold	Silver	M-Line	Other	
						MTZ	MTX	MTP	MT	M	Alternate	
Automotive & Light Truck Automotrices y Camiones Livianos Automobile et Camionnette	Chevrolet • C/K, R/V Pickups (continued)											
	1999-97	V8/5.0L	Opt	78	690	MTZ-78	MTX-78	MTP-78	MT-78	M-78	MTP-78DT	
	1999-94	V8/5.0L		78	600	MTZ-78	MTX-78	MTP-78	MT-78	M-78	MTP-78DT	
	1998-94	V6/4.3L		78	600	MTZ-78	MTX-78	MTP-78	MT-78	M-78	MTP-78DT	
	1996-94	V8/6.5L	Dsl	78	770	MTZ-78		MTP-78			MTP-78DT	
	1993-92	V8/6.5L	Dsl	75	570	MTZ-75DT		MTP-75	MT-75		MTP-75DT	
	1993-91	V6/4.3L		78	630	MTZ-78	MTX-78	MTP-78	MT-78	M-78	MTP-78DT	
	1993-91	V8/5.0L		78	630	MTZ-78	MTX-78	MTP-78	MT-78	M-78	MTP-78DT	
	1993-91	V8/5.0L	Aux Battery	78	540	MTZ-78	MTX-78	MTP-78	MT-78	M-78	MTP-78DT	
	1993-91	V8/5.7L	Aux Battery	78	540	MTZ-78	MTX-78	MTP-78	MT-78	M-78	MTP-78DT	
Heavy-Duty Truck Camiones Para Servicio Pesado Poids Lour	1993-91	V8/5.7L	Primary Battery	78	630	MTZ-78	MTX-78	MTP-78	MT-78	M-78	MTP-78DT	
	1993-90	V8/6.2L	Dsl	75	570	MTZ-75DT		MTP-75	MT-75		MTP-75DT	
	1993-90	V8/7.4L		78	630	MTZ-78	MTX-78	MTP-78	MT-78	M-78	MTP-78DT	
	1993-90	V8/7.4L	Aux Battery	78	540	MTZ-78	MTX-78	MTP-78	MT-78	M-78	MTP-78DT	
	1991-88	V8/6.2L	Dsl	75 ²	570	MTZ-75DT		MTP-75	MT-75		MTP-75DT	
	1990-88	V6/4.3L		75	525	MTZ-75DT		MTP-75	MT-75	M-75	MTP-75DT	
	1990-88	V8/5.7L		75	525	MTZ-75DT		MTP-75	MT-75	M-75	MTP-75DT	
	1999	V8/5.0L	PPkg, HD	78	770	MTZ-78		MTP-78			MTP-78DT	
	1999	V8/5.7L	HD or PPKg	78	770	MTZ-78		MTP-78			MTP-78DT	
	1999	V8/7.4L	HD or PPKg	78	770	MTZ-78		MTP-78			MTP-78DT	
Agriculture Agrícola Agriculture	1991	V8/6.2L	Dsl	78	540	MTZ-78	MTX-78	MTP-78	MT-78	M-78	MTP-78DT	
	1991	V8/6.2L	Dsl	78 ²	540	MTZ-78	MTX-78	MTP-78	MT-78	M-78	MTP-78DT	
	1990	V8/5.0L		75	525	MTZ-75DT		MTP-75	MT-75	M-75	MTP-75DT	
	1990	V8/5.0L	Opt	78	630	MTZ-78	MTX-78	MTP-78	MT-78	M-78	MTP-78DT	
	1990	V8/5.7L	Opt	78	630	MTZ-78	MTX-78	MTP-78	MT-78	M-78	MTP-78DT	
	1990	V8/6.2L	Aux Battery	78	540	MTZ-78	MTX-78	MTP-78	MT-78	M-78	MTP-78DT	
	1990	V8/6.2L	Aux, Dsl	78	540	MTZ-78	MTX-78	MTP-78	MT-78	M-78	MTP-78DT	
	Chevrolet • C/K, R/V Suburban											
	Industrial Industriel Industriel	1999-97	V8/6.5L	Dsl	78	600	MTZ-78	MTX-78	MTP-78	MT-78	M-78	MTP-78DT
		1999-94	V8/5.7L		78	600	MTZ-78	MTX-78	MTP-78	MT-78	M-78	MTP-78DT
1999-94		V8/7.4L		78	600	MTZ-78	MTX-78	MTP-78	MT-78	M-78	MTP-78DT	
1996-94		V8/6.5L	Dsl	78	770	MTZ-78		MTP-78			MTP-78DT	
1993-91		V8/5.7L		78	630	MTZ-78	MTX-78	MTP-78	MT-78	M-78	MTP-78DT	
1993-91		V8/5.7L	Aux Battery	78	540	MTZ-78	MTX-78	MTP-78	MT-78	M-78	MTP-78DT	
1993-90		V8/7.4L		78	630	MTZ-78	MTX-78	MTP-78	MT-78	M-78	MTP-78DT	
1993-89		V8/7.4L	Aux Battery	78	540	MTZ-78	MTX-78	MTP-78	MT-78	M-78	MTP-78DT	
1991-90		V8/6.2L	Dsl	78 ²	540	MTZ-78	MTX-78	MTP-78	MT-78	M-78	MTP-78DT	
1991-89		V8/6.2L	Dsl	75 ²	570	MTZ-75DT		MTP-75	MT-75		MTP-75DT	
Lawn & Garden Césped y Jardín Jardin et Pelouse	1999-89	V8/5.7L		75	525	MTZ-75DT		MTP-75	MT-75	M-75	MTP-75DT	
	1999	V8/5.7L	HD or PPKg	78	770	MTZ-78		MTP-78			MTP-78DT	
	1999	V8/5.7L	Opt	78	690	MTZ-78	MTX-78	MTP-78	MT-78	M-78	MTP-78DT	
	1999	V8/6.5L	Dsl & Opt	78	690	MTZ-78	MTX-78	MTP-78	MT-78	M-78	MTP-78DT	
	1999	V8/6.5L	Dsl, HD	78	690	MTZ-78	MTX-78	MTP-78	MT-78	M-78	MTP-78DT	
	1999	V8/7.4L	HD or PPKg	78	770	MTZ-78		MTP-78			MTP-78DT	
	1999	V8/7.4L	Opt	78	690	MTZ-78	MTX-78	MTP-78	MT-78	M-78	MTP-78DT	
	1999	V8/7.4L	Primary Battery	78	600	MTZ-78	MTX-78	MTP-78	MT-78	M-78	MTP-78DT	
	1990	V8/5.7L	Opt	78	630	MTZ-78	MTX-78	MTP-78	MT-78	M-78	MTP-78DT	
	1990	V8/6.2L	Aux, Dsl	78	540	MTZ-78	MTX-78	MTP-78	MT-78	M-78	MTP-78DT	
Powersports Vehiculos Deportivos Sports Motorisés	Chevrolet • Camaro											
	2023-16	L4/2.0L		48 ^{33,50}	700	MTZ-48/H6	MTX-48/H6					
	2023-16	V6/3.6L		48 ^{33,50}	700	MTZ-48/H6	MTX-48/H6					
	2023-16	V8/6.2L		48 ^{33,50}	700	MTZ-48/H6	MTX-48/H6					
	2015-14	V8/7.0L		48 ⁵⁰	730	MTZ-48/H6	MTX-48/H6	MTP-48/H6				
	2015-10	V6/3.6L		94R ⁵⁰	720	MTZ-94R/H7	MTX-94R/H7	MTP-94R/H7		M-94R/H7		
	2015-10	V8/6.2L		94R ⁵⁰	720	MTZ-94R/H7	MTX-94R/H7	MTP-94R/H7		M-94R/H7		
	2002-95	V6/3.8L		75	690			MTP-75				
	2002-93	V8/5.7L		75	525			MTP-75	MT-75	M-75		
	1995-93	V6/3.4L		75	525	MTZ-75DT		MTP-75	MT-75	M-75	MTP-75DT	
Reference Referencia Référence	1992-90	V6/3.1L		75	525	MTZ-75DT		MTP-75	MT-75	M-75	MTP-75DT	
	1992-90	V8/5.0L	AT	75	570	MTZ-75DT		MTP-75	MT-75		MTP-75DT	
	1992-90	V8/5.0L	MT	75	525	MTZ-75DT		MTP-75	MT-75	M-75	MTP-75DT	
	1992-87	V8/5.7L		75	630	MTZ-75DT		MTP-75	MT-75		MTP-75DT	
	1989-88	V8/5.0L		70	525			MTP-75	MT-75	M-75	SP-70	
	1989-88	V8/5.0L		75	525	MTZ-75DT		MTP-75	MT-75	M-75	MTP-75DT	
	1989-87	V6/2.8L		75	525	MTZ-75DT		MTP-75	MT-75	M-75	MTP-75DT	
	1989-86	V6/2.8L		75	570	MTZ-75DT		MTP-75	MT-75		MTP-75DT	
	1989-86	V8/5.0L		75	570	MTZ-75DT		MTP-75	MT-75		MTP-75DT	
	1986-85	L4/2.5L		75	630	MTZ-75DT		MTP-75	MT-75		MTP-75DT	
1985-84	V8/5.0L	Opt	75	630	MTZ-75DT		MTP-75	MT-75		MTP-75DT		
1985-84	V8/5.0L		75	500	MTZ-75DT		MTP-75	MT-75	M-75	MTP-75DT		

Model/ Year	Engine	Options	Group Size	Rating (CCA/AH)	Platinum +	Platinum	Gold	Silver	M-Line	Other
					MTZ	MTX	MTP	MT	M	Alternate
Chevrolet • Camaro (continued)										
1984-83	V6/2.8L	Opt	75	500	MTZ-75DT		MTP-75	MT-75	M-75	MTP-75DT
1983-82	V6/2.8L		70	315			MTP-75	MT-75	M-75	SP-70
1982-81	V8/5.0L	Opt	73	465	MTZ-75DT		MTP-75	MT-75	M-75	MTP-75DT
1980-76	V8/5.0L	Opt	74	450	MTZ-78	MTX-78	MTP-78	MT-78	M-78	
1980-76	V8/5.0L		71	325	MTZ-75DT		MTP-75	MT-75	M-75	MTP-75DT
1980-70	V8/5.7L	Opt	74	450	MTZ-78	MTX-78	MTP-78	MT-78	M-78	
1980-70	V8/5.7L		71	325	MTZ-75DT		MTP-75	MT-75	M-75	MTP-75DT
1968-67	L6/4.1L		22F	250				MT-26R		SP-22F
1968-67	V8/4.9L		24	350	MTZ-34 ¹		MTP-24	MT-24	M-24HC	M-24
1968-67	V8/5.3L		24	350	MTZ-34 ¹		MTP-24	MT-24	M-24HC	M-24
1986	V6/2.8L		70	525			MTP-75	MT-75	M-75	SP-70
1986	V8/5.0L		70	525			MTP-75	MT-75	M-75	SP-70
1985	V6/2.8L	Opt	75	630	MTZ-75DT		MTP-75	MT-75		MTP-75DT
1985	V6/2.8L		75	500	MTZ-75DT		MTP-75	MT-75	M-75	MTP-75DT
1984	L4/2.5L	Opt	75	500	MTZ-75DT		MTP-75	MT-75	M-75	MTP-75DT
1984	L4/2.5L		70	405			MTP-75	MT-75	M-75	SP-70
1984	V6/2.8L		70	405			MTP-75	MT-75	M-75	SP-70
1983	L4/2.5L	Can or Opt	75	500	MTZ-75DT		MTP-75	MT-75	M-75	MTP-75DT
1983	L4/2.5L	US	70	405			MTP-75	MT-75	M-75	SP-70
1983	V8/5.0L		70	405			MTP-75	MT-75	M-75	SP-70
1983	V8/5.0L		75	500	MTZ-75DT		MTP-75	MT-75	M-75	MTP-75DT
1982	L4/2.5L	Opt	73	465	MTZ-75DT		MTP-75	MT-75	M-75	MTP-75DT
1982	L4/2.5L		70	315			MTP-75	MT-75	M-75	SP-70
1982	V6/2.8L	Opt	73	465	MTZ-75DT		MTP-75	MT-75	M-75	MTP-75DT
1982	V8/5.0L		70	315			MTP-75			
1981	V6/3.8L	229cid, HD	73	465	MTZ-75DT		MTP-75	MT-75	M-75	MTP-75DT
1981	V6/3.8L	231cid, HD	74	550	MTZ-78	MTX-78	MTP-78	MT-78	M-78	
1981	V6/3.8L	HBL & AC	71	350	MTZ-75DT		MTP-75	MT-75	M-75	MTP-75DT
1981	V6/3.8L		70	370			MTP-75	MT-75	M-75	SP-70
1981	V8/4.4L	Opt	73	465	MTZ-75DT		MTP-75	MT-75	M-75	MTP-75DT
1981	V8/4.4L		74	550	MTZ-78	MTX-78	MTP-78	MT-78	M-78	
1981	V8/5.0L		71	350	MTZ-75DT		MTP-75	MT-75	M-75	MTP-75DT
1981	V8/5.7L	Opt	73	465	MTZ-75DT		MTP-75	MT-75	M-75	MTP-75DT
1981	V8/5.7L		71	350	MTZ-75DT		MTP-75	MT-75	M-75	MTP-75DT
1980	V6/3.8L	Opt	74	450	MTZ-78	MTX-78	MTP-78	MT-78	M-78	
1980	V6/3.8L		71	325	MTZ-75DT		MTP-75	MT-75	M-75	MTP-75DT
1980	V8/4.4L	Opt	74	450	MTZ-78	MTX-78	MTP-78	MT-78	M-78	
1980	V8/4.4L		71	325	MTZ-75DT		MTP-75	MT-75	M-75	MTP-75DT
1969	L6/3.8L	Late	72	275			MTP-75	MT-75	M-75	
1969	L6/4.1L	Late	72	275			MTP-75	MT-75	M-75	
1969	V8/4.9L		74	350	MTZ-78	MTX-78	MTP-78	MT-78	M-78	
1969	V8/5.0L		72	275			MTP-75	MT-75	M-75	
1969	V8/5.0L	Ex 302	74	350	MTZ-78	MTX-78	MTP-78	MT-78	M-78	
1969	V8/5.3L		74	350	MTZ-78	MTX-78	MTP-78	MT-78	M-78	
1969	V8/5.4L		74	350	MTZ-78	MTX-78	MTP-78	MT-78	M-78	
1969	V8/5.7L		74	350	MTZ-78	MTX-78	MTP-78	MT-78	M-78	
1969	V8/6.5L		74	350	MTZ-78	MTX-78	MTP-78	MT-78	M-78	
1969	V8/7.0L		74	350	MTZ-78	MTX-78	MTP-78	MT-78	M-78	
1968	L6/3.8L		22F	250				MT-26R		SP-22F
1968	V8/5.4L		24	350	MTZ-34 ¹		MTP-24	MT-24	M-24HC	M-24
1968	V8/5.7L		24	350	MTZ-34 ¹		MTP-24	MT-24	M-24HC	M-24
1968	V8/5.7L		24	380	MTZ-34 ¹		MTP-24	MT-24	M-24HC	M-24
1968	V8/6.5L		24	350	MTZ-34 ¹		MTP-24	MT-24	M-24HC	M-24
1967	V8/6.5L		24	325	MTZ-34 ¹		MTP-24	MT-24	M-24HC	M-24
Chevrolet • Caprice, Impala										
2020-19	L4/2.5L	w/Start-Stop	94R ³³	850	MTZ-94R/H7	MTX-94R/H7				
2019-18	L4/2.5L	Aux for Start-Stop	401 ^{33,50}	180		MTX-AUX12				
2019-18	V6/3.6L	w/o Start-Stop	48	615	MTZ-48/H6	MTX-48/H6	MTP-48/H6	MT-48/H6		
2018-16	L4/2.5L	Start-Stop	94R ³³	730	MTZ-94R/H7	MTX-94R/H7				
2017-16	L4/2.5L	Impala, Aux for Start-Stop	401 ^{33,50}	180		MTX-AUX12				
2017-14	V6/3.6L	Caprice w/PPkg, Opt, Aux Battery	48 ^{33,50}	700	MTZ-48/H6	MTX-48/H6				
2017-14	V6/3.6L	Caprice w/PPkg, Primary Battery	48 ^{33,50}	700	MTZ-48/H6	MTX-48/H6				
2017-14	V6/3.6L	Impala, Ex PPkg	48	615	MTZ-48/H6	MTX-48/H6	MTP-48/H6	MT-48/H6		
2017-14	V8/6.0L	Caprice w/PPkg, Opt, Aux Battery	48 ^{33,50}	700	MTZ-48/H6	MTX-48/H6				
2017-14	V8/6.0L	Caprice w/PPkg, Primary Battery	48 ^{33,50}	700	MTZ-48/H6	MTX-48/H6				
2017-12	V6/3.6L	Impala w/PPkg	34	720	MTZ-34	MTX-34	MTP-34			
2016-15	V8/6.0L		48 ^{33,50}	700	MTZ-48/H6	MTX-48/H6				
2016-14	L4/2.5L		48	615	MTZ-48/H6	MTX-48/H6	MTP-48/H6	MT-48/H6		
2015-14	L4/2.5L	Aux, w/Start-Stop	401 ^{33,50}	180		MTX-AUX12				
2015-14	L4/2.5L	w/Start-Stop	49 ³³	850	MTZ-49/H8	MTX-49/H8				
2014-12	V6/3.6L	Impala, Ex PPkg	34	600	MTZ-34	MTX-34	MTP-34	MT-34	M-34HC	

For footnotes, see inside back cover. Notas al Pie de Página 468. Référence de Bas de Page 508.

Automotive & Light Truck
Automotrices y Camiones Livianos
Automobile et Camionette

Heavy-Duty Truck
Camiones Para Servicio Pesado
Poids Lourd

Agriculture
Agrícola
Agriculture

Industrial
Industrial
Industrial

Lawn & Garden
Césped y Jardín
Jardin et Pelouse

Powersports
Vehículos Deportivos
Sports Motorises

Reference
Referencia
Référence

Model/ Year	Engine	Options	Group Size	Rating (CCA/AH)	Platinum +	Platinum	Gold	Silver	M-Line	Other
					MTZ	MTX	MTP	MT	M	Alternate
Chevrolet • Caprice, Impala (continued)										
2014-11	V8/6.0L	Caprice w/PPkg	94R ⁵⁰	765	MTZ-94R/H7	MTX-94R/H7	MTP-94R/H7			
2013-12	V6/3.6L	Caprice w/PPkg	94R ⁵⁰	765	MTZ-94R/H7	MTX-94R/H7	MTP-94R/H7			
2011-10	V6/3.9L	Ex PPkg	34	600	MTZ-34	MTX-34	MTP-34	MT-34	M-34HC	
2011-10	V6/3.9L	w/PPkg	34	720	MTZ-34	MTX-34	MTP-34			
2011-08	V6/3.5L		34	600	MTZ-34	MTX-34	MTP-34	MT-34	M-34HC	
2009-08	V8/5.3L		85	590				MT-85		
2007-06	V6/3.5L		34	690	MTZ-34	MTX-34	MTP-34	MT-34		
2007-06	V6/3.9L		34	750	MTZ-34	MTX-34	MTP-34			
2007-06	V8/5.3L	SS	85	625				MT-85		
2005-00	V6/3.4L		78	600	MTZ-78	MTX-78	MTP-78	MT-78	M-78	MTP-78DT
2004-00	V6/3.8L		78	600	MTZ-78	MTX-78	MTP-78	MT-78	M-78	MTP-78DT
2003-00	V6/3.4L	Opt	78	690	MTZ-78	MTX-78	MTP-78	MT-78	M-78	MTP-78DT
2003-00	V6/3.8L	Opt	78	690	MTZ-78	MTX-78	MTP-78	MT-78	M-78	MTP-78DT
1996-95	V8/4.3L		78	600	MTZ-78	MTX-78	MTP-78	MT-78	M-78	MTP-78DT
1996-95	V8/5.7L		78	600	MTZ-78	MTX-78	MTP-78	MT-78	M-78	MTP-78DT
1996-95	V8/5.7L	HD, SEO	78	770	MTZ-78		MTP-78			MTP-78DT
1993-92	V6/4.3L		78	730	MTZ-78	MTX-78	MTP-78	MT-78 ⁴⁸	M-78 ⁴⁸	MTP-78DT
1993-90	V8/5.0L		75	525	MTZ-75DT		MTP-75	MT-75	M-75	MTP-75DT
1993-86	V8/5.7L		78	730	MTZ-78	MTX-78	MTP-78	MT-78 ⁴⁸	M-78 ⁴⁸	MTP-78DT
1990-85	V6/4.3L		75	630	MTZ-75DT		MTP-75	MT-75		MTP-75DT
1989-86	V8/5.0L		70	525			MTP-75	MT-75	M-75	SP-70
1989-86	V8/5.0L	Opt	75	570	MTZ-75DT		MTP-75	MT-75		MTP-75DT
1987-85	V8/5.7L	Opt	75	630	MTZ-75DT		MTP-75	MT-75		MTP-75DT
1985-84	V8/5.0L		75	500	MTZ-75DT		MTP-75	MT-75	M-75	MTP-75DT
1985-84	V8/5.0L	Opt	75	630	MTZ-75DT		MTP-75	MT-75		MTP-75DT
1985-84	V8/5.7L		75	500	MTZ-75DT		MTP-75	MT-75	M-75	MTP-75DT
1985-84	V8/5.7L	Dsl	70 ²	405			MTP-75	MT-75	M-75	SP-70
1985-83	V6/3.8L		71	390	MTZ-75DT		MTP-75	MT-75	M-75	MTP-75DT
1985-83	V6/3.8L	Opt	78	550	MTZ-78	MTX-78	MTP-78	MT-78	M-78	
1985-83	V8/5.7L	Dsl & Opt	78	550	MTZ-78	MTX-78	MTP-78	MT-78	M-78	
1984-83	V6/3.8L	Opt	75	500	MTZ-75DT		MTP-75	MT-75	M-75	MTP-75DT
1982-81	V6/3.8L	HBL & AC	71	350	MTZ-75DT		MTP-75	MT-75	M-75	MTP-75DT
1982-81	V8/4.4L	Opt	73	465	MTZ-75DT		MTP-75	MT-75	M-75	MTP-75DT
1982-81	V8/5.0L		71	350	MTZ-75DT		MTP-75	MT-75	M-75	MTP-75DT
1982-81	V8/5.0L	Opt	73	465	MTZ-75DT		MTP-75	MT-75	M-75	MTP-75DT
1982-81	V8/5.7L	Dsl or HD	73 ²	465	MTZ-75DT		MTP-75	MT-75	M-75	MTP-75DT
1982-81	V8/5.7L	Dsl, HD	74 ²	550	MTZ-78	MTX-78	MTP-78	MT-78	M-78	MTP-78DT
1982-81	V8/5.7L	Opt	74 ²	550	MTZ-78	MTX-78	MTP-78	MT-78	M-78	MTP-78DT
1982-79	V8/5.7L		71	350	MTZ-75DT		MTP-75	MT-75	M-75	MTP-75DT
1980-78	V8/5.0L		71	325	MTZ-75DT		MTP-75	MT-75	M-75	MTP-75DT
1980-78	V8/5.0L	Opt	74	450	MTZ-78	MTX-78	MTP-78	MT-78	M-78	MTP-78DT
1980-78	V8/5.7L		71	325	MTZ-75DT		MTP-75	MT-75	M-75	MTP-75DT
1980-78	V8/5.7L	Opt	74	450	MTZ-78	MTX-78	MTP-78	MT-78	M-78	MTP-78DT
1980-75	V8/5.7L	Opt	74	465	MTZ-78	MTX-78	MTP-78	MT-78	M-78	MTP-78DT
1979-78	L6/4.1L		71	325	MTZ-75DT		MTP-75	MT-75	M-75	MTP-75DT
1979-78	L6/4.1L	Opt	74	450	MTZ-78	MTX-78	MTP-78	MT-78	M-78	MTP-78DT
1977-73	L6/4.1L		72	350	MTZ-75DT		MTP-75	MT-75	M-75	MTP-75DT
1977-71	V8/5.0L		74	450	MTZ-78	MTX-78	MTP-78	MT-78	M-78	MTP-78DT
1977-70	V8/5.7L		74	450	MTZ-78	MTX-78	MTP-78	MT-78	M-78	MTP-78DT
1976-70	V8/7.4L		74	450	MTZ-78	MTX-78	MTP-78	MT-78	M-78	MTP-78DT
1975-70	V8/6.6L		74	450	MTZ-78	MTX-78	MTP-78	MT-78	M-78	MTP-78DT
1972-70	L6/4.1L		74	450	MTZ-78	MTX-78	MTP-78	MT-78	M-78	MTP-78DT
1970-69	V8/5.7L	w/AC	24	325	MTZ-34 ¹		MTP-24	MT-24	M-24HC	MTP-78DT ^{1B}
1970-65	L6/4.1L	w/o AC	22F	250				MT-26R		SP-22F
1969-68	V8/5.0L	w/AC	24	325	MTZ-34 ¹		MTP-24	MT-24	M-24HC	MTP-78DT ^{1B}
1969-65	V8/6.5L	w/AC	24	325	MTZ-34 ¹		MTP-24	MT-24	M-24HC	MTP-78DT ^{1B}
1969-64	V8/5.4L	w/AC	24	325	MTZ-34 ¹		MTP-24	MT-24	M-24HC	MTP-78DT ^{1B}
1969-63	V8/5.3L	w/AC	24	325	MTZ-34 ¹		MTP-24	MT-24	M-24HC	MTP-78DT ^{1B}
1969-63	V8/7.0L	w/AC	24	325	MTZ-34 ¹		MTP-24	MT-24	M-24HC	MTP-78DT ^{1B}
1967-66	L6/4.1L		22F	250				MT-26R		SP-22F
1967-66	L6/4.1L		24	325	MTZ-34 ¹		MTP-24	MT-24	M-24HC	MTP-78DT ^{1B}
1967-63	V8/4.6L	w/AC	24	325	MTZ-34 ¹		MTP-24	MT-24	M-24HC	MTP-78DT ^{1B}
1965-63	L6/3.8L	w/o AC	22F	250				MT-26R		SP-22F
1965-63	V8/6.7L	w/AC	24	325	MTZ-34 ¹		MTP-24	MT-24	M-24HC	MTP-78DT ^{1B}
1965-58	L6/3.8L		24	325	MTZ-34 ¹		MTP-24	MT-24	M-24HC	MTP-78DT ^{1B}
1962-61	V8/6.7L		24	325	MTZ-34 ¹		MTP-24	MT-24	M-24HC	MTP-78DT ^{1B}
1962-58	V8/4.6L		24	325	MTZ-34 ¹		MTP-24	MT-24	M-24HC	MTP-78DT ^{1B}
1961-58	V8/5.7L		24	325	MTZ-34 ¹		MTP-24	MT-24	M-24HC	MTP-78DT ^{1B}
2020	V6/3.6L		48	615	MTZ-48/H6	MTX-48/H6	MTP-48/H6	MT-48/H6		
2019	L4/2.5L	Start-Stop	94R ³³	850	MTZ-94R/H7	MTX-94R/H7				
2019	L4/2.5L	w/o Start-Stop	48	615	MTZ-48/H6	MTX-48/H6	MTP-48/H6	MT-48/H6		
2019	V6/3.6L	Aux for Start-Stop	401 ^{33,50}	180		MTX-AUX12				

Model/Year	Engine	Options	Group Size	Rating (CCA/AH)	Platinum +	Platinum	Gold	Silver	M-Line	Other
					MTZ	MTX	MTP	MT	M	Alternate
Chevrolet • Caprice, Impala (continued)										
2019	V6/3.6L	w/Start-Stop	94R ³³	850	MTZ-94R/H7	MTX-94R/H7				
2016	V8/6.0L	Caprice w/PPkg	94R	700	MTZ-94R/H7	MTX-94R/H7	MTP-94R/H7		M-94R/H7	
2015	V8/6.0L	Caprice	48 ^{33,50}	700	MTZ-48/H6	MTX-48/H6				
2014	L4/2.4L	Hybrid	47	525	MTZ-47/H5	MTX-47/H5		MT-47/H5	M-47/H5	
2014	L4/2.4L	Hybrid	48	615	MTZ-48/H6	MTX-48/H6	MTP-48/H6	MT-48/H6		
2014	V6/3.6L	Caprice, Aux Battery	48 ^{33,50}	700	MTZ-48/H6	MTX-48/H6				
2014	V6/3.6L	Caprice, Primary Battery	48 ^{33,50}	700	MTZ-48/H6	MTX-48/H6				
2009	V6/3.9L		34	600	MTZ-34	MTX-34	MTP-34	MT-34	M-34HC	
2008	V6/3.9L		34	720	MTZ-34	MTX-34	MTP-34			
2005	V6/3.8L		78	770	MTZ-78		MTP-78			MTP-78DT
2005	V6/3.8L	S/C	78	600	MTZ-78	MTX-78	MTP-78	MT-78	M-78	MTP-78DT
2004	V6/3.8L	S/C	78	690	MTZ-78	MTX-78	MTP-78	MT-78	M-78	MTP-78DT
1994	V8/4.3L		75	525	MTZ-75DT		MTP-75	MT-75	M-75	MTP-75DT
1994	V8/5.7L		78	770	MTZ-78		MTP-78			
1987	V8/5.7L	SEO	78	730	MTZ-78	MTX-78	MTP-78	MT-78 ⁴⁸	M-78 ⁴⁸	MTP-78DT
1984	V6/3.8L		70	405	MTZ-75DT		MTP-75	MT-75	M-75	MTP-75DT
1983	V6/3.8L		70	355	MTZ-75DT		MTP-75	MT-75	M-75	MTP-75DT
1983	V8/5.0L		70	355	MTZ-75DT		MTP-75	MT-75	M-75	MTP-75DT
1983	V8/5.0L	Opt	75	500	MTZ-75DT		MTP-75	MT-75	M-75	MTP-75DT
1983	V8/5.7L		70	355	MTZ-75DT		MTP-75	MT-75	M-75	MTP-75DT
1983	V8/5.7L	Dsl	75	500	MTZ-75DT		MTP-75	MT-75	M-75	MTP-75DT
1983	V8/5.7L	Dsl or HD	75	500	MTZ-75DT		MTP-75	MT-75	M-75	MTP-75DT
1983	V8/5.7L	Opt	75	500	MTZ-75DT		MTP-75	MT-75	M-75	MTP-75DT
1982	V6/3.8L		70	400			MTP-75	MT-75	M-75	SP-70
1982	V8/4.4L		71	350	MTZ-75DT		MTP-75	MT-75	M-75	MTP-75DT
1982	V8/5.7L	Dsl	73 ²	465	MTZ-75DT		MTP-75	MT-75	M-75	MTP-75DT
1982	V8/5.7L	Opt	73	465	MTZ-75DT		MTP-75	MT-75	M-75	MTP-75DT
1981	V6/3.8L	Opt	73	465	MTZ-75DT		MTP-75	MT-75	M-75	MTP-75DT
1981	V6/3.8L	Opt	74	550	MTZ-78	MTX-78	MTP-78	MT-78	M-78	MTP-78DT
1981	V8/4.4L		74	550	MTZ-78	MTX-78	MTP-78	MT-78	M-78	MTP-78DT
1981	V8/5.7L		70	350			MTP-75	MT-75	M-75	SP-70
1981	V8/5.7L		78	465	MTZ-78	MTX-78	MTP-78	MT-78	M-78	
1980	V6/3.8L		71	325	MTZ-75DT		MTP-75	MT-75	M-75	MTP-75DT
1980	V6/3.8L	Opt	74	450	MTZ-78	MTX-78	MTP-78	MT-78	M-78	MTP-78DT
1980	V8/4.4L		71	325	MTZ-75DT		MTP-75	MT-75	M-75	MTP-75DT
1980	V8/4.4L	Opt	74	450	MTZ-78	MTX-78	MTP-78	MT-78	M-78	MTP-78DT
1980	V8/5.7L	Opt	74 ²	540	MTZ-78	MTX-78	MTP-78	MT-78	M-78	MTP-78DT
1979	V8/5.7L	Opt	74	505	MTZ-78	MTX-78	MTP-78	MT-78	M-78	MTP-78DT
1976	V8/5.7L		72	350	MTZ-75DT		MTP-75	MT-75	M-75	MTP-75DT
1976	V8/6.6L		72	350	MTZ-75DT		MTP-75	MT-75	M-75	MTP-75DT
1976	V8/7.4L		72	350	MTZ-75DT		MTP-75	MT-75	M-75	MTP-75DT
1975	V8/5.7L		74	350	MTZ-78	MTX-78	MTP-78	MT-78	M-78	MTP-78DT
1970	V8/6.6L	w/AC	24	325	MTZ-34 ¹		MTP-24	MT-24	M-24HC	MTP-78DT ^{1B}
1970	V8/7.4L	w/AC	24	325	MTZ-34 ¹		MTP-24	MT-24	M-24HC	MTP-78DT ^{1B}
1966	L6/4.1L	AC	24	325	MTZ-34 ¹		MTP-24	MT-24	M-24HC	MTP-78DT ^{1B}
1963	V8/7.0L		22F	350				MT-26R		SP-22F
1963	V8/7.0L	AC	24	350	MTZ-34 ¹		MTP-24	MT-24	M-24HC	MTP-78DT ^{1B}
1962	V8/5.3L		24	325	MTZ-34 ¹		MTP-24	MT-24	M-24HC	MTP-78DT ^{1B}
Chevrolet • Captiva Sport										
2015-12	L4/2.4L		48	615	MTZ-48/H6	MTX-48/H6	MTP-48/H6	MT-48/H6		
2012	V6/3.0L		48	660	MTZ-48/H6	MTX-48/H6	MTP-48/H6			
Chevrolet • Cavalier										
2005-92	L4/2.2L		75	525			MTP-75	MT-75	M-75	
2002-96	L4/2.4L		75	600			MTP-75	MT-75		
1994-92	V6/3.1L		75	525			MTP-75	MT-75	M-75	
1991-90	L4/2.2L		75	630			MTP-75	MT-75		
1991-90	V6/3.1L		75	630			MTP-75	MT-75		
2002	L4/2.2L		75	600			MTP-75	MT-75		
1995	L4/2.3L		75	600			MTP-75	MT-75		
Chevrolet • Celebrity										
1990-85	L4/2.5L		75	630	MTZ-75DT		MTP-75	MT-75		MTP-75DT
1990	V6/3.1L		75	630	MTZ-75DT		MTP-75	MT-75		MTP-75DT
Chevrolet • Chevelle										
1973-71	L6/4.1L		71	325	MTZ-75DT		MTP-75	MT-75	M-75	MTP-75DT
1973-71	L6/4.1L	Opt	74	450	MTZ-78	MTX-78	MTP-78	MT-78	M-78	MTP-78DT
1973-71	V8/5.0L		71	325	MTZ-75DT		MTP-75	MT-75	M-75	MTP-75DT
1973-71	V8/5.0L	Opt	74	450	MTZ-78	MTX-78	MTP-78	MT-78	M-78	MTP-78DT
1973-71	V8/5.7L		71	325	MTZ-75DT		MTP-75	MT-75	M-75	MTP-75DT
1973-71	V8/5.7L	Opt	74	450	MTZ-78	MTX-78	MTP-78	MT-78	M-78	MTP-78DT
1973-71	V8/6.6L		71	325	MTZ-75DT		MTP-75	MT-75	M-75	MTP-75DT
1973-71	V8/6.6L	Opt	74	450	MTZ-78	MTX-78	MTP-78	MT-78	M-78	MTP-78DT

	Model/ Year	Engine	Options	Group Size	Rating (CCA/AH)	Platinum +	Platinum	Gold	Silver	M-Line	Other	
						MTZ	MTX	MTP	MT	M	Alternate	
Automotive & Light Truck Automotrices y Camiones Livianos Automobile et Camionnette	Chevrolet • Chevelle (continued)											
	1973-71	V8/7.4L		71	325	MTZ-75DT			MTP-75	MT-75	M-75	MTP-75DT
	1973-71	V8/7.4L	Opt	74	450	MTZ-78	MTX-78		MTP-78	MT-78	M-78	MTP-78DT
	1970-67	L6/4.1L		22F	250					MT-26R		SP-22F
	1969-68	V8/5.0L	Incl Malibu	24	325	MTZ-34 ¹			MTP-24	MT-24	M-24HC	MTP-78DT ^{1B}
	1969-68	V8/5.7L	Incl Malibu	24	325	MTZ-34 ¹			MTP-24	MT-24	M-24HC	MTP-78DT ^{1B}
	1969-67	L6/4.1L	Opt	24	325	MTZ-34 ¹			MTP-24	MT-24	M-24HC	MTP-78DT ^{1B}
	1969-65	V8/6.5L	Incl Malibu	24	325	MTZ-34 ¹			MTP-24	MT-24	M-24HC	MTP-78DT ^{1B}
	1969-64	L6/3.8L		22F	250					MT-26R		SP-22F
	1969-64	L6/3.8L	Opt	24	325	MTZ-34 ¹			MTP-24	MT-24	M-24HC	MTP-78DT ^{1B}
	1968-64	V8/5.3L		24	350	MTZ-34 ¹			MTP-24	MT-24	M-24HC	MTP-78DT ^{1B}
	1967-65	V8/5.4L		24	N/A	MTZ-34 ¹			MTP-24	MT-24	M-24HC	
	1967-64	V8/4.6L	Incl Malibu	24	325	MTZ-34 ¹			MTP-24	MT-24	M-24HC	MTP-78DT ^{1B}
	1970	V8/5.0L		24	325	MTZ-34 ¹			MTP-24	MT-24	M-24HC	MTP-78DT ^{1B}
	1970	V8/5.7L		24	325	MTZ-34 ¹			MTP-24	MT-24	M-24HC	MTP-78DT ^{1B}
1970	V8/6.5L		24	325	MTZ-34 ¹			MTP-24	MT-24	M-24HC	MTP-78DT ^{1B}	
1970	V8/6.6L		24	325	MTZ-34 ¹			MTP-24	MT-24	M-24HC	MTP-78DT ^{1B}	
1970	V8/7.4L		74	450	MTZ-78	MTX-78		MTP-78	MT-78	M-78	MTP-78DT	
Agriculture Agrícola Agriculture	1968	V8/5.4L		24	350	MTZ-34 ¹			MTP-24	MT-24	M-24HC	MTP-78DT ^{1B}
	1966	L6/3.2L		22F	250					MT-26R		SP-22F
	1966	L6/3.2L	AC	24	450	MTZ-34 ¹			MTP-24	MT-24	M-24HC	MTP-78DT ^{1B}
	1966	L6/3.8L	AC or HD	24	325	MTZ-34 ¹			MTP-24	MT-24	M-24HC	MTP-78DT ^{1B}
	1965	L6/3.2L		24	450	MTZ-34 ¹			MTP-24	MT-24	M-24HC	MTP-78DT ^{1B}
Industrial Industrial Industriel	Chevrolet • Chevy II											
	1968-66	V8/5.3L		22F	275					MT-26R		SP-22F
	1968-65	V8/5.3L	HD or w/AC	24	380	MTZ-34 ¹			MTP-24	MT-24	M-24HC	M-24
	1968-65	V8/5.4L	HD or w/AC	24	380	MTZ-34 ¹			MTP-24	MT-24	M-24HC	M-24
	1967-66	V8/4.6L		22F	275					MT-26R		SP-22F
	1967-63	V8/4.6L	HD or w/AC	24	380	MTZ-34 ¹			MTP-24	MT-24	M-24HC	M-24
	1968	V8/5.0L		22F	275					MT-26R		SP-22F
	1968	V8/5.0L	HD or w/AC	24	380	MTZ-34 ¹			MTP-24	MT-24	M-24HC	M-24
	1968	V8/5.7L	HD or w/AC	24	380	MTZ-34 ¹			MTP-24	MT-24	M-24HC	M-24
	1968	V8/6.5L	HD or w/AC	24	380	MTZ-34 ¹			MTP-24	MT-24	M-24HC	M-24
1966	V8/5.4L		22F	275					MT-26R		SP-22F	
Lawn & Garden Césped y Jardín Jardin et Pelouse	Chevrolet • City Express											
	2018-15	L4/2.0L		121R	500					MT-121R		
	Chevrolet • Classic											
	2005-04	L4/2.2L		75	525				MTP-75	MT-75	M-75	
	Chevrolet • Cobalt											
	2010-09	L4/2.0L		90 ⁵⁰	590				MTP-90/T5			
	2010-08	L4/2.2L		90 ⁵⁰	590				MTP-90/T5			
	2008-05	L4/2.0L		90 ⁵⁰	600				MTP-90/T5			
	2007-06	L4/2.4L		90 ⁵⁰	600				MTP-90/T5			
	2007-05	L4/2.2L		90 ⁵⁰	600				MTP-90/T5			
2008	L4/2.4L		90 ⁵⁰	590				MTP-90/T5				
Powersports Vehículos Deportivos Sports Motorisés	Chevrolet • Colorado											
	2022-16	L4/2.8L	Dsl	49 ³³	850	MTZ-49/H8	MTX-49/H8					
	2022-15	L4/2.5L		48	615	MTZ-48/H6	MTX-48/H6		MTP-48/H6	MT-48/H6		
	2022-15	V6/3.6L		48	615	MTZ-48/H6	MTX-48/H6		MTP-48/H6	MT-48/H6		
	2012-09	V8/5.3L		86 ^{11,40}	590				MTP-86			
	2012-08	L4/2.9L		86 ⁴⁰	590				MTP-86			
	2012-07	L5/3.7L		86 ⁴⁰	590				MTP-86			
	2006-04	L4/2.8L		86 ^{11,40}	640				MTP-86			
	2006-04	L5/3.5L		86 ^{11,40}	590				MTP-86			
	2007	L4/2.9L		86 ^{11,40}	640				MTP-86			
2007	L5/3.7L		86 ^{11,40}	590				MTP-86				
Reference Referencia Référence	Chevrolet • Commercial Chassis											
	1994-91	V8/5.7L		78	690	MTZ-78	MTX-78		MTP-78	MT-78	M-78	MTP-78DT
	1992-91	V8/5.0L		78	690	MTZ-78	MTX-78		MTP-78	MT-78	M-78	MTP-78DT
	1992	V6/4.3L		78	690	MTZ-78	MTX-78		MTP-78	MT-78	M-78	MTP-78DT
Chevrolet • Corsica (See Beretta, Corsica)												
Chevrolet • Corvette												
2023-20	V8/6.2L		48	730	MTZ-48/H6	MTX-48/H6		MTP-48/H6				
2019-14	V8/6.2L		48 ⁵⁰	615	MTZ-48/H6	MTX-48/H6		MTP-48/H6	MT-48/H6			
2013-09	V8/6.2L	Dry Sump System Pkg (Z52)	90 ⁵⁰	590				MTP-90/T5				
2013-09	V8/6.2L	Ex Dry Sump System Pkg (Z52)	85	590					MT-85			
2013-09	V8/7.0L	Z06	90 ⁵⁰	590				MTP-90/T5				
2008-07	V8/7.0L	Z06	90 ⁵⁰	600				MTP-90/T5				
2000-97	V8/5.7L		78	600	MTZ-78	MTX-78		MTP-78	MT-78	M-78		

Model/Year	Engine	Options	Group Size	Rating (CCA/AH)	Platinum +	Platinum	Gold	Silver	M-Line	Other
					MTZ	MTX	MTP	MT	M	Alternate
Chevrolet • Corvette (continued)										
1996-90	V8/5.7L	32 Valve	75	690			MTP-75			
1996-89	V8/5.7L	16 Valve	75	525			MTP-75	MT-75	M-75	
1987-86	V8/5.7L		75	630			MTP-75	MT-75		
1985-84	V8/5.7L		75	500			MTP-75	MT-75	M-75	
1982-81	V8/5.7L		73	465			MTP-75	MT-75	M-75	
1980-69	V8/5.7L		71	325	MTZ-75DT		MTP-75	MT-75	M-75	MTP-75DT
1980-69	V8/5.7L	Opt	74	450	MTZ-78	MTX-78	MTP-78	MT-78	M-78	
1974-70	V8/7.4L		71	325	MTZ-75DT		MTP-75	MT-75	M-75	MTP-75DT
1974-70	V8/7.4L	Opt	74	450	MTZ-78	MTX-78	MTP-78	MT-78	M-78	
1968-66	V8/7.0L		24 ⁵⁰	325	MTZ-34 ¹		MTP-24	MT-24	M-24HC	M-24
1968-62	V8/5.3L		24	325	MTZ-34 ¹		MTP-24	MT-24	M-24HC	M-24
1961-57	V8/4.6L		24	325	MTZ-34 ¹		MTP-24	MT-24	M-24HC	M-24
2013	V8/7.0L	Ex Dry Sump System Pkg (Z52)	85	590				MT-85		
2007	V8/6.0L		90 ⁵⁰	600			MTP-90/T5			
2006	V8/6.0L		90	590			MTP-90/T5			
2006	V8/7.0L		90 ⁵⁰	590			MTP-90/T5			
2005	V8/6.0L		86	590			MTP-86			
2004	V8/5.7L		86	590			MTP-86			
2003	V8/5.7L		75 ³³	600			MTP-75 ^{5,48}			
2002	V8/5.7L		75 ³³	525			MTP-75 ^{5,48}			
2001	V8/5.7L		75 ³³	500			MTP-75 ^{5,48}			
1988	V8/5.7L		75	525			MTP-75	MT-75	M-75	
1980	V8/5.0L		71	325	MTZ-75DT		MTP-75	MT-75	M-75	MTP-75DT
1980	V8/5.0L	Opt	74	450	MTZ-78	MTX-78	MTP-78	MT-78	M-78	
1975	V8/5.7L		74	420	MTZ-78	MTX-78	MTP-78	MT-78	M-78	
1969	V8/7.0L		71	325	MTZ-75DT		MTP-75	MT-75	M-75	MTP-75DT
1969	V8/7.0L	Opt	74	450	MTZ-78	MTX-78	MTP-78	MT-78	M-78	
1968	V8/5.4L		24	325	MTZ-34 ¹		MTP-24	MT-24	M-24HC	M-24
1965	V8/6.5L		24	325	MTZ-34 ¹		MTP-24	MT-24	M-24HC	M-24
1956	V8/4.3L		24	325	MTZ-34 ¹		MTP-24	MT-24	M-24HC	M-24
1955	V8/4.3L		24	N/A	MTZ-34 ¹		MTP-24	MT-24	M-24HC	
1953	L6/3.9L		1	N/A						1-VHD
Chevrolet • Cruze										
2019-17	L4/1.6L	Dsl	94R ⁵⁰	720	MTZ-94R/H7	MTX-94R/H7	MTP-94R/H7		M-94R/H7	
2018-16	L4/1.4L	w/o Start-Stop	47 ⁵⁰	525	MTZ-47/H5	MTX-47/H5		MT-47/H5	M-47/H5	
2018-16	L4/1.4L	w/o Start-Stop, Opt	48 ⁵⁰	615	MTZ-48/H6	MTX-48/H6	MTP-48/H6	MT-48/H6		
2018-16	L4/1.4L	w/Start-Stop	94R ^{33,50}	730	MTZ-94R/H7	MTX-94R/H7				
2015-11	L4/1.4L		47	525	MTZ-47/H5	MTX-47/H5		MT-47/H5	M-47/H5	
2015-11	L4/1.8L		47	525	MTZ-47/H5	MTX-47/H5		MT-47/H5	M-47/H5	
2019	L4/1.4L		94R ^{33,50}	800	MTZ-94R/H7	MTX-94R/H7				
2016	L4/1.4L	Limited	94R ³³	730	MTZ-94R/H7	MTX-94R/H7				
2016	L4/1.4L	Premier	94R ³³	730	MTZ-94R/H7	MTX-94R/H7				
2015-14	L4/2.0L	Dsl	94R ³³	730	MTZ-94R/H7	MTX-94R/H7				
Chevrolet • Cruze Limited										
2016	L4/1.4L		94R ³³	730	MTZ-94R/H7	MTX-94R/H7				
2016	L4/1.8L		48	615	MTZ-48/H6	MTX-48/H6	MTP-48/H6	MT-48/H6		
Chevrolet • El Camino										
1987-85	V6/4.3L		75	630	MTZ-75DT		MTP-75	MT-75		MTP-75DT
1987-85	V8/5.0L		75	525	MTZ-75DT		MTP-75	MT-75	M-75	MTP-75DT
1987-85	V8/5.0L	Opt	75	570	MTZ-75DT		MTP-75	MT-75		MTP-75DT
1984-83	V6/3.8L	Opt	78	550	MTZ-78	MTX-78	MTP-78	MT-78	M-78	MTP-78DT
1984-83	V8/5.0L		70	405			MTP-75	MT-75	M-75	SP-70
1984-83	V8/5.0L	Opt	75	500	MTZ-75DT		MTP-75	MT-75	M-75	MTP-75DT
1984-83	V8/5.7L	Dsl, HD	78	550	MTZ-78	MTX-78	MTP-78	MT-78	M-78	MTP-78DT
1984-81	V6/3.8L		70	315			MTP-75	MT-75	M-75	SP-70
1982-81	V8/5.0L	Opt	73	465			MTP-75	MT-75	M-75	
1980-79	V8/4.4L		74	450	MTZ-78	MTX-78	MTP-78	MT-78	M-78	MTP-78DT
1980-78	V6/3.8L		71	275	MTZ-75DT		MTP-75	MT-75	M-75	
1980-76	V8/5.0L		71	350	MTZ-75DT		MTP-75	MT-75	M-75	
1979-76	V8/5.7L		71	350	MTZ-75DT		MTP-75	MT-75	M-75	
1975-72	V8/6.6L		74	350	MTZ-78	MTX-78	MTP-78	MT-78	M-78	MTP-78DT
1975-72	V8/7.4L		74	465	MTZ-78	MTX-78	MTP-78	MT-78	M-78	MTP-78DT
1975-71	V8/5.7L		74	350	MTZ-78	MTX-78	MTP-78	MT-78	M-78	MTP-78DT
1974-72	V8/6.6L		74	465	MTZ-78	MTX-78	MTP-78	MT-78	M-78	MTP-78DT
1974-71	V8/5.7L		74	465	MTZ-78	MTX-78	MTP-78	MT-78	M-78	MTP-78DT
1973-71	V8/5.0L		74	465	MTZ-78	MTX-78	MTP-78	MT-78	M-78	MTP-78DT
1970-69	V8/5.7L		24	350	MTZ-34 ¹		MTP-24	MT-24	M-24HC	M-24
1970-68	V8/5.0L		24	350	MTZ-34 ¹		MTP-24	MT-24	M-24HC	M-24
1967-66	V8/6.5L		24	325	MTZ-34 ¹		MTP-24	MT-24	M-24HC	M-24
1967-64	V8/4.6L		22F	320				MT-26R		SP-22F

	Model/ Year	Engine	Options	Group Size	Rating (CCA/AH)	Platinum +	Platinum	Gold	Silver	M-Line	Other	
						MTZ	MTX	MTP	MT	M	Alternate	
Automotive & Light Truck Automotrices y Camiones Livianos Automobile et Camionnette	Chevrolet • El Camino (continued)											
	1960-59	V8/4.6L		24	450	MTZ-34 ¹		MTP-24	MT-24	M-24HC	M-24	
	1960-59	V8/5.7L		24	450	MTZ-34 ¹		MTP-24	MT-24	M-24HC	M-24	
	1984	V6/3.8L	229cid	70	405			MTP-75	MT-75	M-75	SP-70	
	1984	V6/3.8L	229cid, HD	75	500	MTZ-75DT		MTP-75	MT-75	M-75	MTP-75DT	
	1984	V8/5.7L	Dsl	70 ²	405			MTP-75	MT-75	M-75	SP-70	
	1983	V6/3.8L	229cid	70	355			MTP-75	MT-75	M-75	SP-70	
	1983	V6/3.8L	229cid, HD	70	500			MTP-75	MT-75	M-75	SP-70	
	1983	V8/5.7L	Dsl	75	525	MTZ-75DT		MTP-75	MT-75	M-75	MTP-75DT	
	1982	V6/3.8L	229cid	70	400			MTP-75	MT-75	M-75	SP-70	
	1982	V6/3.8L	Opt	73	465			MTP-75	MT-75	M-75		
	1982	V8/4.4L		70	315			MTP-75	MT-75	M-75	SP-70	
	1982	V8/4.4L	Opt	70	465			MTP-75	MT-75	M-75	SP-70	
	1982	V8/5.0L		70	315			MTP-75	MT-75	M-75	SP-70	
	1981	V6/3.8L	229cid	70	370			MTP-75	MT-75	M-75	SP-70	
	1981	V6/3.8L	229cid, HD	73	465			MTP-75	MT-75	M-75		
	1981	V6/3.8L	Opt	74	550	MTZ-78	MTX-78	MTP-78	MT-78	M-78	MTP-78DT	
	1981	V6/3.8L	w/AC	71	350	MTZ-75DT		MTP-75	MT-75	M-75		
	1981	V8/4.4L		70	370			MTP-75	MT-75	M-75	SP-70	
	1981	V8/4.4L	Opt	73	465			MTP-75	MT-75	M-75		
	1981	V8/5.0L		70	370			MTP-75	MT-75	M-75	SP-70	
	Agriculture Agrícola Agriculture	1976	V8/6.6L		71	350	MTZ-75DT		MTP-75	MT-75	M-75	
		1973	V8/5.0L		74	350	MTZ-78	MTX-78	MTP-78	MT-78	M-78	MTP-78DT
		1972	V8/7.4L		74	350	MTZ-78	MTX-78	MTP-78	MT-78	M-78	MTP-78DT
		1971	V8/6.6L		71	420	MTZ-75DT		MTP-75	MT-75	M-75	
1971		V8/7.4L		71	420	MTZ-75DT		MTP-75	MT-75	M-75		
1970		V8/6.5L		24	340	MTZ-34 ¹		MTP-24	MT-24	M-24HC	M-24	
1970		V8/6.6L		24	350	MTZ-34 ¹		MTP-24	MT-24	M-24HC	M-24	
1970		V8/7.4L		24	350	MTZ-34 ¹		MTP-24	MT-24	M-24HC	M-24	
1969		V8/6.5L		24	350	MTZ-34 ¹		MTP-24	MT-24	M-24HC	M-24	
1968		V8/5.4L		24	350	MTZ-34 ¹		MTP-24	MT-24	M-24HC	M-24	
1968	V8/6.5L		22F	320				MT-26R		SP-22F		
Industrial Industrial Industriel	Chevrolet • Epica											
	2006-04	L6/2.5L		34	600	MTZ-34	MTX-34	MTP-34	MT-34	M-34HC		
	Chevrolet • Equinox											
	2023-18	L4/1.5L		48 ³³	730	MTZ-48/H6	MTX-48/H6					
	2020-18	L4/2.0L		48 ³³	730	MTZ-48/H6	MTX-48/H6					
	2019-18	L4/1.6L	Dsl	48 ³³	730	MTZ-48/H6	MTX-48/H6					
	2017-13	V6/3.6L		48	660	MTZ-48/H6	MTX-48/H6	MTP-48/H6				
	2017-10	L4/2.4L		47	525	MTZ-47/H5	MTX-47/H5		MT-47/H5	M-47/H5		
	2011-10	V6/3.0L		48	615	MTZ-48/H6	MTX-48/H6	MTP-48/H6	MT-48/H6			
	2009-08	V6/3.6L		47	650	MTZ-47/H5	MTX-47/H5		MT-47/H5	M-47/H5		
2009-07	V6/3.4L		47	650	MTZ-47/H5	MTX-47/H5		MT-47/H5	M-47/H5			
2006-05	V6/3.4L		75	600			MTP-75	MT-75				
2012	V6/3.0L		48	660	MTZ-48/H6	MTX-48/H6	MTP-48/H6					
Lawn & Garden Césped y Jardín Jardin et Pelouse	Chevrolet • Express 2500, 3500											
	2021-17	L4/2.8L	Dsl	78 ²	770	MTZ-78						
	Chevrolet • Express Vans (1500-4500, Cargo)											
	2023-96	V6/4.3L		78	600	MTZ-78			MT-78	M-78	MTP-78DT	
	2023-22	V8/6.6L	3500	78	600	MTZ-78			MT-78	M-78	MTP-78DT	
	2023-21	V8/6.6L	2500, 3500	78	600	MTZ-78			MT-78	M-78	MTP-78DT	
	2023-21	V8/6.6L	3500, Opt	78	770	MTZ-78					MTP-78DT	
	2023-17	L4/2.8L	Dsl	78 ²	770	MTZ-78					MTP-78DT	
	2020-03	V8/6.0L		78	600	MTZ-78			MT-78	M-78	MTP-78DT	
	2017-03	V8/4.8L		78	600	MTZ-78			MT-78	M-78	MTP-78DT	
2016-15	V8/6.6L	Dsl	78 ²	770	MTZ-78					MTP-78DT		
2014-07	V8/6.6L	Dsl	78	770	MTZ-78					MTP-78DT		
2014-03	V8/5.3L		78	600	MTZ-78			MT-78	M-78	MTP-78DT		
2013-09	V8/6.6L		78	770	MTZ-78					MTP-78DT		
2005-03	V6/4.3L	Opt	79	800				MT-79				
2005-03	V8/4.8L	Opt	79	800				MT-79				
2005-03	V8/5.3L	Opt	79	800				MT-79				
2005-03	V8/6.0L	Opt	79	800				MT-79				
2002-96	V8/5.0L		78	600	MTZ-78	MTX-78	MTP-78	MT-78	M-78	MTP-78DT		
2002-96	V8/5.7L		78	600	MTZ-78	MTX-78	MTP-78	MT-78	M-78	MTP-78DT		
2002-01	V8/8.1L		78	600	MTZ-78	MTX-78	MTP-78	MT-78	M-78	MTP-78DT		
2001-96	V8/6.5L	Dsl	78	600	MTZ-78	MTX-78	MTP-78	MT-78	M-78	MTP-78DT		
2001-00	V6/4.3L	Opt	78	690	MTZ-78	MTX-78	MTP-78	MT-78	M-78	MTP-78DT		
2001-00	V8/5.0L	Opt	78	690	MTZ-78	MTX-78	MTP-78	MT-78	M-78	MTP-78DT		
2001-00	V8/5.7L	Opt	78	690	MTZ-78	MTX-78	MTP-78	MT-78	M-78	MTP-78DT		
2001-00	V8/6.5L	Dsl, HD	78	690	MTZ-78	MTX-78	MTP-78	MT-78	M-78	MTP-78DT		
2000-96	V8/7.4L		78	600	MTZ-78	MTX-78	MTP-78	MT-78	M-78	MTP-78DT		

Model/Year	Engine	Options	Group Size	Rating (CCA/AH)	Platinum +	Platinum	Gold	Silver	M-Line	Other
					MTZ	MTX	MTP	MT	M	Alternate
Chevrolet • Express Vans (1500-4500, Cargo) (continued)										
2006	V8/6.6L	Dsl	79 ²	800				MT-79		
2002	V6/4.3L	Opt	78	770	MTZ-78		MTP-78			MTP-78DT
2002	V8/5.0L	Opt	78	770	MTZ-78		MTP-78			MTP-78DT
2002	V8/5.7L	Opt	78	770	MTZ-78		MTP-78			MTP-78DT
2002	V8/6.5L	Dsl	78	770	MTZ-78		MTP-78			MTP-78DT
2002	V8/8.1L	Opt	78	770	MTZ-78		MTP-78			MTP-78DT
2001	V8/8.1L	Opt	78	690	MTZ-78	MTX-78	MTP-78	MT-78	M-78	MTP-78DT
2000	V8/7.4L	Opt	78	690	MTZ-78	MTX-78	MTP-78	MT-78	M-78	MTP-78DT
Chevrolet • G-Series Vans										
1996-94	V6/4.3L		78	600	MTZ-78	MTX-78	MTP-78	MT-78	M-78	MTP-78DT
1996-94	V8/5.7L		78	600	MTZ-78	MTX-78	MTP-78	MT-78	M-78	MTP-78DT
1996-94	V8/6.5L	Dsl	78	600	MTZ-78	MTX-78	MTP-78	MT-78	M-78	MTP-78DT
1996-94	V8/7.4L		78	600	MTZ-78	MTX-78	MTP-78	MT-78	M-78	MTP-78DT
1995-94	V8/5.0L		78	600	MTZ-78	MTX-78	MTP-78	MT-78	M-78	MTP-78DT
1993-91	V6/4.3L		78	630	MTZ-78	MTX-78	MTP-78	MT-78	M-78	MTP-78DT
1993-91	V8/5.0L		78	630	MTZ-78	MTX-78	MTP-78	MT-78	M-78	MTP-78DT
1993-91	V8/5.7L		78	630	MTZ-78	MTX-78	MTP-78	MT-78	M-78	MTP-78DT
1993-90	V8/6.2L	Dsl	78	540	MTZ-78	MTX-78	MTP-78	MT-78	M-78	MTP-78DT
1993-90	V8/7.4L		78	630	MTZ-78	MTX-78	MTP-78	MT-78	M-78	MTP-78DT
1990	V8/5.0L		75	525	MTZ-75DT		MTP-75	MT-75	M-75	MTP-75DT
Chevrolet • HHR										
2011-06	L4/2.2L		90 ⁵⁰	600			MTP-90/T5			
2011-06	L4/2.4L		90 ⁵⁰	600			MTP-90/T5			
2010-08	L4/2.0L		90 ⁵⁰	600			MTP-90/T5			
Chevrolet • Impala (See Caprice, Impala)										
Chevrolet • Impala Limited										
2016-14	V6/3.6L	Ex PPKg	34	600	MTZ-34	MTX-34	MTP-34	MT-34	M-34HC	
2016-14	V6/3.6L	PPkg	34	720	MTZ-34	MTX-34	MTP-34			
Chevrolet • K Series Pickup (See C/K, R/V Pickups)										
Chevrolet • LLV										
1995-94	L4/2.2L		75	525	MTZ-75DT		MTP-75	MT-75	M-75	MTP-75DT
1995-94	L4/2.2L	Opt	78	690	MTZ-78	MTX-78	MTP-78	MT-78	M-78	MTP-78DT
1993-90	L4/2.5L		75	525	MTZ-75DT		MTP-75	MT-75	M-75	MTP-75DT
1993-90	L4/2.5L	Opt	78	690	MTZ-78	MTX-78	MTP-78	MT-78	M-78	MTP-78DT
Chevrolet • Lumina, Lumina APV, Venture										
2005-97	V6/3.4L		78	600	MTZ-78	MTX-78	MTP-78	MT-78	M-78	
2001-96	V6/3.1L		78	600	MTZ-78	MTX-78	MTP-78	MT-78	M-78	
1999-98	V6/3.8L		78	690	MTZ-78	MTX-78	MTP-78	MT-78	M-78	
1997-96	V6/3.4L		78	690	MTZ-78	MTX-78	MTP-78	MT-78	M-78	
1995-93	V6/3.1L	HD, SEO	75	690			MTP-75			
1995-92	V6/3.8L		75	630			MTP-75	MT-75		
1995-91	V6/3.4L		75	690			MTP-75			
1995-90	V6/3.1L		75	525			MTP-75	MT-75	M-75	
1992-90	L4/2.5L		75	630			MTP-75	MT-75		
1996	V6/3.4L		75	525			MTP-75	MT-75	M-75	
1993	L4/2.2L		75	525			MTP-75	MT-75	M-75	
1992	V6/3.1L	Opt	75	690			MTP-75			
Chevrolet • Malibu Limited										
2016	L4/2.5L	Aux Battery	401 ^{33,50}	180		MTX-AUX12				
2016	L4/2.5L	Start-Stop	94R ³³	730	MTZ-94R/H7	MTX-94R/H7				
Chevrolet • Malibu, Monte Carlo										
2023-16	L4/1.5L		48 ^{33,50}	700	MTZ-48/H6	MTX-48/H6				
2022-16	L4/2.0L		48	660	MTZ-48/H6	MTX-48/H6	MTP-48/H6			
2019-16	L4/1.8L	Hybrid	47	525	MTZ-47/H5	MTX-47/H5		MT-47/H5	M-47/H5	
2015-14	L4/2.5L	Aux for Start-Stop	401 ^{33,50}	180		MTX-AUX12				
2015-14	L4/2.5L	Start-Stop	49 ³³	850	MTZ-49/H8	MTX-49/H8				
2015-13	L4/2.0L		47	525	MTZ-47/H5	MTX-47/H5		MT-47/H5	M-47/H5	
2014-13	L4/2.4L	Hybrid	47	525	MTZ-47/H5	MTX-47/H5		MT-47/H5	M-47/H5	
2012-09	L4/2.4L		90	590			MTP-90/T5			
2012-08	V6/3.6L		90	590			MTP-90/T5			
2010-08	V6/3.5L		90	590			MTP-90/T5			
2007-06	V8/5.3L	SS	85	625				MT-85		
2007-04	L4/2.2L		75	525			MTP-75	MT-75	M-75	
2006-04	V6/3.5L		75	525			MTP-75	MT-75	M-75	
2005-04	V6/3.8L		78	770	MTZ-78		MTP-78			
2005-00	V6/3.4L		78	600	MTZ-78	MTX-78	MTP-78	MT-78	M-78	
2003-98	V6/3.8L		78	600	MTZ-78	MTX-78	MTP-78	MT-78	M-78	
2003-97	V6/3.1L		75	600			MTP-75	MT-75		
2003-97	V6/3.1L	Ex SS	75	600			MTP-75	MT-75		

	Model/ Year	Engine	Options	Group Size	Rating (CCA/AH)	Platinum +	Platinum	Gold	Silver	M-Line	Other
						MTZ	MTX	MTP	MT	M	Alternate
Chevrolet • Malibu, Monte Carlo (continued)											
Automotive & Light Truck Automotrices y Camiones Livianos Automobile et Camionnette	1999-97	L4/2.4L		75	600			MTP-75	MT-75		
	1999-96	V6/3.1L		78	600	MTZ-78	MTX-78	MTP-78	MT-78	M-78	
	1997-96	V6/3.4L		78	600	MTZ-78	MTX-78	MTP-78	MT-78	M-78	
	1988-86	V8/5.0L		70	525			MTP-75	MT-75	M-75	SP-70
	1988-86	V8/5.0L	Opt	75	570	MTZ-75DT		MTP-75	MT-75		MTP-75DT
	1988-85	V6/4.3L		75	630	MTZ-75DT		MTP-75	MT-75		MTP-75DT
	1987-86	V6/3.8L	Opt	75	630	MTZ-75DT		MTP-75	MT-75		MTP-75DT
	1986-85	V6/3.8L		75	500	MTZ-75DT		MTP-75	MT-75	M-75	MTP-75DT
	1985-84	V8/5.0L		75	500	MTZ-75DT		MTP-75	MT-75	M-75	MTP-75DT
	1985-84	V8/5.0L	Opt	75	630	MTZ-75DT		MTP-75	MT-75		MTP-75DT
Heavy-Duty Truck Camiones Para Servicio Pesado Poids Lourd	1985-83	V6/3.8L	Opt	78	550	MTZ-78	MTX-78	MTP-78	MT-78	M-78	
	1984-83	V6/3.8L	229cid, HD	75	500	MTZ-75DT		MTP-75	MT-75	M-75	MTP-75DT
	1984-83	V8/5.7L	Dsl, HD	78	550	MTZ-78	MTX-78	MTP-78	MT-78	M-78	
	1984-81	V6/3.8L		70	315	MTZ-75DT		MTP-75	MT-75	M-75	MTP-75DT
	1983-82	V6/4.3L	Dsl	75	500	MTZ-75DT		MTP-75	MT-75	M-75	MTP-75DT
	1982-81	V8/4.4L	Opt	73	465			MTP-75	MT-75	M-75	
	1982-81	V8/5.0L	Opt	73	465			MTP-75	MT-75	M-75	
	1980-79	V8/4.4L		71	325	MTZ-75DT		MTP-75	MT-75	M-75	MTP-75DT
	1980-79	V8/4.4L	Opt	74	450	MTZ-78	MTX-78	MTP-78	MT-78	M-78	MTP-78DT
	1980-78	V6/3.8L		71	325	MTZ-75DT		MTP-75	MT-75	M-75	MTP-75DT
Agriculture Agrícola Agriculture	1980-78	V6/3.8L	Opt	74	450	MTZ-78	MTX-78	MTP-78	MT-78	M-78	MTP-78DT
	1980-76	V8/5.0L		71	325	MTZ-75DT		MTP-75	MT-75	M-75	MTP-75DT
	1980-76	V8/5.0L	Opt	74	450	MTZ-78	MTX-78	MTP-78	MT-78	M-78	MTP-78DT
	1980-71	V8/5.7L		71	325	MTZ-75DT		MTP-75	MT-75	M-75	MTP-75DT
	1980-71	V8/5.7L	Opt	74	450	MTZ-78	MTX-78	MTP-78	MT-78	M-78	MTP-78DT
	1979-78	V6/3.3L		71	325	MTZ-75DT		MTP-75	MT-75	M-75	MTP-75DT
	1979-78	V6/3.3L	Opt	74	450	MTZ-78	MTX-78	MTP-78	MT-78	M-78	MTP-78DT
	1977-73	L6/4.1L		71	325	MTZ-75DT		MTP-75	MT-75	M-75	MTP-75DT
	1977-73	L6/4.1L	Opt	74	450	MTZ-78	MTX-78	MTP-78	MT-78	M-78	MTP-78DT
	1976-71	V8/6.6L		71	325	MTZ-75DT		MTP-75	MT-75	M-75	MTP-75DT
Industrial Industriel Industriel	1976-71	V8/6.6L	Opt	74	450	MTZ-78	MTX-78	MTP-78	MT-78	M-78	MTP-78DT
	1975-71	V8/7.4L		71	325	MTZ-75DT		MTP-75	MT-75	M-75	MTP-75DT
	1975-71	V8/7.4L	Opt	74	450	MTZ-78	MTX-78	MTP-78	MT-78	M-78	MTP-78DT
	1967-66	L6/3.8L		22F	N/A				MT-26R		SP-22F
	1967-65	V8/6.5L		24	325	MTZ-34 ¹		MTP-24	MT-24	M-24HC	MTP-78DT ^{1B}
	1967-64	V8/4.6L		24	N/A	MTZ-34 ¹		MTP-24	MT-24	M-24HC	MTP-78DT ^{1B}
	1967-64	V8/4.6L	Incl Malibu	24	325	MTZ-34 ¹		MTP-24	MT-24	M-24HC	MTP-78DT ^{1B}
	1965-64	L6/3.2L		24	N/A	MTZ-34 ¹		MTP-24	MT-24	M-24HC	MTP-78DT ^{1B}
	1965-64	L6/3.8L		24	N/A	MTZ-34 ¹		MTP-24	MT-24	M-24HC	MTP-78DT ^{1B}
	2013	L4/2.5L		47	525	MTZ-47/H5	MTX-47/H5		MT-47/H5	M-47/H5	
Lawn & Garden Césped y Jardín Jardin et Pelouse	2008	L4/2.2L		90	590			MTP-90/T5			
	2008	L4/2.4L	Gas	90	590			MTP-90/T5			
	2008	L4/2.4L	Hybrid	90	590			MTP-90/T5			
	2007	V6/3.5L		34	690	MTZ-34	MTX-34	MTP-34	MT-34		
	2007	V6/3.5L		75	690			MTP-75			
	2007	V6/3.5L	Ex SS	75	690			MTP-75			
	2007	V6/3.9L		75	690			MTP-75			
	2006	V6/3.5L		34	600	MTZ-34	MTX-34	MTP-34	MT-34	M-34HC	
	2006	V6/3.9L		34	750	MTZ-34	MTX-34	MTP-34			
	2006	V6/3.9L		75	590			MTP-75	MT-75		
Powersports Vehículos Deportivos Sports Motorisés	2000	V6/3.4L	Opt	78	690	MTZ-78	MTX-78	MTP-78	MT-78	M-78	
	2000	V6/3.8L	Opt	78	690	MTZ-78	MTX-78	MTP-78	MT-78	M-78	
	1995	V6/3.1L		75	525			MTP-75	MT-75	M-75	
	1995	V6/3.1L	HD, SEO	75	690			MTP-75			
	1995	V6/3.4L		75	690			MTP-75			
	1987	V6/3.8L		75	525	MTZ-75DT		MTP-75	MT-75	M-75	MTP-75DT
	1984	V6/3.8L	229cid	70	405	MTZ-75DT		MTP-75	MT-75	M-75	MTP-75DT
	1984	V8/5.7L	Dsl	70	405	MTZ-75DT		MTP-75	MT-75	M-75	MTP-75DT
	1983	V6/3.8L	229cid	70	355	MTZ-75DT		MTP-75	MT-75	M-75	MTP-75DT
	1983	V6/4.3L	Dsl, HD	78	550	MTZ-78	MTX-78	MTP-78	MT-78	M-78	
Reference Referencia Référence	1983	V8/5.0L		70	405	MTZ-75DT		MTP-75	MT-75	M-75	MTP-75DT
	1983	V8/5.0L	Opt	75	500	MTZ-75DT		MTP-75	MT-75	M-75	MTP-75DT
	1983	V8/5.7L	Dsl	75	500	MTZ-75DT		MTP-75	MT-75	M-75	MTP-75DT
	1982	V6/3.8L	229cid	70	400	MTZ-75DT		MTP-75	MT-75	M-75	MTP-75DT
	1982	V6/4.3L	Dsl, HD	73	465			MTP-75	MT-75	M-75	
	1982	V8/4.4L		70	315	MTZ-75DT		MTP-75	MT-75	M-75	MTP-75DT
	1982	V8/5.0L		70	315	MTZ-75DT		MTP-75	MT-75	M-75	MTP-75DT
	1982	V8/5.7L	Dsl	73 ²	465			MTP-75	MT-75	M-75	
	1982	V8/5.7L	Dsl, HD	74 ²	550	MTZ-78	MTX-78	MTP-78	MT-78	M-78	MTP-78DT
	1981	V6/3.8L	229cid	70	370	MTZ-75DT		MTP-75	MT-75	M-75	MTP-75DT
1981	V6/3.8L	229cid, HD	73	465			MTP-75	MT-75	M-75		
1981	V6/3.8L	HBL & AC	71	350	MTZ-75DT		MTP-75	MT-75	M-75	MTP-75DT	

Model/Year	Engine	Options	Group Size	Rating (CCA/AH)	Platinum +		Gold	Silver	M-Line	Other
					MTZ	MTX	MTP	MT	M	Alternate
Chevrolet • Malibu, Monte Carlo (continued)										
1981	V6/3.8L	Opt	74	550	MTZ-78	MTX-78	MTP-78	MT-78	M-78	MTP-78DT
1981	V8/4.4L		70	370	MTZ-75DT		MTP-75	MT-75	M-75	MTP-75DT
1981	V8/5.0L		70	370	MTZ-75DT		MTP-75	MT-75	M-75	MTP-75DT
1981	V8/5.7L		70	370	MTZ-75DT		MTP-75	MT-75	M-75	MTP-75DT
1981	V8/5.7L	Opt	73	465			MTP-75	MT-75	M-75	
1975	L6/4.1L		72	275	MTZ-75DT		MTP-75	MT-75	M-75	MTP-75DT
1973	V8/5.0L		74	350	MTZ-78	MTX-78	MTP-78	MT-78	M-78	MTP-78DT
1973	V8/5.0L	Opt	74	465	MTZ-78	MTX-78	MTP-78	MT-78	M-78	MTP-78DT
1970	V8/5.7L		24	325	MTZ-34 ¹		MTP-24	MT-24	M-24HC	MTP-78DT ^{1B}
1970	V8/6.6L		24	325	MTZ-34 ¹		MTP-24	MT-24	M-24HC	MTP-78DT ^{1B}
1970	V8/7.4L		74	450	MTZ-78	MTX-78	MTP-78	MT-78	M-78	
1967	L6/4.1L		22F	275				MT-26R		SP-22F
1967	L6/4.1L	Opt	24 ⁷	380	MTZ-34 ¹		MTP-24	MT-24	M-24HC	MTP-78DT ^{1B}
1966	L6/3.2L		22F	N/A				MT-26R		SP-22F
1966	L6/3.2L	AC	24	N/A	MTZ-34 ¹		MTP-24	MT-24	M-24HC	MTP-78DT ^{1B}
1966	L6/3.8L	AC	24	N/A	MTZ-34 ¹		MTP-24	MT-24	M-24HC	MTP-78DT ^{1B}
Chevrolet • Metro										
2001-98	L4/1.3L		26R	390				MT-26R	M-26R	
2000-98	L3/1.0L		26R	390				MT-26R	M-26R	
1992	L4/1.3L		26	440	MTZ-75DT			MT-26	M-26	MTP-75DT
Chevrolet • Monte Carlo (See Malibu, Monte Carlo)										
Chevrolet • Nomad										
1961-58	V8/5.7L	12-Volt	24	350	MTZ-34 ¹		MTP-24	MT-24	M-24HC	M-24
1961-57	V8/4.6L	12-Volt	24	350	MTZ-34 ¹		MTP-24	MT-24	M-24HC	M-24
1961-55	L6/3.8L	12-Volt	24	350	MTZ-34 ¹		MTP-24	MT-24	M-24HC	M-24
1957-55	V8/4.3L	12-Volt	24	350	MTZ-34 ¹		MTP-24	MT-24	M-24HC	M-24
1961	V8/6.7L	12-Volt	24	350	MTZ-34 ¹		MTP-24	MT-24	M-24HC	M-24
Chevrolet • Nova										
1979-78	L6/4.1L		71	275	MTZ-75DT		MTP-75	MT-75	M-75	MTP-75DT
1979-78	V8/5.0L		71	350	MTZ-75DT		MTP-75	MT-75	M-75	MTP-75DT
1979-78	V8/5.7L		71	350	MTZ-75DT		MTP-75	MT-75	M-75	MTP-75DT
1978-71	L6/4.1L	Opt	74	465	MTZ-78	MTX-78	MTP-78	MT-78	M-78	
1977-76	V8/5.0L		72	350			MTP-75	MT-75	M-75	
1977-76	V8/5.0L	Opt	74	465	MTZ-78	MTX-78	MTP-78	MT-78	M-78	
1977-76	V8/5.7L		72	350			MTP-75	MT-75	M-75	
1977-71	L6/4.1L		72	275			MTP-75	MT-75	M-75	
1977-70	V8/5.7L	Opt	74	465	MTZ-78	MTX-78	MTP-78	MT-78	M-78	
1975-73	V8/5.7L		74	350	MTZ-78	MTX-78	MTP-78	MT-78	M-78	
1974-71	V8/5.7L		72	350			MTP-75	MT-75	M-75	
1973-71	V8/5.0L		72	350			MTP-75	MT-75	M-75	
1973-70	V8/5.0L	Opt	74	465	MTZ-78	MTX-78	MTP-78	MT-78	M-78	
1972-71	V8/6.6L		72	350			MTP-75	MT-75	M-75	
1972-70	V8/6.6L	Opt	74	465	MTZ-78	MTX-78	MTP-78	MT-78	M-78	
1971-70	V8/7.4L	Opt	74	465	MTZ-78	MTX-78	MTP-78	MT-78	M-78	
1970-69	L4/2.5L	Opt	24	285	MTZ-34 ¹		MTP-24	MT-24	M-24HC	M-24
1970-69	L6/3.8L	Opt	24	285	MTZ-34 ¹		MTP-24	MT-24	M-24HC	M-24
1970-69	L6/4.1L	Opt	24	285	MTZ-34 ¹		MTP-24	MT-24	M-24HC	M-24
1979	L6/4.1L	Opt	74	505	MTZ-78	MTX-78	MTP-78	MT-78	M-78	
1979	V8/5.0L	Opt	74	505	MTZ-78	MTX-78	MTP-78	MT-78	M-78	
1979	V8/5.7L	Opt	74	505	MTZ-78	MTX-78	MTP-78	MT-78	M-78	
1975	V8/4.3L		74	350	MTZ-78	MTX-78	MTP-78	MT-78	M-78	
1975	V8/4.3L	Opt	74	465	MTZ-78	MTX-78	MTP-78	MT-78	M-78	
1973	V8/5.0L		74	350	MTZ-78	MTX-78	MTP-78	MT-78	M-78	
1971	V8/7.4L		72	350			MTP-75	MT-75	M-75	
1970	L4/2.5L		22F	275				MT-26R		SP-22F
1970	L6/3.8L		22F	275				MT-26R		SP-22F
1970	L6/4.1L		22F	275				MT-26R		SP-22F
1970	V8/5.0L		24	350	MTZ-34 ¹		MTP-24	MT-24	M-24HC	M-24
1970	V8/5.7L		24	350	MTZ-34 ¹		MTP-24	MT-24	M-24HC	M-24
1970	V8/6.5L		24	350	MTZ-34 ¹		MTP-24	MT-24	M-24HC	M-24
1970	V8/6.5L	Opt	74	465	MTZ-78	MTX-78	MTP-78	MT-78	M-78	
1970	V8/6.6L		24	350	MTZ-34 ¹		MTP-24	MT-24	M-24HC	M-24
1970	V8/7.4L		24	350	MTZ-34 ¹		MTP-24	MT-24	M-24HC	M-24
1969	L4/2.5L	AC, AT or HD	24	400	MTZ-34 ¹		MTP-24	MT-24	M-24HC	M-24
1969	L4/2.5L	Ex AC, AT or HD	22F	275				MT-26R		SP-22F
1969	L6/3.8L	AC, AT or HD	24	400	MTZ-34 ¹		MTP-24	MT-24	M-24HC	M-24
1969	L6/3.8L	Ex AC, AT or HD	22F	275				MT-26R		SP-22F
1969	L6/4.1L	AC, AT or HD	24	400	MTZ-34 ¹		MTP-24	MT-24	M-24HC	M-24
1969	L6/4.1L	Ex AC, AT or HD	22F	275				MT-26R		SP-22F
1969	V8/5.0L	AC, AT or HD	24	400	MTZ-34 ¹		MTP-24	MT-24	M-24HC	M-24
1969	V8/5.0L	Ex AC, AT or HD	22F	275				MT-26R		SP-22F

For footnotes, see inside back cover. Notas al Pie de Página 468. Référence de Bas de Page 508.

Automotive & Light Truck
Automotrices y Camiones Livianos
Automobile et Camionette

Heavy-Duty Truck
Camiones Para Servicio Pesado
Poids Lourds

Agriculture
Agrícola
Agriculture

Industrial
Industrial
Industrial

Lawn & Garden
Césped y Jardín
Jardin et Pelouse

Powersports
Vehículos Deportivos
Sports Motorises

Reference
Referencia
Référence

	Model/Year	Engine	Options	Group Size	Rating (CCA/AH)	Platinum +	Platinum	Gold	Silver	M-Line	Other	
						MTZ	MTX	MTP	MT	M	Alternate	
Automotive & Light Truck Automotrices y Camiones Livianos Automobile et Camionnette	Chevrolet • Nova (continued)											
	1969	V8/5.0L	Opt	24	285	MTZ-34 ¹		MTP-24	MT-24	M-24HC	M-24	
	1969	V8/5.7L	AC, AT or HD	24	400	MTZ-34 ¹		MTP-24	MT-24	M-24HC	M-24	
	1969	V8/5.7L	Ex AC, AT or HD	22F	275				MT-26R		SP-22F	
	1969	V8/5.7L	Opt	24	285	MTZ-34 ¹		MTP-24	MT-24	M-24HC	M-24	
	1969	V8/6.5L	AC, AT or HD	24	400	MTZ-34 ¹		MTP-24	MT-24	M-24HC	M-24	
	1969	V8/6.5L	Ex AC, AT or HD	22F	275				MT-26R		SP-22F	
1969	V8/6.5L	Opt	24	285	MTZ-34 ¹		MTP-24	MT-24	M-24HC	M-24		
Heavy-Duty Truck Camiones Para Servicio Pesado Poids Lourds	Chevrolet • Optra											
	2007-04	L4/2.0L		86	640			MTP-86				
	Chevrolet • Orlando											
	2014-12	L4/2.4L		48	615	MTZ-48/H6	MTX-48/H6	MTP-48/H6	MT-48/H6			
	Chevrolet • P30											
	1999-94	V8/6.5L		78	600	MTZ-78	MTX-78	MTP-78	MT-78	M-78	MTP-78DT	
	1999-91	V6/4.3L		78	600	MTZ-78	MTX-78	MTP-78	MT-78	M-78	MTP-78DT	
	1999-91	V8/5.7L		78	600	MTZ-78	MTX-78	MTP-78	MT-78	M-78	MTP-78DT	
	1999-90	V8/7.4L		78	600	MTZ-78	MTX-78	MTP-78	MT-78	M-78	MTP-78DT	
	1993-90	V8/6.2L		78	600	MTZ-78	MTX-78	MTP-78	MT-78	M-78	MTP-78DT	
1991-90	L4/3.9L		75	425	MTZ-75DT		MTP-75	MT-75	M-75	MTP-75DT		
1991-90	L4/3.9L		78	630	MTZ-78	MTX-78	MTP-78	MT-78	M-78	MTP-78DT		
1990-87	V8/5.7L		75	525	MTZ-75DT		MTP-75	MT-75	M-75	MTP-75DT		
1990	V6/4.3L		75	525	MTZ-75DT		MTP-75	MT-75	M-75	MTP-75DT		
Agriculture Agrícola Agriculture	Chevrolet • R Series Pickup (See C/K, R/V Pickups)											
	Chevrolet • Silverado (1500, 2500, 3500)											
	2023-22	V8/5.3L		94R ³³	730	MTZ-94R/H7	MTX-94R/H7					
	2023-20	V8/6.6L	2500HD	94R	720	MTZ-94R/H7	MTX-94R/H7	MTP-94R/H7				
	2023-20	V8/6.6L	3500HD	94R	720	MTZ-94R/H7	MTX-94R/H7	MTP-94R/H7				
	2023-20	V8/6.6L	Aux Battery, 2500HD	48	730	MTZ-48/H6	MTX-48/H6	MTP-48/H6				
	2023-20	V8/6.6L	Aux Battery, 3500HD	48	730	MTZ-48/H6	MTX-48/H6	MTP-48/H6				
	2023-19	V8/6.6L	Dsl, 2500HD	48 ²	730	MTZ-48/H6	MTX-48/H6	MTP-48/H6				
	2023-19	V8/6.6L	Dsl, 3500HD	48 ²	730	MTZ-48/H6	MTX-48/H6	MTP-48/H6				
	2022-21	V8/6.2L		94R ³³	730	MTZ-94R/H7	MTX-94R/H7					
	2022-20	L6/3.0L	1500, Dsl	49 ³³	850	MTZ-49/H8	MTX-49/H8					
	2022-19	L4/2.7L	1500	94R ³³	730	MTZ-94R/H7	MTX-94R/H7					
	2021-19	V8/5.3L	VIN D	94R ³³	730	MTZ-94R/H7	MTX-94R/H7					
	2021-19	V8/5.3L	VIN F	94R	720	MTZ-94R/H7	MTX-94R/H7					
	2021-14	V6/4.3L		48	730	MTZ-48/H6	MTX-48/H6	MTP-48/H6				
	2020-19	V8/6.2L		94R ³³	720	MTZ-94R/H7	MTX-94R/H7					
	2020-19	V8/6.2L		94R ³³	720	MTZ-94R/H7	MTX-94R/H7					
	2019-17	V8/6.0L	2500HD	94R ³³	730	MTZ-48/H6	MTX-48/H6					
	2019-17	V8/6.0L	3500HD	94R ³³	730	MTZ-48/H6	MTX-48/H6					
	2018-15	V8/6.6L	Dsl, Aux	48 ²	730	MTZ-48/H6	MTX-48/H6	MTP-48/H6				
	2018-14	V8/5.3L		94R	720	MTZ-94R/H7	MTX-94R/H7	MTP-94R/H7		M-94R/H7		
	2018-14	V8/6.2L		94R	720	MTZ-94R/H7	MTX-94R/H7	MTP-94R/H7		M-94R/H7		
	2018-08	V8/6.6L	Dsl	48 ²	730	MTZ-48/H6	MTX-48/H6	MTP-48/H6				
	2016-14	V8/6.0L	2500HD, 3500HD	94R	720	MTZ-94R/H7	MTX-94R/H7	MTP-94R/H7		M-94R/H7		
	2014-09	V8/5.3L	Opt	48	730	MTZ-48/H6	MTX-48/H6	MTP-48/H6				
	2013-09	V6/4.3L		48	615	MTZ-48/H6	MTX-48/H6	MTP-48/H6	MT-48/H6			
2013-09	V6/4.3L	Opt	48	730	MTZ-48/H6	MTX-48/H6	MTP-48/H6					
2013-09	V8/4.8L		48	615	MTZ-48/H6	MTX-48/H6	MTP-48/H6	MT-48/H6				
2013-09	V8/4.8L	Opt	48	730	MTZ-48/H6	MTX-48/H6	MTP-48/H6					
2013-09	V8/5.3L		48	615	MTZ-48/H6	MTX-48/H6	MTP-48/H6	MT-48/H6				
2013-09	V8/6.0L		48	615	MTZ-48/H6	MTX-48/H6	MTP-48/H6	MT-48/H6				
2013-09	V8/6.0L	1500 Hybrid	48	730	MTZ-48/H6	MTX-48/H6	MTP-48/H6					
2013-09	V8/6.0L	Opt	48	730	MTZ-48/H6	MTX-48/H6	MTP-48/H6					
2013-09	V8/6.2L		48	615	MTZ-48/H6	MTX-48/H6	MTP-48/H6	MT-48/H6				
2013-09	V8/6.2L	Opt	48	730	MTZ-48/H6	MTX-48/H6	MTP-48/H6					
2008-07	V6/4.3L	From Late 2007	48	615	MTZ-48/H6	MTX-48/H6	MTP-48/H6	MT-48/H6				
2008-07	V8/4.8L	From Late 2007	48	615	MTZ-48/H6	MTX-48/H6	MTP-48/H6	MT-48/H6				
2008-07	V8/5.3L	From Late 2007	48	615	MTZ-48/H6	MTX-48/H6	MTP-48/H6	MT-48/H6				
2008-07	V8/6.0L	From Late 2007	48	615	MTZ-48/H6	MTX-48/H6	MTP-48/H6	MT-48/H6				
Reference Referencia Référence	2007-06	V6/4.3L	Early 2007	78	600	MTZ-78	MTX-78	MTP-78	MT-78	M-78	MTP-75DT	
	2007-06	V8/4.8L	Early 2007	78	600	MTZ-78	MTX-78	MTP-78	MT-78	M-78	MTP-75DT	
	2007-06	V8/5.3L	Early 2007	78	600	MTZ-78	MTX-78	MTP-78	MT-78	M-78	MTP-75DT	
	2007-06	V8/6.0L	Early 2007	78	600	MTZ-78	MTX-78	MTP-78	MT-78	M-78	MTP-75DT	
	2007-03	V8/6.6L	Dsl, HD	78 ²	770	MTZ-78		MTP-78				
	2007-01	V8/6.6L	Dsl	78 ²	600	MTZ-78	MTX-78	MTP-78	MT-78	M-78	MTP-75DT	
	2005-99	V6/4.3L		78	600	MTZ-78	MTX-78	MTP-78	MT-78	M-78	MTP-75DT	
	2005-99	V6/4.3L	Opt	78	770	MTZ-78		MTP-78				
	2005-99	V8/4.8L		78	600	MTZ-78	MTX-78	MTP-78	MT-78	M-78	MTP-75DT	
	2005-99	V8/4.8L	Opt	78	770	MTZ-78		MTP-78				
	2005-99	V8/5.3L		78	600	MTZ-78	MTX-78	MTP-78	MT-78	M-78	MTP-75DT	

Model/Year	Engine	Options	Group Size	Rating (CCA/AH)	Platinum +	Platinum	Gold	Silver	M-Line	Other
					MTZ	MTX	MTP	MT	M	Alternate
Chevrolet • Silverado (1500, 2500, 3500) (continued)										
2005-99	V8/5.3L	Opt	78	770	MTZ-78		MTP-78			
2005-99	V8/6.0L		78	600	MTZ-78	MTX-78	MTP-78	MT-78	M-78	MTP-75DT
2005-99	V8/6.0L	Opt	78	770	MTZ-78		MTP-78			
2005-01	V8/8.1L		78	600	MTZ-78	MTX-78	MTP-78	MT-78	M-78	MTP-75DT
2005-01	V8/8.1L	Opt	78	770	MTZ-78		MTP-78			
2002-01	V8/6.6L	Dsl, HD	78 ²	770	MTZ-78		MTP-78			
2020	V8/5.3L	Aux Battery	48	730	MTZ-48/H6	MTX-48/H6	MTP-48/H6			
2020	V8/6.2L	Aux Battery	48	730	MTZ-48/H6	MTX-48/H6	MTP-48/H6			
2006	V8/8.1L	Early 2007	78	600	MTZ-78	MTX-78	MTP-78	MT-78	M-78	MTP-75DT
Chevrolet • Silverado 1500 LD										
2019	V8/5.3L		94R	720	MTZ-94R/H7	MTX-94R/H7	MTP-94R/H7		M-94R/H7	
Chevrolet • Silverado 3500 Classic										
2007	V8/6.0L	Early	78	600	MTZ-78	MTX-78	MTP-78	MT-78	M-78	
2007	V8/6.0L	Late	48	615	MTZ-48/H6	MTX-48/H6	MTP-48/H6	MT-48/H6		
2007	V8/6.6L	Dsl	78 ²	770	MTZ-78		MTP-78			
2007	V8/8.1L	From Late 2007	48	615	MTZ-48/H6	MTX-48/H6	MTP-48/H6	MT-48/H6		
Chevrolet • Silverado LTD										
2022	L4/2.7L		94R ³³	730	MTZ-94R/H7	MTX-94R/H7				
2022	V6/3.0L	Dsl	49 ³³	850	MTZ-49/H8	MTX-49/H8				
2022	V8/5.3L		94R	720	MTZ-94R/H7	MTX-94R/H7	MTP-94R/H7		M-94R/H7	
2022	V8/6.2L		94R ³³	730	MTZ-94R/H7	MTX-94R/H7				
Chevrolet • Sonic										
2020-12	L4/1.4L		47	525	MTZ-47/H5	MTX-47/H5		MT-47/H5	M-47/H5	
2018-12	L4/1.8L		47	525	MTZ-47/H5	MTX-47/H5		MT-47/H5	M-47/H5	
Chevrolet • Spark										
2022-19	L4/1.4L		140R ⁵⁴	410			MTP-H4			
2022-19	L4/1.4L		140R ⁵⁴	375			MTP-H4			
2015-13	L4/1.2L		140R	375			MTP-H4			
Chevrolet • Spark EV										
2016-14	Electric		140R ³³	520						
Chevrolet • SS										
2017-14	V8/6.2L		48 ^{33,50}	730	MTZ-48/H6	MTX-48/H6				
Chevrolet • S-Series: Blazer, Pickup										
2004-94	V6/4.3L	Opt	75	690	MTZ-75DT		MTP-75			MTP-75DT
2004-88	V6/4.3L		75	525	MTZ-75DT		MTP-75	MT-75	M-75	MTP-75DT
2003-94	L4/2.2L		75	525	MTZ-75DT		MTP-75	MT-75	M-75	MTP-75DT
2003-94	L4/2.2L	Opt	75	690	MTZ-75DT		MTP-75			MTP-75DT
1993-90	L4/2.5L	Opt	78	630	MTZ-78	MTX-78	MTP-78	MT-78	M-78	MTP-75DT
1993-88	V6/4.3L	Opt	78	630	MTZ-78	MTX-78	MTP-78	MT-78	M-78	MTP-75DT
1993-87	V6/2.8L	Opt	78	630	MTZ-78	MTX-78	MTP-78	MT-78	M-78	MTP-75DT
1989-87	V6/2.8L		75	525	MTZ-75DT		MTP-75	MT-75	M-75	MTP-75DT
Chevrolet • SSR										
2006-05	V8/6.0L		78	600	MTZ-78	MTX-78	MTP-78	MT-78	M-78	
2004-03	V8/5.3L		78	600	MTZ-78	MTX-78	MTP-78	MT-78	M-78	
Chevrolet • Suburban										
2023-21	L6/3.0L	Dsl	49 ³³	850	MTZ-49/H8	MTX-49/H8				
2023-21	V8/5.3L		94R ³³	730	MTZ-94R/H7	MTX-94R/H7				
2023-21	V8/6.2L		94R ³³	730	MTZ-94R/H7	MTX-94R/H7				
2020-19	V8/5.3L		94R	720	MTZ-94R/H7	MTX-94R/H7	MTP-94R/H7		M-94R/H7	
2020-19	V8/5.3L	Aux Battery	48	730	MTZ-48/H6	MTX-48/H6	MTP-48/H6			
2020-19	V8/6.2L		94R	720	MTZ-94R/H7	MTX-94R/H7	MTP-94R/H7		M-94R/H7	
2020-19	V8/6.2L	Aux Battery	48	730	MTZ-48/H6	MTX-48/H6	MTP-48/H6			
2014-12	V8/5.3L		48	660	MTZ-48/H6	MTX-48/H6	MTP-48/H6			
2014-09	V8/5.3L	Opt	48	730	MTZ-48/H6	MTX-48/H6	MTP-48/H6			
2013-12	V8/6.0L		48	660	MTZ-48/H6	MTX-48/H6	MTP-48/H6			
2013-09	V8/6.0L	Opt	48	730	MTZ-48/H6	MTX-48/H6	MTP-48/H6			
2011-07	V8/5.3L		48	615	MTZ-48/H6	MTX-48/H6	MTP-48/H6	MT-48/H6		
2011-07	V8/6.0L		48	615	MTZ-48/H6	MTX-48/H6	MTP-48/H6	MT-48/H6		
2006-01	V8/8.1L		78	600	MTZ-78	MTX-78	MTP-78	MT-78	M-78	MTP-75DT
2006-00	V8/5.3L	Primary Battery	78	600	MTZ-78	MTX-78	MTP-78	MT-78	M-78	MTP-75DT
2006-00	V8/6.0L		78	600	MTZ-78	MTX-78	MTP-78	MT-78	M-78	MTP-75DT
2005-03	V8/5.3L	Opt	78	770	MTZ-78		MTP-78			
2005-03	V8/6.0L	Opt	78	770	MTZ-78		MTP-78			
2005-03	V8/8.1L	Opt	78	770	MTZ-78		MTP-78			
2002-01	V8/8.1L	Opt	78	690	MTZ-78	MTX-78	MTP-78	MT-78	M-78	
2002-00	V8/5.3L	Opt	78	690	MTZ-78	MTX-78	MTP-78	MT-78	M-78	
2002-00	V8/6.0L	Opt	78	690	MTZ-78	MTX-78	MTP-78	MT-78	M-78	
2006	V8/6.0L	Opt	78	690	MTZ-78	MTX-78	MTP-78	MT-78	M-78	
2000	V8/5.3L	HD or PPkg	78	770	MTZ-78		MTP-78			
2000	V8/5.3L	PPkg & Opt	78	770	MTZ-78		MTP-78			
2000	V8/6.0L	HD or PPkg	78	770	MTZ-78		MTP-78			

Automotive & Light Truck
Automotrices y Camiones Livianos
Automobile et Camionnette

Heavy-Duty Truck
Camiones Para Servicio Pesado
Poids Lourd

Agriculture
Agrícola
Agriculture

Industrial
Industrial
Industrial

Lawn & Garden
Césped y Jardín
Jardin et Pelouse

Powersports
Vehículos Deportivos
Sports Motorises

Reference
Referencia
Référence

	Model/ Year	Engine	Options	Group Size	Rating (CCA/AH)	Platinum +	Platinum	Gold	Silver	M-Line	Other	
						MTZ	MTX	MTP	MT	M	Alternate	
Automotive & Light Truck Automotrices y Camiones Livianos Automobile et Camionnette	Chevrolet • Suburban 3500 HD											
	2020-19	V8/6.0L	Aux Battery	48	730	MTZ-48/H6	MTX-48/H6	MTP-48/H6				
	2019-16	V8/6.0L		94R	720	MTZ-94R/H7	MTX-94R/H7	MTP-94R/H7		M-94R/H7		
Heavy-Duty Truck Camiones Para Servicio Pesado Poids Lourd	Chevrolet • Tahoe											
	2023-21	V8/6.2L		94R	730	MTZ-94R/H7	MTX-94R/H7	MTP-94R/H7		M-94R/H7		
	2020-19	V8/5.3L	Aux Battery	48	730	MTZ-48/H6	MTX-48/H6	MTP-48/H6				
	2020-19	V8/6.2L	Aux Battery	48	730	MTZ-48/H6	MTX-48/H6	MTP-48/H6				
	2020-18	V8/6.2L		94R	720	MTZ-94R/H7	MTX-94R/H7	MTP-94R/H7		M-94R/H7		
	2020-15	V8/5.3L		94R	720	MTZ-94R/H7	MTX-94R/H7	MTP-94R/H7		M-94R/H7		
	2014-12	V8/5.3L		48	660	MTZ-48/H6	MTX-48/H6	MTP-48/H6				
	2014-09	V8/5.3L	Opt	48	730	MTZ-48/H6	MTX-48/H6	MTP-48/H6				
	2013-12	V8/6.0L	Hybrid	48	660	MTZ-48/H6	MTX-48/H6	MTP-48/H6				
	2013-09	V8/6.0L	Hybrid, Opt	48	730	MTZ-48/H6	MTX-48/H6	MTP-48/H6				
	2011-08	V8/6.0L	Hybrid	48	615	MTZ-48/H6	MTX-48/H6	MTP-48/H6	MT-48/H6			
	2011-07	V8/5.3L		48	615	MTZ-48/H6	MTX-48/H6	MTP-48/H6	MT-48/H6			
	2009-08	V8/6.2L		48	615	MTZ-48/H6	MTX-48/H6	MTP-48/H6	MT-48/H6			
	2009-08	V8/6.2L	Opt	48	730	MTZ-48/H6	MTX-48/H6	MTP-48/H6				
	2009-07	V8/4.8L		48	615	MTZ-48/H6	MTX-48/H6	MTP-48/H6	MT-48/H6			
	Agriculture Agrícola Agriculture	2006-00	V8/4.8L		78	600	MTZ-78	MTX-78	MTP-78	MT-78	M-78	MTP-75DT
		2006-00	V8/5.3L		78	600	MTZ-78	MTX-78	MTP-78	MT-78	M-78	MTP-75DT
		2005-03	V8/4.8L	Opt	78	770	MTZ-78		MTP-78			
		2005-03	V8/5.3L	Opt	78	770	MTZ-78		MTP-78			
		2002-00	V8/4.8L	Opt	78	690	MTZ-78	MTX-78	MTP-78	MT-78	M-78	
2001-00		V8/5.3L	Opt	78	690	MTZ-78	MTX-78	MTP-78	MT-78	M-78		
2000-99		V8/5.7L	Opt	78	690	MTZ-78	MTX-78	MTP-78	MT-78	M-78		
2000-95		V8/5.7L		78	600	MTZ-78	MTX-78	MTP-78	MT-78	M-78		
1998-97		V8/6.5L	Dsl	78	600	MTZ-78	MTX-78	MTP-78	MT-78	M-78	MTP-75DT	
1996-95		V8/6.5L	Dsl	78	770	MTZ-78		MTP-78				
Industrial Industrial Industriel		2022	L6/3.0L	Dsl	94R ³³	730	MTZ-94R/H7	MTX-94R/H7				
		2021	L6/3.0L	Dsl	49 ³³	850	MTZ-49/H8	MTX-49/H8				
	2009	V8/4.8L	Opt	48	730	MTZ-48/H6	MTX-48/H6	MTP-48/H6				
	1999	V8/5.7L	HD, PPKg	78	770	MTZ-78		MTP-78				
	1999	V8/6.5L	Dsl	78	690	MTZ-78	MTX-78	MTP-78	MT-78	M-78		
	Chevrolet • Tracker											
Lawn & Garden Césped y Jardín Jardin et Pelouse	2004-01	V6/2.5L		85	600	MTZ-75DT			MT-85		MTP-75DT	
	2002-99	L4/1.6L		85	550	MTZ-75DT			MT-85		MTP-75DT	
	2002-99	L4/2.0L		85	550	MTZ-75DT			MT-85		MTP-75DT	
	1991-90	L4/1.6L		26	525	MTZ-75DT			MT-26		MTP-75DT	
	2003	L4/2.0L		85	600	MTZ-75DT			MT-85		MTP-75DT	
	1998	L4/1.6L		26R	500				MT-26R	M-26R	MTP-75DT	
	1989	L4/1.6L		45	470				MT-51		SP-45	
	Chevrolet • TrailBlazer											
	2023-21	L3/1.2L		48 ³³	760		MTX-48/H6					
	2023-21	L3/1.3L		48 ³³	760		MTX-48/H6					
2009-06	V8/6.0L		78 ⁴⁰	600	MTZ-78	MTX-78	MTP-78	MT-78	M-78			
2009-02	L6/4.2L		78 ⁴⁰	600	MTZ-78	MTX-78	MTP-78	MT-78	M-78			
2008-06	V8/5.3L		78 ⁴⁰	600	MTZ-78	MTX-78	MTP-78	MT-78	M-78			
Chevrolet • TrailBlazer EXT												
2006-03	V8/5.3L		78 ⁴⁰	600	MTZ-78	MTX-78	MTP-78	MT-78	M-78			
2006-02	L6/4.2L		78 ⁴⁰	600	MTZ-78	MTX-78	MTP-78	MT-78	M-78			
Chevrolet • Traverse												
Powersports Vehículos Deportivos Sports Motorisés	2023-18	V6/3.6L		94R ³³	730	MTZ-94R/H7	MTX-94R/H7					
	2019-18	L4/2.0L		94R ³³	730	MTZ-94R/H7	MTX-94R/H7					
	2019-18	V6/3.6L		94R ³³	730	MTZ-94R/H7	MTX-94R/H7					
	2017-10	V6/3.6L		48 ⁵⁰	660	MTZ-48/H6	MTX-48/H6	MTP-48/H6				
	2009	V6/3.6L		48 ⁵⁰	730	MTZ-48/H6	MTX-48/H6	MTP-48/H6				
Chevrolet • Trax												
2022-21	L4/1.4L		47	525	MTZ-47/H5	MTX-47/H5		MT-47/H5	M-47/H5			
2020-18	L4/1.4L	w/o Start-Stop	47	525	MTZ-47/H5	MTX-47/H5		MT-47/H5	M-47/H5			
2020-18	L4/1.4L	w/Start-Stop	48 ³³	730	MTZ-48/H6	MTX-48/H6						
2017-13	L4/1.4L		47	525	MTZ-47/H5	MTX-47/H5		MT-47/H5	M-47/H5			
Chevrolet • Uplander												
2009-06	V6/3.9L		34	600	MTZ-34	MTX-34	MTP-34	MT-34	M-34HC			
2006-05	V6/3.5L		34	600	MTZ-34	MTX-34	MTP-34	MT-34	M-34HC			
Chevrolet • V Series Pickup (See C/K, R/V Pickups)												
Chevrolet • Volt												
2019-16	L4/1.5L	Hybrid	47 ^{33,50}	630	MTZ-47/H5	MTX-47/H5						
2015-11	L4/1.4L	Hybrid	47 ^{33,50}	630	MTZ-47/H5	MTX-47/H5						

Model/ Year	Engine	Options	Group Size	Rating (CCA/AH)	Platinum +		Gold	Silver	M-Line	Other
					MTZ	MTX	MTP	MT	M	Alternate
Chrysler • 200										
2017-15	L4/2.4L		48	600	MTZ-48/H6	MTX-48/H6	MTP-48/H6	MT-48/H6	M-48/H6	
2017-15	L4/2.4L	Opt	94R	730	MTZ-94R/H7	MTX-94R/H7	MTP-94R/H7		M-94R/H7	
2017-15	V6/3.6L		48	600	MTZ-48/H6	MTX-48/H6	MTP-48/H6	MT-48/H6	M-48/H6	
2017-15	V6/3.6L	Opt	94R	730	MTZ-94R/H7	MTX-94R/H7	MTP-94R/H7		M-94R/H7	
2014-11	L4/2.4L		86	525				MT-86		
2014-11	V6/3.6L		86	525				MT-86		
Chrysler • 300										
2022-11	V6/3.6L		94R ⁵⁰	730	MTZ-94R/H7	MTX-94R/H7	MTP-94R/H7		M-94R/H7	
2022-10	V8/5.7L		94R ⁵⁰	730	MTZ-94R/H7	MTX-94R/H7	MTP-94R/H7		M-94R/H7	
2014-12	V8/6.4L		94R ⁵⁰	730	MTZ-94R/H7	MTX-94R/H7	MTP-94R/H7		M-94R/H7	
2010-05	V6/2.7L		94R ⁵⁰	730	MTZ-94R/H7	MTX-94R/H7	MTP-94R/H7		M-94R/H7	
2010-05	V6/3.5L		94R ⁵⁰	730	MTZ-94R/H7	MTX-94R/H7	MTP-94R/H7		M-94R/H7	
2010-05	V8/6.1L		94R ⁵⁰	730	MTZ-94R/H7	MTX-94R/H7	MTP-94R/H7		M-94R/H7	
2009-08	V6/3.5L		94R ^{50,57}	730	MTZ-94R/H7	MTX-94R/H7	MTP-94R/H7		M-94R/H7	
Chrysler • 300M										
2004-99	V6/3.5L		34	600	MTZ-34	MTX-34	MTP-34	MT-34	M-34HC	
Chrysler • Aspen										
2009-08	V8/4.7L		65 ⁵⁷	750	MTZ-65	MTX-65	MTP-65	MT-65 ¹⁷	M-65HC	MTP-65HD
2009-08	V8/5.7L		65 ⁵⁷	750	MTZ-65	MTX-65	MTP-65	MT-65 ¹⁷	M-65HC	MTP-65HD
2007	V8/4.7L		65	750	MTZ-65	MTX-65	MTP-65	MT-65 ¹⁷	M-65HC	MTP-65HD
2007	V8/5.7L		65	750	MTZ-65	MTX-65	MTP-65	MT-65 ¹⁷	M-65HC	MTP-65HD
Chrysler • Cirrus										
2000-95	L4/2.4L		75	510			MTP-75	MT-75	M-75	
2000-95	V6/2.5L		75	510			MTP-75	MT-75	M-75	
2000	L4/2.0L		75	510			MTP-75	MT-75	M-75	
Chrysler • Concorde, Intrepid, LHS										
2004-98	V6/2.7L		34	500	MTZ-34	MTX-34	MTP-34	MT-34	M-34HC	M-34
2004-95	V6/3.5L		34	600	MTZ-34	MTX-34	MTP-34	MT-34	M-34HC	
2001-98	V6/3.2L		34	600	MTZ-34	MTX-34	MTP-34	MT-34	M-34HC	
1997-95	V6/3.3L		34	600	MTZ-34	MTX-34	MTP-34	MT-34	M-34HC	
1994-93	V6/3.3L		34	500	MTZ-34	MTX-34	MTP-34	MT-34	M-34HC	M-34
1994-93	V6/3.5L		34	500	MTZ-34	MTX-34	MTP-34	MT-34	M-34HC	M-34
Chrysler • Crossfire										
2007-06	V6/3.2L		48 ⁵⁰	640	MTZ-48/H6	MTX-48/H6	MTP-48/H6	MT-48/H6		
2008	V6/3.2L		48 ⁵⁰	700	MTZ-48/H6	MTX-48/H6	MTP-48/H6			
2005	V6/3.2L		48 ⁵⁰	700	MTZ-48/H6	MTX-48/H6	MTP-48/H6			
2004	V6/3.2L		48 ⁵⁰	580	MTZ-48/H6	MTX-48/H6	MTP-48/H6	MT-48/H6	M-48/H6	
Chrysler • Daytona, Dynasty										
1993-92	L4/2.2L		34	600	MTZ-34	MTX-34	MTP-34	MT-34	M-34HC	
1993-92	L4/2.5L		34	600	MTZ-34	MTX-34	MTP-34	MT-34	M-34HC	
1993-91	V6/3.3L		34	500	MTZ-34	MTX-34	MTP-34	MT-34	M-34HC	M-34
1993-89	V6/3.0L		34	500	MTZ-34	MTX-34	MTP-34	MT-34	M-34HC	M-34
1990-88	L4/2.2L		34	500	MTZ-34	MTX-34	MTP-34	MT-34	M-34HC	M-34
1990-88	L4/2.5L		34	500	MTZ-34	MTX-34	MTP-34	MT-34	M-34HC	M-34
1991	L4/2.5L	Ex Turbo	34	625	MTZ-34	MTX-34	MTP-34	MT-34	M-34HC	
1991	L4/2.5L	Turbo	34	500	MTZ-34	MTX-34	MTP-34	MT-34	M-34HC	M-34
1991	V6/3.0L		34	625	MTZ-34	MTX-34	MTP-34	MT-34	M-34HC	
1990	V6/3.3L		34	600	MTZ-34	MTX-34	MTP-34	MT-34	M-34HC	
Chrysler • Grand Caravan										
2021	V6/3.6L		48 ^{33,50}	650	MTZ-48/H6	MTX-48/H6				
2021	V6/3.6L		400 ^{33,50}	200		MTX-AUX14				
Chrysler • Grand Voyager, Voyager										
2003-01	V6/3.3L		34	600	MTZ-34	MTX-34	MTP-34	MT-34	M-34HC	
2003-00	L4/2.4L		34	600	MTZ-34	MTX-34	MTP-34	MT-34	M-34HC	
2000	V6/3.0L		34	500	MTZ-34	MTX-34	MTP-34	MT-34	M-34HC	M-34
2000	V6/3.3L		34	500	MTZ-34	MTX-34	MTP-34	MT-34	M-34HC	M-34
2000	V6/3.3L	Opt	34	600	MTZ-34	MTX-34	MTP-34	MT-34	M-34HC	
Chrysler • Imperial										
1993-91	V6/3.8L		34	500	MTZ-34	MTX-34	MTP-34	MT-34	M-34HC	M-34
1991-90	V6/3.3L		34	500	MTZ-34	MTX-34	MTP-34	MT-34	M-34HC	M-34
Chrysler • LeBaron										
1995-92	V6/3.0L		34	500	MTZ-34	MTX-34	MTP-34	MT-34	M-34HC	M-34
1994-92	L4/2.5L		34	600	MTZ-34	MTX-34	MTP-34	MT-34	M-34HC	
1990-88	L4/2.2L		34	500	MTZ-34	MTX-34	MTP-34	MT-34	M-34HC	M-34
1990-88	L4/2.5L		34	500	MTZ-34	MTX-34	MTP-34	MT-34	M-34HC	M-34
1991	L4/2.5L	Coupe, Ex Turbo	34	625	MTZ-34	MTX-34	MTP-34	MT-34	M-34HC	
1991	L4/2.5L	Coupe/Conv, Ex Turbo	34	625	MTZ-34	MTX-34	MTP-34	MT-34	M-34HC	
1991	L4/2.5L	Coupe/Conv, Turbo	34	500	MTZ-34	MTX-34	MTP-34	MT-34	M-34HC	M-34
1991	L4/2.5L	Sedan	34	625	MTZ-34	MTX-34	MTP-34	MT-34	M-34HC	

	Model/ Year	Engine	Options	Group Size	Rating (CCA/AH)	Platinum +	Platinum	Gold	Silver	M-Line	Other
						MTZ	MTX	MTP	MT	M	Alternate
Automotive & Light Truck Automotrices y Camiones Livianos Automobile et Camionnette	Chrysler • LeBaron (continued)										
	1991	V6/3.0L		34	625	MTZ-34	MTX-34	MTP-34	MT-34	M-34HC	
	1990	V6/3.0L		34	500	MTZ-34	MTX-34	MTP-34	MT-34	M-34HC	M-34
Heavy-Duty Truck Camiones Para Servicio Pesado Poids Lourd	Chrysler • Neon										
	2002-00	L4/2.0L		26R	450				MT-26R	M-26R	
	Chrysler • New Yorker										
	1996-95	V6/3.5L		34	600	MTZ-34	MTX-34	MTP-34	MT-34	M-34HC	
	1993-91	V6/3.8L		34	500	MTZ-34	MTX-34	MTP-34	MT-34	M-34HC	M-34
	1993-90	V6/3.3L		34	500	MTZ-34	MTX-34	MTP-34	MT-34	M-34HC	M-34
	1994	V6/3.5L		34	500	MTZ-34	MTX-34	MTP-34	MT-34	M-34HC	M-34
	Chrysler • Pacifica										
	2022-17	V6/3.6L	Aux for Start-Stop	400 ^{33,50}	200		MTX-AUX14				
	2021-17	V6/3.6L	w/o Start-Stop	94R	730	MTZ-94R/H7	MTX-94R/H7				
2021-17	V6/3.6L	w/Start-Stop	48 ^{33,50}	650	MTZ-48/H6	MTX-48/H6					
2008-07	V6/3.8L		34	600	MTZ-34	MTX-34	MTP-34	MT-34	M-34HC		
2008-07	V6/4.0L		34	600	MTZ-34	MTX-34	MTP-34	MT-34	M-34HC		
2006-05	V6/3.5L		34	600	MTZ-34	MTX-34	MTP-34	MT-34	M-34HC		
2022	V6/3.6L		48	640	MTZ-48/H6	MTX-48/H6	MTP-48/H6	MT-48/H6			
Agriculture Agrícola Agriculture	2017	V6/3.6L	Gas	94R	750	MTZ-94R/H7	MTX-94R/H7	MTP-94R/H7		M-94R/H7	
	2005	V6/3.8L		34	600	MTZ-34	MTX-34	MTP-34	MT-34	M-34HC	
	2004	V6/3.5L		34	500	MTZ-34	MTX-34	MTP-34	MT-34	M-34HC	M-34
	Chrysler • Prowler										
	2002-01	V6/3.5L		34	525	MTZ-34	MTX-34	MTP-34	MT-34	M-34HC	M-34
Chrysler • PT Cruiser											
2010-03	L4/2.4L		26R	510				MT-26R	M-26R		
2002-01	L4/2.4L		26R	540				MT-26R			
Chrysler • Sebring											
2010-07	V6/3.5L	Top Terminal	86	525				MT-86			
2010-01	L4/2.4L	Top Terminal	86	525				MT-86			
2010-01	L4/2.4L	w/side Terminals	75	510			MTP-75	MT-75	M-75		
2010-01	V6/2.7L	Top Terminal	86	525				MT-86			
2010-01	V6/2.7L	w/side Terminals	75	510			MTP-75	MT-75	M-75		
2005-01	V6/3.0L	Top Terminal	86	525				MT-86			
2005-01	V6/3.0L	w/side Terminals	75	510			MTP-75	MT-75	M-75		
2000-98	V6/2.5L	Top Terminal	86	525				MT-86			
2000-95	V6/2.5L	w/side Terminals	75	510			MTP-75	MT-75	M-75		
1999-98	L4/2.0L	Top Terminal	86	525				MT-86			
1999-98	L4/2.0L	w/side Terminals	75	510			MTP-75	MT-75	M-75		
1998-96	L4/2.4L	Conv	75	510			MTP-75	MT-75	M-75		
1997-96	L4/2.0L	Ex Conv w/MT	86	430				MT-86			
1997-95	L4/2.0L	Top Terminal, Ex Conv, Ex MT	86	525				MT-86			
1997-95	V6/2.5L	Top Terminal, Ex Conv, Ex MT	86	525				MT-86			
Lawn & Garden Césped y Jardín Jardin et Pelouse	Chrysler • TC by Maserati										
	1991-90	V6/3.0L		34	500	MTZ-34	MTX-34	MTP-34	MT-34	M-34HC	M-34
	1990-89	L4/2.2L		34	500	MTZ-34	MTX-34	MTP-34	MT-34	M-34HC	M-34
Chrysler • Town & Country											
2016-12	V6/3.6L		94R	730	MTZ-94R/H7	MTX-94R/H7	MTP-94R/H7		M-94R/H7		
2011	V6/3.6L		94R	700	MTZ-94R/H7	MTX-94R/H7	MTP-94R/H7		M-94R/H7		
2010	V6/3.3L		34	600	MTZ-34	MTX-34	MTP-34	MT-34	M-34HC		
2010	V6/3.8L		34	600	MTZ-34	MTX-34	MTP-34	MT-34	M-34HC		
2010	V6/4.0L		34	600	MTZ-34	MTX-34	MTP-34	MT-34	M-34HC		
2009-08	V6/3.3L		34 ⁵⁷	600	MTZ-34			MT-34			
2009-08	V6/3.8L		34 ⁵⁷	600	MTZ-34			MT-34			
2009-08	V6/4.0L		34 ⁵⁷	600	MTZ-34			MT-34			
2007	V6/3.3L		34	600	MTZ-34			MT-34			
2007	V6/3.8L		34	600	MTZ-34			MT-34			
2006-96	V6/3.3L		34	500	MTZ-34	MTX-34	MTP-34	MT-34	M-34HC	M-34	
2006-94	V6/3.8L		34	500	MTZ-34	MTX-34	MTP-34	MT-34	M-34HC	M-34	
2006-94	V6/3.8L	Opt	34	600	MTZ-34	MTX-34	MTP-34	MT-34	M-34HC		
2006-04	V6/3.3L	Opt	34	600	MTZ-34	MTX-34	MTP-34	MT-34	M-34HC		
1997	V6/3.8L		34	600	MTZ-34	MTX-34	MTP-34	MT-34	M-34HC	MTP-78DT	
1993-92	V6/3.3L		34	500	MTZ-34	MTX-34	MTP-34	MT-34	M-34HC	M-34	
1991-90	V6/3.3L		34	625	MTZ-34	MTX-34	MTP-34	MT-34	M-34HC	MTP-78DT	
Reference Referencia Référence	Chrysler • Voyager										
	2022-20	V6/3.6L	Aux for Start-Stop	400 ^{33,50}	200		MTX-AUX14				
	2021-20	V6/3.6L	w/o Start-Stop	94R	730	MTZ-94R/H7	MTX-94R/H7	MTP-94R/H7		M-94R/H7	
	2021-20	V6/3.6L	w/Start-Stop	48 ^{33,50}	650	MTZ-48/H6	MTX-48/H6				
	2022	V6/3.6L		48	650	MTZ-48/H6	MTX-48/H6	MTP-48/H6	MT-48/H6		

Model/Year	Engine	Options	Group Size	Rating (CCA/AH)	Platinum +	Platinum	Gold	Silver	M-Line	Other
					MTZ	MTX	MTP	MT	M	Alternate
Daewoo • Lanos										
2002-99	L4/1.5L		86 ¹¹	525	MTZ-75DT		MTP-86			MTP-75DT
2002-99	L4/1.6L		86 ¹¹	525	MTZ-75DT		MTP-86			MTP-75DT
Daewoo • Leganza										
2002-01	L4/2.2L		86 ¹¹	620	MTZ-75DT		MTP-86			MTP-75DT
2000-99	L4/2.2L		86 ¹¹	630			MTP-86			
Daewoo • Nubira										
2002-01	L4/2.0L		86 ¹¹	620	MTZ-75DT		MTP-86			MTP-75DT
2000-99	L4/2.0L		86 ¹¹	630			MTP-86			
Daihatsu • Charade										
1992-89	L4/1.3L		26R	500				MT-26R	M-26R	MTP-75DT
1992-88	L3/1.0L		26R	500				MT-26R	M-26R	MTP-75DT
Daihatsu • Rocky										
1992-90	L4/1.6L		26	500	MTZ-75DT			MT-26	M-26	MTP-75DT
Dodge • 2000 GTX										
1990	L4/2.0L		24	500	MTZ-34 ¹		MTP-24	MT-24	M-24HC	M-24
Dodge • Avenger										
2014-11	V6/3.6L		86	525				MT-86		
2014-08	L4/2.4L		86	525				MT-86		
2010-08	V6/2.7L		86	525				MT-86		
2010-08	V6/3.5L		86	525				MT-86		
2009-08	V6/3.5L		86 ⁵⁷	525				MT-86		
2000-95	V6/2.5L		86	525				MT-86		
1999-95	L4/2.0L		86	525				MT-86		
1997-95	L4/2.0L	MT	86	430				MT-86		
Dodge • B-Series Vans (150, 250, 350, 1500, 3500)										
1998-96	V8/5.2L		27	600	MTZ-34 ¹			MT-27	M-27	MTP-78DT ^{1B}
1998-96	V8/5.2L	Opt	27	750	MTZ-34 ¹			MT-27	M-27	MTP-78DT ^{1B}
1998-92	V6/3.9L	Ex T-Series	27	600	MTZ-34 ¹			MT-27	M-27	MTP-78DT ^{1B}
1998-92	V6/3.9L	HD, Ex T-Series	27	750	MTZ-34 ¹			MT-27	M-27	MTP-78DT ^{1B}
1998-92	V8/5.2L	Ex T-Series	27	600	MTZ-34 ¹			MT-27	M-27	MTP-78DT ^{1B}
1998-92	V8/5.2L	HD, Ex T-Series	27	750	MTZ-34 ¹			MT-27	M-27	MTP-78DT ^{1B}
1998-92	V8/5.9L	Ex T-Series	27	600	MTZ-34 ¹			MT-27	M-27	MTP-78DT ^{1B}
1998-92	V8/5.9L	HD, Ex T-Series	27	750	MTZ-34 ¹			MT-27	M-27	MTP-78DT ^{1B}
1995-88	V6/3.9L	T-Series	27 ¹⁶	810	MTZ-34 ¹					
1995-88	V8/5.2L	T-Series	27 ¹⁶	810	MTZ-34 ¹					
1995-88	V8/5.9L	T-Series	27 ¹⁶	810	MTZ-34 ¹					
1991-89	V8/5.9L		34	685	MTZ-34	MTX-34	MTP-34	MT-34	M-34HC	
1991-88	V6/3.9L		34	600	MTZ-34	MTX-34	MTP-34	MT-34	M-34HC	
1991-88	V6/3.9L	Opt	34	685	MTZ-34	MTX-34	MTP-34	MT-34	M-34HC	
1991-88	V8/5.2L		34	600	MTZ-34	MTX-34	MTP-34	MT-34	M-34HC	
1991-88	V8/5.2L	Opt	34	685	MTZ-34	MTX-34	MTP-34	MT-34	M-34HC	
1995	V8/5.2L	Cutaway	27 ¹⁶	810	MTZ-34 ¹					
1995	V8/5.2L	Ex Cutaway	27	600	MTZ-34 ¹			MT-27	M-27	MTP-78DT ^{1B}
1995	V8/5.2L	Ex Cutaway, Opt	27	750	MTZ-34 ¹			MT-27	M-27	MTP-78DT ^{1B}
Dodge • Caliber										
2012-07	L4/2.0L		86	525				MT-86		
2011-07	L4/2.4L		86	525				MT-86		
2009-07	L4/1.8L		86	525				MT-86		
Dodge • Caravan, Grand Caravan										
2020-12	V6/3.6L		94R	730	MTZ-94R/H7	MTX-94R/H7	MTP-94R/H7		M-94R/H7	
2011	V6/3.6L		94R	700	MTZ-94R/H7	MTX-94R/H7	MTP-94R/H7		M-94R/H7	
2010	V6/3.8L		34	600	MTZ-34	MTX-34	MTP-34	MT-34	M-34HC	
2010	V6/4.0L		34	600	MTZ-34	MTX-34	MTP-34	MT-34	M-34HC	
2009-08	V6/3.3L		34 ⁵⁷	600	MTZ-34			MT-34		
2009-08	V6/3.8L		34 ⁵⁷	600	MTZ-34			MT-34		
2009-08	V6/4.0L		34 ⁵⁷	600	MTZ-34			MT-34		
2009-07	V6/3.3L		34	600	MTZ-34			MT-34		
2007	L4/2.4L		34	600	MTZ-34			MT-34		
2007	V6/3.8L		34	600	MTZ-34			MT-34		
2006-90	V6/3.3L		34	500	MTZ-34	MTX-34	MTP-34	MT-34	M-34HC	M-34
2006-04	V6/3.8L	Opt	34	600	MTZ-34	MTX-34	MTP-34	MT-34	M-34HC	
2006-03	L4/2.4L		34	500	MTZ-34	MTX-34	MTP-34	MT-34	M-34HC	M-34
2006-03	L4/2.4L	Opt	34	600	MTZ-34	MTX-34	MTP-34	MT-34	M-34HC	
2006-03	V6/3.8L		34	500	MTZ-34	MTX-34	MTP-34	MT-34	M-34HC	M-34
2006-01	V6/3.3L	Opt	34	600	MTZ-34	MTX-34	MTP-34	MT-34	M-34HC	
2002-96	L4/2.4L		34	600	MTZ-34	MTX-34	MTP-34	MT-34	M-34HC	
2002-94	V6/3.8L		34	600	MTZ-34	MTX-34	MTP-34	MT-34	M-34HC	
2000-90	V6/3.0L		34	500	MTZ-34	MTX-34	MTP-34	MT-34	M-34HC	M-34
1999-96	L4/2.4L	Opt	34	685	MTZ-34	MTX-34	MTP-34	MT-34	M-34HC	MTP-78DT
1999-94	V6/3.8L	Opt	34	685	MTZ-34	MTX-34	MTP-34	MT-34	M-34HC	MTP-78DT

Automotive & Light Truck
Automotrices y Camiones Livianos
Automobile et Camionnette

Heavy-Duty Truck
Camiones Para Servicio Pesado
Poids Lourd

Agriculture
Agrícola
Agriculture

Industrial
Industrial
Industrial

Lawn & Garden
Césped y Jardín
Jardin et Pelouse

Powersports
Vehículos Deportivos
Sports Motorisés

Reference
Referencia
Référence

	Model/ Year	Engine	Options	Group Size	Rating (CCA/AH)	Platinum +	Platinum	Gold	Silver	M-Line	Other		
						MTZ	MTX	MTP	MT	M	Alternate		
Automotive & Light Truck Automotrices y Camiones Livianos Automobile et Camionnette	Dodge • Caravan, Grand Caravan (continued)												
	1999-92	V6/3.0L	Opt	34	685	MTZ-34	MTX-34	MTP-34	MT-34	M-34HC	MTP-78DT		
	1999-92	V6/3.3L	Opt	34	685	MTZ-34	MTX-34	MTP-34	MT-34	M-34HC	MTP-78DT		
	1995-92	L4/2.5L		34	600	MTZ-34	MTX-34	MTP-34	MT-34	M-34HC	MTP-78DT		
	1995-92	L4/2.5L	Opt	34	685	MTZ-34	MTX-34	MTP-34	MT-34	M-34HC	MTP-78DT		
	1991-90	V6/3.3L	Opt	34	625	MTZ-34	MTX-34	MTP-34	MT-34	M-34HC	MTP-78DT		
	1991-88	L4/2.5L		34	500	MTZ-34	MTX-34	MTP-34	MT-34	M-34HC	M-34		
	1990	L4/2.5L	Opt	34	625	MTZ-34	MTX-34	MTP-34	MT-34	M-34HC	MTP-78DT		
	1990	V6/3.0L	Opt	34	625	MTZ-34	MTX-34	MTP-34	MT-34	M-34HC	MTP-78DT		
Heavy-Duty Truck Camiones Para Servicio Pesado Poids Lourds	Dodge • Challenger												
	2022-15	V8/6.2L		94R ⁵⁰	730	MTZ-94R/H7	MTX-94R/H7	MTP-94R/H7		M-94R/H7			
	2022-11	V6/3.6L		94R ⁵⁰	730	MTZ-94R/H7	MTX-94R/H7	MTP-94R/H7		M-94R/H7			
	2022-11	V8/6.4L		94R ⁵⁰	730	MTZ-94R/H7	MTX-94R/H7	MTP-94R/H7		M-94R/H7			
	2022-10	V8/5.7L		94R ⁵⁰	730	MTZ-94R/H7	MTX-94R/H7	MTP-94R/H7		M-94R/H7			
	2010-09	V6/3.5L		94R ⁵⁰	730	MTZ-94R/H7	MTX-94R/H7	MTP-94R/H7		M-94R/H7			
	2010-08	V8/6.1L		94R ⁵⁰	730	MTZ-94R/H7	MTX-94R/H7	MTP-94R/H7		M-94R/H7			
	1974-72	V8/6.6L		27	350	MTZ-34 ¹			MT-27	M-27			
	1974-71	V8/5.9L		27	350	MTZ-34 ¹			MT-27	M-27			
	1974-70	V8/5.2L		27	350	MTZ-34 ¹			MT-27	M-27			
	Agriculture Agrícola Agriculture	1973-70	V8/5.6L		27	350	MTZ-34 ¹			MT-27	M-27		
		1972-70	L6/3.7L		27	350	MTZ-34 ¹			MT-27	M-27		
		1972-70	V8/7.2L		27	350	MTZ-34 ¹			MT-27	M-27		
1971-70		L6/3.2L		27	350	MTZ-34 ¹			MT-27	M-27			
1971-70		V8/6.3L		27	350	MTZ-34 ¹			MT-27	M-27			
1971-70		V8/7.0L		27	350	MTZ-34 ¹			MT-27	M-27			
1974		V8/5.9L		24	440	MTZ-34 ¹		MTP-24	MT-24	M-24HC	M-24		
Industrial Industriel Industriel		Dodge • Charger											
		2022-21	V6/3.6L	PPkg	49 ^{33,50}	800	MTZ-49/H8	MTX-49/H8					
	2022-21	V8/5.7L	PPkg	49 ^{33,50}	800	MTZ-49/H8	MTX-49/H8						
	2022-17	V8/6.4L		94R ⁵⁰	730	MTZ-94R/H7	MTX-94R/H7	MTP-94R/H7		M-94R/H7			
	2022-15	V8/6.2L		94R ⁵⁰	730	MTZ-94R/H7	MTX-94R/H7	MTP-94R/H7		M-94R/H7			
	2022-11	V6/3.6L	Ex PPkg	94R ⁵⁰	730	MTZ-94R/H7	MTX-94R/H7	MTP-94R/H7		M-94R/H7			
	2022-10	V8/5.7L	Ex PPkg	94R ⁵⁰	730	MTZ-94R/H7	MTX-94R/H7	MTP-94R/H7		M-94R/H7			
	2020-11	V6/3.6L	PPkg	49 ⁵⁰	800	MTZ-49/H8	MTX-49/H8		MT-49/H8	M-49/H8			
	2020-11	V8/5.7L	PPkg	49 ⁵⁰	800	MTZ-49/H8	MTX-49/H8		MT-49/H8	M-49/H8			
	2020-10	V8/5.7L	Ex PPkg	94R ⁵⁰	730	MTZ-94R/H7	MTX-94R/H7	MTP-94R/H7		M-94R/H7			
	2016-12	V8/6.4L	Ex PPkg	94R ⁵⁰	730	MTZ-94R/H7	MTX-94R/H7	MTP-94R/H7		M-94R/H7			
	2016-12	V8/6.4L	PPkg	49 ⁵⁰	800	MTZ-49/H8	MTX-49/H8		MT-49/H8	M-49/H8			
	2010-06	V6/2.7L	Ex PPkg	94R ⁵⁰	730	MTZ-94R/H7	MTX-94R/H7	MTP-94R/H7		M-94R/H7			
2010	V6/2.7L		94R ⁵⁰	730	MTZ-94R/H7	MTX-94R/H7	MTP-94R/H7		M-94R/H7				
Lawn & Garden Césped y Jardín Jardin et Pelouse	2010	V6/3.5L	Ex PPkg	94R ⁵⁰	730	MTZ-94R/H7	MTX-94R/H7	MTP-94R/H7		M-94R/H7			
	2010	V6/3.5L	PPkg	49 ⁵⁰	800	MTZ-49/H8	MTX-49/H8		MT-49/H8	M-49/H8			
	2010	V8/5.7L	PPkg	49 ⁵⁰	850	MTZ-49/H8	MTX-49/H8		MT-49/H8	M-49/H8			
	2010	V8/6.1L	Ex PPkg	94R ⁵⁰	730	MTZ-94R/H7	MTX-94R/H7	MTP-94R/H7		M-94R/H7			
	2010	V8/6.1L	PPkg	49 ⁵⁰	850	MTZ-49/H8	MTX-49/H8		MT-49/H8	M-49/H8			
	2009	V6/3.5L	PPkg	49 ^{50,57}	800	MTZ-49/H8	MTX-49/H8		MT-49/H8	M-49/H8			
	2009	V8/5.7L	PPkg	49 ^{50,57}	800	MTZ-49/H8	MTX-49/H8		MT-49/H8	M-49/H8			
	2009	V8/6.1L	Ex PPkg	94R ^{50,57}	730	MTZ-94R/H7	MTX-94R/H7	MTP-94R/H7		M-94R/H7			
	2009	V8/6.1L	PPkg	49 ^{50,57}	800	MTZ-49/H8	MTX-49/H8		MT-49/H8	M-49/H8			
	2009-08	V6/2.7L		94R ^{50,57}	730	MTZ-94R/H7	MTX-94R/H7	MTP-94R/H7		M-94R/H7			
	2009-08	V6/3.5L	Ex PPkg	94R ^{50,57}	730	MTZ-94R/H7	MTX-94R/H7	MTP-94R/H7		M-94R/H7			
	Powersports Vehículos Deportivos Sports Motorisés	2009-08	V8/5.7L	Ex PPkg	94R ^{50,57}	730	MTZ-94R/H7	MTX-94R/H7	MTP-94R/H7		M-94R/H7		
		2008-06	V8/5.7L	PPkg	49 ⁵⁰	850	MTZ-49/H8	MTX-49/H8		MT-49/H8	M-49/H8		
2008-06		V8/6.1L	Ex PPkg	94R ⁵⁰	730	MTZ-94R/H7	MTX-94R/H7	MTP-94R/H7		M-94R/H7			
2008-06		V8/6.1L	PPkg	49 ⁵⁰	850	MTZ-49/H8	MTX-49/H8		MT-49/H8	M-49/H8			
2008		V6/3.5L	PPkg	49 ^{50,57}	850	MTZ-49/H8	MTX-49/H8		MT-49/H8	M-49/H8			
2007-06		V6/2.7L		94R ⁵⁰	730	MTZ-94R/H7	MTX-94R/H7	MTP-94R/H7		M-94R/H7			
2007-06		V6/3.5L	Ex PPkg	94R ⁵⁰	730	MTZ-94R/H7	MTX-94R/H7	MTP-94R/H7		M-94R/H7			
2007-06		V6/3.5L	PPkg	49 ⁵⁰	850	MTZ-49/H8	MTX-49/H8		MT-49/H8	M-49/H8			
2007-06		V8/5.7L	Ex PPkg	94R ⁵⁰	730	MTZ-94R/H7	MTX-94R/H7	MTP-94R/H7		M-94R/H7			
Reference Referencia Référence		1977-72	V8/6.6L		27	350	MTZ-34 ¹			MT-27	M-27		
		1977-71	V8/5.9L		27	350	MTZ-34 ¹			MT-27	M-27		
		1977-66	V8/5.2L		27	350	MTZ-34 ¹			MT-27	M-27		
		1976-68	L6/3.7L		27	350	MTZ-34 ¹			MT-27	M-27		
	1974-67	V8/7.2L		27	350	MTZ-34 ¹			MT-27	M-27			
	1973-70	V8/5.6L		27	350	MTZ-34 ¹			MT-27	M-27			
	1971-66	V8/6.3L		27	350	MTZ-34 ¹			MT-27	M-27			
	1971-66	V8/7.0L		27	350	MTZ-34 ¹			MT-27	M-27			
	1974	V8/5.9L		24	440	MTZ-34 ¹		MTP-24	MT-24	M-24HC	M-24		
	1969	V8/7.2L		27	440	MTZ-34 ¹			MT-27	M-27			
	1967	V8/4.5L		27	350	MTZ-34 ¹			MT-27	M-27			
	1966	V8/5.9L		24	350	MTZ-34 ¹		MTP-24	MT-24	M-24HC	M-24		

Automotive & Light Truck
Automotrices y Camiones Livianos
Automobile et Camionnette

Heavy-Duty Truck
Camiones Para Servicio Pesado
Poids Lourd

Agriculture
Agricultura
Agriculture

Industrial
Industrial
Industrial

Lawn & Garden
Césped y Jardín
Jardin et Pelouse

Powersports
Vehículos Deportivos
Sports Motorisés

Reference
Referencia
Référence

Model/ Year	Engine	Options	Group Size	Rating (CCA/AH)	Platinum +		Gold	Silver	M-Line	Other
					MTZ	MTX	MTP	MT	M	Alternate
Dodge • Colt										
1995-93	L4/1.5L	Can	24	580	MTZ-34 ¹		MTP-24	MT-24	M-24HC	MTP-78DT ^{1B}
1995-93	L4/1.5L	US	51	435				MT-51		
1994-93	L4/1.8L	Can	24	580	MTZ-34 ¹		MTP-24	MT-24	M-24HC	MTP-78DT ^{1B}
1994-93	L4/1.8L	US	51	435				MT-51		
1994-93	L4/2.4L	Can	24	580	MTZ-34 ¹		MTP-24	MT-24	M-24HC	MTP-78DT ^{1B}
1994-93	L4/2.4L	US	51	435				MT-51		
1992-91	L4/1.5L	US	25	355	MTZ-34 ¹		MTP-24	MT-25	M-25	MTP-75DT ^{1C}
1992-91	L4/1.5L	US, HD	25	430	MTZ-34 ¹		MTP-24	MT-25	M-25	MTP-75DT ^{1C}
1991-90	L4/1.5L	Can	25	420	MTZ-34 ¹		MTP-24	MT-25	M-25	MTP-75DT ^{1C}
1991-84	L4/2.0L	Can	25	420	MTZ-34 ¹		MTP-24	MT-25	M-25	MTP-75DT ^{1C}
1990-89	L4/1.8L	Wagon	51	435				MT-51		
1990-89	L4/2.0L	Wagon, US	51	435				MT-51		
1990-88	L4/1.5L	Wagon	51	435				MT-51		
1992	L4/1.5L	Can, Ex Wagon	25	420	MTZ-34 ¹		MTP-24	MT-25	M-25	MTP-75DT ^{1C}
1992	L4/1.8L	Can, Ex Wagon	25	420	MTZ-34 ¹		MTP-24	MT-25	M-25	MTP-75DT ^{1C}
1992	L4/1.8L	US	25	355	MTZ-34 ¹		MTP-24	MT-25	M-25	MTP-75DT ^{1C}
1992	L4/1.8L	US, HD	25	430	MTZ-34 ¹		MTP-24	MT-25	M-25	MTP-75DT ^{1C}
1991	L4/2.0L	US	51	435				MT-51		
1990	L4/1.5L		51	435				MT-51		
1990	L4/1.5L	Ex Wagon	25	355	MTZ-34 ¹		MTP-24	MT-25	M-25	MTP-75DT ^{1C}
1990	L4/1.6L		51	435				MT-51		
1990	L4/1.6L	Can	25	420	MTZ-34 ¹		MTP-24	MT-25	M-25	MTP-75DT ^{1C}
1990	L4/1.8L		25	355	MTZ-34 ¹		MTP-24	MT-25	M-25	MTP-75DT ^{1C}
Dodge • D/W Series Pickups (150, 250, 350)										
1993-92	L6/5.9L		27	600	MTZ-34 ¹			MT-27	M-27	
1993-92	L6/5.9L	Opt	27	810	MTZ-34 ¹			MT-27	M-27	
1993-92	V6/3.9L		27	600	MTZ-34 ¹			MT-27	M-27	
1993-92	V6/3.9L	Opt	27	810	MTZ-34 ¹			MT-27	M-27	
1993-92	V8/5.2L		27	600	MTZ-34 ¹			MT-27	M-27	
1993-92	V8/5.2L	Opt	27	810	MTZ-34 ¹			MT-27	M-27	
1993-92	V8/5.9L		27	600	MTZ-34 ¹			MT-27	M-27	
1993-92	V8/5.9L	Opt	27	810	MTZ-34 ¹			MT-27	M-27	
1993-89	L6/5.9L	Dsl	27 ²	600	MTZ-34 ¹			MT-27	M-27	
1993-89	L6/5.9L	Dsl	30H ²	1025						29H-VHD
1993-89	L6/5.9L	Dsl, Opt	78 ²	770	MTZ-78		MTP-78			
1991-89	L6/5.9L		34	600	MTZ-34	MTX-34	MTP-34	MT-34	M-34HC	
1991-89	L6/5.9L	Opt	34	685	MTZ-34	MTX-34	MTP-34	MT-34	M-34HC	
1991-88	V6/3.9L		34	600	MTZ-34	MTX-34	MTP-34	MT-34	M-34HC	
1991-88	V6/3.9L	Opt	34	685	MTZ-34	MTX-34	MTP-34	MT-34	M-34HC	
1991-88	V8/5.2L		34	600	MTZ-34	MTX-34	MTP-34	MT-34	M-34HC	
1991-88	V8/5.2L	Opt	34	685	MTZ-34	MTX-34	MTP-34	MT-34	M-34HC	
1991-88	V8/5.9L		34	600	MTZ-34	MTX-34	MTP-34	MT-34	M-34HC	
1991-88	V8/5.9L	Opt	34	685	MTZ-34	MTX-34	MTP-34	MT-34	M-34HC	
Dodge • Dakota										
2009-08	V6/3.7L		65 ⁵⁷	600	MTZ-65	MTX-65	MTP-65	MT-65 ¹⁷	M-65	MTP-65HD
2009-08	V8/4.7L		65 ⁵⁷	600	MTZ-65	MTX-65	MTP-65	MT-65 ¹⁷	M-65	MTP-65HD
2007-06	V6/3.7L		65	600	MTZ-65	MTX-65	MTP-65	MT-65 ¹⁷	M-65	MTP-65HD
2007-06	V8/4.7L		65	600	MTZ-65	MTX-65	MTP-65	MT-65 ¹⁷	M-65	MTP-65HD
2005-04	V6/3.7L		27	600	MTZ-34 ¹			MT-27	M-27	MTP-78DT ^{1B}
2005-00	V8/4.7L		27	600	MTZ-34 ¹			MT-27	M-27	MTP-78DT ^{1B}
2004-01	V8/4.7L	Opt	27	750	MTZ-34 ¹			MT-27	M-27	MTP-78DT ^{1B}
2003-98	V8/5.9L		27	600	MTZ-34 ¹			MT-27	M-27	MTP-78DT ^{1B}
2003-98	V8/5.9L	Opt	27	750	MTZ-34 ¹			MT-27	M-27	MTP-78DT ^{1B}
2003-92	V6/3.9L		27	600	MTZ-34 ¹			MT-27	M-27	MTP-78DT ^{1B}
2003-92	V6/3.9L	Opt	27	750	MTZ-34 ¹			MT-27	M-27	MTP-78DT ^{1B}
2002-92	L4/2.5L		27	600	MTZ-34 ¹			MT-27	M-27	MTP-78DT ^{1B}
1999-92	L4/2.5L	Opt	27	750	MTZ-34 ¹			MT-27	M-27	MTP-78DT ^{1B}
1999-92	V8/5.2L		27	600	MTZ-34 ¹			MT-27	M-27	MTP-78DT ^{1B}
1999-92	V8/5.2L	Opt	27	750	MTZ-34 ¹			MT-27	M-27	MTP-78DT ^{1B}
1991-89	L4/2.5L		34	600	MTZ-34	MTX-34	MTP-34	MT-34	M-34HC	
1991-89	L4/2.5L	Opt	34	685	MTZ-34	MTX-34	MTP-34	MT-34	M-34HC	
1991-89	V8/5.2L		34	600	MTZ-34	MTX-34	MTP-34	MT-34	M-34HC	
1991-89	V8/5.2L	Opt	34	685	MTZ-34	MTX-34	MTP-34	MT-34	M-34HC	
1991-88	V6/3.9L		34	600	MTZ-34	MTX-34	MTP-34	MT-34	M-34HC	
1991-88	V6/3.9L	Opt	34	685	MTZ-34	MTX-34	MTP-34	MT-34	M-34HC	
2010	V6/3.7L		65	600	MTZ-65	MTX-65	MTP-65	MT-65 ¹⁷	M-65	MTP-65HD
2010	V6/3.7L	Opt	65	750	MTZ-65	MTX-65	MTP-65	MT-65 ¹⁷	M-65HC	MTP-65HD
2010	V8/4.7L		65	600	MTZ-65	MTX-65	MTP-65	MT-65 ¹⁷	M-65	MTP-65HD
2010	V8/4.7L	Opt	65	750	MTZ-65	MTX-65	MTP-65	MT-65 ¹⁷	M-65HC	MTP-65HD
2009	V6/3.7L	Opt	65 ⁵⁷	750	MTZ-65	MTX-65	MTP-65	MT-65 ¹⁷	M-65HC	MTP-65HD
2009	V8/4.7L	Opt	65 ⁵⁷	750	MTZ-65	MTX-65	MTP-65	MT-65 ¹⁷	M-65HC	MTP-65HD

For footnotes, see inside back cover. Notas al Pie de Página 468. Référence de Bas de Page 508.

Automotive & Light Truck
Automotrices y Camiones Livianos
Automobile et CamionnetteHeavy-Duty Truck
Camiones Para Servicio Pesado
Poids LourdsAgriculture
Agrícola
AgricultureIndustrial
Industriel
IndustrielLawn & Garden
Césped y Jardín
Jardin et PelousePowersports
Vehículos Deportivos
Sports MotorisésReference
Referencia
Référence

Model/Year	Engine	Options	Group Size	Rating (CCA/AH)	Platinum +	Platinum	Gold	Silver	M-Line	Other
					MTZ	MTX	MTP	MT	M	Alternate
Dodge • Dakota (continued)										
2006	V6/3.7L	Opt	65	650	MTZ-65	MTX-65	MTP-65	MT-65 ¹⁷	M-65	MTP-65HD
2006	V8/4.7L	Opt	65	650	MTZ-65	MTX-65	MTP-65	MT-65 ¹⁷	M-65	MTP-65HD
Dodge • Dart										
2016-14	L4/1.4L		47	600	MTZ-47/H5	MTX-47/H5		MT-47/H5	M-47/H5	
2016-14	L4/2.0L	SE	47	600	MTZ-47/H5	MTX-47/H5		MT-47/H5	M-47/H5	
2016-13	L4/2.0L	Ex SE	48	600	MTZ-48/H6	MTX-48/H6	MTP-48/H6	MT-48/H6	M-48/H6	
2016-13	L4/2.4L		48	600	MTZ-48/H6	MTX-48/H6	MTP-48/H6	MT-48/H6	M-48/H6	
2016-13	L4/2.4L	Opt	47	500	MTZ-47/H5	MTX-47/H5		MT-47/H5	M-47/H5	
2014-13	L4/1.4L		48	600	MTZ-48/H6	MTX-48/H6	MTP-48/H6	MT-48/H6	M-48/H6	
2014-13	L4/2.0L	SE	47	500	MTZ-47/H5	MTX-47/H5		MT-47/H5	M-47/H5	
2016	L4/2.0L		47	600	MTZ-47/H5	MTX-47/H5		MT-47/H5	M-47/H5	
2014	L4/1.4L		47	500	MTZ-47/H5	MTX-47/H5		MT-47/H5	M-47/H5	
2014	L4/2.0L		47	500	MTZ-47/H5	MTX-47/H5		MT-47/H5	M-47/H5	
Dodge • Daytona										
1993-92	L4/2.2L		34	600	MTZ-34	MTX-34	MTP-34	MT-34	M-34HC	
1993-92	L4/2.5L		34	600	MTZ-34	MTX-34	MTP-34	MT-34	M-34HC	
1993-90	V6/3.0L		34	500	MTZ-34	MTX-34	MTP-34	MT-34	M-34HC	M-34
1990-88	L4/2.2L		34	500	MTZ-34	MTX-34	MTP-34	MT-34	M-34HC	M-34
1990-88	L4/2.5L		34	500	MTZ-34	MTX-34	MTP-34	MT-34	M-34HC	M-34
1991	L4/2.5L	Ex Turbo	34	625	MTZ-34	MTX-34	MTP-34	MT-34	M-34HC	
1991	L4/2.5L	Turbo	34	500	MTZ-34	MTX-34	MTP-34	MT-34	M-34HC	M-34
Dodge • Durango										
2021-18	V6/3.6L	w/o Start-Stop	94R ^{33,50}	700	MTZ-94R/H7	MTX-94R/H7				
2021-18	V6/3.6L	w/Start-Stop	48 ^{33,50}	650	MTZ-48/H6	MTX-48/H6				
2021-18	V8/6.4L		94R ^{33,50}	700	MTZ-94R/H7	MTX-94R/H7				
2021-17	V6/3.6L	Aux for Start-Stop	400 ^{33,50}	200		MTX-AUX14				
2021-17	V6/3.6L	w/Special Service Package	49 ^{33,50}	800	MTZ-49/H8	MTX-49/H8				
2021-14	V8/5.7L	w/o Special Service Package	94R ^{33,50}	700	MTZ-94R/H7	MTX-94R/H7				
2021-14	V8/5.7L	w/Special Service Package	49 ^{33,50}	800	MTZ-49/H8	MTX-49/H8				
2020-18	V8/5.7L		94R ⁵⁰	700	MTZ-94R/H7	MTX-94R/H7	MTP-94R/H7		M-94R/H7	
2020-18	V8/6.4L		94R ⁵⁰	700	MTZ-94R/H7	MTX-94R/H7	MTP-94R/H7		M-94R/H7	
2017-16	V6/3.6L	w/o Start-Stop	94R ^{33,50}	800	MTZ-94R/H7	MTX-94R/H7				
2017-16	V6/3.6L	w/Start-Stop	48 ^{33,50}	760		MTX-48/H6				
2017-15	V8/5.7L		49 ^{33,50}	800	MTZ-49/H8	MTX-49/H8				
2015-14	V6/3.6L		94R ^{33,50}	730	MTZ-94R/H7	MTX-94R/H7				
2013-11	V6/3.6L		94R ^{33,50}	700	MTZ-94R/H7	MTX-94R/H7				
2013-11	V8/5.7L		94R ^{33,50}	700	MTZ-94R/H7	MTX-94R/H7				
2007-04	V6/3.7L		65	600	MTZ-65	MTX-65	MTP-65	MT-65 ¹⁷	M-65	MTP-65HD
2007-04	V8/4.7L		65	600	MTZ-65	MTX-65	MTP-65	MT-65 ¹⁷	M-65	MTP-65HD
2007-04	V8/5.7L		65	600	MTZ-65	MTX-65	MTP-65	MT-65 ¹⁷	M-65	MTP-65HD
2006-04	V6/3.7L	Opt	65	750	MTZ-65	MTX-65	MTP-65	MT-65 ¹⁷	M-65HC	MTP-65HD
2003-98	V8/5.9L		27	600	MTZ-34 ¹			MT-27	M-27	MTP-78DT ^{1B}
2003-98	V8/5.9L	Opt	27	750	MTZ-34 ¹			MT-27	M-27	MTP-78DT ^{1B}
2003-00	V8/4.7L		27	600	MTZ-34 ¹			MT-27	M-27	MTP-78DT ^{1B}
2003-00	V8/4.7L	Opt	27	750	MTZ-34 ¹			MT-27	M-27	MTP-78DT ^{1B}
2000-98	V8/5.2L		27	600	MTZ-34 ¹			MT-27	M-27	MTP-78DT ^{1B}
2000-98	V8/5.2L	Opt	27	750	MTZ-34 ¹			MT-27	M-27	MTP-78DT ^{1B}
1999-98	V6/3.9L		27	600	MTZ-34 ¹			MT-27	M-27	MTP-78DT ^{1B}
1999-98	V6/3.9L	Opt	27	750	MTZ-34 ¹			MT-27	M-27	MTP-78DT ^{1B}
2018	V8/5.7L	Opt	49 ⁵⁰	800	MTZ-49/H8	MTX-49/H8		MT-49/H8	M-49/H8	
2018	V8/6.4L	Opt	49 ⁵⁰	800	MTZ-49/H8	MTX-49/H8		MT-49/H8	M-49/H8	
2016	V6/3.6L	Aux for Start-Stop	400 ^{33,50}	200		MTX-AUX14				
2009	V6/3.7L		65 ⁵⁷	750	MTZ-65	MTX-65	MTP-65	MT-65 ¹⁷	M-65HC	MTP-65HD
2009	V8/4.7L		65 ⁵⁷	750	MTZ-65	MTX-65	MTP-65	MT-65 ¹⁷	M-65HC	MTP-65HD
2009	V8/5.7L		65 ⁵⁷	750	MTZ-65	MTX-65	MTP-65	MT-65 ¹⁷	M-65HC	MTP-65HD
2009	V8/5.7L	Hybrid	90 ⁵⁷	500			MTP-90/T5			
2008	V6/3.7L		65 ⁵⁷	600	MTZ-65	MTX-65	MTP-65	MT-65 ¹⁷	M-65	MTP-65HD
2008	V8/4.7L		65 ⁵⁷	600	MTZ-65	MTX-65	MTP-65	MT-65 ¹⁷	M-65	MTP-65HD
2008	V8/5.7L		65 ⁵⁷	600	MTZ-65	MTX-65	MTP-65	MT-65 ¹⁷	M-65	MTP-65HD
2006	V8/4.7L	Opt	65	750	MTZ-65	MTX-65	MTP-65	MT-65 ¹⁷	M-65HC	MTP-65HD
2006	V8/5.7L	Opt	65	750	MTZ-65	MTX-65	MTP-65	MT-65 ¹⁷	M-65HC	MTP-65HD
Dodge • Dynasty										
1993-92	L4/2.5L		34	600	MTZ-34	MTX-34	MTP-34	MT-34	M-34HC	
1993-90	V6/3.3L		34	500	MTZ-34	MTX-34	MTP-34	MT-34	M-34HC	M-34
1993-88	V6/3.0L		34	500	MTZ-34	MTX-34	MTP-34	MT-34	M-34HC	M-34
1990-88	L4/2.5L		34	500	MTZ-34	MTX-34	MTP-34	MT-34	M-34HC	M-34
1991	L4/2.5L	Ex Turbo	34	625	MTZ-34	MTX-34	MTP-34	MT-34	M-34HC	
Dodge • Grand Caravan (See Caravan, Grand Caravan)										
Dodge • Intrepid										
2004-98	V6/2.7L		34	500	MTZ-34	MTX-34	MTP-34	MT-34	M-34HC	M-34
2004-00	V6/3.5L		34	600	MTZ-34	MTX-34	MTP-34	MT-34	M-34HC	

Model/ Year	Engine	Options	Group Size	Rating (CCA/AH)	Platinum +	Platinum	Gold	Silver	M-Line	Other
					MTZ	MTX	MTP	MT	M	Alternate
Dodge • Intrepid (continued)										
2000-98	V6/3.2L		34	600	MTZ-34	MTX-34	MTP-34	MT-34	M-34HC	
1997-95	V6/3.3L		34	600	MTZ-34	MTX-34	MTP-34	MT-34	M-34HC	
1997-95	V6/3.5L		34	600	MTZ-34	MTX-34	MTP-34	MT-34	M-34HC	
1994-93	V6/3.3L		34	500	MTZ-34	MTX-34	MTP-34	MT-34	M-34HC	M-34
1994-93	V6/3.5L		34	500	MTZ-34	MTX-34	MTP-34	MT-34	M-34HC	M-34
Dodge • Journey										
2020-09	L4/2.4L		86	525				MT-86		
2019-11	V6/3.6L		86	525				MT-86		
2010-09	V6/3.5L		86	525				MT-86		
Dodge • Magnum										
2008-06	V8/6.1L		94R ⁵⁰	730	MTZ-94R/H7	MTX-94R/H7	MTP-94R/H7		M-94R/H7	
2008-05	V6/2.7L		94R ⁵⁰	730	MTZ-94R/H7	MTX-94R/H7	MTP-94R/H7		M-94R/H7	
2008-05	V6/3.5L		94R ⁵⁰	730	MTZ-94R/H7	MTX-94R/H7	MTP-94R/H7		M-94R/H7	
2008-05	V8/5.7L		94R ⁵⁰	730	MTZ-94R/H7	MTX-94R/H7	MTP-94R/H7		M-94R/H7	
Dodge • Monaco										
1992	V6/3.0L		34	600	MTZ-34	MTX-34	MTP-34	MT-34	M-34HC	
1991	V6/3.0L		34	625	MTZ-34	MTX-34	MTP-34	MT-34	M-34HC	
1990	V6/3.0L		34	500	MTZ-34	MTX-34	MTP-34	MT-34	M-34HC	M-34
Dodge • Neon										
2005-03	L4/2.4L		26R	450				MT-26R	M-26R	
2005-00	L4/2.0L		26R	450				MT-26R	M-26R	
1999-95	L4/2.0L		58 ³⁵	450				MT-58	M-58	
Dodge • Nitro										
2011-07	V6/3.7L		34	600	MTZ-34	MTX-34	MTP-34	MT-34	M-34HC	
2011-07	V6/4.0L		34	600	MTZ-34	MTX-34	MTP-34	MT-34	M-34HC	
Dodge • Omni										
1990	L4/2.2L		34	430	MTZ-34	MTX-34	MTP-34	MT-34	M-34HC	M-34
Dodge • Ram 50										
1993-91	L4/2.4L 4WD		51	435				MT-51		
1993-91	L4/2.4L RWD, Can		24	490	MTZ-34 ¹		MTP-24	MT-24	M-24HC	M-24
1993-91	L4/2.4L RWD, US		51	435				MT-51		
1992-91	L4/2.4L RWD, HD, Can		24	580	MTZ-34 ¹		MTP-24	MT-24	M-24HC	
1991-90	V6/3.0L		24	490	MTZ-34 ¹		MTP-24	MT-24	M-24HC	M-24
1991	V6/3.0L Opt		24	580	MTZ-34 ¹		MTP-24	MT-24	M-24HC	
1990	L4/2.4L Can		24	580	MTZ-34 ¹		MTP-24	MT-24	M-24HC	
1990	L4/2.4L US		51	435				MT-51		
Dodge • Ram Pickup (1500-3500)										
2009-08	L6/6.7L Dsl		65 ^{2,57}	750	MTZ-65	MTX-65	MTP-65	MT-65 ¹⁷	M-65HC	MTP-65HD
2007-06	V6/3.7L		65	600	MTZ-65	MTX-65	MTP-65	MT-65 ¹⁷	M-65	MTP-65HD
2007-03	V8/5.7L		65	600	MTZ-65	MTX-65	MTP-65	MT-65 ¹⁷	M-65	MTP-65HD
2007-03	V8/5.7L Opt		65	750	MTZ-65	MTX-65	MTP-65	MT-65 ¹⁷	M-65HC	MTP-65HD
2007-02	L6/5.9L Dsl		65 ²	750	MTZ-65	MTX-65	MTP-65	MT-65 ¹⁷	M-65HC	MTP-65HD
2006-03	V6/3.7L Opt		65	750	MTZ-65	MTX-65	MTP-65	MT-65 ¹⁷	M-65HC	MTP-65HD
2006-03	V8/4.7L Opt		65	750	MTZ-65	MTX-65	MTP-65	MT-65 ¹⁷	M-65HC	MTP-65HD
2005-04	V10/8.3L		65	750	MTZ-65	MTX-65	MTP-65	MT-65 ¹⁷	M-65HC	MTP-65HD
2005-04	V6/3.7L		65	650	MTZ-65	MTX-65	MTP-65	MT-65 ¹⁷	M-65	MTP-65HD
2004-03	V8/4.7L		65	600	MTZ-65	MTX-65	MTP-65	MT-65 ¹⁷	M-65	MTP-65HD
2003-94	V8/5.9L		27	600	MTZ-34 ¹			MT-27	M-27	MTP-78DT ^{1B}
2003-94	V8/5.9L Opt		27	750	MTZ-34 ¹			MT-27	M-27	MTP-78DT ^{1B}
2002-01	V10/8.0L Early 2002		27	750	MTZ-34 ¹			MT-27	M-27	MTP-78DT ^{1B}
2001-97	L6/5.9L Dsl or HD		27 ²	750	MTZ-34 ¹			MT-27	M-27	MTP-78DT ^{1B}
2001-94	V6/3.9L		27	600	MTZ-34 ¹			MT-27	M-27	MTP-78DT ^{1B}
2001-94	V6/3.9L Opt		27	750	MTZ-34 ¹			MT-27	M-27	MTP-78DT ^{1B}
2001-94	V8/5.2L		27	600	MTZ-34 ¹			MT-27	M-27	MTP-78DT ^{1B}
2001-94	V8/5.2L Opt		27	750	MTZ-34 ¹			MT-27	M-27	MTP-78DT ^{1B}
2001-00	L6/5.9L Dsl		27 ²	750	MTZ-34 ¹			MT-27	M-27	MTP-78DT ^{1B}
2000-94	V10/8.0L		27	750	MTZ-34 ¹			MT-27	M-27	MTP-78DT ^{1B}
1996-94	L6/5.9L		27	600	MTZ-34 ¹			MT-27	M-27	MTP-78DT ^{1B}
1996-94	L6/5.9L Dsl		27 ²	750	MTZ-34 ¹			MT-27	M-27	MTP-78DT ^{1B}
2010	L6/6.7L Dsl		94R ²	730	MTZ-94R/H7	MTX-94R/H7	MTP-94R/H7		M-94R/H7	
2010	V6/3.7L		94R	700	MTZ-94R/H7	MTX-94R/H7	MTP-94R/H7		M-94R/H7	
2010	V8/4.7L		94R	700	MTZ-94R/H7	MTX-94R/H7	MTP-94R/H7		M-94R/H7	
2010	V8/5.7L		94R	700	MTZ-94R/H7	MTX-94R/H7	MTP-94R/H7		M-94R/H7	
2009	V6/3.7L Mexico Production		65 ⁵⁷	700	MTZ-65	MTX-65	MTP-65	MT-65 ¹⁷	M-65HC	MTP-65HD
2009	V6/3.7L US Production		94R	700	MTZ-94R/H7	MTX-94R/H7	MTP-94R/H7		M-94R/H7	
2009	V8/4.7L Mexico Production		65 ⁵⁷	700	MTZ-65	MTX-65	MTP-65	MT-65 ¹⁷	M-65HC	MTP-65HD
2009	V8/4.7L US Production		94R ⁵⁷	700	MTZ-94R/H7	MTX-94R/H7	MTP-94R/H7		M-94R/H7	
2009	V8/5.7L Mexico Production		65 ⁵⁷	700	MTZ-65	MTX-65	MTP-65	MT-65 ¹⁷	M-65HC	MTP-65HD
2009	V8/5.7L US Production		94R	700	MTZ-94R/H7	MTX-94R/H7	MTP-94R/H7		M-94R/H7	

For footnotes, see inside back cover. Notas al Pie de Página 468. Référence de Bas de Page 508.

	Model/Year	Engine	Options	Group Size	Rating (CCA/AH)	Platinum +	Platinum	Gold	Silver	M-Line	Other		
						MTZ	MTX	MTP	MT	M	Alternate		
Automotive & Light Truck Automotrices y Camiones Livianos Automobile et Camionnette	Dodge • Ram Pickup (1500-3500) (continued)												
	2008	V6/3.7L		65 ⁵⁷	600	MTZ-65	MTX-65	MTP-65	MT-65 ¹⁷	M-65	MTP-65HD		
	2008	V8/4.7L		65 ⁵⁷	600	MTZ-65	MTX-65	MTP-65	MT-65 ¹⁷	M-65	MTP-65HD		
	2008	V8/5.7L	HD, Mexico Production	65 ⁵⁷	750	MTZ-65	MTX-65	MTP-65	MT-65 ¹⁷	M-65HC	MTP-65HD		
	2008	V8/5.7L	HD, US Production	94R	730	MTZ-94R/H7	MTX-94R/H7	MTP-94R/H7		M-94R/H7			
	2008	V8/5.7L	Mexico Production	65 ⁵⁷	650	MTZ-65	MTX-65	MTP-65	MT-65 ¹⁷	M-65	MTP-65HD		
	2008	V8/5.7L	US Production	94R ⁵⁷	625	MTZ-94R/H7	MTX-94R/H7	MTP-94R/H7		M-94R/H7			
	2007	L6/6.7L	Dsl	65 ²	750	MTZ-65	MTX-65	MTP-65	MT-65 ¹⁷	M-65HC	MTP-65HD		
	2007	V8/4.7L		65	750	MTZ-65	MTX-65	MTP-65	MT-65 ¹⁷	M-65HC	MTP-65HD		
	2006	V10/8.3L		65	600	MTZ-65	MTX-65	MTP-65	MT-65 ¹⁷	M-65	MTP-65HD		
	2006	V10/8.3L	Opt	65	750	MTZ-65	MTX-65	MTP-65	MT-65 ¹⁷	M-65HC	MTP-65HD		
	2006	V8/4.7L		65	600	MTZ-65	MTX-65	MTP-65	MT-65 ¹⁷	M-65	MTP-65HD		
	2005	V8/4.7L		65	650	MTZ-65	MTX-65	MTP-65	MT-65 ¹⁷	M-65	MTP-65HD		
	2003	V10/8.0L	Late 2002 on	65	750	MTZ-65	MTX-65	MTP-65	MT-65 ¹⁷	M-65HC	MTP-65HD		
	2003	V6/3.7L		65	600	MTZ-65	MTX-65	MTP-65	MT-65 ¹⁷	M-65	MTP-65HD		
	2002	L6/5.9L	Dsl, Early, 2500, 3500	27 ²	750	MTZ-34 ¹			MT-27	M-27	MTP-78DT ^{1B}		
	2002	L6/5.9L	Dsl, Late	65 ²	650	MTZ-65	MTX-65	MTP-65	MT-65 ¹⁷	M-65	MTP-65HD		
	2002	L6/5.9L	Dsl, Late 2002, 2500, 3500	65 ²	750	MTZ-65	MTX-65	MTP-65	MT-65 ¹⁷	M-65HC	MTP-65HD		
	2002	V10/8.0L	Late 2002	65	650	MTZ-65	MTX-65	MTP-65	MT-65 ¹⁷	M-65	MTP-65HD		
	2002	V6/3.7L	Early or HD	27	750	MTZ-34 ¹			MT-27	M-27	MTP-78DT ^{1B}		
	2002	V6/3.7L	Late 2002	65	650	MTZ-65	MTX-65	MTP-65	MT-65 ¹⁷	M-65	MTP-65HD		
	2002	V8/4.7L	Late 2002	65	650	MTZ-65	MTX-65	MTP-65	MT-65 ¹⁷	M-65	MTP-65HD		
	2002	V8/4.7L	Late 2002, 2500, 3500	27	750	MTZ-34 ¹			MT-27	M-27	MTP-78DT ^{1B}		
	2002	V8/5.9L	Early or HD	27	750	MTZ-34 ¹			MT-27	M-27	MTP-78DT ^{1B}		
	2002	V8/5.9L	Late 2002	65	650	MTZ-65	MTX-65	MTP-65	MT-65 ¹⁷	M-65	MTP-65HD		
	Heavy-Duty Truck Camiones Para Servicio Pesado Poids Lourd	Dodge • Ram Van (1500-3500)											
2003-99		V6/3.9L		27	600	MTZ-34 ¹			MT-27	M-27	MTP-78DT ^{1B}		
2003-99		V6/3.9L	Opt	27	750	MTZ-34 ¹			MT-27	M-27	MTP-78DT ^{1B}		
2003-99		V8/5.2L		27	600	MTZ-34 ¹			MT-27	M-27	MTP-78DT ^{1B}		
2003-99		V8/5.2L	Opt	27	750	MTZ-34 ¹			MT-27	M-27	MTP-78DT ^{1B}		
2003-99		V8/5.9L		27	600	MTZ-34 ¹			MT-27	M-27	MTP-78DT ^{1B}		
2003-99		V8/5.9L	Opt	27	750	MTZ-34 ¹			MT-27	M-27	MTP-78DT ^{1B}		
Agriculture Agrícola Agriculture		Dodge • Ramcharger											
		1993-92	V8/5.2L		27	610	MTZ-34 ¹			MT-27	M-27	MTP-78DT ^{1B}	
		1993-92	V8/5.2L	Opt	27	685	MTZ-34 ¹			MT-27	M-27	MTP-78DT ^{1B}	
		1993-92	V8/5.9L		27	610	MTZ-34 ¹			MT-27	M-27	MTP-78DT ^{1B}	
		1993-92	V8/5.9L	Opt	27	685	MTZ-34 ¹			MT-27	M-27	MTP-78DT ^{1B}	
		1991-89	V8/5.2L	Opt	34	685	MTZ-34	MTX-34	MTP-34	MT-34	M-34HC		
		1991-89	V8/5.9L	Opt	34	685	MTZ-34	MTX-34	MTP-34	MT-34	M-34HC		
		1991-88	V8/5.2L		34	600	MTZ-34	MTX-34	MTP-34	MT-34	M-34HC		
		1991-88	V8/5.9L		34	600	MTZ-34	MTX-34	MTP-34	MT-34	M-34HC		
		Industrial Industrial Industriel	Dodge • Shadow										
			1994-92	L4/2.5L		34	600	MTZ-34	MTX-34	MTP-34	MT-34	M-34HC	
			1994-92	V6/3.0L		34	500	MTZ-34	MTX-34	MTP-34	MT-34	M-34HC	M-34
			1994-90	L4/2.2L		34	500	MTZ-34	MTX-34	MTP-34	MT-34	M-34HC	M-34
1990-88			L4/2.5L		34	500	MTZ-34	MTX-34	MTP-34	MT-34	M-34HC	M-34	
1991			L4/2.5L		34	625	MTZ-34	MTX-34	MTP-34	MT-34	M-34HC		
Lawn & Garden Césped y Jardín Jardin et Pelouse			Dodge • Spirit										
			1995-91	L4/2.5L		34	600	MTZ-34	MTX-34	MTP-34	MT-34	M-34HC	
			1995-89	V6/3.0L		34	500	MTZ-34	MTX-34	MTP-34	MT-34	M-34HC	M-34
			1992-91	L4/2.2L		34	600	MTZ-34	MTX-34	MTP-34	MT-34	M-34HC	
	1990-89		L4/2.5L		34	500	MTZ-34	MTX-34	MTP-34	MT-34	M-34HC	M-34	
	Powersports Vehículos Deportivos Sports Motorisés		Dodge • Sprinter 2500										
			2009-07	V6/3.0L	Dsl	49 ⁵⁰	850	MTZ-49/H8	MTX-49/H8		MT-49/H8	M-49/H8	
2008-07		V6/3.5L		49 ⁵⁰	850	MTZ-49/H8	MTX-49/H8		MT-49/H8	M-49/H8			
2006-03		L5/2.7L	Dsl	49 ⁵⁰	850	MTZ-49/H8	MTX-49/H8		MT-49/H8	M-49/H8			
Reference Referencia Référence		Dodge • Sprinter 3500											
		2009-07	V6/3.0L	Dsl	49 ⁵⁰	850	MTZ-49/H8	MTX-49/H8		MT-49/H8	M-49/H8		
		2008-07	V6/3.5L		49 ⁵⁰	850	MTZ-49/H8	MTX-49/H8		MT-49/H8	M-49/H8		
		2006-03	L5/2.7L	Dsl	49 ⁵⁰	850	MTZ-49/H8	MTX-49/H8		MT-49/H8	M-49/H8		
		Reference Referencia Référence	Dodge • Stealth										
			1996-94	V6/3.0L		25	520				MT-25	M-25	
1993-92			V6/3.0L		24	490	MTZ-34 ¹		MTP-24	MT-24	M-24HC	M-24	
1993-91			V6/3.0L	Opt	24	585	MTZ-34 ¹		MTP-24	MT-24	M-24HC		
1991			V6/3.0L	DOHC	24	490	MTZ-34 ¹		MTP-24	MT-24	M-24HC	M-24	
1991	V6/3.0L		SOHC	25	420	MTZ-34 ¹			MT-25	M-25	M-24		
Reference Referencia Référence	Dodge • Stratus												
	2006-95	L4/2.4L	w/side Terminals	75	510			MTP-75	MT-75	M-75			
2006-03	V6/2.7L	Sedan	75	510			MTP-75	MT-75	M-75				

Model/Year	Engine	Options	Group Size	Rating (CCA/AH)	Platinum +		Gold	Silver	M-Line	Other
					MTZ	MTX	MTP	MT	M	Alternate
Dodge • Stratus (continued)										
2006-03	V6/2.7L	w/side Terminals	75	510			MTP-75	MT-75	M-75	
2006-01	L4/2.4L	Top Terminal	86	525				MT-86		
2006-01	V6/2.7L	Coupe	86	525				MT-86		
2006-01	V6/2.7L	Top Terminal	86	525				MT-86		
2005-01	V6/3.0L	Top Terminal	86	525				MT-86		
2005-01	V6/3.0L	w/side Terminals	75	510			MTP-75	MT-75	M-75	
2000-95	L4/2.0L	Top Terminal	86	510				MT-86		
2000-95	V6/2.5L	Top Terminal	86	510				MT-86		
2002	V6/2.7L	Sedan	86	510				MT-86		
2001	V6/2.7L	Sedan	75	510			MTP-75	MT-75	M-75	
Dodge • SX 2.0										
2005-03	L4/2.0L		26R	450				MT-26R	M-26R	
Dodge • Viper										
2017-15	V10/8.4L		90 ⁵⁰	590			MTP-90/T5			
2010-08	V10/8.4L		34 ⁵⁰	600						
2006-03	V10/8.3L		34	600	MTZ-34	MTX-34	MTP-34	MT-34	M-34HC	
2002-97	V10/8.0L		78	650	MTZ-78	MTX-78	MTP-78	MT-78	M-78	
1996-92	V10/8.0L		78	770	MTZ-78		MTP-78			
1992	V10/8.0L		78	650	MTZ-78	MTX-78	MTP-78	MT-78	M-78	
Dodge • Viper SRT										
2014-13	V10/8.4L		90	590			MTP-90/T5			
Eagle • 2000 GTX										
1993-91	L4/2.0L		24	500	MTZ-34 ¹		MTP-24	MT-24	M-24HC	MTP-78DT ^{1B}
Eagle • Premier										
1991-90	V6/3.0L		34	500	MTZ-34	MTX-34	MTP-34	MT-34	M-34HC	M-34
1992	V6/3.0L		34	600	MTZ-34	MTX-34	MTP-34	MT-34	M-34HC	
Eagle • Summit										
1996-95	L4/1.5L		51	435				MT-51		
1996-95	L4/1.8L		51	435				MT-51		
1996-95	L4/1.8L	Wagon	25	355	MTZ-34 ¹		MTP-24	MT-25	M-25	M-24
1996-95	L4/2.4L		51	435				MT-51		
1996-95	L4/2.4L	Wagon	24	490	MTZ-34 ¹		MTP-24	MT-24	M-24HC	MTP-78DT ^{1B}
1994-93	L4/1.5L	Can	24	580	MTZ-34 ¹		MTP-24	MT-24	M-24HC	MTP-78DT ^{1B}
1994-93	L4/1.5L	Ex Wagon, US	51	435				MT-51		
1994-93	L4/1.5L	US, Wagon	25	350	MTZ-34 ¹		MTP-24	MT-25	M-25	M-24
1994-93	L4/1.8L	Can	24	580	MTZ-34 ¹		MTP-24	MT-24	M-24HC	MTP-78DT ^{1B}
1994-93	L4/1.8L	Ex Wagon, US	51	435				MT-51		
1994-93	L4/2.4L	Can	24	580	MTZ-34 ¹		MTP-24	MT-24	M-24HC	MTP-78DT ^{1B}
1994-93	L4/2.4L	Ex Wagon, US	51	435				MT-51		
1994-92	L4/1.8L	Wagon, US	25	350	MTZ-34 ¹		MTP-24	MT-25	M-25	M-24
1994-92	L4/2.4L	Wagon, US	24	490	MTZ-34 ¹		MTP-24	MT-24	M-24HC	MTP-78DT ^{1B}
1992-91	L4/1.5L	Ex Wagon	25	355	MTZ-34 ¹		MTP-24	MT-25	M-25	M-24
1992-91	L4/1.5L	Opt	25	430	MTZ-34 ¹		MTP-24	MT-25	M-25	M-24
1992-90	L4/1.5L	Can	25	420	MTZ-34 ¹		MTP-24	MT-25	M-25	M-24
1992	L4/1.5L	Wagon, Can	24	580	MTZ-34 ¹		MTP-24	MT-24	M-24HC	MTP-78DT ^{1B}
1992	L4/1.8L	Can	25	420	MTZ-34 ¹		MTP-24	MT-25	M-25	M-24
1992	L4/1.8L	Opt	25	430	MTZ-34 ¹		MTP-24	MT-25	M-25	M-24
1992	L4/1.8L	Wagon, Can	24	580	MTZ-34 ¹		MTP-24	MT-24	M-24HC	MTP-78DT ^{1B}
1992	L4/2.4L	Can	25	420	MTZ-34 ¹		MTP-24	MT-25	M-25	M-24
1992	L4/2.4L	Ex Wagon	25	355	MTZ-34 ¹		MTP-24	MT-25	M-25	M-24
1992	L4/2.4L	Opt	25	430	MTZ-34 ¹		MTP-24	MT-25	M-25	M-24
1992	L4/2.4L	Wagon, Can	24	580	MTZ-34 ¹		MTP-24	MT-24	M-24HC	MTP-78DT ^{1B}
1990	L4/1.5L	US	25	355	MTZ-34 ¹		MTP-24	MT-25	M-25	M-24
1990	L4/1.6L	Can	25	420	MTZ-34 ¹		MTP-24	MT-25	M-25	M-24
1990	L4/1.6L	US	51	435				MT-51		
Eagle • Talon										
1998-95	L4/2.0L	AT	86	525			MTP-86	MT-86		
1998-95	L4/2.0L	MT	86	430			MTP-86	MT-86		
1997-95	L4/2.0L	Turbo, AT	86	525			MTP-86	MT-86		
1994-93	L4/1.8L	Can, w/AT	86	525			MTP-86	MT-86		
1994-93	L4/1.8L	Can, w/MT	86	430			MTP-86	MT-86		
1994-90	L4/2.0L	Can or Turbo	86	525			MTP-86	MT-86		
1994-90	L4/2.0L	US	86	430			MTP-86	MT-86		
1998	L4/2.0L	Turbo	86	525			MTP-86	MT-86		
1993	L4/1.8L	US	86	430			MTP-86	MT-86		
Eagle • Vision										
1997-95	V6/3.3L		34	600	MTZ-34	MTX-34	MTP-34	MT-34	M-34HC	
1997-95	V6/3.5L		34	600	MTZ-34	MTX-34	MTP-34	MT-34	M-34HC	
1994-93	V6/3.3L		34	500	MTZ-34	MTX-34	MTP-34	MT-34	M-34HC	M-34
1994-93	V6/3.5L		34	500	MTZ-34	MTX-34	MTP-34	MT-34	M-34HC	M-34

	Model/ Year	Engine	Options	Group Size	Rating (CCA/AH)	Platinum +	Platinum	Gold	Silver	M-Line	Other	
						MTZ	MTX	MTP	MT	M	Alternate	
Automotive & Light Truck Automotrices y Camiones Livianos Automobile et Camionnette	Eagle • Vista											
	1992-90	L4/1.5L		25	420	MTZ-34 ¹		MTP-24	MT-25	M-25	M-24	
	1991-90	L4/2.0L		25	420	MTZ-34 ¹		MTP-24	MT-25	M-25	M-24	
Heavy-Duty Truck Camiones Para Servicio Pesado Poids Lour	Ferrari • 348 GTB											
	1994-93	V8/3.4L		34R	N/A	MTZ-34R ^{5,6,7}						
	Ferrari • 348 GTS											
	1994-93	V8/3.4L		34R	N/A	MTZ-34R ^{5,6,7}						
	Ferrari • 348 Spider											
	1995-93	V8/3.4L		34R	N/A	MTZ-34R ^{5,6,7}						
	Ferrari • 348 tb											
	1992-90	V8/3.4L		34R	N/A	MTZ-34R ^{5,6,7}						
	Ferrari • 348 ts											
	1992-89	V8/3.4L		34R	N/A	MTZ-34R ^{5,6,7}						
Ferrari • 360												
2005-00	V8/3.6L		34R ⁵⁰	570	MTZ-34R ^{5,6,7}							
Ferrari • 458 Italia												
2015-10	V8/4.5L		48 ^{33,50,54}	760			MTX-48/H6					
Ferrari • 458 Speciale												
2015	V8/4.5L		48 ^{33,50,54}	760			MTX-48/H6					
Ferrari • 458 Spider												
2015-12	V8/4.5L		48 ^{33,50,54}	760			MTX-48/H6					
Ferrari • 488 GTB												
2019-16	V8/3.9L		48 ^{33,50,54}	760			MTX-48/H6					
Ferrari • 488 Spider												
2017-16	V8/3.9L		48 ^{33,50,54}	760			MTX-48/H6					
Ferrari • 575M Maranello												
2005	V12/5.7L		34R ⁵⁴	680	MTZ-34R ^{5,6,7}							
Ferrari • 599 GTB												
2009-07	V12/6.0L		34R ^{50,54}	800	MTZ-34R ^{5,6,7}							
Ferrari • 612 Scaglietti												
2010-05	V12/5.7L		34R ^{6,48,50,54}	850	MTZ-34R ^{5,6,7}							
Ferrari • California												
2014-9	V8/4.3L		34R ^{50,54}	850	MTZ-34R ^{5,6,7}							
Ferrari • F430												
2009-06	V8/4.3L		34R ^{50,54}	760	MTZ-34R ^{5,6,7}							
Ferrari • Mondial t												
1990	V8/3.4L		34R	700	MTZ-34R ^{5,6,7}							
Lawn & Garden Césped y Jardín Jardin et Pelouse	Ferrari • Superamerica											
	2005	V12/5.7L		34R ⁵⁴	850	MTZ-34R ^{5,6,7}						
	Ferrari • Testarossa											
	1990	H12/4.9L		91 ⁴⁵	700							
	Fiat • 124 Spider											
2017-22	L4/1.4L		N/A									
Fiat • 500												
2018-12	L4/1.4L		47	500	MTZ-47/H5	MTX-47/H5		MT-47/H5	M-47/H5			
2019		Electric, Can	47	650	MTZ-47/H5	MTX-47/H5		MT-47/H5	M-47/H5			
2019		Electric, US	47	500	MTZ-47/H5	MTX-47/H5		MT-47/H5	M-47/H5			
2019	L4/1.4L	Can	47	650	MTZ-47/H5	MTX-47/H5		MT-47/H5	M-47/H5			
2019	L4/1.4L	US	47	500	MTZ-47/H5	MTX-47/H5		MT-47/H5	M-47/H5			
Powersports Vehículos Deportivos Sports Motorisés	Fiat • 500L											
	2017-14	L4/1.4L		47	500	MTZ-47/H5	MTX-47/H5		MT-47/H5	M-47/H5		
	Fiat • 500X											
	2016	L4/1.4L		47	500	MTZ-47/H5	MTX-47/H5		MT-47/H5	M-47/H5		
	2016	L4/2.4L		48	600	MTZ-48/H6	MTX-48/H6	MTP-48/H6	MT-48/H6	M-48/H6		
	Ford • Aerostar											
1997-90	V6/4.0L		65	650	MTZ-65	MTX-65	MTP-65	MT-65 ¹⁷	M-65	MTP-65HD		
1997-89	V6/3.0L	From 10/1/1988	65	650	MTZ-65	MTX-65	MTP-65	MT-65 ¹⁷	M-65	MTP-65HD		
Ford • Aspire												
1997-94	L4/1.3L		35	460		MTX-35	MTP-35	MT-35	M-35HC			
Ford • Bronco												
2022-21	L4/2.3L		94R ³³	800	MTZ-94R/H7	MTX-94R/H7						
2022-21	V6/2.7L		94R ³³	800	MTZ-94R/H7	MTX-94R/H7						
1996-90	V8/5.0L		65	650	MTZ-65	MTX-65	MTP-65	MT-65 ¹⁷	M-65	MTP-65HD		
1996-90	V8/5.8L		65	650	MTZ-65	MTX-65	MTP-65	MT-65 ¹⁷	M-65	MTP-65HD		
1992-90	L6/4.9L		65	650	MTZ-65	MTX-65	MTP-65	MT-65 ¹⁷	M-65	MTP-65HD		
2023	L4/2.3L	w/Aux Switches or w/Aux Switches and Winch	94R ³³	800	MTZ-94R/H7	MTX-94R/H7						

Model/Year	Engine	Options	Group Size	Rating (CCA/AH)	Platinum +	Platinum	Gold	Silver	M-Line	Other
					MTZ	MTX	MTP	MT	M	Alternate
Ford • Bronco (continued)										
2023	L4/2.3L	w/o Aux Switches or w/Aux Switches and Winch	48 ³³	760		MTX-48/H6				
2023	V6/2.7L	w/Aux Switches or w/Aux Switches and Winch	94R ³³	800	MTZ-94R/H7	MTX-94R/H7				
2023	V6/2.7L	w/o Aux Switches or w/Aux Switches and Winch	48 ³³	760		MTX-48/H6				
Ford • Bronco II										
1990	V6/2.9L		65	650	MTZ-65	MTX-65	MTP-65	MT-65 ¹⁷	M-65	MTP-65HD
Ford • Bronco Sport										
2023-21	L3/1.5L	Opt	48 ³³	760		MTX-48/H6				
2023-21	L3/1.5L		48 ³³	700		MTX-48/H6				
2023-21	L4/2.0L	Opt	48 ³³	760		MTX-48/H6				
2023-21	L4/2.0L		48 ³³	700		MTX-48/H6				
Ford • C-Max										
2018-13	L4/2.0L	Hybrid	67R ⁵⁰	390			MTP-67R			
Ford • Contour										
2000-98	L4/2.0L		40R	590				MT-40R		
2000-98	V6/2.5L		40R	590				MT-40R		
1997-95	L4/2.0L		96R	590			MTP-96R			
1997-95	L4/2.0L	Opt	40R	650				MT-40R ⁴⁸		
1997-95	V6/2.5L		40R	650				MT-40R ⁴⁸		
Ford • Country Squire										
1991-90	V8/5.0L		58	540				MT-58		
1991-90	V8/5.0L	Opt	65	650	MTZ-65	MTX-65	MTP-65	MT-65 ¹⁷	M-65	MTP-65HD
Ford • Crown Victoria										
2011-09	V8/4.6L	Opt	65	750	MTZ-65	MTX-65	MTP-65	MT-65 ¹⁷	M-65HC	MTP-65HD
2011-07	V8/4.6L		65	650	MTZ-65	MTX-65	MTP-65	MT-65 ¹⁷	M-65	MTP-65HD
2006-98	V8/4.6L	PPkg	65	750	MTZ-65	MTX-65	MTP-65	MT-65 ¹⁷	M-65HC	MTP-65HD
2006-98	V8/4.6L	US	65	650	MTZ-65	MTX-65	MTP-65	MT-65 ¹⁷	M-65	MTP-65HD
2006-92	V8/4.6L	Can & Opt	65	750	MTZ-65	MTX-65	MTP-65	MT-65 ¹⁷	M-65HC	MTP-65HD
1997-96	V8/4.6L	Natural Gas	65	850	MTZ-65 ¹⁷	MTX-65 ¹⁷	MTP-65HD	MT-65 ¹⁷	M-65HC	MTP-65 ¹⁷
1997-92	V8/4.6L	w/HWS or PPkg	65	850	MTZ-65 ¹⁷	MTX-65 ¹⁷	MTP-65HD	MT-65 ¹⁷	M-65HC	MTP-65 ¹⁷
1995-92	V8/4.6L	US	58	540				MT-58		
1997	V8/4.6L	US	59	540				MT-59		
1996	V8/4.6L	Early	58	540				MT-58		
1996	V8/4.6L	Late	59	540				MT-59		
Ford • EcoSport										
2021-18	L3/1.0L		48 ³³	760		MTX-48/H6				
2021-18	L4/2.0L		48 ³³	760		MTX-48/H6				
Ford • Edge										
2023-19	L4/2.0L		48 ³³	760		MTX-48/H6				
2023-19	V6/2.7L		48 ³³	760		MTX-48/H6				
2018-15	L4/2.0L	w/o Start-Stop	90	590				MTP-90/T5		
2018-15	L4/2.0L	w/Start-Stop	48 ³³	760		MTX-48/H6				
2018-15	V6/2.7L		90	590				MTP-90/T5		
2018-15	V6/3.5L		90	590				MTP-90/T5		
2017-15	L4/2.0L		90	590				MTP-90/T5		
2014-12	L4/2.0L	w/o Power Code Remote Start	59	540				MT-59		
2014-12	L4/2.0L	w/Power Code Remote Start	65	650	MTZ-65	MTX-65	MTP-65	MT-65 ¹⁷	M-65	MTP-65HD
2014-11	V6/3.5L	w/o Power Code Remote Start	59	540				MT-59		
2014-11	V6/3.5L	w/Power Code Remote Start	65	650	MTZ-65	MTX-65	MTP-65	MT-65 ¹⁷	M-65	MTP-65HD
2014-11	V6/3.7L	w/o Power Code Remote Start	59	540				MT-59		
2014-11	V6/3.7L	w/Power Code Remote Start	65	650	MTZ-65	MTX-65	MTP-65	MT-65 ¹⁷	M-65	MTP-65HD
2010	V6/3.5L		36R	650				MT-36R		
2009	V6/3.5L		36R	540				MT-36R		
2009	V6/3.5L	Opt	36R	600				MT-36R		
2008	V6/3.5L		36R	600				MT-36R		
2007	V6/3.5L		36R	580				MT-36R		
Ford • Escape										
2023-21	L3/1.5L		48 ³³	760		MTX-48/H6				
2023-21	L4/2.0L		48 ³³	760		MTX-48/H6				
2023-21	L4/2.5L	Hybrid	99R	470				MTP-T4		
2019-11	L4/2.5L		96R	590				MTP-96R		
2018-17	L4/1.5L	w/o Start-Stop/Intelligent Access	96R	590				MTP-96R		
2018-17	L4/1.5L	w/Start-Stop/Intelligent Access	48 ³³	760		MTX-48/H6				
2018-17	L4/2.0L	w/o Start-Stop/Intelligent Access	96R	590				MTP-96R		
2018-17	L4/2.0L	w/Start-Stop/Intelligent Access	48 ³³	760		MTX-48/H6				

For footnotes, see inside back cover. Notas al Pie de Página 468. Référence de Bas de Page 508.

Automotive & Light Truck
Automotrices y Camiones Livianos
Automobile et Camionnette

Heavy-Duty Truck
Camiones Para Servicio Pesado
Poids Lourd

Agriculture
Agricultura
Agriculture

Industrial
Industrial
Industrial

Lawn & Garden
Césped y Jardín
Jardin et Pelouse

Powersports
Vehículos Deportivos
Sports Motorisés

Reference
Referencia
Référence

	Model/Year	Engine	Options	Group Size	Rating (CCA/AH)	Platinum +	Platinum	Gold	Silver	M-Line	Other		
						MTZ	MTX	MTP	MT	M	Alternate		
Automotive & Light Truck Automotrices y Camiones Livianos Automobile et Camionnette	Ford • Escape (continued)												
	2016-15	L4/1.6L		96R	590			MTP-96R					
	2016-15	L4/2.0L		96R	590			MTP-96R					
	2014-13	L4/1.6L		96R	500			MTP-96R					
	2014-13	L4/1.6L	Opt	96R	590			MTP-96R					
	2014-13	L4/2.0L	Opt	96R	590			MTP-96R					
	2014-13	L4/2.5L		96R	500			MTP-96R					
	2014-13	L4/2.5L	Opt	96R	590			MTP-96R					
	2014-01	L4/2.0L		96R	500			MTP-96R					
	2012-11	V6/3.0L		96R	590			MTP-96R					
	2012-09	L4/2.5L	Hybrid	96R	500			MTP-96R					
	2010-09	L4/2.5L	Ex Hybrid	40R	590				MT-40R				
	2009-01	V6/3.0L		40R	590				MT-40R				
	2008-05	L4/2.3L	Ex Hybrid	40R	590				MT-40R				
	2008-05	L4/2.3L	Hybrid	96R	500			MTP-96R					
	2020	L3/1.5L		48 ⁵⁹	700			MTX-48/H6-EFB					
	2020	L4/2.0L		48 ⁵⁹	700			MTX-48/H6-EFB					
	2019	L4/1.5L		48 ³³	760			MTX-48/H6					
	2019	L4/2.0L		48 ³³	760			MTX-48/H6					
	2010	L4/2.5L	Gas	40R	650				MT-40R ⁴⁸				
	2010	L4/2.5L	Gas, Opt	96R	590			MTP-96R					
	2010	V6/3.0L		40R	650				MT-40R ⁴⁸				
	2010	V6/3.0L	Opt	96R	590			MTP-96R					
	Agriculture Agrícola Agriculture	Ford • Escort											
		2003-98	L4/2.0L		58	500				MT-58	M-58HC		
1996-95		L4/1.8L		35	540		MTX-35	MTP-35	MT-35	M-35HC			
1996-91		L4/1.9L		35	460		MTX-35	MTP-35	MT-35	M-35HC			
1994-91		L4/1.8L		35	460		MTX-35	MTP-35	MT-35	M-35HC			
1990-87		L4/1.9L	HD or w/MFI	58	540				MT-58				
1997		L4/2.0L		58	540				MT-58				
1990	L4/1.9L	w/CFI	58	460				MT-58	M-58				
Industrial Industriel Industriel	Ford • E-Series Vans												
	2023-21	V8/7.3L	E-350 Super Duty Primary	65	750	MTZ-65	MTX-65	MTP-65	MT-65 ¹⁷	M-65HC	MTP-65HD		
	2023-21	V8/7.3L	E-350 Super Duty, Aux Battery	65	750	MTZ-65	MTX-65	MTP-65	MT-65 ¹⁷	M-65HC	MTP-65HD		
	2019-17	V10/6.8L	Aux Battery	65	750	MTZ-65	MTX-65	MTP-65	MT-65 ¹⁷	M-65HC	MTP-65HD		
	2019-17	V8/6.2L	Aux Battery	65	750	MTZ-65	MTX-65	MTP-65	MT-65 ¹⁷	M-65HC	MTP-65HD		
	2019-17	V8/6.2L	Primary Battery	65	650	MTZ-65	MTX-65	MTP-65	MT-65 ¹⁷	M-65	MTP-65HD		
	2019-03	V10/6.8L	Primary Battery	65	650	MTZ-65	MTX-65	MTP-65	MT-65 ¹⁷	M-65	MTP-65HD		
	2016-97	V8/5.4L	Primary Battery	65	650	MTZ-65	MTX-65	MTP-65	MT-65 ¹⁷	M-65	MTP-65HD		
	2016-07	V10/6.8L	Aux Battery	65 ³¹	750	MTZ-65	MTX-65				C65-XHD		
	2016-07	V8/5.4L	Aux Battery	65 ³¹	750	MTZ-65	MTX-65				C65-XHD		
	2014-07	V8/4.6L	Aux Battery	65 ³¹	750	MTZ-65	MTX-65				C65-XHD		
	2014-03	V10/6.8L		65	650	MTZ-65	MTX-65	MTP-65	MT-65 ¹⁷	M-65	MTP-65HD		
	2014-03	V8/4.6L		65	650	MTZ-65	MTX-65	MTP-65	MT-65 ¹⁷	M-65	MTP-65HD		
	2014-00	V8/5.4L		65	650	MTZ-65	MTX-65	MTP-65	MT-65 ¹⁷	M-65	MTP-65HD		
	2010-04	V8/6.0L	Dsl	65 ²	750	MTZ-65	MTX-65	MTP-65	MT-65 ¹⁷	M-65HC	MTP-65HD		
	2008-07	V8/5.4L		65 ²	650	MTZ-65	MTX-65	MTP-65	MT-65 ¹⁷	M-65	MTP-65HD		
	2006-97	V10/6.8L	Aux Battery	65 ³¹	625	MTZ-65	MTX-65				C65-XHD		
	2006-97	V8/4.6L	Aux Battery	65 ³¹	625	MTZ-65	MTX-65				C65-XHD		
	2006-97	V8/5.4L	Aux Battery	65 ³¹	625	MTZ-65	MTX-65				C65-XHD		
	2003-97	V6/4.2L		65	650	MTZ-65	MTX-65	MTP-65	MT-65 ¹⁷	M-65	MTP-65HD		
	2003-97	V6/4.2L	Aux Battery	65 ³¹	625	MTZ-65	MTX-65				C65-XHD		
	2003-97	V8/7.3L	Dsl	65 ²	750	MTZ-65	MTX-65	MTP-65	MT-65 ¹⁷	M-65HC	MTP-65HD		
	2002-99	V10/6.8L	Aux Battery	65 ³¹	650	MTZ-65	MTX-65				C65-XHD		
	2002-99	V10/6.8L	Primary Battery	65	750	MTZ-65	MTX-65	MTP-65	MT-65 ¹⁷	M-65HC	MTP-65HD		
	2002-97	V10/6.8L		65	750	MTZ-65	MTX-65	MTP-65	MT-65 ¹⁷	M-65HC	MTP-65HD		
2002-97	V6/4.2L	Opt	65	750	MTZ-65	MTX-65	MTP-65	MT-65 ¹⁷	M-65HC	MTP-65HD			
2002-97	V8/4.6L	Opt	65	750	MTZ-65	MTX-65	MTP-65	MT-65 ¹⁷	M-65HC	MTP-65HD			
2002-97	V8/5.4L	Opt	65	750	MTZ-65	MTX-65	MTP-65	MT-65 ¹⁷	M-65HC	MTP-65HD			
2001-97	V8/4.6L	Primary Battery	65	650	MTZ-65	MTX-65	MTP-65	MT-65 ¹⁷	M-65	MTP-65HD			
1996-95	V8/5.0L		65	650	MTZ-65	MTX-65	MTP-65	MT-65 ¹⁷	M-65	MTP-65HD			
1996-95	V8/5.0L		65	850	MTZ-65 ¹⁷	MTX-65 ¹⁷	MTP-65HD	MT-65 ¹⁷	M-65HC	MTP-65 ¹⁷			
1996-95	V8/5.0L	Primary Battery	65	850	MTZ-65 ¹⁷	MTX-65 ¹⁷	MTP-65HD	MT-65 ¹⁷	M-65HC	MTP-65 ¹⁷			
1996-92	L6/4.9L		65	650	MTZ-65	MTX-65	MTP-65	MT-65 ¹⁷	M-65	MTP-65HD			
1996-92	L6/4.9L	Aux Battery	50 ³¹	500						C50-XHD			
1996-92	L6/4.9L	Opt	65	850	MTZ-65 ¹⁷	MTX-65 ¹⁷	MTP-65HD	MT-65 ¹⁷	M-65HC	MTP-65 ¹⁷			
1996-92	L6/4.9L	Primary Battery	65	650	MTZ-65	MTX-65	MTP-65	MT-65 ¹⁷	M-65	MTP-65HD			
1996-92	V8/5.0L	Aux Battery	50 ³¹	500						C50-XHD			
1996-92	V8/5.0L	Primary Battery	65	650	MTZ-65	MTX-65	MTP-65	MT-65 ¹⁷	M-65	MTP-65HD			
1996-92	V8/5.8L		65	650	MTZ-65	MTX-65	MTP-65	MT-65 ¹⁷	M-65	MTP-65HD			
1996-92	V8/5.8L	Aux Battery	50 ³¹	500						C50-XHD			
1996-92	V8/5.8L	Opt	65	850	MTZ-65 ¹⁷	MTX-65 ¹⁷	MTP-65HD	MT-65 ¹⁷	M-65HC	MTP-65 ¹⁷			
1996-92	V8/7.3L	Dsl, Left Side	65	850	MTZ-65 ¹⁷	MTX-65 ¹⁷	MTP-65HD	MT-65 ¹⁷	M-65HC	MTP-65 ¹⁷			
1996-92	V8/7.3L	Dsl, Right Side	50	600						C50-XHD			
Reference Referencia Référence													

Model/Year	Engine	Options	Group Size	Rating (CCA/AH)	Platinum +	Platinum	Gold	Silver	M-Line	Other
					MTZ	MTX	MTP	MT	M	Alternate
Ford • E-Series Vans (continued)										
1996-92	V8/7.5L	Aux Battery	50 ³¹	500						C50-XHD
1996-92	V8/7.5L	Gas	65	650	MTZ-65	MTX-65	MTP-65	MT-65 ¹⁷	M-65	MTP-65HD
1996-92	V8/7.5L	Opt	65	850	MTZ-65 ¹⁷	MTX-65 ¹⁷	MTP-65HD	MT-65 ¹⁷	M-65HC	MTP-65 ¹⁷
1994-92	V8/5.0L	Opt	65	850	MTZ-65 ¹⁷	MTX-65 ¹⁷	MTP-65HD	MT-65 ¹⁷	M-65HC	MTP-65 ¹⁷
1991-90	L6/4.9L	Aux Battery	24F	350	MTZ-34R ¹	MTX-24F	MTP-24F	MT-24F	M-24F	M-24FHC
1991-90	L6/4.9L	Gas	64	535				MT-56		
1991-90	V8/5.0L	Aux Battery	24F	350	MTZ-34R ¹	MTX-24F	MTP-24F	MT-24F	M-24F	M-24FHC
1991-90	V8/5.0L	Gas	64	535				MT-56		
1991-90	V8/5.8L	Aux Battery	24F	350	MTZ-34R ¹	MTX-24F	MTP-24F	MT-24F	M-24F	M-24FHC
1991-90	V8/5.8L	Gas	64	535				MT-56		
1991-90	V8/7.3L	Dsl	27 ²	700	MTZ-34 ¹			MT-27	M-27	
1991-90	V8/7.5L	Aux Battery	24F	350	MTZ-34R ¹	MTX-24F	MTP-24F	MT-24F	M-24F	M-24FHC
1991-90	V8/7.5L	Gas	64	535				MT-56		
1991-89	L6/4.9L	Primary Battery	64	535				MT-56		
1991-86	L6/4.9L		64	535				MT-56		
2002	V8/4.6L	Aux, HD	65 ³¹	650	MTZ-65	MTX-65				C65-XHD
2002	V8/5.4L		65 ³¹	650	MTZ-65	MTX-65				C65-XHD
2002	V8/5.4L	Aux Battery	65 ³¹	650	MTZ-65	MTX-65				C65-XHD
Ford • E-Transit										
2023-22		Electric	48 ^{33,50}	760		MTX-48/H6				
Ford • Excursion										
2005-03	V8/6.0L	Dsl	65 ²	750	MTZ-65	MTX-65	MTP-65	MT-65 ¹⁷	M-65HC	MTP-65HD
2005-00	V10/6.8L		65	750	MTZ-65	MTX-65	MTP-65	MT-65 ¹⁷	M-65HC	MTP-65HD
2005-00	V8/5.4L		65	750	MTZ-65	MTX-65	MTP-65	MT-65 ¹⁷	M-65HC	MTP-65HD
2003-00	V8/7.3L	Dsl	65 ²	750	MTZ-65	MTX-65	MTP-65	MT-65 ¹⁷	M-65HC	MTP-65HD
Ford • Expedition										
2023-22	V6/3.5L		48 ³³	760		MTX-48/H6				
2021-18	V6/3.5L	To 11/30/2020	94R ³³	800	MTZ-94R/H7	MTX-94R/H7				
2017-16	V6/3.5L	w/Intelligent Access	65	750	MTZ-65	MTX-65	MTP-65	MT-65 ¹⁷	M-65HC	MTP-65HD
2017-16	V6/3.5L	w/o Intelligent Access	65	650	MTZ-65	MTX-65	MTP-65	MT-65 ¹⁷	M-65	MTP-65HD
2014-97	V8/5.4L		65	650	MTZ-65	MTX-65	MTP-65	MT-65 ¹⁷	M-65	MTP-65HD
2014-07	V8/5.4L	Opt	65	750	MTZ-65	MTX-65	MTP-65	MT-65 ¹⁷	M-65HC	MTP-65HD
2004-97	V8/4.6L		65	650	MTZ-65	MTX-65	MTP-65	MT-65 ¹⁷	M-65	MTP-65HD
2001-97	V8/4.6L	Opt	65	750	MTZ-65	MTX-65	MTP-65	MT-65 ¹⁷	M-65HC	MTP-65HD
2001-97	V8/5.4L	Opt	65	750	MTZ-65	MTX-65	MTP-65	MT-65 ¹⁷	M-65HC	MTP-65HD
2021	V6/3.5L	From 11/30/2020	48 ³³	760		MTX-48/H6				
2015	V6/3.5L		65	650	MTZ-65	MTX-65	MTP-65	MT-65 ¹⁷	M-65	MTP-65HD
2015	V6/3.5L	Opt	65	750	MTZ-65	MTX-65	MTP-65	MT-65 ¹⁷	M-65HC	MTP-65HD
Ford • Explorer										
2023-20	L4/2.3L		48 ³³	760		MTX-48/H6				
2023-20	V6/3.0L		48 ³³	760		MTX-48/H6				
2023-20	V6/3.3L	Hybrid	48 ³³	760		MTX-48/H6				
2019-16	L4/2.3L	w/Intelligent Access	65	650	MTZ-65	MTX-65	MTP-65	MT-65 ¹⁷	M-65	MTP-65HD
2019-16	L4/2.3L	w/o Intelligent Access	59	540				MT-59		
2019-15	V6/3.5L	w/Intelligent Access	65	650	MTZ-65	MTX-65	MTP-65	MT-65 ¹⁷	M-65	MTP-65HD
2019-15	V6/3.5L	w/o Intelligent Access	59	540				MT-59		
2017-14	V6/3.5L	PPkg Version	65	750	MTZ-65	MTX-65	MTP-65	MT-65 ¹⁷	M-65HC	MTP-65HD
2014-11	V6/3.5L		65	650	MTZ-65	MTX-65	MTP-65	MT-65 ¹⁷	M-65	MTP-65HD
2013-12	L4/2.0L		65	650	MTZ-65	MTX-65	MTP-65	MT-65 ¹⁷	M-65	MTP-65HD
2010-91	V6/4.0L		65	650	MTZ-65	MTX-65	MTP-65	MT-65 ¹⁷	M-65	MTP-65HD
2010-02	V8/4.6L		65	650	MTZ-65	MTX-65	MTP-65	MT-65 ¹⁷	M-65	MTP-65HD
2001-96	V8/5.0L		65	650	MTZ-65	MTX-65	MTP-65	MT-65 ¹⁷	M-65	MTP-65HD
2015	L4/2.0L	w/Intelligent Access	65	650	MTZ-65	MTX-65	MTP-65	MT-65 ¹⁷	M-65	MTP-65HD
2015	L4/2.0L	w/o Intelligent Access	59	540				MT-59		
2014	L4/2.0L	w/o Power Code Remote Start	59	540				MT-59		
2014	L4/2.0L	w/Power Code Remote Start	65	650	MTZ-65	MTX-65	MTP-65	MT-65 ¹⁷	M-65	MTP-65HD
2014	V6/3.5L	w/o Power Code Remote Start	59	540				MT-59		
2014	V6/3.5L	w/Power Code Remote Start	65	650	MTZ-65	MTX-65	MTP-65	MT-65 ¹⁷	M-65	MTP-65HD
2006	V6/4.0L	Opt	65	750	MTZ-65	MTX-65	MTP-65	MT-65 ¹⁷	M-65HC	MTP-65HD
2006	V8/4.6L	Opt	65	750	MTZ-65	MTX-65	MTP-65	MT-65 ¹⁷	M-65HC	MTP-65HD
Ford • Explorer Sport Trac										
2010-07	V6/4.0L		65	650	MTZ-65	MTX-65	MTP-65	MT-65 ¹⁷	M-65	MTP-65HD
2010-07	V8/4.6L		65	650	MTZ-65	MTX-65	MTP-65	MT-65 ¹⁷	M-65	MTP-65HD
2005-01	V6/4.0L		65	650	MTZ-65	MTX-65	MTP-65	MT-65 ¹⁷	M-65	MTP-65HD
Ford • F-150 Lightning										
2023-22		Electric	153R ³³	380						
Ford • F-150, F-150 Heritage										
2023-21	V6/2.7L		48 ³³	760		MTX-48/H6				
2023-21	V6/3.3L		48 ³³	760		MTX-48/H6				
2023-21	V6/3.5L	Gas	48 ³³	760		MTX-48/H6				

	Model/ Year	Engine	Options	Group Size	Rating (CCA/AH)	Platinum +	Platinum	Gold	Silver	M-Line	Other	
						MTZ	MTX	MTP	MT	M	Alternate	
Automotive & Light Truck Automotrices y Camiones Livianos Automobile et Camionnette	Ford • F-150, F-150 Heritage (continued)											
	2023-21	V6/3.5L	Opt Gas, Hybrid	94R ³³	800	MTZ-94R/H7	MTX-94R/H7					
	2023-21	V8/5.0L	Opt	94R ³³	800	MTZ-94R/H7	MTX-94R/H7					
	2023-21	V8/5.0L		48 ³³	760		MTX-48/H6					
	2021-18	V6/3.0L	Dsl	49 ³³	850	MTZ-49/H8	MTX-49/H8					
	2020-18	V6/3.3L	Ex King Ranch, Lariat, Platinum	48 ³³	760		MTX-48/H6					
	2020-18	V6/3.3L	King Ranch, Lariat, Platinum	94R ³³	800	MTZ-94R/H7	MTX-94R/H7					
	2020-18	V6/3.5L	Ex King Ranch, Lariat, Platinum	48 ³³	760		MTX-48/H6					
	2020-18	V6/3.5L	King Ranch, Lariat, Platinum	94R ³³	800	MTZ-94R/H7	MTX-94R/H7					
	2020-18	V8/5.0L	Ex King Ranch, Lariat, Platinum	48 ³³	760		MTX-48/H6					
	2020-18	V8/5.0L	King Ranch, Lariat, Platinum	94R ³³	800	MTZ-94R/H7	MTX-94R/H7					
	2020-17	V6/2.7L	Ex King Ranch, Lariat, Platinum	94R ³³	800	MTZ-94R/H7	MTX-94R/H7					
	2020-15	V6/2.7L	Ex King Ranch, Lariat, Platinum	48 ³³	760		MTX-48/H6					
	2017-15	V6/3.5L	Ex King Ranch, Lariat, Platinum	48	610	MTZ-48/H6	MTX-48/H6	MTP-48/H6	MT-48/H6		M-48/H6	
	2017-15	V6/3.5L	King Ranch, Lariat, Platinum	94R	730	MTZ-94R/H7	MTX-94R/H7	MTP-94R/H7			M-94R/H7	
	2017-15	V8/5.0L	Ex King Ranch, Lariat, Platinum	48	610	MTZ-48/H6	MTX-48/H6	MTP-48/H6	MT-48/H6		M-48/H6	
	2017-15	V8/5.0L	King Ranch, Lariat, Platinum	94R	730	MTZ-94R/H7	MTX-94R/H7	MTP-94R/H7			M-94R/H7	
Heavy-Duty Truck Camiones Para Servicio Pesado Poids Lourd	2014-11	V6/3.5L		65	750	MTZ-65	MTX-65	MTP-65	MT-65 ¹⁷	M-65HC	MTP-65HD	
	2014-11	V6/3.7L		65	750	MTZ-65	MTX-65	MTP-65	MT-65 ¹⁷	M-65HC	MTP-65HD	
	2014-11	V8/5.0L		65	750	MTZ-65	MTX-65	MTP-65	MT-65 ¹⁷	M-65HC	MTP-65HD	
	2014-10	V8/6.2L		65	750	MTZ-65	MTX-65	MTP-65	MT-65 ¹⁷	M-65HC	MTP-65HD	
	2010-97	V8/4.6L		59	540				MT-59			
	2010-97	V8/5.4L		59	540				MT-59			
	2010-07	V8/4.6L	Opt	65	650	MTZ-65	MTX-65	MTP-65	MT-65 ¹⁷	M-65	MTP-65HD	
	2010-07	V8/5.4L	Opt	65	650	MTZ-65	MTX-65	MTP-65	MT-65 ¹⁷	M-65	MTP-65HD	
	2008-97	V6/4.2L		59	540				MT-59			
	2008-07	V6/4.2L	Opt	65	650	MTZ-65	MTX-65	MTP-65	MT-65 ¹⁷	M-65	MTP-65HD	
	2006-97	V6/4.2L	HD, Can	65	650	MTZ-65	MTX-65	MTP-65	MT-65 ¹⁷	M-65	MTP-65HD	
	2006-97	V8/4.6L	HD, Can	65	650	MTZ-65	MTX-65	MTP-65	MT-65 ¹⁷	M-65	MTP-65HD	
	2006-97	V8/5.4L	HD, Can	65	650	MTZ-65	MTX-65	MTP-65	MT-65 ¹⁷	M-65	MTP-65HD	
	Agriculture Agrícola Agriculture	1996-90	L6/4.9L	Opt	65	850	MTZ-65 ¹⁷	MTX-65 ¹⁷	MTP-65HD	MT-65 ¹⁷	M-65HC	MTP-65 ¹⁷
		1996-87	L6/4.9L		65	650	MTZ-65	MTX-65	MTP-65	MT-65 ¹⁷	M-65	MTP-65HD
		1996-87	V8/5.0L		65	650	MTZ-65	MTX-65	MTP-65	MT-65 ¹⁷	M-65	MTP-65HD
		1996-87	V8/5.0L	Opt	65	850	MTZ-65 ¹⁷	MTX-65 ¹⁷	MTP-65HD	MT-65 ¹⁷	M-65HC	MTP-65 ¹⁷
1996-87		V8/5.8L		65	650	MTZ-65	MTX-65	MTP-65	MT-65 ¹⁷	M-65	MTP-65HD	
1996-87		V8/5.8L	Opt	65	850	MTZ-65 ¹⁷	MTX-65 ¹⁷	MTP-65HD	MT-65 ¹⁷	M-65HC	MTP-65 ¹⁷	
2015		V6/2.7L	King Ranch, Lariat, Platinum	94R ³³	800	MTZ-94R/H7	MTX-94R/H7					
Industrial Industriel Industriel		Ford • F-250 HD										
		1997	V8/5.8L		59	540				MT-59		
		1997	V8/5.8L	Opt	65	750	MTZ-65	MTX-65	MTP-65	MT-65 ¹⁷	M-65HC	MTP-65HD
		1997	V8/7.3L	Dsl	65 ²	750	MTZ-65	MTX-65	MTP-65	MT-65 ¹⁷	M-65HC	MTP-65HD
	1997	V8/7.5L		59	540				MT-59			
	1997	V8/7.5L	Opt	65	750	MTZ-65	MTX-65	MTP-65	MT-65 ¹⁷	M-65HC	MTP-65HD	
	Lawn & Garden Césped y Jardín Jardin et Pelouse	Ford • F-250, F-250 Super Duty										
		2022-20	V8/7.3L		65	750	MTZ-65	MTX-65	MTP-65	MT-65 ¹⁷	M-65HC	MTP-65HD
		2022-17	V8/6.2L	Ex XL	65	750	MTZ-65	MTX-65	MTP-65	MT-65 ¹⁷	M-65HC	MTP-65HD
		2022-17	V8/6.2L	XL	65	650	MTZ-65	MTX-65	MTP-65	MT-65 ¹⁷	M-65	MTP-65HD
		2022-11	V8/6.7L	Dsl	65 ²	750	MTZ-65	MTX-65	MTP-65	MT-65 ¹⁷	M-65HC	MTP-65HD
2016-11		V8/6.2L		65	650	MTZ-65	MTX-65	MTP-65	MT-65 ¹⁷	M-65	MTP-65HD	
2016-11		V8/6.2L	Opt	65	750	MTZ-65	MTX-65	MTP-65	MT-65 ¹⁷	M-65HC	MTP-65HD	
2010-99		V10/6.8L		65	650	MTZ-65	MTX-65	MTP-65	MT-65 ¹⁷	M-65	MTP-65HD	
2010-99		V10/6.8L	Opt	65	750	MTZ-65	MTX-65	MTP-65	MT-65 ¹⁷	M-65HC	MTP-65HD	
2010-08		V8/5.4L	HD, Over 8500 lb. GVW	65	750	MTZ-65	MTX-65	MTP-65	MT-65 ¹⁷	M-65HC	MTP-65HD	
2010-08		V8/6.4L		65 ²	750	MTZ-65	MTX-65	MTP-65	MT-65 ¹⁷	M-65HC	MTP-65HD	
Powersports Vehículos Deportivos Sports Motorisés	2010-00	V8/5.4L		65	650	MTZ-65	MTX-65	MTP-65	MT-65 ¹⁷	M-65	MTP-65HD	
	2007-99	V8/5.4L	Opt	65	750	MTZ-65	MTX-65	MTP-65	MT-65 ¹⁷	M-65HC	MTP-65HD	
	2006-03	V8/6.0L	Dsl	65 ²	750	MTZ-65	MTX-65	MTP-65	MT-65 ¹⁷	M-65HC	MTP-65HD	
	2003-99	V8/7.3L	Dsl	65 ²	750	MTZ-65	MTX-65	MTP-65	MT-65 ¹⁷	M-65HC	MTP-65HD	
	1999-97	V8/4.6L	Opt	65	650	MTZ-65	MTX-65	MTP-65	MT-65 ¹⁷	M-65	MTP-65HD	
	1999-97	V8/4.6L	Opt over 8500 lb.	65	650	MTZ-65	MTX-65	MTP-65	MT-65 ¹⁷	M-65	MTP-65HD	
	1999-97	V8/4.6L	Under 8500 lb. GVW	59	540				MT-59			
	1999-97	V8/5.4L	HD, Over 8500 lb. GVW	65	750	MTZ-65	MTX-65	MTP-65	MT-65 ¹⁷	M-65HC	MTP-65HD	
	1999-97	V8/5.4L	Over 8500 lb. GVW	65	650	MTZ-65	MTX-65	MTP-65	MT-65 ¹⁷	M-65	MTP-65HD	
	1999-97	V8/5.4L	Under 8500 lb. GVW	59	540				MT-59			
	1996-88	V8/7.3L	Dsl	65 ²	850	MTZ-65 ¹⁷	MTX-65 ¹⁷	MTP-65HD	MT-65 ¹⁷	M-65HC	MTP-65 ¹⁷	
Reference Referencia Référence	1996-87	L6/4.9L		65	650	MTZ-65	MTX-65	MTP-65	MT-65 ¹⁷	M-65	MTP-65HD	
	1996-87	L6/4.9L	Opt	65	850	MTZ-65 ¹⁷	MTX-65 ¹⁷	MTP-65HD	MT-65 ¹⁷	M-65HC	MTP-65 ¹⁷	
	1996-87	V8/5.0L		65	650	MTZ-65	MTX-65	MTP-65	MT-65 ¹⁷	M-65	MTP-65HD	
	1996-87	V8/5.0L	Opt	65	850	MTZ-65 ¹⁷	MTX-65 ¹⁷	MTP-65HD	MT-65 ¹⁷	M-65HC	MTP-65 ¹⁷	
	1996-87	V8/5.8L		65	650	MTZ-65	MTX-65	MTP-65	MT-65 ¹⁷	M-65	MTP-65HD	
	1996-87	V8/5.8L	Opt	65	850	MTZ-65 ¹⁷	MTX-65 ¹⁷	MTP-65HD	MT-65 ¹⁷	M-65HC	MTP-65 ¹⁷	
	1996-87	V8/7.5L		65	650	MTZ-65	MTX-65	MTP-65	MT-65 ¹⁷	M-65	MTP-65HD	
	1996-87	V8/7.5L		65	650	MTZ-65	MTX-65	MTP-65	MT-65 ¹⁷	M-65	MTP-65HD	

Model/Year	Engine	Options	Group Size	Rating (CCA/AH)	Platinum +	Platinum	Gold	Silver	M-Line	Other
					MTZ	MTX	MTP	MT	M	Alternate
Ford • F-250, F-250 Super Duty (continued)										
1996-87	V8/7.5L	Opt	65	850	MTZ-65 ¹⁷	MTX-65 ¹⁷	MTP-65HD	MT-65 ¹⁷	M-65HC	MTP-65 ¹⁷
2010	V8/6.4L	Dsl	65 ²	750	MTZ-65	MTX-65	MTP-65	MT-65 ¹⁷	M-65HC	MTP-65HD
2007	V8/6.0L	Dsl	65 ²	650	MTZ-65	MTX-65	MTP-65	MT-65 ¹⁷	M-65	MTP-65HD
Ford • F-350, F-350 Super Duty										
2022-20	V8/7.3L		65	750	MTZ-65	MTX-65	MTP-65	MT-65 ¹⁷	M-65HC	MTP-65HD
2022-17	V8/6.2L	Ex XL	65	750	MTZ-65	MTX-65	MTP-65	MT-65 ¹⁷	M-65HC	MTP-65HD
2022-17	V8/6.2L	XL	65	650	MTZ-65	MTX-65	MTP-65	MT-65 ¹⁷	M-65	MTP-65HD
2022-11	V8/6.7L	Dsl	65 ²	750	MTZ-65	MTX-65	MTP-65	MT-65 ¹⁷	M-65HC	MTP-65HD
2021-11	V8/6.7L	Dsl	65 ²	750	MTZ-65	MTX-65	MTP-65	MT-65 ¹⁷	M-65HC	MTP-65HD
2016-11	V8/6.2L		65	650	MTZ-65	MTX-65	MTP-65	MT-65 ¹⁷	M-65	MTP-65HD
2016-11	V8/6.2L	Opt	65	750	MTZ-65	MTX-65	MTP-65	MT-65 ¹⁷	M-65HC	MTP-65HD
2010-99	V10/6.8L		65	650	MTZ-65	MTX-65	MTP-65	MT-65 ¹⁷	M-65	MTP-65HD
2010-99	V10/6.8L	Opt	65	750	MTZ-65	MTX-65	MTP-65	MT-65 ¹⁷	M-65HC	MTP-65HD
2010-99	V8/5.4L		65	650	MTZ-65	MTX-65	MTP-65	MT-65 ¹⁷	M-65	MTP-65HD
2010-99	V8/5.4L	Opt	65	750	MTZ-65	MTX-65	MTP-65	MT-65 ¹⁷	M-65HC	MTP-65HD
2010-08	V8/6.4L	Dsl	65 ²	750	MTZ-65	MTX-65	MTP-65	MT-65 ¹⁷	M-65HC	MTP-65HD
2006-03	V8/6.0L	Dsl	65 ²	750	MTZ-65	MTX-65	MTP-65	MT-65 ¹⁷	M-65HC	MTP-65HD
2003-97	V8/7.3L	Dsl	65 ²	750	MTZ-65	MTX-65	MTP-65	MT-65 ¹⁷	M-65HC	MTP-65HD
1996-88	V8/7.3L	Dsl	65 ²	850	MTZ-65 ¹⁷	MTX-65 ¹⁷	MTP-65HD	MT-65 ¹⁷	M-65HC	MTP-65 ¹⁷
1996-87	L6/4.9L		65	650	MTZ-65	MTX-65	MTP-65	MT-65 ¹⁷	M-65	MTP-65HD
1996-87	L6/4.9L	Opt	65	850	MTZ-65 ¹⁷	MTX-65 ¹⁷	MTP-65HD	MT-65 ¹⁷	M-65HC	MTP-65 ¹⁷
1996-87	V8/5.8L		65	650	MTZ-65	MTX-65	MTP-65	MT-65 ¹⁷	M-65	MTP-65HD
1996-87	V8/5.8L	Opt	65	850	MTZ-65 ¹⁷	MTX-65 ¹⁷	MTP-65HD	MT-65 ¹⁷	M-65HC	MTP-65 ¹⁷
1996-87	V8/7.5L		65	650	MTZ-65	MTX-65	MTP-65	MT-65 ¹⁷	M-65	MTP-65HD
1996-87	V8/7.5L	Opt	65	850	MTZ-65 ¹⁷	MTX-65 ¹⁷	MTP-65HD	MT-65 ¹⁷	M-65HC	MTP-65 ¹⁷
2007	V8/6.0L	Dsl	65 ²	650	MTZ-65	MTX-65	MTP-65	MT-65 ¹⁷	M-65	MTP-65HD
1997	V8/5.8L		59	540				MT-59		
1997	V8/5.8L	Opt	65	750	MTZ-65	MTX-65	MTP-65	MT-65 ¹⁷	M-65HC	MTP-65HD
1997	V8/7.5L		59	540				MT-59		
1997	V8/7.5L	Opt	65	750	MTZ-65	MTX-65	MTP-65	MT-65 ¹⁷	M-65HC	MTP-65HD
Ford • Festiva										
1993-88	L4/1.3L		35	390		MTX-35	MTP-35	MT-35	M-35	M-35HC
Ford • Fiesta										
2019-11	L4/1.6L		96R	500			MTP-96R			
2017-14	L3/1.0L		96R	500			MTP-96R			
2017-14	L3/1.0L	Opt	96R	590			MTP-96R			
2017-14	L4/1.6L	Opt	96R	590			MTP-96R			
Ford • Five Hundred										
2007-05	V6/3.0L		36R	540				MT-36R		
2006-05	V6/3.0L	Opt	36R	600				MT-36R		
Ford • Flex										
2019-10	V6/3.5L	Ex Ecoboost	65	650	MTZ-65	MTX-65	MTP-65	MT-65 ¹⁷	M-65	MTP-65HD
2019-10	V6/3.5L	w/Ecoboost	65	750	MTZ-65	MTX-65	MTP-65	MT-65 ¹⁷	M-65HC	MTP-65HD
2009	V6/3.5L		65	750	MTZ-65	MTX-65	MTP-65	MT-65 ¹⁷	M-65HC	MTP-65HD
Ford • Focus										
2018-16	L4/2.0L	AT	96R	590			MTP-96R			
2018-16	L4/2.3L		48 ³³	760		MTX-48/H6				
2018-15	L3/1.0L		48 ³³	760		MTX-48/H6				
2018-15	L4/2.0L	MT	96R	500			MTP-96R			
2018-12		Electric	67R	390			MTP-67R			
2017-16	L4/2.3L	Automatic Dual Clutch	96R	590			MTP-96R			
2017-16	L4/2.3L	MT	96R	500			MTP-96R			
2017-15	L4/2.0L	Automatic Dual Clutch	96R	590			MTP-96R			
2017-12		Electric	67R	390			MTP-67R			
2014-13	L4/2.0L	w/Ecoboost	96R	590			MTP-96R			
2014-13	L4/2.0L	w/o Ecoboost	96R	500			MTP-96R			
2011-05	L4/2.0L		96R	500			MTP-96R			
2007-05	L4/2.0L	Immersion Heater or Premium Radio	40R	590				MT-40R		
2007-05	L4/2.3L	Immersion Heater or Premium Radio	40R	590				MT-40R		
2007-03	L4/2.3L		96R	500			MTP-96R			
2004-03	L4/2.0L	Ex Zetec	40R	590				MT-40R		
2004-03	L4/2.0L	Zetec	96R	500			MTP-96R			
2002-00	L4/2.0L	Ex Zetec	96R	500			MTP-96R			
2002-00	L4/2.0L	Zetec	40R	590				MT-40R		
2012	L4/2.0L	Automatic Dual Clutch	96R	590			MTP-96R			
2012	L4/2.0L	MT	96R	500			MTP-96R			

Automotive & Light Truck
Automotrices y Camiones Livianos
Automobile et Camionette

Heavy-Duty Truck
Camiones Para Servicio Pesado
Poids Lourd

Agriculture
Agrícola
Agriculture

Industrial
Industrial
Industrial

Lawn & Garden
Césped y Jardín
Jardin et Pelouse

Powersports
Vehículos Deportivos
Sports Motorisés

Reference
Referencia
Référence

	Model/ Year	Engine	Options	Group Size	Rating (CCA/AH)	Platinum +	Platinum	Gold	Silver	M-Line	Other	
						MTZ	MTX	MTP	MT	M	Alternate	
Automotive & Light Truck Automotrices y Camiones Livianos Automobile et Camionnette	Ford • Freestar											
	2007-04	V6/3.9L		59	540				MT-59			
	2007-04	V6/3.9L	Opt	65	650	MTZ-65	MTX-65	MTP-65	MT-65 ¹⁷	M-65	MTP-65HD	
	2007-04	V6/4.2L		59	540				MT-59			
	2007-04	V6/4.2L	Opt	65	650	MTZ-65	MTX-65	MTP-65	MT-65 ¹⁷	M-65	MTP-65HD	
Automotive & Light Truck Automotrices y Camiones Livianos Automobile et Camionnette	Ford • Freestyle											
	2007-05	V6/3.0L		36R	540				MT-36R			
	2006-05	V6/3.0L	Opt	36R	600				MT-36R			
Heavy-Duty Truck Camiones Para Servicio Pesado Poids Lourds	Ford • Fusion											
	2020-18	L4/1.5L		48 ³³	760		MTX-48/H6					
	2020-18	L4/2.0L	Gas, w/Intelligent Access	90	590			MTP-90/T5				
	2020-18	L4/2.0L	Gas, w/Start-Stop	48 ³³	760		MTX-48/H6					
	2020-18	L4/2.0L	Hybrid	90	590			MTP-90/T5				
	2020-18	L4/2.5L		90	590			MTP-90/T5				
	2019-17	V6/2.7L		90	590			MTP-90/T5				
	2017-15	L4/1.5L	w/Intelligent Access	90	590			MTP-90/T5				
	2017-15	L4/1.5L	w/o Intelligent Access	90	500			MTP-90/T5				
	2017-15	L4/2.5L	w/Intelligent Access	90	590			MTP-90/T5				
	2017-15	L4/2.5L	w/o Intelligent Access	90	500			MTP-90/T5				
	2017-14	L4/1.5L	Start-Stop	48 ³³	760		MTX-48/H6					
	2016-15	L4/2.0L	Start-Stop	48 ³³	760		MTX-48/H6					
	2016-15	L4/2.5L	Start-Stop	48 ³³	760		MTX-48/H6					
	2015-13	L4/2.0L	Hybrid	67R ⁵⁰	390			MTP-67R				
	2014-13	L4/1.6L	Start-Stop	48 ³³	760		MTX-48/H6					
	2014-13	L4/1.6L	w/o Power Code Remote Start	90	500			MTP-90/T5				
	2014-13	L4/1.6L	w/Power Code Remote Start	90	590			MTP-90/T5				
	2014-13	L4/2.0L	Gas	90	500			MTP-90/T5				
	2014-13	L4/2.0L	Gas, Opt	90	590			MTP-90/T5				
	2014-13	L4/2.5L	w/o Power Code Remote Start	90	500			MTP-90/T5				
	2014-13	L4/2.5L	w/Power Code Remote Start	90	590			MTP-90/T5				
	2012-10	L4/2.5L	Gas	96R	500			MTP-96R				
	2012-10	L4/2.5L	Hybrid	67R	390			MTP-67R				
	2012-10	V6/3.5L		96R	500			MTP-96R				
	2012-07	V6/3.0L		96R	500			MTP-96R				
	2009-07	L4/2.3L		96R	500			MTP-96R				
Agriculture Agrícola Agriculture	2017	L4/1.5L	w/Start-Stop	48 ³³	760		MTX-48/H6					
	2017	L4/2.0L	Gas	90	590			MTP-90/T5				
	2017-16	L4/2.0L	Hybrid	99R ⁵⁰	390			MTP-T4				
	2017	L4/2.0L	US, Gas	90	590			MTP-90/T5				
	2016	L4/2.0L	w/Intelligent Access	90	590			MTP-90/T5				
	2016	L4/2.0L	w/o Intelligent Access	90	500			MTP-90/T5				
	2015	L4/2.0L	Gas	90	590			MTP-90/T5				
	2014	L4/1.5L	w/o Power Code Remote Start	90	500			MTP-90/T5				
	2014	L4/1.5L	w/Power Code Remote Start	90	590			MTP-90/T5				
	2013	L4/1.6L		96R	500			MTP-96R				
	2013	L4/1.6L	Opt	96R	590			MTP-96R				
	Lawn & Garden Césped y Jardín Jardin et Pelouse	2006	L4/2.3L		40R	590			MT-40R			
2006		V6/3.0L		40R	590			MT-40R				
Ford • Gran Torino												
1976-75		V8/5.8L		22F	N/A				MT-26R		SP-22F	
1976-75	V8/6.6L		24F	N/A	MTZ-34R ¹	MTX-24F	MTP-24F	MT-24F	M-24F	M-24FHC		
1976-75	V8/7.5L		24F	N/A	MTZ-34R ¹	MTX-24F	MTP-24F	MT-24F	M-24F	M-24FHC		
1974-72	V8/5.0L		22F	290				MT-26R		SP-22F		
1973-72	V8/6.6L		24F	475	MTZ-34R ¹	MTX-24F	MTP-24F	MT-24F	M-24F	M-24FHC		
1973-72	V8/7.0L		24F	475	MTZ-34R ¹	MTX-24F	MTP-24F	MT-24F	M-24F	M-24FHC		
1974	L6/4.1L		22F	290				MT-26R		SP-22F		
1974	V8/5.8L		22F	290				MT-26R		SP-22F		
1974	V8/6.6L		24F	455	MTZ-34R ¹	MTX-24F	MTP-24F	MT-24F	M-24F	M-24FHC		
1974	V8/7.5L		24F	455	MTZ-34R ¹	MTX-24F	MTP-24F	MT-24F	M-24F	M-24FHC		
1973	L6/4.1L		22F	440				MT-26R		SP-22F		
1973	V8/5.0L	Opt	24F	475	MTZ-34R ¹	MTX-24F	MTP-24F	MT-24F	M-24F	M-24FHC		
1973	V8/5.8L		24F	350	MTZ-34R ¹	MTX-24F	MTP-24F	MT-24F	M-24F	M-24FHC		
1972	L6/4.1L		22F	290				MT-26R		SP-22F		
1972	V8/5.8L		24F	475	MTZ-34R ¹	MTX-24F	MTP-24F	MT-24F	M-24F	M-24FHC		
Reference Referencia Référence	Ford • GT											
	2022-17	V6/3.5L	Li-ion Only	N/A ^{33,45}								
	2006-05	V8/5.4L		N/A	720							
Reference Referencia Référence	Ford • LTD Crown Victoria											
	1991-90	V8/5.8L	Opt	65	650	MTZ-65	MTX-65	MTP-65	MT-65 ¹⁷	M-65	MTP-65HD	
	1991-88	V8/5.0L	w/HWS or PPKg	65	850	MTZ-65 ¹⁷	MTX-65 ¹⁷	MTP-65HD	MT-65 ¹⁷	M-65HC	MTP-65 ¹⁷	

Model/Year	Engine	Options	Group Size	Rating (CCA/AH)	Platinum +	Platinum	Gold	Silver	M-Line	Other
					MTZ	MTX	MTP	MT	M	Alternate
Ford • LTD Crown Victoria (continued)										
1991-88	V8/5.8L		58	540				MT-58		
1991-88	V8/5.8L	w/HWS or PPKg	65	850	MTZ-65 ¹⁷	MTX-65 ¹⁷	MTP-65HD	MT-65 ¹⁷	M-65HC	MTP-65 ¹⁷
1991-87	V8/5.0L		58	540				MT-58		
1991-87	V8/5.0L	Opt	65	650	MTZ-65	MTX-65	MTP-65	MT-65 ¹⁷	M-65	MTP-65HD
Ford • Mustang										
2021-15	V8/5.0L		96R	590			MTP-96R			
2020-17	V8/5.2L		99R	390			MTP-T4			
2020-15	L4/2.3L		96R	590			MTP-96R			
2017-11	V6/3.7L		96R	590			MTP-96R			
2016-15	V8/5.2L	Cold Climate	96R	590			MTP-96R			
2016-15	V8/5.2L		67R	390			MTP-67R			
2014-13	V8/5.8L		96R	590			MTP-96R			
2014-12	V8/5.0L	Boss Pkg	96R	500			MTP-96R			
2014-12	V8/5.0L	Ex Boss Pkg	96R	590			MTP-96R			
2012-10	V8/5.4L		96R	590			MTP-96R			
2010-08	V8/4.6L		96R	500			MTP-96R			
2010-07	V8/5.4L		40R	590				MT-40R		
2010-05	V6/4.0L		96R	500			MTP-96R			
2009-08	V6/4.0L	HD, High Elect Content	40R	590				MT-40R		
2009-08	V8/4.6L	HD, High Elect Content	40R	590				MT-40R		
2006-05	V6/4.0L	Opt	40R	590				MT-40R		
2006-05	V8/4.6L		96R	500			MTP-96R			
2006-05	V8/4.6L	Opt	40R	590				MT-40R		
2004-97	V6/3.8L		59	540				MT-59		
2004-96	V8/4.6L	Late	59	540				MT-59		
1996-94	V6/3.8L	Early	58	540				MT-58		
1995-87	V8/5.0L		58	540				MT-58		
1993-89	L4/2.3L	HD w/AT	58	540				MT-58		
1993-87	L4/2.3L	MT	58	460				MT-58	M-58	
1986-84	L4/2.3L	HD, Conv, TC	63	450				MT-56		
1986-84	L4/2.3L	High Altitude, AT, Can	62	380				MT-56		
1986-84	L4/2.3L	MT, Ex Conv, Turbo, High Altitude, or Can	61	310				MT-56		
1986-84	L4/2.3L	Opt	62	380				MT-56		
1986-84	L4/2.3L		61	540				MT-56		
1986-84	V6/3.8L	HD, Conv, TC	63	450				MT-56		
1986-84	V6/3.8L		62	380				MT-56		
1986-84	V8/5.0L		63	450				MT-56		
1983-82	V8/5.0L		61	310				MT-56		
1982-81	L6/3.3L	Opt	63	450				MT-56		
1982-81	L6/3.3L		61	310				MT-56		
1982-81	V8/4.2L	Opt	63	450				MT-56		
1982-81	V8/4.2L		61	310				MT-56		
1971-67	V8/7.0L		22F	250	MTZ-75DT ^{5,6,7,10}					SP-22F
1970-69	L6/4.1L		24F	350	MTZ-34R ¹	MTX-24F	MTP-24F	MT-24F	M-24F	M-24FHC
1970-69	V8/5.8L	Opt	24F	350	MTZ-34R ¹	MTX-24F	MTP-24F	MT-24F	M-24F	M-24FHC
1970-68	L6/3.3L		24F	350	MTZ-34R ¹	MTX-24F	MTP-24F	MT-24F	M-24F	M-24FHC
1970-68	V8/5.0L		24F	350	MTZ-34R ¹	MTX-24F	MTP-24F	MT-24F	M-24F	M-24FHC
1970-67	V8/7.0L	Ex 427 or HD	22F	250	MTZ-75DT ^{5,6,7,10}					SP-22F
1970-67	V8/7.0L	HD or 427	24F	325	MTZ-34R ¹	MTX-24F	MTP-24F	MT-24F	M-24F	M-24FHC
1970-67	V8/7.0L	Opt	24F	325	MTZ-34R ¹	MTX-24F	MTP-24F	MT-24F	M-24F	M-24FHC
1969-68	V8/6.4L		24F	350	MTZ-34R ¹	MTX-24F	MTP-24F	MT-24F	M-24F	M-24FHC
1965-64	V8/4.3L		22F	250	MTZ-75DT ^{5,6,7,10}					SP-22F
2021	L4/2.3L		96R	560			MTP-96R			
2021	V8/5.2L		96R	590			MTP-96R			
2011	V8/5.0L		96R	590			MTP-96R			
2007	V8/4.6L		40R	590				MT-40R		
2004	V6/3.9L		59	540				MT-59		
2000	V8/5.4L		59	540				MT-59		
1996	V8/4.6L	Early	58	540				MT-58		
1995	V8/5.8L		58	540				MT-58		
1983	L4/2.3L	AT or Can	62	380				MT-56		
1983	L4/2.3L	HD or Turbo	63	450				MT-56		
1983	L4/2.3L	MT, US, Ex Turbo	61	310				MT-56		
1983	V6/3.8L	HD, Conv	63	450				MT-56		
1983	V6/3.8L		61	310				MT-56		
1983	V8/5.0L	HD, Conv	63	450				MT-56		
1982	L4/2.3L	MT, Ex Turbo	61	310				MT-56		

	Model/ Year	Engine	Options	Group Size	Rating (CCA/AH)	Platinum +	Platinum	Gold	Silver	M-Line	Other	
						MTZ	MTX	MTP	MT	M	Alternate	
Automotive & Light Truck Automotrices y Camiones Livianos Automobile et Camionnette	Ford • Mustang (continued)											
	1982	L4/2.3L	Turbo, AT	62	380				MT-56			
	1982	V8/5.0L	Opt	63	450				MT-56			
	1981	L4/2.3L	AT, Turbo, HD	63	450				MT-56			
	1981	L4/2.3L	MT	62	380				MT-56			
	1980	L4/2.3L		63	450				MT-56			
	1980	L6/3.3L		63	450				MT-56			
	1980	V8/4.2L		63	450				MT-56			
	1979	L4/2.3L		56	535				MT-56			
	1979	L6/3.3L		56	535				MT-56			
	1979	V6/2.8L		56	535				MT-56			
	1979	V8/5.0L		56	535				MT-56			
	1972	L6/4.1L		27F ^{Opt}	N/A	MTZ-34R ¹			MTP-27F		M-27F ⁴⁸	
	1972	V8/5.0L		27F ^{Opt}	N/A	MTZ-34R ¹			MTP-27F		M-27F ⁴⁸	
	1972	V8/5.8L	2V, MT	22F	250	MTZ-75DT ^{5,6,7,10}					SP-22F	
	1971	L6/4.1L		22F	250	MTZ-75DT ^{5,6,7,10}					SP-22F	
	1971	V8/5.0L		22F	250	MTZ-75DT ^{5,6,7,10}					SP-22F	
	1971	V8/5.8L		22F	250	MTZ-75DT ^{5,6,7,10}					SP-22F	
	1968	V8/4.7L		24F	350	MTZ-34R ¹	MTX-24F	MTP-24F	MT-24F	M-24F	M-24FHC	
	1968	V8/7.0L		24F	325	MTZ-34R ¹	MTX-24F	MTP-24F	MT-24F	M-24F	M-24FHC	
	1967	L6/3.3L	Opt	24F				MTP-24F ^{6,10,48}	MT-24F ^{6,10,48}	M-24F ^{6,10,48}	M-24FHC ^{6,10,48}	
	1967	V8/4.7L	Opt	24F				MTP-24F ^{6,10,48}	MT-24F ^{6,10,48}	M-24F ^{6,10,48}	M-24FHC ^{6,10,48}	
	1967	V8/6.4L	Opt	24F				MTP-24F ^{6,10,48}	MT-24F ^{6,10,48}	M-24F ^{6,10,48}	M-24FHC ^{6,10,48}	
	1965	L6/2.8L	Opt	24F				MTP-24F ^{6,10,48}	MT-24F ^{6,10,48}	M-24F ^{6,10,48}	M-24FHC ^{6,10,48}	
	1965	L6/3.3L	Opt	24F				MTP-24F ^{6,10,48}	MT-24F ^{6,10,48}	M-24F ^{6,10,48}	M-24FHC ^{6,10,48}	
	1965	V8/4.7L	Opt	24F				MTP-24F ^{6,10,48}	MT-24F ^{6,10,48}	M-24F ^{6,10,48}	M-24FHC ^{6,10,48}	
	1964	L6/3.3L		22F	250	MTZ-75DT ^{5,6,7,10}					SP-22F	
1964	V8/4.7L		22F	250	MTZ-75DT ^{5,6,7,10}					SP-22F		
Agriculture Agrícola Agriculture	Ford • Mustang, Mach-E											
	2023-21		Electric	153R ^{33,45}								
	Ford • Police Interceptor Sedan											
	2019-15	V6/3.7L		65	750	MTZ-65	MTX-65	MTP-65	MT-65 ¹⁷	M-65HC	MTP-65HD	
	2019-14	V6/3.5L		65	750	MTZ-65	MTX-65	MTP-65	MT-65 ¹⁷	M-65HC	MTP-65HD	
	2014-13	V6/3.5L	w/Ecoboost	65	650	MTZ-65	MTX-65	MTP-65	MT-65 ¹⁷	M-65	MTP-65HD	
	2014-13	V6/3.7L		59	540				MT-59			
	2014-13	V6/3.5L	w/o Ecoboost	59	540				MT-59			
	Ford • Police Interceptor Utility											
	2023-20	V6/3.0L		94R	730	MTZ-94R/H7	MTX-94R/H7					
2023-20	V6/3.0L	Opt	49 ³³	850	MTZ-49/H8	MTX-49/H8						
2023-20	V6/3.3L	Gas	94R	730	MTZ-94R/H7	MTX-94R/H7						
2023-20	V6/3.3L	Gas/Hybrid Opt	49 ³³	850	MTZ-49/H8	MTX-49/H8						
2023-20	V6/3.3L	Hybrid	94R ³³	800	MTZ-94R/H7	MTX-94R/H7						
2019-15	V6/3.5L		65	750	MTZ-65	MTX-65	MTP-65	MT-65 ¹⁷	M-65HC	MTP-65HD		
2019-15	V6/3.7L		65	750	MTZ-65	MTX-65	MTP-65	MT-65 ¹⁷	M-65HC	MTP-65HD		
2014-13	V6/3.7L		59	540				MT-59				
2014	V6/3.5L	Ex Ecoboost	59	540				MT-59				
2014	V6/3.5L	w/Ecoboost	65	650	MTZ-65	MTX-65	MTP-65	MT-65 ¹⁷	M-65	MTP-65HD		
Lawn & Garden Césped y Jardín Jardin et Pelouse	Ford • Probe											
	1997-93	L4/2.0L		58R	580				MT-58R			
	1997-93	V6/2.5L		58R	580				MT-58R			
	1992-90	L4/2.2L		56	505				MT-56			
	1992-90	V6/3.0L		58R	580				MT-58R			
Powersports Vehículos Deportivos Sports Motorisés	Ford • Ranger											
	2023-21	L4/2.3L		48 ³³	760		MTX-48/H6					
	2023-19	L4/2.3L	Opt	94R ³³	800	MTZ-94R/H7	MTX-94R/H7					
	2020-19	L4/2.3L		48 ³³	610	MTZ-48/H6	MTX-48/H6					
	2011-97	V6/4.0L		59	540				MT-59			
	2011-01	L4/2.3L		59	540				MT-59			
	2008-97	V6/3.0L		59	540				MT-59			
	2001-98	L4/2.5L		59	540				MT-59			
	1997-91	V6/3.0L	Opt	65	650	MTZ-65	MTX-65	MTP-65	MT-65 ¹⁷	M-65	MTP-65HD	
	1997-90	V6/4.0L	Opt	65	650	MTZ-65	MTX-65	MTP-65	MT-65 ¹⁷	M-65	MTP-65HD	
	1997-89	L4/2.3L	Opt	65	650	MTZ-65	MTX-65	MTP-65	MT-65 ¹⁷	M-65	MTP-65HD	
	1996-91	V6/3.0L		58	540				MT-58			
	1996-91	V6/4.0L		65	650	MTZ-65	MTX-65	MTP-65	MT-65 ¹⁷	M-65	MTP-65HD	
1996-89	L4/2.3L		58	540				MT-58				
1992-89	V6/2.9L		58	540				MT-58				
1992-89	V6/2.9L	Opt	65	650	MTZ-65	MTX-65	MTP-65	MT-65 ¹⁷	M-65	MTP-65HD		
1997	L4/2.3L		59	540				MT-59				
1990	V6/4.0L		58	540				MT-58				
Reference Referencia Référence												

Model/ Year	Engine	Options	Group Size	Rating (CCA/AH)	Platinum +	Platinum	Gold	Silver	M-Line	Other
					MTZ	MTX	MTP	MT	M	Alternate
Ford • Special Service Police Sedan										
2018-14	L4/2.0L		65	750	MTZ-65	MTX-65	MTP-65	MT-65 ¹⁷	M-65HC	MTP-65HD
Ford • Taurus, Taurus X										
2019-16	V6/3.5L	Duratec w/Intelligent Access	65	650	MTZ-65	MTX-65	MTP-65	MT-65 ¹⁷	M-65	MTP-65HD
2019-16	V6/3.5L	Duratec w/o Intelligent Access	59	540				MT-59		
2019-16	V6/3.5L	Ecoboost	65	650	MTZ-65	MTX-65	MTP-65	MT-65 ¹⁷	M-65	MTP-65HD
2017-15	L4/2.0L	w/Intelligent Access	65	650	MTZ-65	MTX-65	MTP-65	MT-65 ¹⁷	M-65	MTP-65HD
2017-15	L4/2.0L	w/o Intelligent Access	59	540				MT-59		
2014-13	L4/2.0L	Ex SHO	59	540				MT-59		
2014-13	V6/3.5L	PPkg	65	750	MTZ-65	MTX-65	MTP-65	MT-65 ¹⁷	M-65HC	MTP-65HD
2014-10	V6/3.5L	Ex SHO	59	540				MT-59		
2014-10	V6/3.5L	SHO	65	650	MTZ-65	MTX-65	MTP-65	MT-65 ¹⁷	M-65	MTP-65HD
2009-08	V6/3.5L		59	540				MT-59		
2007-06	V6/3.0L		36R	540				MT-36R		
2005-00	V6/3.0L	HD & Can, DOHC	36R	600				MT-36R		
2004-01	V6/3.0L	HD, OHV	36R	600				MT-36R		
2004-01	V6/3.0L	OHV	36R	540				MT-36R		
2000-96	V6/3.0L	OHV	58R	540				MT-58R		
1999-96	V8/3.4L	SHO	36R	650				MT-36R		
1998-96	V6/3.0L	HD & Can, DOHC	36R	650				MT-36R		
1995-93	V6/3.2L	SHO	34	650	MTZ-34	MTX-34	MTP-34	MT-34	M-34HC	
1995-93	V6/3.8L	HD or PPkg	65	850	MTZ-65 ¹⁷	MTX-65 ¹⁷	MTP-65HD	MT-65 ¹⁷	M-65HC	MTP-65 ¹⁷
1995-92	V6/3.0L	Ex SHO, Opt	65	650	MTZ-65	MTX-65	MTP-65	MT-65 ¹⁷	M-65	MTP-65HD
1995-92	V6/3.0L	Opt	65	650	MTZ-65	MTX-65	MTP-65	MT-65 ¹⁷	M-65	MTP-65HD
1995-92	V6/3.8L		65	650	MTZ-65	MTX-65	MTP-65	MT-65 ¹⁷	M-65	MTP-65HD
1995-91	V6/3.0L		58	540				MT-58		
1995-90	V6/3.0L	Ex SHO	58	540				MT-58		
1995-89	V6/3.0L	SHO	34	650	MTZ-34	MTX-34	MTP-34	MT-34	M-34HC	
1991-90	V6/3.8L	HD, w/HWS or PPkg	65	850	MTZ-65 ¹⁷	MTX-65 ¹⁷	MTP-65HD	MT-65 ¹⁷	M-65HC	MTP-65 ¹⁷
1990-89	V6/3.8L		65	850	MTZ-65 ¹⁷	MTX-65 ¹⁷	MTP-65HD	MT-65 ¹⁷	M-65HC	MTP-65 ¹⁷
1990-88	L4/2.5L	AT	65	650	MTZ-65	MTX-65	MTP-65	MT-65 ¹⁷	M-65	MTP-65HD
2016	V6/3.5L	w/Intelligent Access, Ecoboost	65	650	MTZ-65	MTX-65	MTP-65	MT-65 ¹⁷	M-65	MTP-65HD
2016	V6/3.5L	w/o Intelligent Access, Ecoboost	59	540				MT-59		
2015	V6/3.5L	w/Intelligent Access, SHO	65	650	MTZ-65	MTX-65	MTP-65	MT-65 ¹⁷	M-65	MTP-65HD
2015	V6/3.5L	w/o Intelligent Access, Ex SHO	59	540				MT-59		
2006	V6/3.0L	Opt	36R	600				MT-36R		
2005	V6/3.0L	OHV	36R	600				MT-36R		
1999	V6/3.0L	DOHC or HD	36R	650				MT-36R		
1991	L4/2.5L		65	650	MTZ-65	MTX-65	MTP-65	MT-65 ¹⁷	M-65	MTP-65HD
1991	V6/3.8L	Ex Wagon	65	850	MTZ-65 ¹⁷	MTX-65 ¹⁷	MTP-65HD	MT-65 ¹⁷	M-65HC	MTP-65 ¹⁷
1991	V6/3.8L	Wagon	65	650	MTZ-65	MTX-65	MTP-65	MT-65 ¹⁷	M-65	MTP-65HD
Ford • Tempo										
1994-92	V6/3.0L		58	460				MT-58	M-58	
1994-92	V6/3.0L	Opt	58	540				MT-58		
1993-87	L4/2.3L	HD w/AT	58	540				MT-58		
1993-87	L4/2.3L	MT	58	460				MT-58	M-58	
1994	L4/2.3L		58	540				MT-58		
Ford • Thunderbird										
2005-02	V8/3.9L		66 ⁵⁰	650				MT-66		
1997-94	V8/4.6L		65	650	MTZ-65	MTX-65	MTP-65	MT-65 ¹⁷	M-65	MTP-65HD
1997-93	V6/3.8L	Can & Opt	65	650	MTZ-65	MTX-65	MTP-65	MT-65 ¹⁷	M-65	MTP-65HD
1995-93	V6/3.8L	S/C, HD & Can	65	650	MTZ-65	MTX-65	MTP-65	MT-65 ¹⁷	M-65	MTP-65HD
1995-91	V6/3.8L	S/C, w/MT	58	540				MT-58		
1994-93	V6/3.8L	US	58	540				MT-58		
1994-93	V6/3.8L	US, Opt or Can	65	650	MTZ-65	MTX-65	MTP-65	MT-65 ¹⁷	M-65	MTP-65HD
1993-91	V8/5.0L		65	650	MTZ-65	MTX-65	MTP-65	MT-65 ¹⁷	M-65	MTP-65HD
1992-91	V6/3.8L	HD, Ex S/C	58	540				MT-58		
1992-91	V6/3.8L	Naturally Aspirated	58	460				MT-58	M-58	
1992-91	V6/3.8L		65	650	MTZ-65	MTX-65	MTP-65	MT-65 ¹⁷	M-65	MTP-65HD
1992-91	V6/3.8L	S/C, HD	65	650	MTZ-65	MTX-65	MTP-65	MT-65 ¹⁷	M-65	MTP-65HD
1992-90	V6/3.8L	Turbo, S/C, Can, Cold Climate Pkg	65	650	MTZ-65	MTX-65	MTP-65	MT-65 ¹⁷	M-65	MTP-65HD
1992-90	V6/3.8L	US Ex S/C	58	460				MT-58	M-58	
1992-90	V6/3.8L	US Opt Ex S/C	58	540				MT-58		
1990-89	V6/3.8L	S/C	65	650	MTZ-65	MTX-65	MTP-65	MT-65 ¹⁷	M-65	MTP-65HD
1990-89	V6/3.8L	US	58	460				MT-58	M-58	
1990-89	V6/3.8L	US, HD, Ex S/C	58	540				MT-58		
1997-96	V6/3.8L	Late	59	540				MT-59		
1996	V6/3.8L	Early	58	540				MT-58		
1958	V8/4.8L		27F	350	MTZ-34R ¹	MTX-24F	MTP-27F		M-27F	
1958	V8/5.4L		27F	350	MTZ-34R ¹	MTX-24F	MTP-27F		M-27F	
1958	V8/5.8L		27F	350	MTZ-34R ¹	MTX-24F	MTP-27F		M-27F	

	Model/ Year	Engine	Options	Group Size	Rating (CCA/AH)	Platinum +	Platinum	Gold	Silver	M-Line	Other	
						MTZ	MTX	MTP	MT	M	Alternate	
Automotive & Light Truck Automotrices y Camiones Livianos Automobile et Camionnette	Ford • Torino											
	1976-75	V8/5.8L	Opt	24F	455	MTZ-34R ¹	MTX-24F	MTP-24F	MT-24F	M-24FHC	M-24	
	1976-74	V8/6.6L		24F	455	MTZ-34R ¹	MTX-24F	MTP-24F	MT-24F	M-24FHC	M-24	
	1972-69	L6/4.1L		22F	290				MT-26R		SP-22F	
	1972-69	V8/5.0L		22F	290				MT-26R		SP-22F	
	1972-69	V8/5.8L		24F	475	MTZ-34R ¹	MTX-24F	MTP-24F	MT-24F	M-24FHC	M-24	
	1972-68	V8/7.0L		24F	475	MTZ-34R ¹	MTX-24F	MTP-24F	MT-24F	M-24FHC	M-24	
	1971-70	V8/7.0L		24F	440	MTZ-34R ¹	MTX-24F	MTP-24F	MT-24F	M-24FHC	M-24	
	1971-69	V8/7.0L	Opt	27F	450	MTZ-34R ¹	MTX-24F	MTP-27F		M-27F		
	1970-68	V8/6.4L		24F	475	MTZ-34R ¹	MTX-24F	MTP-24F	MT-24F	M-24FHC	M-24	
	1974	L6/4.1L		24F	455	MTZ-34R ¹	MTX-24F	MTP-24F	MT-24F	M-24FHC	M-24	
	1974	V8/5.0L		24F	455	MTZ-34R ¹	MTX-24F	MTP-24F	MT-24F	M-24FHC	M-24	
	1974	V8/5.8L		24F	455	MTZ-34R ¹	MTX-24F	MTP-24F	MT-24F	M-24FHC	M-24	
	1973	L6/4.1L	Opt	24F	N/A	MTZ-34R ¹	MTX-24F	MTP-24F	MT-24F	M-24FHC	M-24	
	1973	V8/5.0L	Opt	24F	N/A	MTZ-34R ¹	MTX-24F	MTP-24F	MT-24F	M-24FHC	M-24	
	1973	V8/5.8L		24F	350	MTZ-34R ¹	MTX-24F	MTP-24F	MT-24F	M-24FHC	M-24	
	1973	V8/7.0L		22F	440						SP-22F	
	1973	V8/7.5L		22F	440						SP-22F	
1972	V8/6.6L		24F	475	MTZ-34R ¹	MTX-24F	MTP-24F	MT-24F	M-24FHC	M-24		
1971	V8/5.8L	Opt	22F	290				MT-26R		SP-22F		
1968	L6/3.3L		22F	290				MT-26R		SP-22F		
1968	V8/7.0L	Opt	27F	435	MTZ-34R ¹	MTX-24F	MTP-27F		M-27F			
Agriculture Agrícola Agriculture	Ford • Transit Connect											
	2022-19	L4/2.0L	Opt	94R ³³	800	MTZ-94R/H7	MTX-94R/H7					
	2022-19	L4/2.0L	Std	40R	590				MT-40R			
	2022-14	L4/2.5L		40R	590				MT-40R			
	2016-14	L4/1.6L		40R	590				MT-40R			
	2013-10	L4/2.0L		96R	590			MTP-96R				
	2012		Electric	96R	500			MTP-96R				
Industrial Industrial Industriel	Ford • Transit-150											
	2023-22	V6/3.5L		48 ^{33,50}	760		MTX-48/H6					
	2021-20	V6/3.5L	Opt	48 ^{33,50}	760		MTX-48/H6					
	2021-15	V6/3.5L		48 ⁵⁰	610	MTZ-48/H6	MTX-48/H6	MTP-48/H6	MT-48/H6	M-48/H6		
	2019-15	L5/3.2L	Dsl	48 ^{2,33,50}	760		MTX-48/H6					
	2019-15	V6/3.7L		48 ⁵⁰	610	MTZ-48/H6	MTX-48/H6	MTP-48/H6	MT-48/H6	M-48/H6		
Lawn & Garden Césped y Jardín Jardin et Pelouse	Ford • Transit-250											
	2023-22	V6/3.5L		48 ^{33,50}	760		MTX-48/H6					
	2023-15	V6/3.5L		48 ⁵⁰	610	MTZ-48/H6	MTX-48/H6	MTP-48/H6	MT-48/H6	M-48/H6		
	2021-20	V6/3.5L	Opt	48 ^{33,50}	760		MTX-48/H6					
	2019-15	L5/3.2L	Dsl	48 ^{2,33,50}	760		MTX-48/H6					
	2019-15	V6/3.7L		48 ⁵⁰	610	MTZ-48/H6	MTX-48/H6	MTP-48/H6	MT-48/H6	M-48/H6		
Powersports Vehículos Deportivos Sports Motorisés	Ford • Transit-350											
	2023-22	V6/3.5L		48 ^{33,50}	760		MTX-48/H6					
	2021-20	V6/3.5L	Opt	48 ^{33,50}	760		MTX-48/H6					
	2021-15	V6/3.5L		48 ⁵⁰	610	MTZ-48/H6	MTX-48/H6	MTP-48/H6	MT-48/H6	M-48/H6		
	2019-15	L5/3.2L	Dsl	48 ³³	760		MTX-48/H6					
	2019-15	V6/3.7L		48 ⁵⁰	610	MTZ-48/H6	MTX-48/H6	MTP-48/H6	MT-48/H6	M-48/H6		
Reference Referencia Référence	Ford • Transit-350 HD											
	2023-22	V6/3.5L		48 ^{33,50}	760		MTX-48/H6					
	2021-20	V6/3.5L	Opt	48 ^{33,50}	760		MTX-48/H6					
	2021-20	V6/3.5L		48 ⁵⁰	610	MTZ-48/H6	MTX-48/H6	MTP-48/H6	MT-48/H6	M-48/H6		
	2019-15	L5/3.2L	Dsl	48 ^{2,33,50}	760		MTX-48/H6					
	2019-15	V6/3.5L		48 ^{33,50}	760		MTX-48/H6					
Reference Referencia Référence	Ford • Windstar											
	2003-97	V6/3.8L	TTPkg or HD	65	750	MTZ-65	MTX-65	MTP-65	MT-65 ¹⁷	M-65HC	MTP-65HD	
	2003-95	V6/3.8L		65	650	MTZ-65	MTX-65	MTP-65	MT-65 ¹⁷	M-65	MTP-65HD	
	2000-97	V6/3.0L		59	540				MT-59			
	1999-97	V6/3.0L	TTPkg or HD	65	650	MTZ-65	MTX-65	MTP-65	MT-65 ¹⁷	M-65	MTP-65HD	
	1996-95	V6/3.0L		58	540				MT-58			
	1996-95	V6/3.0L		65	850	MTZ-65 ¹⁷	MTX-65 ¹⁷	MTP-65HD	MT-65 ¹⁷	M-65HC	MTP-65 ¹⁷	
	1996-95	V6/3.0L	TTPkg or HD	58	540				MT-58			
	2000	V6/3.0L	Opt	65	750	MTZ-65	MTX-65	MTP-65	MT-65 ¹⁷	M-65HC	MTP-65HD	
	2000	V6/3.0L	TTPkg or HD	65	750	MTZ-65	MTX-65	MTP-65	MT-65 ¹⁷	M-65HC	MTP-65HD	
1996	V6/3.0L	TTPkg or HD	65	850	MTZ-65 ¹⁷	MTX-65 ¹⁷	MTP-65HD	MT-65 ¹⁷	M-65HC	MTP-65 ¹⁷		
1996	V6/3.8L	Opt	65	750	MTZ-65	MTX-65	MTP-65	MT-65 ¹⁷	M-65HC	MTP-65HD		
Freightliner • Sprinter (2500, 3500)	2018-15	V6/3.0L	Aux, Dsl	N/A ⁴⁵	10 Ah							
	2018-15	V6/3.0L	Dsl	48 ⁵⁰	680	MTZ-48/H6	MTX-48/H6	MTP-48/H6				
	2018-15	V6/3.0L	Dsl, Opt	48 ^{33,50}	760		MTX-48/H6					
	2018-15	V6/3.0L	Dsl, Opt	49 ^{33,50}	850	MTZ-49/H8	MTX-49/H8					

Model/ Year	Engine	Options	Group Size	Rating (CCA/AH)	Platinum +	Platinum	Gold	Silver	M-Line	Other
					MTZ	MTX	MTP	MT	M	Alternate
Freightliner • Sprinter (2500, 3500) (continued)										
2018-15	V6/3.0L	Dsl, Opt	49 ⁵⁰	760	MTZ-49/H8	MTX-49/H8	MTP-49/H8 ⁴⁸	MT-49/H8	M-49/H8	
2017-15	L4/2.1L	Aux, Dsl	N/A ⁴⁵	10 Ah						
2017-15	L4/2.1L	Dsl	48 ⁵⁰	680	MTZ-48/H6	MTX-48/H6	MTP-48/H6			
2017-15	L4/2.1L	Dsl, Opt	48 ^{33,50}	760		MTX-48/H6				
2017-15	L4/2.1L	Dsl, Opt	49 ^{33,50}	850	MTZ-49/H8	MTX-49/H8				
2017-15	L4/2.1L	Dsl, Opt	49 ⁵⁰	760	MTZ-49/H8	MTX-49/H8	MTP-49/H8 ⁴⁸	MT-49/H8	M-49/H8	
2014-07	V6/3.0L	Dsl	49 ⁵⁰	850	MTZ-49/H8	MTX-49/H8		MT-49/H8	M-49/H8	
2008-07	V6/3.5L		49 ⁵⁰	850	MTZ-49/H8	MTX-49/H8		MT-49/H8	M-49/H8	
2006-02	L5/2.7L	Dsl	49 ⁵⁰	850	MTZ-49/H8	MTX-49/H8		MT-49/H8	M-49/H8	
2014	L4/2.1L	Dsl	49 ⁵⁰	850	MTZ-49/H8	MTX-49/H8		MT-49/H8	M-49/H8	
Genesis • G80										
2019-18	V6/3.3L		95R ^{33,50}	950		MTX-95R/H9				
2019-17	V6/3.8L		95R ^{33,50}	950		MTX-95R/H9				
2019-17	V8/5.0L		95R ^{33,50}	950		MTX-95R/H9				
Genesis • G90										
2019-17	V6/3.3L		95R ^{33,50}	950		MTX-95R/H9				
2019-17	V8/5.0L		95R ^{33,50}	950		MTX-95R/H9				
Geo • Metro										
1997-95	L3/1.0L		26R	390				MT-26R	M-26R	
1997-95	L4/1.3L		26R	390				MT-26R	M-26R	
1993-92	L4/1.3L		26	440	MTZ-75DT			MT-26	M-26	MTP-75DT
1993-90	L3/1.0L		26	440	MTZ-75DT			MT-26	M-26	MTP-75DT
1994	L3/1.0L		26	390	MTZ-75DT			MT-26	M-26	MTP-75DT
1994	L4/1.3L		26	390	MTZ-75DT			MT-26	M-26	MTP-75DT
Geo • Prizm										
1997-90	L4/1.6L		35	310		MTX-35	MTP-35	MT-35	M-35	M-35HC
Geo • Storm										
1993-92	L4/1.8L		35	360		MTX-35	MTP-35	MT-35	M-35	M-35HC
1993-90	L4/1.6L		35	360		MTX-35	MTP-35	MT-35	M-35	M-35HC
Geo • Tracker										
1997-95	L4/1.6L		26R	500				MT-26R	M-26R	MTP-75DT
1994-90	L4/1.6L		26	525	MTZ-75DT			MT-26		MTP-75DT
GMC • Acadia										
2023-20	L4/2.0L		94R ³³	730	MTZ-94R/H7	MTX-94R/H7				
2022-20	V6/3.6L		94R ³³	730	MTZ-94R/H7	MTX-94R/H7				
2021-20	L4/2.5L		94R ³³	730	MTZ-94R/H7	MTX-94R/H7				
2019-17	L4/2.5L	w/o Start-Stop	48	660	MTZ-48/H6	MTX-48/H6	MTP-48/H6			
2019-17	L4/2.5L	w/Start-Stop	94R ³³	730	MTZ-94R/H7	MTX-94R/H7				
2019-17	V6/3.6L	w/o Start-Stop	48	660	MTZ-48/H6	MTX-48/H6	MTP-48/H6			
2019-17	V6/3.6L	w/Start-Stop	94R ³³	730	MTZ-94R/H7	MTX-94R/H7				
2016-10	V6/3.6L		48 ⁵⁰	660	MTZ-48/H6	MTX-48/H6	MTP-48/H6			
2009-07	V6/3.6L		48 ⁵⁰	730	MTZ-48/H6	MTX-48/H6	MTP-48/H6			
GMC • Acadia Limited										
2017	V6/3.6L		48 ⁵⁰	660	MTZ-48/H6	MTX-48/H6	MTP-48/H6			
GMC • C/K, R/V Pickups, Jimmy, Suburban										
2005-94	V6/4.3L	Opt	75	690	MTZ-75DT		MTP-75			MTP-75DT
2005-92	V6/4.3L		75	525	MTZ-75DT		MTP-75	MT-75	M-75	MTP-75DT
2000-99	V8/5.7L	Opt	78	690	MTZ-78	MTX-78	MTP-78	MT-78	M-78	MTP-78DT
2000-99	V8/6.5L	Dsl & Opt	78 ²	690	MTZ-78	MTX-78	MTP-78	MT-78	M-78	MTP-78DT
2000-99	V8/7.4L	Opt	78	690	MTZ-78	MTX-78	MTP-78	MT-78	M-78	MTP-78DT
2000-97	V8/6.5L	Dsl	78 ²	600	MTZ-78	MTX-78	MTP-78	MT-78	M-78	MTP-78DT
2000-94	V8/7.4L		78	600	MTZ-78	MTX-78	MTP-78	MT-78	M-78	MTP-78DT
2000-91	V8/5.7L		78	600	MTZ-78	MTX-78	MTP-78	MT-78	M-78	MTP-78DT
1999-93	V8/7.4L	Primary Battery	78	600	MTZ-78	MTX-78	MTP-78	MT-78	M-78	MTP-78DT
1999-91	V8/5.0L		78	600	MTZ-78	MTX-78	MTP-78	MT-78	M-78	MTP-78DT
1998-94	V6/4.3L		78	600	MTZ-78	MTX-78	MTP-78	MT-78	M-78	MTP-78DT
1996-94	V8/6.5L	Dsl	78 ²	770	MTZ-78		MTP-78			MTP-78DT
1993-92	V6/4.3L	Opt	78	630	MTZ-78	MTX-78	MTP-78	MT-78	M-78	MTP-78DT
1993-92	V8/6.5L	Dsl	75 ²	570	MTZ-75DT		MTP-75	MT-75		MTP-75DT
1993-91	V6/4.3L	Primary Battery	78	600	MTZ-78	MTX-78	MTP-78	MT-78	M-78	MTP-78DT
1993-91	V8/5.7L	Primary Battery	78	600	MTZ-78	MTX-78	MTP-78	MT-78	M-78	MTP-78DT
1993-90	V8/7.4L	Aux Battery	78	540	MTZ-78	MTX-78	MTP-78	MT-78	M-78	MTP-78DT
1993-90	V8/7.4L	Primary Battery	78	630	MTZ-78	MTX-78	MTP-78	MT-78	M-78	MTP-78DT
1993-88	V6/4.3L	Aux Battery	78	540	MTZ-78	MTX-78	MTP-78	MT-78	M-78	MTP-78DT
1993-88	V8/5.0L	Aux Battery	78	540	MTZ-78	MTX-78	MTP-78	MT-78	M-78	MTP-78DT
1993-88	V8/5.7L	Aux Battery	78	540	MTZ-78	MTX-78	MTP-78	MT-78	M-78	MTP-78DT
1993-88	V8/6.2L	Dsl	75 ²	570	MTZ-75DT		MTP-75	MT-75		MTP-75DT
1992-91	V6/4.3L		78	600	MTZ-78	MTX-78	MTP-78	MT-78	M-78	MTP-78DT
1991-90	V8/6.2L	Dsl	78 ²	540	MTZ-78	MTX-78	MTP-78	MT-78	M-78	MTP-78DT
1990-88	V6/4.3L	Primary Battery	75	525	MTZ-75DT		MTP-75	MT-75	M-75	MTP-75DT

	Model/ Year	Engine	Options	Group Size	Rating (CCA/AH)	Platinum +	Platinum	Gold	Silver	M-Line	Other	
						MTZ	MTX	MTP	MT	M	Alternate	
Automotive & Light Truck Automotrices y Camiones Livianos Automobile et Camionnette	GMC • C/K, R/V Pickups, Jimmy, Suburban (continued)											
	1990-88	V8/5.7L	Primary Battery	75	525	MTZ-75DT		MTP-75	MT-75	M-75	MTP-75DT	
	1990-87	V8/6.2L	Dsl	75 ²	570	MTZ-75DT		MTP-75	MT-75		MTP-75DT	
	1999	V8/5.0L	Opt	78	690	MTZ-78	MTX-78	MTP-78	MT-78	M-78	MTP-78DT	
	1999	V8/6.5L	Dsl, HD	78 ²	600	MTZ-78	MTX-78	MTP-78	MT-78	M-78	MTP-78DT	
	1997	V8/6.5L	Dsl	78 ²	690	MTZ-78	MTX-78	MTP-78	MT-78	M-78	MTP-78DT	
	1993	V6/4.3L	Aux Battery	75	525	MTZ-75DT		MTP-75	MT-75	M-75	MTP-75DT	
	1991	V8/5.7L	Primary Battery	78	630	MTZ-78	MTX-78	MTP-78	MT-78	M-78	MTP-78DT	
	1990	V6/4.3L	Opt	78	630	MTZ-78	MTX-78	MTP-78	MT-78	M-78	MTP-78DT	
	1990	V8/5.0L	Opt	78	630	MTZ-78	MTX-78	MTP-78	MT-78	M-78	MTP-78DT	
	1990	V8/5.0L	Primary Battery	75	525	MTZ-75DT		MTP-75	MT-75	M-75	MTP-75DT	
	1990	V8/5.7L	Opt	78	630	MTZ-78	MTX-78	MTP-78	MT-78	M-78	MTP-78DT	
	Heavy-Duty Truck Camiones Para Servicio Pesado Poids Lourd	GMC • Canyon										
		2022-16	L4/2.8L	Dsl	49 ³³	850	MTZ-49/H8	MTX-49/H8				
		2022-15	L4/2.5L		48	615	MTZ-48/H6	MTX-48/H6	MTP-48/H6	MT-48/H6		
		2022-15	V6/3.6L		48	615	MTZ-48/H6	MTX-48/H6	MTP-48/H6	MT-48/H6		
2012-09		V8/5.3L		86 ⁴⁰	590			MTP-86				
2012-08		L4/2.9L		86 ⁴⁰	590			MTP-86				
2012-08		L5/3.7L		86 ⁴⁰	590			MTP-86				
2006-04		L4/2.8L		86 ^{11,40}	640			MTP-86				
2006-04		L5/3.5L		86 ^{11,40}	590			MTP-86				
2007		L4/2.9L		86 ^{11,40}	640			MTP-86				
2007		L5/3.7L		86 ^{11,40}	590			MTP-86				
Agriculture Agrícola Agriculture		GMC • Envoy										
	2009-05	V8/5.3L		78 ⁴⁰	600	MTZ-78	MTX-78	MTP-78	MT-78	M-78		
	2009-02	L6/4.2L		78 ⁴⁰	600	MTZ-78	MTX-78	MTP-78	MT-78	M-78		
	GMC • Envoy XL											
2006-03	V8/5.3L		78 ⁴⁰	600	MTZ-78	MTX-78	MTP-78	MT-78	M-78			
2006-02	L6/4.2L		78 ⁴⁰	600	MTZ-78	MTX-78	MTP-78	MT-78	M-78			
Industrial Industrial Industriel	GMC • Envoy XUV											
	2005-04	L6/4.2L		78 ⁴⁰	600	MTZ-78	MTX-78	MTP-78	MT-78	M-78		
	2005-04	V8/5.3L		78 ⁴⁰	600	MTZ-78	MTX-78	MTP-78	MT-78	M-78		
	GMC • G-Series Vans (1500, 2500, 3500)											
	1996-94	V8/5.7L		78	600	MTZ-78	MTX-78	MTP-78	MT-78	M-78	MTP-78DT	
1996-94	V8/6.5L	Dsl	78 ²	600	MTZ-78	MTX-78	MTP-78	MT-78	M-78	MTP-78DT		
1996-94	V8/7.4L		78	600	MTZ-78	MTX-78	MTP-78	MT-78	M-78	MTP-78DT		
1995-94	V6/4.3L		78	600	MTZ-78	MTX-78	MTP-78	MT-78	M-78	MTP-78DT		
1995-94	V8/5.0L		78	600	MTZ-78	MTX-78	MTP-78	MT-78	M-78	MTP-78DT		
1993-91	V6/4.3L		78	630	MTZ-78	MTX-78	MTP-78	MT-78	M-78	MTP-78DT		
1993-91	V8/5.0L		78	630	MTZ-78	MTX-78	MTP-78	MT-78	M-78	MTP-78DT		
1993-91	V8/5.7L		78	630	MTZ-78	MTX-78	MTP-78	MT-78	M-78	MTP-78DT		
1993-88	V8/7.4L		78	630	MTZ-78	MTX-78	MTP-78	MT-78	M-78	MTP-78DT		
1993-87	V8/6.2L	Dsl	78 ²	540	MTZ-78	MTX-78	MTP-78	MT-78	M-78	MTP-78DT		
1990-87	V6/4.3L		75	525	MTZ-75DT		MTP-75	MT-75	M-75	MTP-75DT		
1990-87	V8/5.7L		75	525	MTZ-75DT		MTP-75	MT-75	M-75	MTP-75DT		
1990	V8/5.0L		75	525	MTZ-75DT		MTP-75	MT-75	M-75	MTP-75DT		
Lawn & Garden Césped y Jardín Jardin et Pelouse	GMC • Hummer EV											
	2023-22	Electric		94R ³³	730	MTZ-94R/H7	MTX-94R/H7					
	GMC • K Series Pickups (See C/K, R/V Pickups, Jimmy, Suburban)											
Powersports Vehículos Deportivos Sports Motorisés	GMC • P-Series Vans (3500, 4500)											
	1999-97	V6/4.3L		78	600	MTZ-78	MTX-78	MTP-78	MT-78	M-78	MTP-78DT	
	1999-97	V6/4.3L	Opt	78	690	MTZ-78	MTX-78	MTP-78	MT-78	M-78	MTP-78DT	
	1999-97	V8/5.7L		78	600	MTZ-78	MTX-78	MTP-78	MT-78	M-78	MTP-78DT	
	1999-97	V8/5.7L	Opt	78	690	MTZ-78	MTX-78	MTP-78	MT-78	M-78	MTP-78DT	
	1999-94	V8/6.5L	Dsl	78 ²	600	MTZ-78	MTX-78	MTP-78	MT-78	M-78	MTP-78DT	
	1999-94	V8/7.4L		78	600	MTZ-78	MTX-78	MTP-78	MT-78	M-78	MTP-78DT	
	1996-94	V6/4.3L	Opt	78	600	MTZ-78	MTX-78	MTP-78	MT-78	M-78	MTP-78DT	
	1996-94	V8/5.7L	Opt	78	600	MTZ-78	MTX-78	MTP-78	MT-78	M-78	MTP-78DT	
	1996-90	V6/4.3L		75	525	MTZ-75DT		MTP-75	MT-75	M-75	MTP-75DT	
	1996-89	V8/5.7L		75	525	MTZ-75DT		MTP-75	MT-75	M-75	MTP-75DT	
	1993-90	V6/4.3L	Opt	78	630	MTZ-78	MTX-78	MTP-78	MT-78	M-78	MTP-78DT	
	1993-90	V8/5.7L	Opt	78	630	MTZ-78	MTX-78	MTP-78	MT-78	M-78	MTP-78DT	
	1993-90	V8/7.4L		78	630	MTZ-78	MTX-78	MTP-78	MT-78	M-78	MTP-78DT	
	1993-89	V8/6.2L	Dsl	78 ²	540	MTZ-78	MTX-78	MTP-78	MT-78	M-78	MTP-78DT	
	1991-89	L4/3.9L		75	500	MTZ-75DT		MTP-75	MT-75	M-75	MTP-75DT	
	Reference Referencia Référence	GMC • R Series Pickups (See C/K, R/V Pickups, Jimmy, Suburban)										
		GMC • Safari										
2005-94		V6/4.3L		78	600	MTZ-78	MTX-78	MTP-78	MT-78	M-78	MTP-78DT	
2005-04		V6/4.3L	HD or SEO	78	770	MTZ-78		MTP-78			MTP-78DT	
2003-02		V6/4.3L	Opt	78	770	MTZ-78		MTP-78			MTP-78DT	
1993-91		V6/4.3L		78	630	MTZ-78	MTX-78	MTP-78	MT-78	M-78	MTP-78DT	
1990-87	L4/2.5L		75	525	MTZ-75DT		MTP-75	MT-75	M-75	MTP-75DT		

Model/Year	Engine	Options	Group Size	Rating (CCA/AH)	Platinum +		Gold	Silver	M-Line	Other
					MTZ	MTX	MTP	MT	M	Alternate
GMC • Safari (continued)										
1990-87	V6/4.3L		75	525	MTZ-75DT		MTP-75	MT-75	M-75	MTP-75DT
1990	L4/2.5L	Opt	78	630	MTZ-78	MTX-78	MTP-78	MT-78	M-78	MTP-78DT
1990	V6/4.3L	Opt	78	630	MTZ-78	MTX-78	MTP-78	MT-78	M-78	MTP-78DT
GMC • Savana 1500										
2014-96	V6/4.3L		78	600	MTZ-78	MTX-78	MTP-78	MT-78	M-78	MTP-78DT
2014-10	V6/4.3L	Opt	78	770	MTZ-78		MTP-78			MTP-78DT
2014-10	V8/5.3L	Opt	78	770	MTZ-78		MTP-78			MTP-78DT
2014-03	V8/5.3L		78	600	MTZ-78	MTX-78	MTP-78	MT-78	M-78	MTP-78DT
2005-03	V6/4.3L	HD or SEO	79	800				MT-79		
2005-03	V8/5.3L	Opt	79	800				MT-79		
2002-99	V6/4.3L	Opt	78	690	MTZ-78	MTX-78	MTP-78	MT-78	M-78	MTP-78DT
2002-99	V8/5.0L	Opt	78	690	MTZ-78	MTX-78	MTP-78	MT-78	M-78	MTP-78DT
2002-99	V8/5.7L	Opt	78	690	MTZ-78	MTX-78	MTP-78	MT-78	M-78	MTP-78DT
2002-96	V8/5.0L		78	600	MTZ-78	MTX-78	MTP-78	MT-78	M-78	MTP-78DT
2002-96	V8/5.7L		78	600	MTZ-78	MTX-78	MTP-78	MT-78	M-78	MTP-78DT
GMC • Savana 2500										
2023-21	V8/6.6L		78	600	MTZ-78			MT-78	M-78	MTP-78DT
2023-18	V6/4.3L		78	600	MTZ-78			MT-78	M-78	MTP-78DT
2022-17	L4/2.8L	Dsl	78 ²	770	MTZ-78					MTP-78DT
2020-03	V8/6.0L		78	600	MTZ-78			MT-78	M-78	MTP-78DT
2017-10	V8/4.8L	Opt	78	770	MTZ-78					MTP-78DT
2017-10	V8/6.0L	Opt	78	770	MTZ-78					MTP-78DT
2017-03	V8/4.8L		78	600	MTZ-78			MT-78	M-78	MTP-78DT
2016-07	V8/6.6L	Dsl	78 ²	770	MTZ-78					MTP-78DT
2005-96	V6/4.3L		78	600	MTZ-78			MT-78	M-78	MTP-78DT
2005-03	V6/4.3L	HD or SEO	79	800				MT-79		
2005-03	V8/4.8L	Opt	79	800				MT-79		
2005-03	V8/5.3L		78	600	MTZ-78			MT-78	M-78	MTP-78DT
2005-03	V8/5.3L	Opt	79	800				MT-79		
2005-03	V8/6.0L	Opt	79	800				MT-79		
2002-99	V6/4.3L	Opt	78	690	MTZ-78	MTX-78	MTP-78	MT-78	M-78	MTP-78DT
2002-99	V8/5.0L	Opt	78	690	MTZ-78	MTX-78	MTP-78	MT-78	M-78	MTP-78DT
2002-99	V8/5.7L	Opt	78	690	MTZ-78	MTX-78	MTP-78	MT-78	M-78	MTP-78DT
2002-96	V8/5.0L		78	600	MTZ-78	MTX-78	MTP-78	MT-78	M-78	MTP-78DT
2002-96	V8/5.7L		78	600	MTZ-78	MTX-78	MTP-78	MT-78	M-78	MTP-78DT
2002-96	V8/6.5L	Dsl	78 ²	600	MTZ-78	MTX-78	MTP-78	MT-78	M-78	MTP-78DT
2002-96	V8/6.5L	Dsl, HD	78 ²	690	MTZ-78	MTX-78	MTP-78	MT-78	M-78	MTP-78DT
2006	V8/6.6L	Dsl	79 ²	800				MT-79		
GMC • Savana 3500										
2023-21	V8/6.6L		78	600	MTZ-78			MT-78	M-78	MTP-78DT
2023-18	V6/4.3L		78	600	MTZ-78			MT-78	M-78	MTP-78DT
2022-17	L4/2.8L	Dsl	78 ²	770	MTZ-78					MTP-78DT
2020-03	V8/6.0L		78	600	MTZ-78			MT-78	M-78	MTP-78DT
2017-10	V8/4.8L	Opt	78	770	MTZ-78					MTP-78DT
2017-10	V8/6.0L	Opt	78	770	MTZ-78					MTP-78DT
2017-04	V8/4.8L		78	600	MTZ-78			MT-78	M-78	MTP-78DT
2016-07	V8/6.6L	Dsl	78 ²	770	MTZ-78					MTP-78DT
2005-04	V8/4.8L	Opt	79	800				MT-79		
2005-03	V8/6.0L	Opt	79	800				MT-79		
2002-99	V8/5.7L	Opt	78	690	MTZ-78	MTX-78	MTP-78	MT-78	M-78	MTP-78DT
2002-96	V8/5.7L		78	600	MTZ-78	MTX-78	MTP-78	MT-78	M-78	MTP-78DT
2002-96	V8/6.5L	Dsl	78 ²	600	MTZ-78	MTX-78	MTP-78	MT-78	M-78	MTP-78DT
2002-96	V8/6.5L	Dsl, HD	78 ²	690	MTZ-78	MTX-78	MTP-78	MT-78	M-78	MTP-78DT
2002-01	V8/8.1L		78	600	MTZ-78	MTX-78	MTP-78	MT-78	M-78	MTP-78DT
2002-01	V8/8.1L	Opt	78	690	MTZ-78	MTX-78	MTP-78	MT-78	M-78	MTP-78DT
1998-96	V8/7.4L		78	600	MTZ-78	MTX-78	MTP-78	MT-78	M-78	MTP-78DT
2006	V8/6.6L		79 ²	800				MT-79		
2006	V8/6.6L	Dsl	79 ²	800				MT-79		
2000	V8/7.4L		78	600	MTZ-78	MTX-78	MTP-78	MT-78	M-78	MTP-78DT
2000	V8/7.4L	Opt	78	690	MTZ-78	MTX-78	MTP-78	MT-78	M-78	MTP-78DT
1999	V8/7.4L		78	630	MTZ-78	MTX-78	MTP-78	MT-78	M-78	MTP-78DT
GMC • Sierra 1500										
2023-22	V8/5.3L		94R ^{33,50}	730	MTZ-94R/H7	MTX-94R/H7				
2023-19	L4/2.7L		94R ^{33,50}	730	MTZ-94R/H7	MTX-94R/H7				
2023-19	V8/6.2L		94R ^{33,50}	730	MTZ-94R/H7	MTX-94R/H7				
2022-20	L6/3.0L	Dsl	49 ^{33,50}	850	MTZ-49/H8	MTX-49/H8				
2021-19	V8/5.3L	VIN D	94R ^{33,50}	730	MTZ-94R/H7	MTX-94R/H7				
2021-19	V8/5.3L	VIN F	94R ^{33,50}	720	MTZ-94R/H7	MTX-94R/H7				
2021-14	V6/4.3L		48	730	MTZ-48/H6	MTX-48/H6	MTP-48/H6			
2018-15	V8/4.3L	Aux	48	730	MTZ-48/H6	MTX-48/H6	MTP-48/H6			
2018-14	V8/5.3L	Aux	48	730	MTZ-48/H6	MTX-48/H6	MTP-48/H6			

	Model/ Year	Engine	Options	Group Size	Rating (CCA/AH)	Platinum +	Platinum	Gold	Silver	M-Line	Other		
						MTZ	MTX	MTP	MT	M	Alternate		
Automotive & Light Truck Automotrices y Camiones Livianos Automobile et Camionnette	GMC • Sierra 1500 (continued)												
	2018-14	V8/6.2L		94R	720	MTZ-94R/H7	MTX-94R/H7	MTP-94R/H7			M-94R/H7		
	2017-14	V8/5.3L		94R	720	MTZ-94R/H7	MTX-94R/H7	MTP-94R/H7			M-94R/H7		
	2014-09	V6/4.3L	Opt	48	730	MTZ-48/H6	MTX-48/H6	MTP-48/H6					
	2014-09	V8/6.2L	Aux	48	730	MTZ-48/H6	MTX-48/H6	MTP-48/H6					
	2014-08	V8/6.2L		48	615	MTZ-48/H6	MTX-48/H6	MTP-48/H6	MT-48/H6				
	2014-07	V6/4.3L		48	615	MTZ-48/H6	MTX-48/H6	MTP-48/H6	MT-48/H6				
	2013-09	V8/4.8L	Opt	48	730	MTZ-48/H6	MTX-48/H6	MTP-48/H6					
	2013-09	V8/5.3L	Opt	48	730	MTZ-48/H6	MTX-48/H6	MTP-48/H6					
	2013-07	V8/4.8L	2007 Late	48	615	MTZ-48/H6	MTX-48/H6	MTP-48/H6	MT-48/H6				
	2013-07	V8/5.3L	2007 Late	48	615	MTZ-48/H6	MTX-48/H6	MTP-48/H6	MT-48/H6				
	2012-10	V8/6.0L	Hybrid	48	615	MTZ-48/H6	MTX-48/H6	MTP-48/H6	MT-48/H6				
	2012-10	V8/6.0L	Hybrid, HD	48	730	MTZ-48/H6	MTX-48/H6	MTP-48/H6					
	2009-07	V8/6.0L	2007 Late	48	615	MTZ-48/H6	MTX-48/H6	MTP-48/H6	MT-48/H6				
	Heavy-Duty Truck Camiones Para Servicio Pesado Poids Lourd	2007-99	V6/4.3L		78	600	MTZ-78	MTX-78	MTP-78	MT-78	M-78	MTP-75DT	
2007-99		V8/4.8L	2007 Early	78	600	MTZ-78	MTX-78	MTP-78	MT-78	M-78	MTP-75DT		
2007-99		V8/5.3L	2007 Early	78	600	MTZ-78	MTX-78	MTP-78	MT-78	M-78	MTP-75DT		
2007-01		V8/6.0L	2007 Early	78	600	MTZ-78	MTX-78	MTP-78	MT-78	M-78	MTP-75DT		
2006-05		V8/6.0L	Opt	78	690	MTZ-78	MTX-78	MTP-78	MT-78	M-78			
2005-99		V6/4.3L	Opt	78	770	MTZ-78		MTP-78					
2005-99		V8/4.8L	Opt	78	770	MTZ-78		MTP-78					
2005-04		V8/5.3L	Opt	78	770	MTZ-78		MTP-78					
2004-01		V8/6.0L	Opt	78	770	MTZ-78		MTP-78					
2001-99		V8/5.3L	Opt	78	770	MTZ-78		MTP-78					
2018		V8/5.3L	w/o Start-Stop	94R	720	MTZ-94R/H7	MTX-94R/H7	MTP-94R/H7			M-94R/H7		
2018		V8/5.3L	w/Start-Stop	94R ^{33,50}	730	MTZ-94R/H7	MTX-94R/H7						
2013		V8/6.0L	Hybrid	48	730	MTZ-48/H6	MTX-48/H6	MTP-48/H6					
2009		V8/6.0L	Opt	48	730	MTZ-48/H6	MTX-48/H6	MTP-48/H6					
Agriculture Agrícola Agriculture		2007	V8/6.2L	Early	78	600	MTZ-78	MTX-78	MTP-78	MT-78	M-78	MTP-75DT	
	2007	V8/6.2L	Late	48	615	MTZ-48/H6	MTX-48/H6	MTP-48/H6	MT-48/H6				
	2006	V6/4.3L	Opt	78	690	MTZ-78	MTX-78	MTP-78	MT-78	M-78			
	2006	V8/4.8L	Opt	78	690	MTZ-78	MTX-78	MTP-78	MT-78	M-78			
	2006	V8/5.3L	Opt	78	690	MTZ-78	MTX-78	MTP-78	MT-78	M-78			
	GMC • Sierra 1500 Classic												
	2007	V6/4.3L	Early	78	600	MTZ-78	MTX-78	MTP-78	MT-78	M-78	MTP-75DT		
	2007	V6/4.3L	Late	48	615	MTZ-48/H6	MTX-48/H6	MTP-48/H6	MT-48/H6				
	2007	V8/4.8L	Early	78	600	MTZ-78	MTX-78	MTP-78	MT-78	M-78	MTP-75DT		
	2007	V8/4.8L	Late	48	615	MTZ-48/H6	MTX-48/H6	MTP-48/H6	MT-48/H6				
	2007	V8/5.3L	Early	78	600	MTZ-78	MTX-78	MTP-78	MT-78	M-78	MTP-75DT		
	2007	V8/5.3L	Late	48	615	MTZ-48/H6	MTX-48/H6	MTP-48/H6	MT-48/H6				
	2007	V8/6.0L	Early	78	600	MTZ-78	MTX-78	MTP-78	MT-78	M-78	MTP-75DT		
	2007	V8/6.0L	Late	48	615	MTZ-48/H6	MTX-48/H6	MTP-48/H6	MT-48/H6				
	Industrial Industrial Industriel	GMC • Sierra 1500 HD Classic											
2007		V8/6.0L	Early	78	600	MTZ-78	MTX-78	MTP-78	MT-78	M-78	MTP-75DT		
2007		V8/6.0L	Late	48	615	MTZ-48/H6	MTX-48/H6	MTP-48/H6	MT-48/H6				
GMC • Sierra 1500 Limited													
2019		V8/5.3L		94R	720	MTZ-94R/H7	MTX-94R/H7	MTP-94R/H7			M-94R/H7		
2019		V8/5.3L	Aux Battery	48	730	MTZ-48/H6	MTX-48/H6	MTP-48/H6					
GMC • Sierra 1500HD													
2006-05		V8/6.0L		78	600	MTZ-78	MTX-78	MTP-78	MT-78	M-78	MTP-75DT		
2003-01		V8/6.0L		78	600	MTZ-78	MTX-78	MTP-78	MT-78	M-78	MTP-75DT		
2003-01		V8/6.0L	Opt	78	770	MTZ-78		MTP-78					
2006		V8/6.0L	Opt	78	690	MTZ-78	MTX-78	MTP-78	MT-78	M-78			
2005		V8/6.0L	Opt	78	770	MTZ-78		MTP-78					
Lawn & Garden Césped y Jardín Jardin et Pelouse		GMC • Sierra 2500											
		2004-99	V8/6.0L		78	600	MTZ-78	MTX-78	MTP-78	MT-78	M-78	MTP-75DT	
		2004-99	V8/6.0L	Opt	78	770	MTZ-78		MTP-78				
	2000-99	V8/5.3L		78	600	MTZ-78	MTX-78	MTP-78	MT-78	M-78	MTP-75DT		
	2000-99	V8/5.3L	Opt	78	770	MTZ-78		MTP-78					
	GMC • Sierra 2500 HD												
	2023-20	V8/6.6L		94R	720	MTZ-94R/H7	MTX-94R/H7	MTP-94R/H7			M-94R/H7		
	2023-20	V8/6.6L	Aux Battery	48	730	MTZ-48/H6	MTX-48/H6	MTP-48/H6					
	2023-19	V8/6.6L	Dsl	48 ²	730	MTZ-48/H6	MTX-48/H6	MTP-48/H6					
	2019-15	V8/6.0L	Aux Battery	48	730	MTZ-48/H6	MTX-48/H6	MTP-48/H6					
	2018-15	V8/6.6L	Dsl	48 ²	730	MTZ-48/H6	MTX-48/H6	MTP-48/H6					
	2018-15	V8/6.6L	Dsl, Aux	48 ²	730	MTZ-48/H6	MTX-48/H6	MTP-48/H6					
	2017-14	V8/6.0L		94R	720	MTZ-94R/H7	MTX-94R/H7	MTP-94R/H7			M-94R/H7		
	2016-14	V8/6.0L		94R	720	MTZ-94R/H7	MTX-94R/H7	MTP-94R/H7			M-94R/H7		
	2014-08	V8/6.6L	Dsl	48 ²	730	MTZ-48/H6	MTX-48/H6	MTP-48/H6					
2013-11	V8/6.0L	Opt	48	730	MTZ-48/H6	MTX-48/H6	MTP-48/H6						
2013-08	V8/6.0L		48	615	MTZ-48/H6	MTX-48/H6	MTP-48/H6	MT-48/H6					
2006-03	V8/6.6L	Dsl	78 ²	770	MTZ-78		MTP-78						
Reference Referencia Référence													

Model/Year	Engine	Options	Group Size	Rating (CCA/AH)	Platinum +		Gold	Silver	M-Line	Other
					MTZ	MTX	MTP	MT	M	Alternate
GMC • Sierra 2500 HD (continued)										
2006-02	V8/8.1L	Opt	78	690	MTZ-78	MTX-78	MTP-78	MT-78	M-78	
2006-01	V8/6.0L		78	600	MTZ-78	MTX-78	MTP-78	MT-78	M-78	MTP-75DT
2006-01	V8/8.1L		78	600	MTZ-78	MTX-78	MTP-78	MT-78	M-78	MTP-75DT
2005-03	V8/8.1L	Opt	78	770	MTZ-78		MTP-78			
2005-01	V8/6.0L	Opt	78	770	MTZ-78		MTP-78			
2002-01	V8/6.6L	Dsl	78 ²	600	MTZ-78	MTX-78	MTP-78	MT-78	M-78	MTP-75DT
2019	V8/6.0L		94R ³³	730	MTZ-94R/H7	MTX-94R/H7				
2018	V8/6.0L	w/o Start-Stop	94R	720	MTZ-94R/H7	MTX-94R/H7	MTP-94R/H7		M-94R/H7	
2018	V8/6.0L	w/Start-Stop	94R ³³	730	MTZ-94R/H7	MTX-94R/H7				
2017	V8/6.0L		94R ³³	730	MTZ-94R/H7	MTX-94R/H7				
2009	V8/6.0L	Opt	48	730	MTZ-48/H6	MTX-48/H6	MTP-48/H6			
2007	V8/6.0L	Early	78	600	MTZ-78	MTX-78	MTP-78	MT-78	M-78	MTP-75DT
2007	V8/6.0L	Late	48	615	MTZ-48/H6	MTX-48/H6	MTP-48/H6	MT-48/H6		
2007	V8/6.6L	Dsl, Early	78 ²	770	MTZ-78		MTP-78			
2007	V8/6.6L	Dsl, Late	48 ²	730	MTZ-48/H6	MTX-48/H6	MTP-48/H6			
2006	V8/6.0L	Opt	78	690	MTZ-78	MTX-78	MTP-78	MT-78	M-78	
2004	V8/6.6L	Dsl	78 ²	600	MTZ-78	MTX-78	MTP-78	MT-78	M-78	MTP-75DT
GMC • Sierra 2500 HD Classic										
2007	V8/6.0L	Early	78	600	MTZ-78	MTX-78	MTP-78	MT-78	M-78	MTP-75DT
2007	V8/6.0L	Late	48	615	MTZ-48/H6	MTX-48/H6	MTP-48/H6	MT-48/H6		
2007	V8/6.6L	Dsl, Early	78 ²	770	MTZ-78		MTP-78			
2007	V8/6.6L	Dsl, Late	48 ²	730	MTZ-48/H6	MTX-48/H6	MTP-48/H6			
2007	V8/8.1L	Early	78	600	MTZ-78	MTX-78	MTP-78	MT-78	M-78	MTP-75DT
2007	V8/8.1L	Late	48	615	MTZ-48/H6	MTX-48/H6	MTP-48/H6	MT-48/H6		
GMC • Sierra 3500										
2006-03	V8/6.6L	Dsl	78 ²	770	MTZ-78		MTP-78			
2006-02	V8/8.1L	Opt	78	690	MTZ-78	MTX-78	MTP-78	MT-78	M-78	
2006-01	V8/6.0L		78	600	MTZ-78	MTX-78	MTP-78	MT-78	M-78	MTP-75DT
2006-01	V8/8.1L		78	600	MTZ-78	MTX-78	MTP-78	MT-78	M-78	MTP-75DT
2005-03	V8/8.1L	Opt	78	770	MTZ-78		MTP-78			
2005-01	V8/6.0L	Opt	78	770	MTZ-78		MTP-78			
2002-01	V8/6.6L	Dsl	78 ²	600	MTZ-78	MTX-78	MTP-78	MT-78	M-78	MTP-75DT
2002-01	V8/6.6L	Dsl, HD	78 ²	690	MTZ-78	MTX-78	MTP-78	MT-78	M-78	
2002-01	V8/6.6L	Dsl, Opt	78 ²	690	MTZ-78	MTX-78	MTP-78	MT-78	M-78	
2006	V8/6.0L	Opt	78	690	MTZ-78	MTX-78	MTP-78	MT-78	M-78	
2004	V8/6.6L	Dsl	78 ²	600	MTZ-78	MTX-78	MTP-78	MT-78	M-78	MTP-75DT
2001	V8/8.1L	Opt	78	770	MTZ-78		MTP-78			
GMC • Sierra 3500 Classic										
2007	V8/6.0L	Early	78	600	MTZ-78	MTX-78	MTP-78	MT-78	M-78	MTP-75DT
2007	V8/6.0L	Late	48	615	MTZ-48/H6	MTX-48/H6	MTP-48/H6	MT-48/H6		
2007	V8/6.6L	Dsl, Early	78 ²	770	MTZ-78		MTP-78			
2007	V8/6.6L	Dsl, Late	48 ²	730	MTZ-48/H6	MTX-48/H6	MTP-48/H6			
2007	V8/8.1L	Early	78	600	MTZ-78	MTX-78	MTP-78	MT-78	M-78	MTP-75DT
2007	V8/8.1L	Late	48	615	MTZ-48/H6	MTX-48/H6	MTP-48/H6	MT-48/H6		
GMC • Sierra 3500 HD										
2023-20	V8/6.6L		94R ³³	730	MTZ-94R/H7	MTX-94R/H7				
2023-20	V8/6.6L	Aux Battery	48	730	MTZ-48/H6	MTX-48/H6	MTP-48/H6			
2023-19	V8/6.6L	Dsl	48 ²	730	MTZ-48/H6	MTX-48/H6	MTP-48/H6			
2018-15	V8/6.6L	Dsl	48 ²	730	MTZ-48/H6	MTX-48/H6	MTP-48/H6			
2018-15	V8/6.6L	Dsl, Aux	48 ²	730	MTZ-48/H6	MTX-48/H6	MTP-48/H6			
2017-15	V8/6.0L	Aux	48	730	MTZ-48/H6	MTX-48/H6	MTP-48/H6			
2016-14	V8/6.0L		94R ²	720	MTZ-94R/H7	MTX-94R/H7	MTP-94R/H7		M-94R/H7	
2014-09	V8/6.0L	Opt	48	730	MTZ-48/H6	MTX-48/H6	MTP-48/H6			
2014-08	V8/6.6L	Dsl	48	730	MTZ-48/H6	MTX-48/H6	MTP-48/H6			
2013-08	V8/6.0L		48	615	MTZ-48/H6	MTX-48/H6	MTP-48/H6	MT-48/H6		
2019	V8/6.0L	Aux Battery	48	730	MTZ-48/H6	MTX-48/H6	MTP-48/H6			
2019	V8/6.0L		94R ³³	730	MTZ-94R/H7	MTX-94R/H7				
2018	V8/6.0L	w/o Start-Stop	94R	720	MTZ-94R/H7	MTX-94R/H7	MTP-94R/H7		M-94R/H7	
2018	V8/6.0L	w/Start-Stop	94R ³³	730	MTZ-94R/H7	MTX-94R/H7				
2017	V8/6.0L		94R ³³	730	MTZ-94R/H7	MTX-94R/H7				
2007	V8/6.0L	Early	78 ²	600	MTZ-78	MTX-78	MTP-78	MT-78	M-78	MTP-75DT
2007	V8/6.0L	Late	48 ²	615	MTZ-48/H6	MTX-48/H6	MTP-48/H6	MT-48/H6		
2007	V8/6.6L	Dsl, Early	78 ²	600	MTZ-78	MTX-78	MTP-78	MT-78	M-78	MTP-75DT
2007	V8/6.6L	Dsl, Late	48 ²	730	MTZ-48/H6	MTX-48/H6	MTP-48/H6			
GMC • Sonoma										
2004-94	V6/4.3L	Opt	75	690	MTZ-75DT		MTP-75			MTP-75DT
2004-91	V6/4.3L		75	525	MTZ-75DT		MTP-75	MT-75	M-75	MTP-75DT
2003-94	L4/2.2L		75	525	MTZ-75DT		MTP-75	MT-75	M-75	MTP-75DT
2002-94	L4/2.2L	Opt	75	690	MTZ-75DT		MTP-75			MTP-75DT
1993-91	L4/2.5L		75	525	MTZ-75DT		MTP-75	MT-75	M-75	MTP-75DT
1993-91	L4/2.5L	Opt	78	630	MTZ-78	MTX-78	MTP-78	MT-78	M-78	MTP-78DT

Automotive & Light Truck
Automotrices y Camiones Livianos
Automobile et Camionette

Heavy-Duty Truck
Camiones Para Servicio Pesado
Poids Lourd

Agriculture
Agricultura
Agriculture

Industrial
Industrial
Industrial

Lawn & Garden
Césped y Jardín
Jardin et Pelouse

Powersports
Vehículos Deportivos
Sports Motorises

Reference
Referencia
Référence

Model/ Year	Engine	Options	Group Size	Rating (CCA/AH)	Platinum +	Platinum	Gold	Silver	M-Line	Other
					MTZ	MTX	MTP	MT	M	Alternate
GMC • Sonoma (continued)										
1993-91	V6/2.8L		75	525	MTZ-75DT		MTP-75	MT-75	M-75	MTP-75DT
1993-91	V6/2.8L	Opt	78	630	MTZ-78	MTX-78	MTP-78	MT-78	M-78	MTP-78DT
1993-91	V6/4.3L	Opt	78	630	MTZ-78	MTX-78	MTP-78	MT-78	M-78	MTP-78DT
GMC • S-Series: Pickup, Jimmy										
1991-90	V6/4.3L	Opt	78	630	MTZ-78	MTX-78	MTP-78	MT-78	M-78	MTP-78DT
1991-88	V6/4.3L		75	525	MTZ-75DT		MTP-75	MT-75	M-75	MTP-75DT
1990-87	L4/2.5L		75	525	MTZ-75DT		MTP-75	MT-75	M-75	MTP-75DT
1990-87	V6/2.8L		75	525	MTZ-75DT		MTP-75	MT-75	M-75	MTP-75DT
1990	L4/2.5L	Opt	78	630	MTZ-78	MTX-78	MTP-78	MT-78	M-78	MTP-78DT
1990	V6/2.8L	Opt	78	630	MTZ-78	MTX-78	MTP-78	MT-78	M-78	MTP-78DT
GMC • Syclone										
1991	V6/4.3L		75	525	MTZ-75DT		MTP-75	MT-75	M-75	MTP-75DT
1991	V6/4.3L	Opt	78	630	MTZ-78	MTX-78	MTP-78	MT-78	M-78	MTP-78DT
GMC • Terrain										
2023-18	L4/1.5L		48 ³³	700	MTZ-48/H6	MTX-48/H6				
2021-18	L4/2.0L		48 ³³	700	MTZ-48/H6	MTX-48/H6				
2019-18	L4/1.6L		48 ³³	700	MTZ-48/H6	MTX-48/H6				
2017-13	V6/3.6L		48	660	MTZ-48/H6	MTX-48/H6	MTP-48/H6			
2017-10	L4/2.4L		47	525	MTZ-47/H5	MTX-47/H5		MT-47/H5	M-47/H5	
2011-10	V6/3.0L		48	615	MTZ-48/H6	MTX-48/H6	MTP-48/H6	MT-48/H6		
2012	V6/3.0L		48	660	MTZ-48/H6	MTX-48/H6	MTP-48/H6			
GMC • Tracker										
1991-90	L4/1.6L		26	525	MTZ-75DT			MT-26		MTP-75DT
GMC • Typhoon										
1993-92	V6/4.3L		75	525	MTZ-75DT		MTP-75	MT-75	M-75	MTP-75DT
1993-92	V6/4.3L	Opt	78	630	MTZ-78	MTX-78	MTP-78	MT-78	M-78	MTP-78DT
GMC • V Series Pickups (See C/K, R/V Pickups, Jimmy, Suburban)										
GMC • Yukon XL										
2022-21	L6/3.0L	Dsl	94R ^{33,50}	730	MTZ-94R/H7	MTX-94R/H7				
2022-21	V8/5.3L		94R ^{33,50}	730	MTZ-94R/H7	MTX-94R/H7				
2022-21	V8/6.2L		94R ^{33,50}	730	MTZ-94R/H7	MTX-94R/H7				
2020-15	V8/5.3L		94R	720	MTZ-94R/H7	MTX-94R/H7	MTP-94R/H7		M-94R/H7	
2020-15	V8/5.3L	Aux Battery	48	730	MTZ-48/H6	MTX-48/H6	MTP-48/H6			
2020-15	V8/6.2L		94R	720	MTZ-94R/H7	MTX-94R/H7	MTP-94R/H7		M-94R/H7	
2020-15	V8/6.2L	Aux Battery	48	730	MTZ-48/H6	MTX-48/H6	MTP-48/H6			
GMC • Yukon, Yukon XL 1500, Yukon XL 2500										
2023-21	L6/3.0L	Dsl	94R ^{33,50}	730	MTZ-94R/H7	MTX-94R/H7				
2023-21	V8/5.3L		94R ^{33,50}	730	MTZ-94R/H7	MTX-94R/H7				
2023-21	V8/6.2L		94R ^{33,50}	730	MTZ-94R/H7	MTX-94R/H7				
2020-17	V8/5.3L	Aux Battery	48	730	MTZ-48/H6	MTX-48/H6	MTP-48/H6			
2020-17	V8/6.2L	Aux Battery	48	730	MTZ-48/H6	MTX-48/H6	MTP-48/H6			
2020-15	V8/5.3L		94R	720	MTZ-94R/H7	MTX-94R/H7	MTP-94R/H7		M-94R/H7	
2020-15	V8/6.2L		94R	720	MTZ-94R/H7	MTX-94R/H7	MTP-94R/H7		M-94R/H7	
2015-09	V8/5.3L	Opt	48	730	MTZ-48/H6	MTX-48/H6	MTP-48/H6			
2015-09	V8/6.2L	Opt	48	730	MTZ-48/H6	MTX-48/H6	MTP-48/H6			
2014-12	V8/5.3L		48	660	MTZ-48/H6	MTX-48/H6	MTP-48/H6			
2014-12	V8/6.2L		48	660	MTZ-48/H6	MTX-48/H6	MTP-48/H6			
2013-12	V8/6.0L	Hybrid	48	660	MTZ-48/H6	MTX-48/H6	MTP-48/H6			
2013-12	V8/6.0L	Hybrid, HD	48	730	MTZ-48/H6	MTX-48/H6	MTP-48/H6			
2011-10	V8/6.0L	Hybrid, Opt	48	730	MTZ-48/H6	MTX-48/H6	MTP-48/H6			
2011-09	V8/6.0L	Opt	48	730	MTZ-48/H6	MTX-48/H6	MTP-48/H6			
2011-07	V8/5.3L		48	615	MTZ-48/H6	MTX-48/H6	MTP-48/H6	MT-48/H6		
2011-07	V8/6.0L		48	615	MTZ-48/H6	MTX-48/H6	MTP-48/H6	MT-48/H6		
2011-07	V8/6.2L		48	615	MTZ-48/H6	MTX-48/H6	MTP-48/H6	MT-48/H6		
2009-07	V8/4.8L		48	615	MTZ-48/H6	MTX-48/H6	MTP-48/H6	MT-48/H6		
2006-01	V8/8.1L		78	600	MTZ-78	MTX-78	MTP-78	MT-78	M-78	MTP-75DT
2006-01	V8/8.1L	Opt	78	690	MTZ-78	MTX-78	MTP-78	MT-78	M-78	
2006-00	V8/4.8L		78	600	MTZ-78	MTX-78	MTP-78	MT-78	M-78	MTP-75DT
2006-00	V8/5.3L		78	600	MTZ-78	MTX-78	MTP-78	MT-78	M-78	MTP-75DT
2006-00	V8/6.0L		78	600	MTZ-78	MTX-78	MTP-78	MT-78	M-78	MTP-75DT
2005-03	V8/4.8L	Opt	78	770	MTZ-78		MTP-78			
2005-03	V8/5.3L	Opt	78	770	MTZ-78		MTP-78			
2005-03	V8/6.0L	Opt	78	770	MTZ-78		MTP-78			
2005-03	V8/8.1L	Opt	78	770	MTZ-78		MTP-78			
2004-03	V8/6.0L	Option 1	78	690	MTZ-78	MTX-78	MTP-78	MT-78	M-78	
2004-03	V8/6.0L	Option 2	78	770	MTZ-78		MTP-78			
2002-00	V8/4.8L	Opt	78	690	MTZ-78	MTX-78	MTP-78	MT-78	M-78	
2002-00	V8/5.3L	Opt	78	690	MTZ-78	MTX-78	MTP-78	MT-78	M-78	
2002-00	V8/6.0L	Opt	78	690	MTZ-78	MTX-78	MTP-78	MT-78	M-78	
2000-99	V8/5.7L	Opt	78	690	MTZ-78	MTX-78	MTP-78	MT-78	M-78	

Model/Year	Engine	Options	Group Size	Rating (CCA/AH)	Platinum +	Platinum	Gold	Silver	M-Line	Other
					MTZ	MTX	MTP	MT	M	Alternate
GMC • Yukon, Yukon XL 1500, Yukon XL 2500 (continued)										
2000-99	V8/5.7L	PPkg or HD	78	770	MTZ-78		MTP-78			
2000-94	V8/5.7L		78	600	MTZ-78	MTX-78	MTP-78	MT-78	M-78	MTP-75DT
1996-94	V8/6.5L	Dsl	78 ²	770	MTZ-78		MTP-78			
1993-92	V8/5.7L	Aux Battery	78	540	MTZ-78	MTX-78	MTP-78	MT-78	M-78	
1993-92	V8/5.7L	Primary Battery	78	630	MTZ-78	MTX-78	MTP-78	MT-78	M-78	
2009	V8/4.8L	Opt	48	730	MTZ-48/H6	MTX-48/H6	MTP-48/H6			
2009	V8/6.0L	Hybrid, HD	48	730	MTZ-48/H6	MTX-48/H6	MTP-48/H6			
2006	V8/4.8L	Opt	78	690	MTZ-78	MTX-78	MTP-78	MT-78	M-78	
2006	V8/5.3L	Opt	78	690	MTZ-78	MTX-78	MTP-78	MT-78	M-78	
2006	V8/6.0L	Opt	78	690	MTZ-78	MTX-78	MTP-78	MT-78	M-78	
2005	V8/5.3L	Option 1	78	690	MTZ-78	MTX-78	MTP-78	MT-78	M-78	
2005	V8/5.3L	Option 2	78	770	MTZ-78		MTP-78			
2000	V8/5.3L	PPkg & Opt	78	770	MTZ-78		MTP-78			
2000	V8/5.3L	Primary Battery	78	600	MTZ-78	MTX-78	MTP-78	MT-78	M-78	MTP-75DT
2000	V8/6.0L	PPkg or HD	78	770	MTZ-78		MTP-78			
1999	V8/5.7L	PPkg & Opt	78	770	MTZ-78		MTP-78			
1997	V8/6.5L	Dsl	78 ²	600	MTZ-78	MTX-78	MTP-78	MT-78	M-78	MTP-75DT
Honda • Accord										
2022-21	L4/1.5L		47 ⁵⁹	450		MTX-47/H5-EFB				
2022-18	L4/2.0L		48	620	MTZ-48/H6	MTX-48/H6	MTP-48/H6			
2022-17	L4/2.0L	Hybrid	51	500				MT-51	M-51	
2020-18	L4/1.5L		47	540		MTX-47/H5		MT-47/H5		
2017-14	L4/2.4L		51R	410		MTX-51R		MT-51R	M-51R	
2017-08	V6/3.5L		24F ¹¹	550	MTZ-34R ¹	MTX-24F		MT-24F		
2015-14	L4/2.0L	Hybrid	51	500				MT-51	M-51	
2013-12	L4/2.4L	US, Ex Calif	51R	410		MTX-51R		MT-51R	M-51R	
2012-08	L4/2.4L	Calif, AT	35	440		MTX-35	MTP-35	MT-35	M-35	M-35HC
2012-08	L4/2.4L	Ex Calif, AT	51R	410		MTX-51R		MT-51R	M-51R	
2011-10	L4/2.4L	MT	51R	410		MTX-51R		MT-51R	M-51R	
2009-03	L4/2.4L		51R	435		MTX-51R		MT-51R		
2007-03	V6/3.0L		35	440		MTX-35	MTP-35	MT-35	M-35	M-35HC
2002-98	L4/2.3L		35	450		MTX-35	MTP-35	MT-35	M-35	M-35HC
2002-98	V6/3.0L		24	500	MTZ-34 ¹		MTP-24	MT-24	M-24HC	MTP-78DT ^{1B}
1997-96	V6/2.7L		24	500	MTZ-34 ¹		MTP-24	MT-24	M-24HC	MTP-78DT ^{1B}
1997-94	L4/2.2L		24F	550	MTZ-34R ¹	MTX-24F	MTP-24F	MT-24F	M-24FHC	
1993-90	L4/2.2L		24	550	MTZ-34 ¹		MTP-24	MT-24	M-24HC	MTP-78DT ^{1B}
2013-12	L4/2.4L	Calif & Can	35	440		MTX-35	MTP-35	MT-35	M-35	M-35HC
1995	V6/2.7L		24F	550	MTZ-34R ¹	MTX-24F	MTP-24F	MT-24F	M-24FHC	
Honda • Accord Crosstour										
2011-10	V6/3.5L		24F ¹¹	550	MTZ-34R ¹	MTX-24F		MT-24F		
Honda • Civic										
2023-18	L4/2.0L	Ex Type R	51R	410		MTX-51R		MT-51R	M-51R	
2023-18	L4/2.0L	Type R	47	410	MTZ-47/H5	MTX-47/H5		MT-47/H5		
2021-16	L4/1.5L		51R	410		MTX-51R		MT-51R	M-51R	
2017-16	L4/2.0L		51R	410		MTX-51R		MT-51R	M-51R	
2015-14	L4/1.8L		51R	410		MTX-51R		MT-51R	M-51R	
2015-14	L4/2.4L		51R	410		MTX-51R		MT-51R	M-51R	
2015-12	L4/1.5L	Hybrid	151R	340			MTP-151R			
2013-12	L4/2.4L	Can	51R	410		MTX-51R		MT-51R	M-51R	
2013-12	L4/2.4L	US	51R	310		MTX-51R		MT-51R	M-51R	
2013-08	L4/1.8L	Can	51R	410		MTX-51R		MT-51R	M-51R	
2013-08	L4/1.8L	US	51R	310		MTX-51R		MT-51R	M-51R	
2011-08	L4/2.0L	Can	51R	410		MTX-51R		MT-51R	M-51R	
2011-08	L4/2.0L	US	51R	310		MTX-51R		MT-51R	M-51R	
2011-06	L4/1.3L	Hybrid	151R	340			MTP-151R			
2007-06	L4/1.8L		51R	435		MTX-51R		MT-51R		
2006-02	L4/2.0L		51R	435		MTX-51R		MT-51R		
2005-03	L4/1.3L	Hybrid	51R ⁶	410		MTX-51R		MT-51R	M-51R	
2005-01	L4/1.7L		51	410				MT-51	M-51	
2000-92	L4/1.6L		51R	410		MTX-51R		MT-51R	M-51R	
1995-92	L4/1.5L		51R	410		MTX-51R		MT-51R	M-51R	
1991-90	L4/1.5L		51	405				MT-51	M-51	
1991-90	L4/1.6L		51	405				MT-51	M-51	
2022	L4/1.5L		47 ⁵⁹	450		MTX-47/H5-EFB				
2022	L4/2.0L		47 ⁵⁹	450		MTX-47/H5-EFB				
2007	L4/2.0L		51R	440		MTX-51R		MT-51R		
Honda • Civic del Sol										
1997-93	L4/1.6L		51R	410		MTX-51R		MT-51R	M-51R	
1995-93	L4/1.5L		51R	410		MTX-51R		MT-51R	M-51R	

Automotive & Light Truck
Automotrices y Camiones Livianos
Automobile et Camionette

Heavy-Duty Truck
Camiones Para Servicio Pesado
Poids Lourd

Agriculture
Agricultura
Agriculture

Industrial
Industrial
Industrial

Lawn & Garden
Césped y Jardín
Jardin et Pelouse

Powersports
Vehículos Deportivos
Sports Motorisés

Reference
Referencia
Référence

	Model/ Year	Engine	Options	Group Size	Rating (CCA/AH)	Platinum +	Platinum	Gold	Silver	M-Line	Other	
						MTZ	MTX	MTP	MT	M	Alternate	
Automotive & Light Truck Automotrices y Camiones Livianos Automobile et Camionnette	Honda • Clarity											
	2020-18		Electric/Fuel Cell	51R	500		MTX-51R			MT-51R		
	2020-18	L4/1.5L		51R	500		MTX-51R			MT-51R		
Heavy-Duty Truck Camiones Para Servicio Pesado Poids Lourd	Honda • Crosstour											
	2015-14	L4/2.4L		51R	500		MTX-51R			MT-51R		
	2015-14	V6/3.5L		24F	550	MTZ-34R ¹	MTX-24F	MTP-24F	MT-24F	M-24FHC		
	2013-12	L4/2.4L	Calif & Can	35	440		MTX-35	MTP-35	MT-35	M-35	M-35HC	
	2013-12	L4/2.4L	US	51R	410		MTX-51R			MT-51R	M-51R	
	2013-12	V6/3.5L		24F ¹¹	550	MTZ-34R ¹	MTX-24F			MT-24F		
		Honda • CR-V										
	2021-20	L4/1.5L	US Gas	47 ^{50,59}	450		MTX-47/H5-EFB					
	2021-20	L4/1.5L	US Hyb	51R	410		MTX-51R		MT-51R	M-51R		
	2019-17	L4/1.5L	Can	47	550	MTZ-47/H5	MTX-47/H5		MT-47/H5	M-47/H5		
	2019-17	L4/1.5L	US	51R	410		MTX-51R		MT-51R	M-51R		
	2019-17	L4/2.4L	Can	47	550	MTZ-47/H5	MTX-47/H5		MT-47/H5	M-47/H5		
	2019-17	L4/2.4L	US	51R	410		MTX-51R		MT-51R	M-51R		
	2016-14	L4/2.4L	Can	35	440		MTX-35	MTP-35	MT-35	M-35	M-35HC	
	2016-14	L4/2.4L	US	51R	410		MTX-51R		MT-51R	M-51R		
	2016-02	L4/2.4L		51R	410		MTX-51R		MT-51R	M-51R		
	2001-97	L4/2.0L		51R	410		MTX-51R		MT-51R	M-51R		
Agriculture Agrícola Agriculture	Honda • CRX											
	1991-90	L4/1.5L		51	405				MT-51	M-51		
	1991-90	L4/1.6L		51	405				MT-51	M-51		
	Honda • CR-Z											
	2016-11	L4/1.5L	Hybrid	151R	340			MTP-151R				
	Honda • Element											
	2011-03	L4/2.4L		51R	410		MTX-51R		MT-51R	M-51R		
	Honda • Fit											
	2020-07	L4/1.5L		151R	340			MTP-151R				
	2014-13		Electric	151R	340			MTP-151R				
Industrial Industriel Industriel	Honda • HR-V											
	2020-18	L4/1.8L		51R	500		MTX-51R		MT-51R			
	2017-16	L4/1.8L		51R	500		MTX-51R		MT-51R			
		Honda • Insight										
	2022-19	L4/1.5L	Hybrid	51R ³³	295		MTX-51R					
	2014-10	L4/1.3L	Hybrid	151R	340			MTP-151R				
	2006-00	L3/1.0L	Hybrid	51	270				MT-51	M-51		
Lawn & Garden Césped y Jardín Jardin et Pelouse	Honda • Odyssey											
	2022-20	V6/3.5L		48 ³³	650	MTZ-48/H6	MTX-48/H6					
	2019-18	V6/3.5L	Elite, Touring	48 ³³	650	MTZ-48/H6	MTX-48/H6					
	2019-18	V6/3.5L	Ex Elite, Touring	48	620	MTZ-48/H6	MTX-48/H6	MTP-48/H6				
	2014-05	V6/3.5L		24F ¹¹	550	MTZ-34R ¹	MTX-24F		MT-24F			
	2004-99	V6/3.5L		24F	550	MTZ-34R ¹	MTX-24F	MTP-24F	MT-24F	M-24FHC		
	1997-95	L4/2.2L		24F	550	MTZ-34R ¹	MTX-24F	MTP-24F	MT-24F	M-24FHC		
	1996	L4/2.3L		24F	550	MTZ-34R ¹	MTX-24F	MTP-24F	MT-24F	M-24FHC		
Powersports Vehículos Deportivos Sports Motorisés	Honda • Passport											
	2021-19	V6/3.5L		48 ³³	650	MTZ-48/H6	MTX-48/H6					
	2002-98	V6/3.2L		24F	600	MTZ-34R ¹	MTX-24F	MTP-24F	MT-24F	M-24FHC		
	1997-96	V6/3.2L		24	600	MTZ-34 ¹		MTP-24	MT-24	M-24HC		
	1995-94	L4/2.6L		25	380	MTZ-34 ¹		MTP-24	MT-25	M-25	M-24	
	1995-94	V6/3.2L	AT	24	600	MTZ-34 ¹		MTP-24	MT-24	M-24HC		
	1995-94	V6/3.2L	MT	25	380	MTZ-34 ¹		MTP-24	MT-25	M-25	M-24	
	1996	L4/2.6L		86	430			MTP-86	MT-86			
	1996	L4/2.6L	Opt	24	600	MTZ-34 ¹		MTP-24	MT-24	M-24HC		
		Honda • Pilot										
	2023-21	V6/3.5L		48 ³³	650	MTZ-48/H6	MTX-48/H6					
	2020-18	V6/3.5L	Elite, Touring, TRG	48 ³³	650	MTZ-48/H6	MTX-48/H6					
	2020-18	V6/3.5L	Ex Elite, Touring, TRG	48	620	MTZ-48/H6	MTX-48/H6	MTP-48/H6				
	2017-16	V6/3.5L		48	620	MTZ-48/H6	MTX-48/H6	MTP-48/H6				
	2017-16	V6/3.5L	Elite, Touring	48 ³³	650	MTZ-48/H6	MTX-48/H6					
	2015-03	V6/3.5L		24F ¹¹	550	MTZ-34R ¹	MTX-24F		MT-24F			
	2016	V6/3.5L	FWD	48	620	MTZ-48/H6	MTX-48/H6	MTP-48/H6				
	2016	V6/3.5L	SH-AWD	48 ³³	650	MTZ-48/H6	MTX-48/H6					
Reference Referencia Référence	Honda • Prelude											
	2001-92	L4/2.2L		24F	550	MTZ-34R ¹	MTX-24F	MTP-24F	MT-24F	M-24FHC	MTP-78DT ^{1B}	
	1996-92	L4/2.3L		24F	550	MTZ-34R ¹	MTX-24F	MTP-24F	MT-24F	M-24FHC	MTP-78DT ^{1B}	
	1991-90	L4/2.0L		24	550	MTZ-34 ¹		MTP-24	MT-24	M-24HC	MTP-78DT ^{1B}	
	1991-90	L4/2.1L		24	550	MTZ-34 ¹		MTP-24	MT-24	M-24HC	MTP-78DT ^{1B}	

Model/Year	Engine	Options	Group Size	Rating (CCA/AH)	Platinum +		Gold	Silver	M-Line	Other
					MTZ	MTX	MTP	MT	M	Alternate
Honda • Ridgeline										
2020-17	V6/3.5L		48	620	MTZ-48/H6	MTX-48/H6	MTP-48/H6			
2014-11	V6/3.5L		24F	550	MTZ-34R ¹	MTX-24F	MTP-24F	MT-24F	M-24FHC	
2010-06	V6/3.5L		24F	585	MTZ-34R ¹	MTX-24F	MTP-24F	MT-24F	M-24FHC	
2006	V6/3.5L		24F	550	MTZ-34R ¹	MTX-24F	MTP-24F	MT-24F	M-24FHC	
Honda • S2000										
2009-04	L4/2.2L		51	430				MT-51	M-51	
2003-00	L4/2.0L		51	430				MT-51	M-51	
Hummer • H1										
2004-03	V8/6.5L		79 ²	840				MT-79		
2006	V8/6.6L		79	840				MT-79		
2002	V8/6.5L		78	770	MTZ-78		MTP-78			
Hummer • H2										
2009-08	V8/6.2L		48	730	MTZ-48/H6	MTX-48/H6	MTP-48/H6			
2007-03	V8/6.0L		79	840				MT-79		
Hummer • H3										
2008-07	L5/3.7L		86 ^{11,40}	640				MTP-86		
2010	L5/3.7L		86 ⁴⁰	590				MTP-86		
2010	V8/5.3L		86 ⁴⁰	590				MTP-86		
2009	L5/3.7L		86 ^{11,40}	590				MTP-86		
2009	V8/5.3L		86 ^{11,40}	590				MTP-86		
2008	V8/5.3L		86 ^{11,40}	640				MTP-86		
2006	L5/3.5L		86 ^{11,40}	640				MTP-86		
Hummer • H3T										
2010	L5/3.7L		86 ⁴⁰	590				MTP-86		
2010	V8/5.3L		86 ⁴⁰	590				MTP-86		
2009	L5/3.7L		86 ^{11,40}	590				MTP-86		
2009	V8/5.3L		86 ^{11,40}	590				MTP-86		
Hyundai • Accent										
2021-18	L4/1.6L		47 ³³	60 Ah	MTZ-47/H5	MTX-47/H5				
2017-14	L4/1.6L		47	N/A	MTZ-47/H5	MTX-47/H5		MT-47/H5	M-47/H5	
2013-01	L4/1.6L		121R	500				MT-121R		
2003-01	L4/1.5L		121R	500				MT-121R		
2000-98	L4/1.5L		121R	435				MT-121R		
1997-95	L4/1.5L		121R	410				MT-121R		
1997-95	L4/1.5L Opt		121R	580				MT-121R		
2016	L4/1.6L		47	600	MTZ-47/H5	MTX-47/H5		MT-47/H5	M-47/H5	
Hyundai • Azera										
2017-07	V6/3.3L		124R	600				MTP-124R		
2011-06	V6/3.8L		124R	600				MTP-124R		
2016	V6/3.3L		124R	700				MTP-124R		
Hyundai • Elantra										
2021-19	L4/2.0L		47 ³³	640	MTZ-47/H5	MTX-47/H5				
2020-17	L4/1.4L		48 ³³	760		MTX-48/H6				
2019-17	L4/1.6L		47	550	MTZ-47/H5	MTX-47/H5		MT-47/H5	M-47/H5	
2018-17	L4/2.0L		48 ³³	60 Ah	MTZ-48/H6	MTX-48/H6				
2016-14	L4/1.8L AT		48 ³³	760		MTX-48/H6				
2016-14	L4/1.8L MT		47	550	MTZ-47/H5	MTX-47/H5		MT-47/H5	M-47/H5	
2016-11	L4/2.0L		47	550	MTZ-47/H5	MTX-47/H5		MT-47/H5	M-47/H5	
2013-11	L4/1.8L		47	550	MTZ-47/H5	MTX-47/H5		MT-47/H5	M-47/H5	
2013-11	L4/1.8L Opt		48	550	MTZ-48/H6	MTX-48/H6	MTP-48/H6	MT-48/H6	M-48/H6	
2009-07	L4/2.0L		121R	550				MT-121R		
2005-04	L4/2.0L		124R	560				MTP-124R		
2003-99	L4/2.0L		124R	550				MTP-124R		
1998-97	L4/1.8L		121R	600				MT-121R		
1996-93	L4/1.8L		25	435	MTZ-34 ¹		MTP-24	MT-25	M-25	
1996-93	L4/1.8L Can & Opt		24	540	MTZ-34 ¹		MTP-24	MT-24	M-24HC	
1995-92	L4/1.6L		25	435	MTZ-34 ¹		MTP-24	MT-25	M-25	
1995-92	L4/1.6L Can & Opt		24	540	MTZ-34 ¹		MTP-24	MT-24	M-24HC	
2010	L4/2.0L		121R	600				MT-121R		
2006	L4/2.0L		124R	500				MTP-124R		
Hyundai • Elantra Coupe										
2014	L4/2.0L		47	550	MTZ-47/H5	MTX-47/H5		MT-47/H5	M-47/H5	
2013	L4/1.8L		47	550	MTZ-47/H5	MTX-47/H5		MT-47/H5	M-47/H5	
Hyundai • Elantra GT										
2019-18	L4/1.6L		47	550	MTZ-47/H5	MTX-47/H5		MT-47/H5	M-47/H5	
2019-14	L4/2.0L		48	600	MTZ-48/H6	MTX-48/H6	MTP-48/H6	MT-48/H6	M-48/H6	
2013	L4/1.8L		47	550	MTZ-47/H5	MTX-47/H5		MT-47/H5	M-47/H5	
Hyundai • Entourage										
2010-07	V6/3.8L		124R	600				MTP-124R		

Automotive & Light Truck
Automotrices y Camiones Livianos
Automobile et Camionette

Heavy-Duty Truck
Camiones Para Servicio Pesado
Poids Lourd

Agriculture
Agricultura
Agricoltura

Industrial
Industrial
Industrial

Lawn & Garden
Césped y Jardín
Jardin et Pelouse

Powersports
Vehículos Deportivos
Sports Motorisés

Reference
Referencia
Référence

	Model/ Year	Engine	Options	Group Size	Rating (CCA/AH)	Platinum +	Platinum	Gold	Silver	M-Line	Other	
						MTZ	MTX	MTP	MT	M	Alternate	
Automotive & Light Truck Automotrices y Camiones Livianos Automobile et Camionnette	Hyundai • Equus											
	2016-12	V8/5.0L		49 ⁵⁰	740	MTZ-49/H8	MTX-49/H8	MTP-49/H8 ⁴⁸	MT-49/H8	M-49/H8		
	2011	V8/4.6L		49	740	MTZ-49/H8	MTX-49/H8	MTP-49/H8 ⁴⁸	MT-49/H8	M-49/H8		
Heavy-Duty Truck Camiones Para Servicio Pesado Poids Lourd	Hyundai • Excel											
	1994-90	L4/1.5L		25	420	MTZ-34 ¹		MTP-24	MT-25	M-25		
	Hyundai • Genesis											
	2016-14	V6/3.8L		49 ⁵⁰	740	MTZ-49/H8	MTX-49/H8	MTP-49/H8 ⁴⁸	MT-49/H8	M-49/H8		
	2016-14	V8/5.0L		95R ^{33,50}	950		MTX-95R/H9					
	2013-12	V8/5.0L		124	600				MT-124			
	2013-09	V6/3.8L	Sedan	49 ⁵⁴	740	MTZ-49/H8	MTX-49/H8	MTP-49/H8 ⁴⁸	MT-49/H8	M-49/H8		
	2012-09	V8/4.6L	Sedan	49 ⁵⁴	740	MTZ-49/H8	MTX-49/H8	MTP-49/H8 ⁴⁸	MT-49/H8	M-49/H8		
	2016	V6/3.8L	AGM	95R ³³	950		MTX-95R/H9					
	2016	V8/5.0L	AGM	95R ³³	950		MTX-95R/H9					
Agriculture Agrícola Agriculture	Hyundai • Genesis Coupe											
	2015-10	V6/3.8L		124R	600			MTP-124R				
	2014-10	L4/2.0L		124R	600			MTP-124R				
	2016	V6/3.8L		124R	700			MTP-124R				
	Hyundai • Kona											
	2018	L4/1.6L		48 ³³	760		MTX-48/H6					
	2018	L4/2.0L		48 ³³	760		MTX-48/H6					
	Hyundai • Palisade											
	2022-20	V6/3.8L		94R ³³	800	MTZ-94R/H7	MTX-94R/H7					
	Hyundai • Santa Fe											
2019-03	L4/2.4L		124R	600				MTP-124R				
2018-07	V6/3.3L		124R	600				MTP-124R				
2012-03	V6/3.5L		124R	600				MTP-124R				
2009-01	V6/2.7L		124R	600				MTP-124R				
2019	L4/2.0L		124R	600				MTP-124R				
Industrial Industriel Industriel	2016	V6/3.3L		124R	700			MTP-124R				
	2002	L4/2.4L		124R	550			MTP-124R				
	2001	L4/2.4L		124R	660			MTP-124R				
	Hyundai • Santa Fe Sport											
	2018-17	L4/2.0L		94R ³³	800	MTZ-94R/H7	MTX-94R/H7					
	2018-17	L4/2.4L		94R ³³	800	MTZ-94R/H7	MTX-94R/H7					
	2016-13	L4/2.0L		124R	700			MTP-124R				
	2016-13	L4/2.4L		124R	700			MTP-124R				
	Hyundai • Santa Fe XL											
	2016-13	V6/3.3L		124R	600				MTP-124R			
2016	V6/3.3L		124R	700				MTP-124R				
Lawn & Garden Césped y Jardín Jardin et Pelouse	Hyundai • Scoupe											
	1995-94	L4/1.5L	Can & Opt	24	540	MTZ-34 ¹		MTP-24	MT-24	M-24HC		
	1995-94	L4/1.5L	Can or Opt	N/A ⁴⁵	540							
	1993-91	L4/1.5L		25	420	MTZ-34 ¹		MTP-24	MT-25	M-25		
	Hyundai • Sonata											
	2019-16	L4/2.0L	Hybrid	148 ^{45,50}	600				MTP-H6R			
	2019-18	L4/2.4L		48 ³³	760		MTX-48/H6					
	2019-14	L4/2.0L		48 ³³	760		MTX-48/H6					
	2017-15	L4/1.6L		94R ³³	800	MTZ-94R/H7	MTX-94R/H7					
	2017-15	L4/2.4L		94R ³³	800	MTZ-94R/H7	MTX-94R/H7					
Powersports Vehículos Deportivos Sports Motorisés	2015-11	L4/2.4L	Hybrid	148 ^{45,50}	600				MTP-H6R			
	2013-11	L4/2.0L		124R	600				MTP-124R			
	2013-06	L4/2.4L	Gas	124R	600				MTP-124R			
	2009-06	V6/3.3L		124R	600				MTP-124R			
	2005-03	L4/2.4L		124R	560				MTP-124R			
	2005-02	V6/2.7L		124R	600				MTP-124R			
	2002-99	L4/2.4L		124R	550				MTP-124R			
	2000-99	V6/2.5L		124R	540				MTP-124R			
	1998-92	L4/2.0L		25	420	MTZ-34 ¹		MTP-24	MT-25	M-25	M-24	
	1998-92	L4/2.0L	Opt	24	540	MTZ-34 ¹		MTP-24	MT-24	M-24HC		
Reference Referencia Référence	1998-90	V6/3.0L		24	540	MTZ-34 ¹		MTP-24	MT-24	M-24HC		
	1991-89	L4/2.4L		25	420	MTZ-34 ¹		MTP-24	MT-25	M-25		
	1991-89	L4/2.4L	Opt	24	540	MTZ-34 ¹		MTP-24	MT-24	M-24HC		
	2018	L4/1.6L		48 ³³	760		MTX-48/H6					
	2016	L4/2.0L	Gas	48 ³³	760		MTX-48/H6					
	2016	L4/2.0L	Hybrid	148 ^{45,50}	600				MTP-H6R			
	2015	L4/2.4L	Gas	94R ³³	800	MTZ-94R/H7	MTX-94R/H7					
	2014	L4/2.4L	Gas	48 ³³	760		MTX-48/H6					
	2010	V6/3.3L		124R	700				MTP-124R			
	2001	V6/2.5L		124R	600				MTP-124R			

Model/Year	Engine	Options	Group Size	Rating (CCA/AH)	Platinum +	Platinum	Gold	Silver	M-Line	Other
					MTZ	MTX	MTP	MT	M	Alternate
Hyundai • Tiburon										
2008-97	L4/2.0L		124R	600			MTP-124R			
2008-03	V6/2.7L		124R	600			MTP-124R			
1997	L4/1.8L		124R	600			MTP-124R			
Hyundai • Tucson										
2019-18	L4/2.4L		48	640	MTZ-48/H6	MTX-48/H6	MTP-48/H6	MT-48/H6		
2019-16	L4/2.0L		48	640	MTZ-48/H6	MTX-48/H6	MTP-48/H6	MT-48/H6		
2018-16	L4/1.6L		48	640	MTZ-48/H6	MTX-48/H6	MTP-48/H6	MT-48/H6		
2016-15	L4/2.0L	Electric/Hydrogen	47	600	MTZ-47/H5	MTX-47/H5		MT-47/H5	M-47/H5	
2016-11	L4/2.0L		124R	600			MTP-124R			
2015-10	L4/2.4L		124R	600			MTP-124R			
2009-05	L4/2.0L		124R	600			MTP-124R			
2009-05	V6/2.7L		124R	600			MTP-124R			
2017	L4/1.6L	Electric/Hydrogen	47	600	MTZ-47/H5	MTX-47/H5		MT-47/H5	M-47/H5	
2016	L4/1.6L		124R	600			MTP-124R			
Hyundai • Veloster										
2016-12	L4/1.6L	Turbo	47	550	MTZ-47/H5	MTX-47/H5		MT-47/H5	M-47/H5	
2016-12	L4/1.6L	Non Turbo	121R	550				MT-121R		
Hyundai • Veracruz										
2012-09	V6/3.8L		124R	660			MTP-124R			
2008-07	V6/3.8L		124R	600			MTP-124R			
Hyundai • XG300										
2001	V6/3.0L		124R	600			MTP-124R			
Hyundai • XG350										
2005-02	V6/3.5L		124R	600			MTP-124R			
Infiniti • EX35										
2012-08	V6/3.5L		35	585		MTX-35	MTP-35			MTP-24F
Infiniti • EX37										
2013	V6/3.7L		24F	720	MTZ-34R ¹	MTX-24F	MTP-24F			
Infiniti • FX35										
2012-09	V6/3.5L		35	585		MTX-35	MTP-35			MTP-24F
2008-07	V6/3.5L		24F	550	MTZ-34R ¹	MTX-24F	MTP-24F	MT-24F	M-24FHC	
2008-07	V6/3.5L	w/Intelligent Key	24F	750	MTZ-34R ¹	MTX-24F	MTP-24F			
2008-07	V6/3.5L	w/o Intelligent Key	35	550		MTX-35	MTP-35	MT-35	M-35HC	
2006-03	V6/3.5L		35	490		MTX-35	MTP-35	MT-35	M-35HC	
Infiniti • FX37										
2013	V6/3.7L		24F	720	MTZ-34R ¹	MTX-24F	MTP-24F			
Infiniti • FX45										
2008-07	V8/4.5L		24F	550	MTZ-34R ¹	MTX-24F	MTP-24F	MT-24F	M-24FHC	
2008-06	V8/4.5L	w/Intelligent Key	24F	750	MTZ-34R ¹	MTX-24F	MTP-24F			
2008-06	V8/4.5L	w/o Intelligent Key	35	550		MTX-35	MTP-35	MT-35	M-35HC	
2006-03	V8/4.5L		35	490		MTX-35	MTP-35	MT-35	M-35HC	
Infiniti • FX50										
2013-09	V8/5.0L		24F	720	MTZ-34R ¹	MTX-24F	MTP-24F			
Infiniti • G20										
2002-99	L4/2.0L		24F	585	MTZ-34R ¹	MTX-24F	MTP-24F	MT-24F	M-24FHC	
1996-91	L4/2.0L	Calif	35	360		MTX-35	MTP-35	MT-35	M-35	M-35HC
1996-91	L4/2.0L	Ex Calif	24F	585	MTZ-34R ¹	MTX-24F	MTP-24F	MT-24F	M-24FHC	
Infiniti • G25										
2012-11	V6/2.5L		24F	720	MTZ-34R ¹	MTX-24F	MTP-24F			
2012-11	V6/2.5L		35	585		MTX-35	MTP-35			MTP-24F
Infiniti • G35										
2007-03	V6/3.5L	Coupe	35	550		MTX-35	MTP-35	MT-35	M-35HC	
2007-03	V6/3.5L	Sedan	24F	550	MTZ-34R ¹	MTX-24F	MTP-24F	MT-24F	M-24FHC	
2006-03	V6/3.5L		35	490		MTX-35	MTP-35	MT-35	M-35HC	
2008	V6/3.5L		35	550		MTX-35	MTP-35	MT-35	M-35HC	
Infiniti • G37										
2013-08	V6/3.7L		35	585		MTX-35	MTP-35			MTP-24F
Infiniti • I30										
2001-98	V6/3.0L		24F	585	MTZ-34R ¹	MTX-24F	MTP-24F	MT-24F	M-24FHC	
1997-96	V6/3.0L	Calif	24F	415	MTZ-34R ¹	MTX-24F	MTP-24F	MT-24F	M-24FHC	M-24
1997-96	V6/3.0L	Can & Opt	24F	585	MTZ-34R ¹	MTX-24F	MTP-24F	MT-24F	M-24FHC	
1997-96	V6/3.0L	US	35	360		MTX-35	MTP-35	MT-35	M-35	M-35HC
Infiniti • I35										
2004-03	V6/3.5L		24F	445	MTZ-34R ¹	MTX-24F	MTP-24F	MT-24F	M-24FHC	M-24
2002	V6/3.5L		24F	585	MTZ-34R ¹	MTX-24F	MTP-24F	MT-24F	M-24FHC	

Automotive & Light Truck
Automotrices y Camiones Livianos
Automobile et Camionette

Heavy-Duty Truck
Camiones Para Servicio Pesado
Poids Lourd

Agriculture
Agricultura
Agriculture

Industrial
Industrial
Industrial

Lawn & Garden
Césped y Jardín
Jardin et Pelouse

Powersports
Vehículos Deportivos
Sports Motorises

Reference
Referencia
Référence

	Model/ Year	Engine	Options	Group Size	Rating (CCA/AH)	Platinum +	Platinum	Gold	Silver	M-Line	Other	
						MTZ	MTX	MTP	MT	M	Alternate	
Automotive & Light Truck Automotrices y Camiones Livianos Automobile et Camionnette	Infiniti • J30											
	1997-93	V6/3.0L		24	585	MTZ-34 ¹		MTP-24	MT-24	M-24HC		
	Infiniti • JX35											
	2013	V6/3.5L		24F	720	MTZ-34R ¹	MTX-24F	MTP-24F				
	Infiniti • M30											
	1991-90	V6/3.0L		24	415	MTZ-34 ¹		MTP-24	MT-24	M-24HC	MTP-75DT ^{1C}	
	1992	V6/3.0L	Conv	25	360				MT-25	M-25		
	1992	V6/3.0L	Ex Conv	24	415	MTZ-34 ¹		MTP-24	MT-24	M-24HC	MTP-75DT ^{1C}	
	1992	V6/3.0L	Opt	24	585	MTZ-34 ¹		MTP-24	MT-24	M-24HC	MTP-75DT ^{1C}	
	Infiniti • M35											
2010-06	V6/3.5L	Non Hybrid	24F	700	MTZ-34R ¹	MTX-24F	MTP-24F	MT-24F	M-24FHC			
Infiniti • M37												
2013-11	V6/3.7L	Non Hybrid	24F	700	MTZ-34R ¹	MTX-24F	MTP-24F	MT-24F	M-24FHC			
Infiniti • M45												
2010-06	V8/4.5L		24F	750	MTZ-34R ¹	MTX-24F						
2004	V8/4.5L		24	490	MTZ-34 ¹		MTP-24	MT-24	M-24HC	M-24		
2003	V8/4.5L		24	585	MTZ-34 ¹		MTP-24	MT-24	M-24HC			
Infiniti • M56												
2013-11	V8/5.6L		24F	750	MTZ-34R ¹	MTX-24F	MTP-24F					
Infiniti • Q40												
2015	V6/3.7L		35	585		MTX-35	MTP-35			MTP-24F		
Infiniti • Q45												
2006-02	V8/4.5L		24F	585	MTZ-34R ¹	MTX-24F	MTP-24F	MT-24F	M-24FHC			
2001-97	V8/4.1L		24	585	MTZ-34 ¹		MTP-24	MT-24	M-24HC	MTP-78DT ^{1B}		
1996-90	V8/4.5L		27	625	MTZ-34 ¹			MT-27	M-27			
Infiniti • Q50												
2023-16	V6/3.0L	Rear Battery, w/o Twin Turbo	35(Q85) ⁵⁹	600								
2022-16	V6/3.0L	Front Battery, w/o Twin Turbo	24F(S95) ⁵⁹	780								
2020-14	V6/3.0L	Twin Turbo	35(Q85) ^{45,59}	600								
2020-14	V6/3.5L	Hybrid	35(Q85) ^{45,59}	600								
2015-14	V6/3.7L		35	585		MTX-35	MTP-35					
Infiniti • Q60												
2022-17	L4/2.0L	w/o Twin Turbo	24F(S95) ⁵⁹	780								
2021-17	V6/3.0L	w/Twin Turbo	35(Q85) ⁵⁹	600								
Infiniti • Q70												
2020-16	V8/3.7L		24F	700	MTZ-34R ¹	MTX-24F	MTP-24F	MT-24F	M-24FHC			
2020-16	V8/5.6L		24F	700	MTZ-34R ¹	MTX-24F	MTP-24F	MT-24F	M-24FHC			
2018-11	V6/3.5L	Hybrid	35(Q85) ⁵⁰	585								
2015-14	V6/3.7L		35	585		MTX-35	MTP-35			MTP-24F		
2015-14	V8/5.6L		35	585		MTX-35	MTP-35			MTP-24F		
Infiniti • Q70L												
2016-15	V6/3.7L		35	585		MTX-35	MTP-35			MTP-24F		
2016-15	V8/5.6L		35	585		MTX-35	MTP-35			MTP-24F		
Infiniti • QX4												
2000-97	V6/3.3L	HD, w/HS & Can	24	450	MTZ-34 ¹		MTP-24	MT-24	M-24HC	MTP-75DT ^{1C}		
2000-97	V6/3.3L	US	25	360	MTZ-34 ¹		MTP-24	MT-25	M-25	MT-24		
2003	V6/3.5L		24	490	MTZ-34 ¹		MTP-24	MT-24	M-24HC	MTP-75DT ^{1C}		
2002	V6/3.5L		25	360	MTZ-34 ¹		MTP-24	MT-25	M-25	MT-24		
2001	V6/3.5L		24	490	MTZ-34 ¹		MTP-24	MT-24	M-24HC	MTP-75DT ^{1C}		
Infiniti • QX50												
2023-19	L4/2.0L		48 ^{2,50,59}	700		MTX-48/H6-EFB						
2018-08	V6/3.7L		24F ⁹	720	MTZ-34R ¹	MTX-24F	MTP-24F					
Infiniti • QX56												
2022-11	V8/5.6L		27	710	MTZ-34 ¹			MT-27	M-27			
2010-04	V8/5.6L		27F	710	MTZ-34R ¹	MTX-24F	MTP-27F			M-27F		
Infiniti • QX60												
2020-19	V6/3.5L		47 ⁹	63 Ah	MTZ-47/H5	MTX-47/H5 ⁴⁸		MT-47/H5 ⁴⁸				
2020-14	L4/2.5L	Hybrid	51R	500		MTX-51R		MT-51R				
2019-14	V6/3.5L		35	550		MTX-35	MTP-35	MT-35	M-35HC			
2015-14	V6/3.5L		24F	720	MTZ-34R ¹	MTX-24F	MTP-24F					
2022	V6/3.5L	Luxe, Sensory, Autograph trim	94R ^{9,33}	800	MTZ-94R/H7	MTX-94R/H7 ⁹						
2022	V6/3.5L	Pure Trim	48 ^{9,33}	700		MTX-48/H6 ⁹						
Infiniti • QX70												
2017-14	V6/3.7L		35	585		MTX-35	MTP-35			MTP-24F		
2017-14	V6/3.7L	Opt	24F	720	MTZ-34R ¹	MTX-24F	MTP-24F					
Infiniti • QX80												
2023-14	V8/5.6L		27	780	MTZ-34 ¹			MT-27	M-27			
Isuzu • Amigo												
2000-98	L4/2.2L		24F	600	MTZ-34R ¹	MTX-24F	MTP-24F	MT-24F	M-24FHC			

Model/Year	Engine	Options	Group Size	Rating (CCA/AH)	Platinum +	Platinum	Gold	Silver	M-Line	Other
					MTZ	MTX	MTP	MT	M	Alternate
Isuzu • Amigo (continued)										
2000-98	V6/3.2L		24F	600	MTZ-34R ¹	MTX-24F	MTP-24F	MT-24F	M-24FHC	
1994-90	L4/2.6L	AT	24	600	MTZ-34 ¹		MTP-24	MT-24	M-24HC	
1994-90	L4/2.6L	MT	25	430	MTZ-34 ¹		MTP-24	MT-25	M-25	
1993-90	L4/2.3L	AT	24	600	MTZ-34 ¹		MTP-24	MT-24	M-24HC	
1993-90	L4/2.3L	MT	25	430	MTZ-34 ¹		MTP-24	MT-25	M-25	
Isuzu • Ascender										
2008-03	L6/4.2L		78 ⁴⁰	600	MTZ-78	MTX-78	MTP-78	MT-78	M-78	
2006-03	V8/5.3L		78 ⁴⁰	600	MTZ-78	MTX-78	MTP-78	MT-78	M-78	
Isuzu • Axiom										
2004-02	V6/3.5L		24F	600	MTZ-34R ¹	MTX-24F	MTP-24F	MT-24F	M-24FHC	
Isuzu • Hombre										
2000-97	V6/4.3L		75	525			MTP-75	MT-75	M-75	
2000-97	V6/4.3L	Opt	75	690			MTP-75			
2000-96	L4/2.2L		75	525			MTP-75	MT-75	M-75	
2000-96	L4/2.2L	Opt	75	690			MTP-75			
Isuzu • i-280										
2006	L4/2.8L		86 ^{11,40}	640			MTP-86			
Isuzu • i-290										
2008	L4/2.9L		86 ⁴⁰	640			MTP-86			
2007	L4/2.9L		86 ^{11,40}	640			MTP-86			
Isuzu • i-350										
2006	L5/3.5L		86 ^{11,40}	640			MTP-86			
Isuzu • i-370										
2008	L5/3.7L		86 ⁴⁰	640			MTP-86			
2007	L5/3.7L		86 ^{11,40}	640			MTP-86			
Isuzu • Impulse										
1992-90	L4/1.6L		35	355		MTX-35	MTP-35	MT-35	M-35	M-35HC
1992	L4/1.8L		35	355		MTX-35	MTP-35	MT-35	M-35	M-35HC
Isuzu • Oasis										
1999-98	L4/2.3L		24F	550	MTZ-34R ¹	MTX-24F	MTP-24F	MT-24F	M-24FHC	
1997-96	L4/2.2L		24F	550	MTZ-34R ¹	MTX-24F	MTP-24F	MT-24F	M-24FHC	
Isuzu • Pickup										
1995-90	L4/2.3L	AT	24	600	MTZ-34 ¹		MTP-24	MT-24	M-24HC	
1995-90	L4/2.3L	MT	25	430	MTZ-34 ¹		MTP-24	MT-25	M-25	
1994-91	V6/3.1L		25	430	MTZ-34 ¹		MTP-24	MT-25	M-25	
1994-90	L4/2.6L	AT	24	600	MTZ-34 ¹		MTP-24	MT-24	M-24HC	
1994-90	L4/2.6L	MT	25	430	MTZ-34 ¹		MTP-24	MT-25	M-25	
1995	L4/2.6L		24	600	MTZ-34 ¹		MTP-24	MT-24	M-24HC	
Isuzu • Rodeo										
2004-98	V6/3.2L		24F	600	MTZ-34R ¹	MTX-24F	MTP-24F	MT-24F	M-24FHC	MTP-78DT ^{1B}
2003-98	L4/2.2L		24F	600	MTZ-34R ¹	MTX-24F	MTP-24F	MT-24F	M-24FHC	MTP-78DT ^{1B}
2003-01	V6/3.2L	Can & Opt	27F	625	MTZ-34R ¹	MTX-24F	MTP-27F		M-27F	
1997-93	L4/2.6L		86	430			MTP-86	MT-86		
1996-93	V6/3.2L	AT	24	600	MTZ-34 ¹		MTP-24	MT-24	M-24HC	
1996-93	V6/3.2L	MT	86	430			MTP-86	MT-86		
1992-91	L4/2.6L		25	380	MTZ-34 ¹		MTP-24	MT-25	M-25	M-24
1992-91	L4/2.6L	Opt	24	610	MTZ-34 ¹		MTP-24	MT-24	M-24HC	
1992-91	V6/3.1L	AT, HD	24	610	MTZ-34 ¹		MTP-24	MT-24	M-24HC	
1992-91	V6/3.1L	MT	25	380	MTZ-34 ¹		MTP-24	MT-25	M-25	M-24
2004	V6/3.5L		24	650	MTZ-34 ¹		MTP-24	MT-24	M-24HC	
2003	L4/2.2L	Can & Opt	27F	625	MTZ-34R ¹	MTX-24F	MTP-27F		M-27F	
1997	V6/3.2L		24	600	MTZ-34 ¹		MTP-24	MT-24	M-24HC	
1996	L4/2.6L	Opt	24	600	MTZ-34 ¹		MTP-24	MT-24	M-24HC	
Isuzu • Rodeo Sport										
2002-01	L4/2.2L		24F	600	MTZ-34R ¹	MTX-24F	MTP-24F	MT-24F	M-24FHC	MTP-78DT ^{1B}
2002-01	V6/3.2L		24F	600	MTZ-34R ¹	MTX-24F	MTP-24F	MT-24F	M-24FHC	MTP-78DT ^{1B}
2003	L4/2.2L	Can or Opt	27F	625	MTZ-34R ¹	MTX-24F	MTP-27F		M-27F	
2003	L4/2.2L	US	24F	600	MTZ-34R ¹	MTX-24F	MTP-24F	MT-24F	M-24FHC	MTP-78DT ^{1B}
2003	V6/3.2L	Can or Opt	27F	625	MTZ-34R ¹	MTX-24F	MTP-27F		M-27F	
2003	V6/3.2L	US	24F	600	MTZ-34R ¹	MTX-24F	MTP-24F	MT-24F	M-24FHC	MTP-78DT ^{1B}
Isuzu • Stylus										
1993-91	L4/1.6L		35	355		MTX-35	MTP-35	MT-35	M-35	M-35HC
1992	L4/1.8L		35	355		MTX-35	MTP-35	MT-35	M-35	M-35HC
Isuzu • Trooper										
2002-01	V6/3.5L	HD or w/AT	27	625	MTZ-34 ¹			MT-27	M-27	MTP-78DT ^{1B}
2002-01	V6/3.5L	MT	24	585	MTZ-34 ¹		MTP-24	MT-24	M-24HC	MTP-78DT ^{1B}
2000-98	V6/3.5L	AT	27	625	MTZ-34 ¹			MT-27	M-27	MTP-78DT ^{1B}
2000-98	V6/3.5L	MT	24	580	MTZ-34 ¹		MTP-24	MT-24	M-24HC	
1997-95	V6/3.2L	AT	27	625	MTZ-34 ¹			MT-27	M-27	MTP-78DT ^{1B}

Automotive & Light Truck
Automotrices y Camiones Livianos
Automobile et Camionnette

Heavy-Duty Truck
Camiones Para Servicio Pesado
Poids Lour

Agriculture
Agricultura
Agriculture

Industrial
Industrial
Industrial

Lawn & Garden
Césped y Jardín
Jardin et Pelouse

Powersports
Vehículos Deportivos
Sports Motorises

Reference
Referencia
Référence

	Model/ Year	Engine	Options	Group Size	Rating (CCA/AH)	Platinum +	Platinum	Gold	Silver	M-Line	Other	
						MTZ	MTX	MTP	MT	M	Alternate	
Automotive & Light Truck Automotrices y Camiones Livianos Automobile et Camionnette	Isuzu • Trooper (continued)											
	1997-95	V6/3.2L	MT	24	580	MTZ-34 ¹		MTP-24	MT-24	M-24HC		
	1994-92	V6/3.2L	AT	24	580	MTZ-34 ¹		MTP-24	MT-24	M-24HC		
	1994-92	V6/3.2L	MT	24	490	MTZ-34 ¹		MTP-24	MT-24	M-24HC	M-24	
	1994-92	V6/3.2L	Opt	27	620	MTZ-34 ¹			MT-27	M-27	MTP-78DT ^{1B}	
	1991-90	L4/2.6L	AT	24	490	MTZ-34 ¹		MTP-24	MT-24	M-24HC	MTP-75DT ^{1C}	
	1991-90	L4/2.6L	MT	25	350	MTZ-34 ¹		MTP-24	MT-25	M-25	M-24	
	1991-90	V6/2.8L	AT	24	490	MTZ-34 ¹		MTP-24	MT-24	M-24HC	MTP-75DT ^{1C}	
	1991-90	V6/2.8L	MT	25	350	MTZ-34 ¹		MTP-24	MT-25	M-25	M-24	
	Heavy-Duty Truck Camiones Para Servicio Pesado Poids Lourds	Isuzu • VehiCROSS										
2001-99		V6/3.5L	Opt	27	625	MTZ-34 ¹			MT-27	M-27		
2000-99		V6/3.5L		24	580	MTZ-34 ¹		MTP-24	MT-24	M-24HC	MTP-78DT ^{1B}	
2001		V6/3.5L		24	585	MTZ-34 ¹		MTP-24	MT-24	M-24HC	MTP-78DT ^{1B}	
Agriculture Agrícola Agriculture	Jaguar • E-Pace											
	2022-18	L4/2.0L		94R ³³	850	MTZ-94R/H7	MTX-94R/H7					
	Jaguar • F-Pace											
	2022-21	L4/2.0L	Li-ion only	45,60								
	2022-17	L6/3.0L	w/o Park heater or standard battery	94R ³³	850	MTZ-94R/H7	MTX-94R/H7					
	2022-17	L6/3.0L	w/Park heater or opt battery	49 ^{33,54}	900	MTZ-49/H8	MTX-49/H8					
	2022-21	V6/3.0L	Li-ion only	45,60								
	2022-21	V8/5.0L	Li-ion only	45,60								
	2022-19	V8/5.0L	w/Park heater or opt battery	49 ^{33,54}	900	MTZ-49/H8	MTX-49/H8					
	2020-17	L4/2.0L	w/o Park heater or standard battery	94R ³³	850	MTZ-94R/H7	MTX-94R/H7					
Industrial Industrial Industriel	2020-17	L4/2.0L	w/Park heater or opt battery	49 ^{33,54}	900	MTZ-49/H8	MTX-49/H8					
	Jaguar • F-Type											
	2017-14	V6/3.0L		49 ^{33,54}	900	MTZ-49/H8	MTX-49/H8					
	2017-14	V6/3.0L	Aux	N/A ⁴⁵								
	2017-14	V8/5.0L		49 ^{33,54}	900	MTZ-49/H8	MTX-49/H8					
	2017-14	V8/5.0L	Aux	N/A ⁴⁵								
	2016-15	V6/3.0L	Primary Battery	49 ³³	900	MTZ-49/H8	MTX-49/H8					
	2016-15	V8/5.0L	Primary Battery	49 ³³	900	MTZ-49/H8	MTX-49/H8					
	2014	V6/3.0L	Primary Battery	49 ³³	850	MTZ-49/H8	MTX-49/H8					
	2014	V8/5.0L	Primary Battery	49 ³³	850	MTZ-49/H8	MTX-49/H8					
Lawn & Garden Césped y Jardín Jardin et Pelouse	Jaguar • S-Type											
	2008-07	V6/3.0L		49 ⁵⁰	90 Ah	MTZ-49/H8	MTX-49/H8	MTP-49/H8				
	2006-03	V6/3.0L		49 ⁵⁰	750	MTZ-49/H8	MTX-49/H8	MTP-49/H8 ⁴⁸	MT-49/H8	M-49/H8		
	2006-03	V6/3.0L		49 ⁵⁰	800	MTZ-49/H8	MTX-49/H8		MT-49/H8	M-49/H8		
	2006-03	V6/3.0L		49 ⁵⁴	750	MTZ-49/H8	MTX-49/H8	MTP-49/H8 ⁴⁸	MT-49/H8	M-49/H8		
	2006-03	V8/4.2L		49 ⁵⁰	750	MTZ-49/H8	MTX-49/H8	MTP-49/H8 ⁴⁸	MT-49/H8	M-49/H8		
	2006-03	V8/4.2L		49 ⁵⁰	800	MTZ-49/H8	MTX-49/H8		MT-49/H8	M-49/H8		
	2006-03	V8/4.2L		49 ⁵⁴	750	MTZ-49/H8	MTX-49/H8	MTP-49/H8 ⁴⁸	MT-49/H8	M-49/H8		
	2002-01	V6/3.0L		49 ⁵⁰	680	MTZ-49/H8	MTX-49/H8	MTP-49/H8	MT-49/H8	M-49/H8		
	2002-00	V6/3.0L		49 ⁵⁴	680	MTZ-49/H8	MTX-49/H8	MTP-49/H8	MT-49/H8	M-49/H8		
Powersports Vehículos Deportivos Sports Motorisés	2008	V8/4.2L		49 ⁵⁰	800	MTZ-49/H8	MTX-49/H8		MT-49/H8	M-49/H8		
	2008	V8/4.2L		49 ⁵⁰	850	MTZ-49/H8	MTX-49/H8		MT-49/H8	M-49/H8		
	2008	V8/4.2L		49 ⁵⁴	850	MTZ-49/H8	MTX-49/H8		MT-49/H8	M-49/H8		
	2007	V8/4.2L		49 ⁵⁰	90 Ah	MTZ-49/H8	MTX-49/H8	MTP-49/H8				
	Jaguar • Super V8											
2009-07	V8/4.2L		93 ⁵⁰	800				MT-93/T8				
2006-05	V8/4.2L		93	680				MT-93/T8				
Reference Referencia Référence	Jaguar • Vanden Plas											
	2008-04	V8/4.2L		93	680				MT-93/T8			
	2003-98	V8/4.0L		49	680	MTZ-49/H8	MTX-49/H8	MTP-49/H8	MT-49/H8	M-49/H8		
	1996-94	L6/4.0L		47 ^{5,50}	590	MTZ-47/H5	MTX-47/H5		MT-47/H5	M-47/H5		
	1992-91	L6/4.0L		47 ^{5,50}	590	MTZ-47/H5	MTX-47/H5		MT-47/H5	M-47/H5		
	2009	V8/4.2L		93 ⁵⁰	680				MT-93/T8			
	1997	L6/4.0L		93	680				MT-93/T8			
	1993	L6/4.0L		47	640	MTZ-47/H5	MTX-47/H5		MT-47/H5	M-47/H5		
	1990	L6/4.0L		N/A ^{30,50}	590							
	Jaguar • XE											
2017	L4/2.0L		94R ³³	850	MTZ-94R/H7	MTX-94R/H7						
2017	V6/3.0L		94R ³³	850	MTZ-94R/H7	MTX-94R/H7						

Model/Year	Engine	Options	Group Size	Rating (CCA/AH)	Platinum +		Gold	Silver	M-Line	Other
					MTZ	MTX	MTP	MT	M	Alternate
Jaguar • XF										
2017-14	V6/3.0L		94R ³³	850	MTZ-94R/H7	MTX-94R/H7				
2015-14	L4/2.0L		49	800	MTZ-49/H8	MTX-49/H8		MT-49/H8	M-49/H8	
2015-14	V8/5.0L		49 ³³	900	MTZ-49/H8	MTX-49/H8				
2015-14	V8/5.0L	Primary Battery	49 ³³	900	MTZ-49/H8	MTX-49/H8				
2015-13	V6/3.0L		49 ³³	900	MTZ-49/H8	MTX-49/H8				
2013-12	V8/5.0L	Can (from VIN S30208)	49 ^{33,50}	850	MTZ-49/H8	MTX-49/H8				
2012-10	V8/5.0L		49 ⁵⁰	800	MTZ-49/H8	MTX-49/H8		MT-49/H8	M-49/H8	
2012-10	V8/5.0L	Can (to VIN S30207)	49 ⁵⁰	90 Ah	MTZ-49/H8	MTX-49/H8	MTP-49/H8			
2010-09	V8/4.2L		49 ⁵⁰	800	MTZ-49/H8	MTX-49/H8		MT-49/H8	M-49/H8	
2017	L4/2.0L		94R ³³	850	MTZ-94R/H7	MTX-94R/H7				
2013	L4/2.0L		49 ⁵⁰	800	MTZ-49/H8	MTX-49/H8		MT-49/H8	M-49/H8	
2013	L4/2.0L	GTDi	49	90 Ah	MTZ-49/H8	MTX-49/H8	MTP-49/H8			
2013	V8/5.0L	Primary Battery	49 ^{33,54}	800	MTZ-49/H8	MTX-49/H8				
Jaguar • XFR										
2015-14	V8/5.0L	Primary Battery	49 ³³	900	MTZ-49/H8	MTX-49/H8				
2015-11	V8/5.0L		49 ⁵⁰	800	MTZ-49/H8	MTX-49/H8		MT-49/H8	M-49/H8	
2013-10	V8/5.0L	S/C	49 ⁵⁰	800	MTZ-49/H8	MTX-49/H8		MT-49/H8	M-49/H8	
Jaguar • XFR-S										
2015-14	V8/5.0L	Primary Battery	49 ³³	900	MTZ-49/H8	MTX-49/H8				
2015-13	V8/5.0L		49 ⁵⁰	800	MTZ-49/H8	MTX-49/H8		MT-49/H8	M-49/H8	
2013	V8/5.0L	S/C	49 ^{33,50}	800	MTZ-49/H8	MTX-49/H8				
Jaguar • XJ										
2017-16	V8/5.0L		49 ³³	900	MTZ-49/H8	MTX-49/H8				
2017-14	V6/3.0L		49 ³³	900	MTZ-49/H8	MTX-49/H8				
2015-14	V8/5.0L		49 ^{33,50}	800	MTZ-49/H8	MTX-49/H8				
2015-14	V8/5.0L		49 ^{33,50}	900	MTZ-49/H8	MTX-49/H8				
2013-12	V8/5.0L	Can (from VIN V26780)	49 ^{33,50}	850	MTZ-49/H8	MTX-49/H8				
2013-11	V8/5.0L		49 ⁵⁰	800	MTZ-49/H8	MTX-49/H8		MT-49/H8	M-49/H8	
2012-11	V8/5.0L		49 ^{50,54}	800	MTZ-49/H8	MTX-49/H8		MT-49/H8	M-49/H8	
2016	V8/5.0L	Primary Battery	49 ³³	900	MTZ-49/H8	MTX-49/H8				
2013	V6/3.0L		49 ⁵⁰	800	MTZ-49/H8	MTX-49/H8		MT-49/H8	M-49/H8	
2013	V8/5.0L	Primary Battery	49 ^{33,50}	800	MTZ-49/H8	MTX-49/H8				
Jaguar • XJ12										
1996-94	V12/6.0L		47 ^{5,50}	590	MTZ-47/H5	MTX-47/H5		MT-47/H5	M-47/H5	
1992-91	V12/5.3L		47 ^{5,50}	590	MTZ-47/H5	MTX-47/H5		MT-47/H5	M-47/H5	
1990-86	V12/5.3L		34 ⁶	590	MTZ-34	MTX-34	MTP-34	MT-34	M-34HC	
Jaguar • XJ6										
1997-95	L6/4.0L		49 ⁵⁰	800	MTZ-49/H8	MTX-49/H8		MT-49/H8	M-49/H8	
1994-93	L6/4.0L		48 ⁵⁰	640	MTZ-48/H6	MTX-48/H6	MTP-48/H6	MT-48/H6	M-48/H6	
1992-90	L6/4.0L	Must use Jaguar tray DBC 10489	48 ⁵⁰	640	MTZ-48/H6	MTX-48/H6	MTP-48/H6	MT-48/H6	M-48/H6	
1991-90	L6/4.0L	Opt	42	450				MT-42		
Jaguar • XJ8										
2009-04	V8/4.2L		49 ⁵⁰	90 Ah	MTZ-49/H8	MTX-49/H8	MTP-49/H8			
2003-98	V8/4.0L		49	680	MTZ-49/H8	MTX-49/H8	MTP-49/H8	MT-49/H8	M-49/H8	
Jaguar • XJR										
2009-07	V8/4.2L		49 ^{50,54}	800	MTZ-49/H8	MTX-49/H8		MT-49/H8	M-49/H8	
2006-04	V8/4.2L		49 ⁵⁰	750	MTZ-49/H8	MTX-49/H8	MTP-49/H8 ⁴⁸	MT-49/H8	M-49/H8	
2003-98	V8/4.0L		49	680	MTZ-49/H8	MTX-49/H8	MTP-49/H8	MT-49/H8	M-49/H8	
1996-95	L6/4.0L		47	590	MTZ-47/H5	MTX-47/H5		MT-47/H5	M-47/H5	
1997	L6/4.0L		49	680	MTZ-49/H8	MTX-49/H8	MTP-49/H8	MT-49/H8	M-49/H8	
Jaguar • XJR-S										
1993	V12/6.0L		47	590	MTZ-47/H5	MTX-47/H5		MT-47/H5	M-47/H5	
Jaguar • XJS										
1996-95	L6/4.0L		48	600	MTZ-48/H6	MTX-48/H6	MTP-48/H6	MT-48/H6	M-48/H6	
1995-94	V12/6.0L		47 ^{5,50}	590	MTZ-47/H5	MTX-47/H5		MT-47/H5	M-47/H5	
1994-92	L6/4.0L		47 ^{5,50}	590	MTZ-47/H5	MTX-47/H5		MT-47/H5	M-47/H5	
1992-91	V12/5.3L		47 ^{5,50}	590	MTZ-47/H5	MTX-47/H5		MT-47/H5	M-47/H5	
1990-89	V12/5.3L		N/A ^{30,54}	590						
Jaguar • XK										
2015-14	V8/5.0L		93	800				MT-93/T8		
2013-10	V8/5.0L		93 ⁵⁰	800				MT-93/T8		
2011-10	V8/5.0L		49 ⁵⁴	800	MTZ-49/H8	MTX-49/H8		MT-49/H8	M-49/H8	
2009-07	V8/4.2L		93 ⁵⁰	800				MT-93/T8		
2013	V8/5.0L		49 ⁵⁰	800	MTZ-49/H8	MTX-49/H8		MT-49/H8	M-49/H8	
2012	V8/5.0L	Opt	49 ⁵⁴	800	MTZ-49/H8	MTX-49/H8		MT-49/H8	M-49/H8	
Jaguar • XK8										
2005-04	V8/4.2L		49 ⁵⁰	750	MTZ-49/H8	MTX-49/H8	MTP-49/H8 ⁴⁸	MT-49/H8	M-49/H8	
2002-97	V8/4.0L		49	680	MTZ-49/H8	MTX-49/H8	MTP-49/H8	MT-49/H8	M-49/H8	
2006	V8/4.2L		49 ⁵⁴	750	MTZ-49/H8	MTX-49/H8	MTP-49/H8 ⁴⁸	MT-49/H8	M-49/H8	
2003	V8/4.2L		49	680	MTZ-49/H8	MTX-49/H8	MTP-49/H8	MT-49/H8	M-49/H8	

Automotive & Light Truck
Automotrices y Camiones Livianos
Automobile et Camionette

Heavy-Duty Truck
Camiones Para Servicio Pesado
Poids Lourd

Agriculture
Agrícola
Agriculture

Industrial
Industrial
Industrial

Lawn & Garden
Césped y Jardín
Jardin et Pelouse

Powersports
Vehículos Deportivos
Sports Motorises

Reference
Referencia
Référence

	Model/ Year	Engine	Options	Group Size	Rating (CCA/AH)	Platinum +	Platinum	Gold	Silver	M-Line	Other	
						MTZ	MTX	MTP	MT	M	Alternate	
Automotive & Light Truck Automotrices y Camiones Livianos Automobile et Camionnette	Jaguar • XKR											
	2015-14	V8/5.0L		93	800				MT-93/T8			
	2013-10	V8/5.0L		49 ⁵⁰	800	MTZ-49/H8	MTX-49/H8		MT-49/H8	M-49/H8		
	2013-10	V8/5.0L		49 ⁵⁴	800	MTZ-49/H8	MTX-49/H8		MT-49/H8	M-49/H8		
	2009-07	V8/4.2L		93 ⁵⁰	800				MT-93/T8			
	2006-04	V8/4.2L		49 ⁵⁰	750	MTZ-49/H8	MTX-49/H8	MTP-49/H8 ⁴⁸	MT-49/H8	M-49/H8		
	2002-00	V8/4.0L		49	680	MTZ-49/H8	MTX-49/H8	MTP-49/H8	MT-49/H8	M-49/H8		
	2003	V8/4.2L		49	680	MTZ-49/H8	MTX-49/H8	MTP-49/H8	MT-49/H8	M-49/H8		
Heavy-Duty Truck Camiones Para Servicio Pesado Poids Lour	Jaguar • XKR-S											
	2015-14	V8/5.0L		93	800				MT-93/T8			
	2013	V8/5.0L		49 ⁵⁰	800	MTZ-49/H8	MTX-49/H8		MT-49/H8	M-49/H8		
	2012	V8/5.0L		49 ⁵⁴	800	MTZ-49/H8	MTX-49/H8		MT-49/H8	M-49/H8		
Agriculture Agrícola Agriculture	Jaguar • X-Type											
	2008-07	V6/3.0L		94R	80 Ah	MTZ-94R/H7	MTX-94R/H7	MTP-94R/H7				
	2006-04	V6/3.0L		94R	700	MTZ-94R/H7	MTX-94R/H7	MTP-94R/H7		M-94R/H7		
	2005-02	V6/2.5L		94R	700	MTZ-94R/H7	MTX-94R/H7	MTP-94R/H7		M-94R/H7		
	2003-02	V6/2.5L		94R	640	MTZ-94R/H7	MTX-94R/H7	MTP-94R/H7		M-94R/H7		
	2003-02	V6/3.0L		94R	640	MTZ-94R/H7	MTX-94R/H7	MTP-94R/H7		M-94R/H7		
	Jeep • Cherokee											
2022-19	L4/2.0L		94R ^{33,50}	700	MTZ-94R/H7	MTX-94R/H7						
2022-19	L4/2.4L		94R ^{33,50}	700	MTZ-94R/H7	MTX-94R/H7						
2022-19	V6/3.2L		94R ^{33,50}	700	MTZ-94R/H7	MTX-94R/H7						
2018-14	L4/2.4L		48	600	MTZ-48/H6	MTX-48/H6	MTP-48/H6	MT-48/H6	M-48/H6			
2018-14	V6/3.2L		94R	730	MTZ-94R/H7	MTX-94R/H7	MTP-94R/H7		M-94R/H7			
2018-14	V6/3.2L Opt		94R ³³	730	MTZ-94R/H7	MTX-94R/H7						
2001-98	L6/4.0L		34	500	MTZ-34	MTX-34	MTP-34	MT-34	M-34HC	M-34		
2000-98	L4/2.5L		34	500	MTZ-34	MTX-34	MTP-34	MT-34	M-34HC	M-34		
1997-90	L4/2.5L		58	430				MT-58	M-58			
1997-90	L4/2.5L Opt		58	500				MT-58	M-58HC			
1997-90	L6/4.0L		58	430				MT-58	M-58			
1997-90	L6/4.0L Opt		58	500				MT-58	M-58HC			
Industrial Industrial Industriel	Jeep • Comanche											
	1992-90	L4/2.5L		58	430				MT-58	M-58		
	1992-90	L4/2.5L Opt		58	500				MT-58	M-58HC		
	1992-90	L6/4.0L		58	430				MT-58	M-58		
	1992-90	L6/4.0L Opt		58	500				MT-58	M-58HC		
Lawn & Garden Césped y Jardín Jardin et Pelouse	Jeep • Commander											
	2007-06	V6/3.7L		94R ⁵⁰	730	MTZ-94R/H7	MTX-94R/H7	MTP-94R/H7		M-94R/H7		
	2007-06	V8/4.7L		94R	730	MTZ-94R/H7	MTX-94R/H7	MTP-94R/H7		M-94R/H7		
	2007-06	V8/4.7L		94R ⁵⁰	730	MTZ-94R/H7	MTX-94R/H7	MTP-94R/H7		M-94R/H7		
	2007-06	V8/5.7L		94R ⁵⁰	730	MTZ-94R/H7	MTX-94R/H7	MTP-94R/H7		M-94R/H7		
	2010	V6/3.7L		94R	625	MTZ-94R/H7	MTX-94R/H7	MTP-94R/H7		M-94R/H7		
	2010	V8/5.7L		94R	625	MTZ-94R/H7	MTX-94R/H7	MTP-94R/H7		M-94R/H7		
	2009	V6/3.7L		94R	730	MTZ-94R/H7	MTX-94R/H7	MTP-94R/H7		M-94R/H7		
	2009	V8/4.7L		94R	730	MTZ-94R/H7	MTX-94R/H7	MTP-94R/H7		M-94R/H7		
	2009	V8/4.7L		94R ⁵⁷	730	MTZ-94R/H7	MTX-94R/H7	MTP-94R/H7		M-94R/H7		
	2009	V8/5.7L		94R	730	MTZ-94R/H7	MTX-94R/H7	MTP-94R/H7		M-94R/H7		
	2008	V6/3.7L Early		94R	730	MTZ-94R/H7	MTX-94R/H7	MTP-94R/H7		M-94R/H7		
	2008	V6/3.7L Late		94R	625	MTZ-94R/H7	MTX-94R/H7	MTP-94R/H7		M-94R/H7		
	2008	V8/4.7L Early		94R	730	MTZ-94R/H7	MTX-94R/H7	MTP-94R/H7		M-94R/H7		
	2008	V8/4.7L Early		94R ⁵⁷	730	MTZ-94R/H7	MTX-94R/H7	MTP-94R/H7		M-94R/H7		
	2008	V8/4.7L Late		94R	625	MTZ-94R/H7	MTX-94R/H7	MTP-94R/H7		M-94R/H7		
	2008	V8/4.7L Late		94R ⁵⁷	625	MTZ-94R/H7	MTX-94R/H7	MTP-94R/H7		M-94R/H7		
	2008	V8/5.7L Early		94R	730	MTZ-94R/H7	MTX-94R/H7	MTP-94R/H7		M-94R/H7		
	2008	V8/5.7L Late		94R	625	MTZ-94R/H7	MTX-94R/H7	MTP-94R/H7		M-94R/H7		
	Powersports Vehículos Deportivos Sports Motorisés	Jeep • Compass										
2021-18		L4/2.4L	w/Start-Stop	47 ³³	600	MTZ-47/H5	MTX-47/H5					
2021-17		L4/2.4L	Aux for Start-Stop	400 ^{33,50}	200		MTX-AUX14					
2021-17		L4/2.4L	w/o Start-Stop	48	600	MTZ-48/H6	MTX-48/H6	MTP-48/H6	MT-48/H6	M-48/H6		
2017-07		L4/2.0L		86	525				MT-86			
2016-07		L4/2.4L		86	525				MT-86			
2017		L4/2.4L	w/Start-Stop	47 ³³	500	MTZ-47/H5	MTX-47/H5					
Reference Referencia Référence	Jeep • Gladiator											
	2021-20	V6/3.6L	Aux	400 ^{33,50}	200		MTX-AUX14					
	2021-20	V6/3.6L	Opt	94R ³³	700	MTZ-94R/H7	MTX-94R/H7					
	2021-20	V6/3.6L		48 ³³	650	MTZ-48/H6	MTX-48/H6					
Jeep • Grand Cherokee												
2021-18	V8/6.2L		94R ^{33,50}	700	MTZ-94R/H7	MTX-94R/H7						
2021-16	V6/3.6L	Aux for Start-Stop	400 ^{33,50}	200		MTX-AUX14						
2021-16	V6/3.6L	w/o Start-Stop	94R ^{33,50}	700	MTZ-94R/H7	MTX-94R/H7						
2021-16	V6/3.6L	w/Start-Stop	48 ^{33,50}	650	MTZ-48/H6	MTX-48/H6						

Model/Year	Engine	Options	Group Size	Rating (CCA/AH)	Platinum +	Platinum	Gold	Silver	M-Line	Other
					MTZ	MTX	MTP	MT	M	Alternate
Jeep • Grand Cherokee (continued)										
2021-15	V6/3.0L	Dsl	49 ^{33,50}	800	MTZ-49/H8	MTX-49/H8				
2021-13	V8/5.7L		94R ^{33,50}	700	MTZ-94R/H7	MTX-94R/H7				
2021-13	V8/6.4L		94R ^{33,50}	700	MTZ-94R/H7	MTX-94R/H7				
2015-13	V6/3.6L		94R ^{33,50}	700	MTZ-94R/H7	MTX-94R/H7				
2015-11	V6/3.6L	Opt	49 ^{33,50}	800	MTZ-49/H8	MTX-49/H8				
2013-12	V8/6.4L	Opt	49 ^{33,50}	800	MTZ-49/H8	MTX-49/H8				
2013-11	V6/3.6L	Opt	49 ^{33,50}	800	MTZ-49/H8	MTX-49/H8				
2013-11	V8/5.7L	Opt	49 ^{33,50}	800	MTZ-49/H8	MTX-49/H8				
2009-08	V6/3.0L	Dsl	49 ⁵⁷	850	MTZ-49/H8	MTX-49/H8		MT-49/H8	M-49/H8	
2009-08	V6/3.7L		94R ⁵⁷	730	MTZ-94R/H7	MTX-94R/H7	MTP-94R/H7		M-94R/H7	
2009-08	V6/3.7L	Opt	49 ⁵⁷	850	MTZ-49/H8	MTX-49/H8		MT-49/H8	M-49/H8	
2009-08	V8/4.7L		94R ⁵⁷	730	MTZ-94R/H7	MTX-94R/H7	MTP-94R/H7		M-94R/H7	
2009-08	V8/4.7L	Opt	49 ⁵⁷	850	MTZ-49/H8	MTX-49/H8		MT-49/H8	M-49/H8	
2009-08	V8/5.7L		94R ⁵⁷	730	MTZ-94R/H7	MTX-94R/H7	MTP-94R/H7		M-94R/H7	
2009-08	V8/5.7L	Opt	49 ⁵⁷	850	MTZ-49/H8	MTX-49/H8		MT-49/H8	M-49/H8	
2009-08	V8/6.1L		94R ⁵⁷	730	MTZ-94R/H7	MTX-94R/H7	MTP-94R/H7		M-94R/H7	
2009-08	V8/6.1L	Opt	49 ⁵⁷	850	MTZ-49/H8	MTX-49/H8		MT-49/H8	M-49/H8	
2006-05	V6/3.7L		94R	730	MTZ-94R/H7	MTX-94R/H7	MTP-94R/H7		M-94R/H7	
2006-05	V8/4.7L		94R	730	MTZ-94R/H7	MTX-94R/H7	MTP-94R/H7		M-94R/H7	
2006-05	V8/5.7L		94R	730	MTZ-94R/H7	MTX-94R/H7	MTP-94R/H7		M-94R/H7	
2004-99	L6/4.0L		65	625	MTZ-65	MTX-65	MTP-65	MT-65 ¹⁷	M-65	MTP-65HD
2004-99	V8/4.7L		65	625	MTZ-65	MTX-65	MTP-65	MT-65 ¹⁷	M-65	MTP-65HD
1998-93	L6/4.0L		34	600	MTZ-34	MTX-34	MTP-34	MT-34	M-34HC	
1998-93	V8/5.2L		34	600	MTZ-34	MTX-34	MTP-34	MT-34	M-34HC	
2020	V6/3.6L	Opt Auxiliary for Start-Stop	401 ^{33,50}	180		MTX-AUX12				
2015	V8/5.7L	Opt	49 ^{33,50}	800	MTZ-49/H8	MTX-49/H8				
2015	V8/6.4L	Opt	49 ^{33,50}	800	MTZ-49/H8	MTX-49/H8				
2014	V6/3.0L	Dsl	49	800	MTZ-49/H8	MTX-49/H8		MT-49/H8	M-49/H8	
2014	V8/5.7L	Opt	94R ^{33,50}	800	MTZ-94R/H7	MTX-94R/H7				
2014	V8/6.4L	Opt	94R ^{33,50}	800	MTZ-94R/H7	MTX-94R/H7				
2012	V6/3.6L	Standard Battery	94R ^{33,50}	800	MTZ-94R/H7	MTX-94R/H7				
2012	V8/5.7L	Standard Battery	94R ^{33,50}	800	MTZ-94R/H7	MTX-94R/H7				
2012	V8/6.4L	Standard Battery	94R ^{33,50}	800	MTZ-94R/H7	MTX-94R/H7				
2011	V6/3.6L		94R ^{33,50}	700	MTZ-94R/H7	MTX-94R/H7				
2011	V8/5.7L		94R ^{33,50}	700	MTZ-94R/H7	MTX-94R/H7				
2011	V8/5.7L		94R ^{33,50}	700	MTZ-94R/H7	MTX-94R/H7				
2010	V6/3.7L		94R	750	MTZ-94R/H7	MTX-94R/H7	MTP-94R/H7		M-94R/H7	
2010	V6/3.7L	Opt	49	850	MTZ-49/H8	MTX-49/H8		MT-49/H8	M-49/H8	
2010	V8/5.7L		94R	750	MTZ-94R/H7	MTX-94R/H7	MTP-94R/H7		M-94R/H7	
2010	V8/5.7L	Opt	49	850	MTZ-49/H8	MTX-49/H8		MT-49/H8	M-49/H8	
2010	V8/6.1L		94R	750	MTZ-94R/H7	MTX-94R/H7	MTP-94R/H7		M-94R/H7	
2010	V8/6.1L	Opt	49	850	MTZ-49/H8	MTX-49/H8		MT-49/H8	M-49/H8	
2007	V6/3.0L	Dsl	49	850	MTZ-49/H8	MTX-49/H8		MT-49/H8	M-49/H8	
2007	V6/3.7L	Opt	49	850	MTZ-49/H8	MTX-49/H8		MT-49/H8	M-49/H8	
2007	V6/3.7L		94R	750	MTZ-94R/H7	MTX-94R/H7	MTP-94R/H7		M-94R/H7	
2007	V8/4.7L	Opt	49	850	MTZ-49/H8	MTX-49/H8		MT-49/H8	M-49/H8	
2007	V8/4.7L		94R	750	MTZ-94R/H7	MTX-94R/H7	MTP-94R/H7		M-94R/H7	
2007	V8/5.7L	Can	94R	730	MTZ-94R/H7	MTX-94R/H7	MTP-94R/H7		M-94R/H7	
2007	V8/6.1L	US	94R	750	MTZ-94R/H7	MTX-94R/H7	MTP-94R/H7		M-94R/H7	
2006	V8/6.1L		94R	730	MTZ-94R/H7	MTX-94R/H7	MTP-94R/H7		M-94R/H7	
1998	V8/5.9L		34	600	MTZ-34	MTX-34	MTP-34	MT-34	M-34HC	
Jeep • Grand Wagoneer										
1991-90	V8/5.9L		58	500				MT-58	M-58HC	
1993	V8/5.2L		34	600	MTZ-34	MTX-34	MTP-34	MT-34	M-34HC	
Jeep • Liberty										
2012-03	V6/3.7L		34	600	MTZ-34	MTX-34	MTP-34	MT-34	M-34HC	
2006-05	L4/2.8L	Dsl	N/A ⁴⁵	800						
2005-03	L4/2.4L		34	600	MTZ-34	MTX-34	MTP-34	MT-34	M-34HC	
2002	L4/2.4L		86	525				MT-86		
2002	V6/3.7L		86	525				MT-86		
Jeep • Patriot										
2017-07	L4/2.0L		86	525				MT-86		
2017-07	L4/2.4L		86	525				MT-86		
Jeep • Renegade										
2021-20	L4/1.3L		48 ^{33,50}		MTZ-48/H6	MTX-48/H6				
2021-16	L4/2.4L		48	600	MTZ-48/H6	MTX-48/H6	MTP-48/H6	MT-48/H6	M-48/H6	
2018-17	L4/1.4L		47	500	MTZ-47/H5	MTX-47/H5		MT-47/H5	M-47/H5	
2016-15	L4/1.4L		48	600	MTZ-48/H6	MTX-48/H6	MTP-48/H6	MT-48/H6	M-48/H6	
2019	L4/1.3L		47	500	MTZ-47/H5	MTX-47/H5		MT-47/H5	M-47/H5	
2015	L4/2.4L	Can	48	600	MTZ-48/H6	MTX-48/H6	MTP-48/H6	MT-48/H6	M-48/H6	
2015	L4/2.4L	US	47	650	MTZ-47/H5	MTX-47/H5		MT-47/H5		

Automotive & Light Truck
Automotrices y Camiones Livianos
Automobile et Camionette

Heavy-Duty Truck
Camiones Para Servicio Pesado
Poids Lourd

Agriculture
Agricultura
Agriculture

Industrial
Industrial
Industrial

Lawn & Garden
Césped y Jardín
Jardin et Pelouse

Powersports
Vehículos Deportivos
Sports Motorisés

Reference
Referencia
Référence

For footnotes, see inside back cover. Notas al Pie de Página 468. Référence de Bas de Page 508.

	Model/ Year	Engine	Options	Group Size	Rating (CCA/AH)	Platinum +	Platinum	Gold	Silver	M-Line	Other	
						MTZ	MTX	MTP	MT	M	Alternate	
Automotive & Light Truck Automotrices y Camiones Livianos Automobile et Camionnette	Jeep • TJ											
	2006-05	L4/2.4L		34	600	MTZ-34	MTX-34	MTP-34	MT-34	M-34HC		
	2006-02	L6/4.0L		34	600	MTZ-34	MTX-34	MTP-34	MT-34	M-34HC		
	2001-97	L4/2.5L		34	500	MTZ-34	MTX-34	MTP-34	MT-34	M-34HC	M-34	
	2001-97	L6/4.0L		34	500	MTZ-34	MTX-34	MTP-34	MT-34	M-34HC	M-34	
	2003	L4/2.4L		34	600	MTZ-34	MTX-34	MTP-34	MT-34	M-34HC		
2002	L4/2.5L		34	600	MTZ-34	MTX-34	MTP-34	MT-34	M-34HC			
Heavy-Duty Truck Camiones Para Servicio Pesado Poids Lourds	Jeep • Wagoneer											
	1990	L6/4.0L		58	430				MT-58	M-58		
	1990	L6/4.0L	Opt	58	500				MT-58	M-58HC		
Agriculture Agrícola Agriculture	Jeep • Wrangler											
	2021-20	L4/2.0L	w/o Start-Stop	94R ^{33,50}	700	MTZ-94R/H7	MTX-94R/H7					
	2021-20	L4/2.0L	w/Start-Stop	48 ^{33,50}	650	MTZ-48/H6	MTX-48/H6					
	2021-20	V6/3.0L	w/o Start-Stop	94R ^{33,50}	700	MTZ-94R/H7	MTX-94R/H7					
	2021-20	V6/3.0L	w/Start-Stop	48 ^{33,50}	650	MTZ-48/H6	MTX-48/H6					
	2021-18	V6/3.6L	w/o Start-Stop	94R ^{33,50}	700	MTZ-94R/H7	MTX-94R/H7					
	2021-18	V6/3.6L	w/Start-Stop	48 ^{33,50}	650	MTZ-48/H6	MTX-48/H6					
	2019-18	L4/2.0L	Hybrid, w/o Start-Stop	94R ^{33,50}	700	MTZ-94R/H7	MTX-94R/H7					
	2019-18	L4/2.0L	Hybrid, w/Start-Stop	48 ^{33,50}	650	MTZ-48/H6	MTX-48/H6					
	2017-16	V6/3.6L	Opt	94R ^{33,50}	800	MTZ-94R/H7	MTX-94R/H7					
	2017-16	V6/3.6L		48	750		MTX-48/H6	MTP-48/H6				
	2015-12	V6/3.6L		48	640	MTZ-48/H6	MTX-48/H6	MTP-48/H6	MT-48/H6	M-48/H6		
	2011-10	V6/3.8L		34	600	MTZ-34	MTX-34	MTP-34	MT-34	M-34HC	MTP-78DT	
	2010-09	V6/3.8L	Opt	34	800	MTZ-34		MTP-34	MT-34			
	2006-03	L4/2.4L	Incl TJ	34	600	MTZ-34	MTX-34	MTP-34	MT-34	M-34HC	MTP-78DT	
	2006-02	L6/4.0L		34	600	MTZ-34	MTX-34	MTP-34	MT-34	M-34HC	MTP-78DT	
	2006-02	L6/4.0L	Incl TJ	34	600	MTZ-34	MTX-34	MTP-34	MT-34	M-34HC	MTP-78DT	
	2005-03	L4/2.4L		34	600	MTZ-34	MTX-34	MTP-34	MT-34	M-34HC	MTP-78DT	
	2001-98	L6/4.0L		34	500	MTZ-34	MTX-34	MTP-34	MT-34	M-34HC	M-34	
	2001-97	L4/2.5L		34	500	MTZ-34	MTX-34	MTP-34	MT-34	M-34HC	M-34	
	2001-97	L4/2.5L	Incl TJ	34	500	MTZ-34	MTX-34	MTP-34	MT-34	M-34HC	M-34	
	2001-97	L6/4.0L	Incl TJ	34	500	MTZ-34	MTX-34	MTP-34	MT-34	M-34HC	M-34	
	2000-97	L4/2.5L	Opt	34	600	MTZ-34	MTX-34	MTP-34	MT-34	M-34HC		
	2000-97	L6/4.0L	Opt	34	600	MTZ-34	MTX-34	MTP-34	MT-34	M-34HC		
	1995-91	L6/4.0L		58	430				MT-58	M-58		
	1995-91	L6/4.0L	Opt	58	500				MT-58	M-58HC		
	1995-90	L4/2.5L		58	430				MT-58	M-58		
1995-90	L4/2.5L	Opt	58	500				MT-58	M-58HC			
Lawn & Garden Césped y Jardín Jardin et Pelouse	2021	L4/2.0L	Aux, w/Start-Stop	401 ^{33,50}	180		MTX-AUX12					
	2021	V6/3.0L	Aux, w/Start-Stop	401 ^{33,50}	180		MTX-AUX12					
	2021	V6/3.6L	Aux, w/Start-Stop	401 ^{33,50}	180		MTX-AUX12					
	2020	L4/2.0L	Aux Battery, w/Start-Stop	400 ^{33,50}	200		MTX-AUX14					
	2020	L4/2.0L	Opt Auxiliary, w/Start-Stop	401 ^{33,50}	180		MTX-AUX12					
	2020	V6/3.0L	Aux Battery, w/Start-Stop	400 ^{33,50}	200		MTX-AUX14					
	2020	V6/3.0L	Dsl, Opt Auxiliary, w/Start-Stop	401 ^{33,50}	180		MTX-AUX12					
	2020	V6/3.6L	Aux Battery, w/Start-Stop	400 ^{33,50}	200		MTX-AUX14					
	2019	L4/2.0L	Hybrid Aux Battery, w/Start-Stop	400 ^{33,50}	200		MTX-AUX14					
	2019	L4/2.0L	Hybrid Opt Aux Battery, w/Start-Stop	401 ^{33,50}	180		MTX-AUX12					
Powersports Vehículos Deportivos Sports Motorisés	2019	V6/3.6L	Aux Battery	400 ^{33,50}	200		MTX-AUX14					
	2018	L4/2.0L	Aux Battery, w/Start-Stop	400 ^{33,50}	200		MTX-AUX14					
	2007	V6/3.8L		34	800	MTZ-34		MTP-34	MT-34			
	2002	L4/2.5L	Incl TJ	34	600	MTZ-34	MTX-34	MTP-34	MT-34	M-34HC	MTP-78DT	
	1990	L4/2.5L	YJ	55	420				MT-56			
	1990	L4/2.5L	YJ & Opt	56	450				MT-56			
	1990	L4/2.5L	YJ HD	56	500				MT-56			
	1990	L6/4.2L		58	430				MT-58	M-58		
	1990	L6/4.2L	Opt	58	500				MT-58	M-58HC		
	1990	L6/4.2L	YJ	55	420				MT-56			
1990	L6/4.2L	YJ & Opt	56	450				MT-56				
1990	L6/4.2L	YJ HD	56	500				MT-56				
Reference Referencia Référence	Jeep • Wrangler JK											
	2018	V6/3.6L		48	600	MTZ-48/H6	MTX-48/H6	MTP-48/H6	MT-48/H6	M-48/H6		
	Kia • Amanti											
	2009-07	V6/3.8L		124R	600			MTP-124R				
	2006-05	V6/3.5L		124R	600			MTP-124R				
2004	V6/3.5L		34R	600	MTZ-34R ^{5,6,7}							
Kia • Borrego												
2011-09	V6/3.8L		124R	600			MTP-124R					
2011-09	V8/4.6L		N/A ⁴⁵	900								

Model/ Year	Engine	Options	Group Size	Rating (CCA/AH)	Platinum +	Platinum	Gold	Silver	M-Line	Other
					MTZ	MTX	MTP	MT	M	Alternate
Kia • Cadenza										
2021-17	V6/3.3L		94R ³³	800	MTZ-94R/H7	MTX-94R/H7				
2016-14	V6/3.3L		124R	660			MTP-124R			
Kia • Carnival										
2022	V6/3.5L		94R ³³	800	MTZ-94R/H7	MTX-94R/H7				
Kia • EV6										
2022		Electric	47	550	MTZ-47/H5	MTX-47/H5		MT-47/H5	M-47/H5	
Kia • Forte										
2022-20	L4/1.6L		47	600	MTZ-47/H5	MTX-47/H5		MT-47/H5	M-47/H5	
2022-19	L4/2.0L		47 ³³	600	MTZ-47/H5	MTX-47/H5				
2018-17	L4/2.0L	AT	47 ³³	600	MTZ-47/H5	MTX-47/H5				
2018-17	L4/2.0L	Ex LX	48	640	MTZ-48/H6	MTX-48/H6	MTP-48/H6	MT-48/H6		
2018-17	L4/2.0L	MT	47	600	MTZ-47/H5	MTX-47/H5		MT-47/H5	M-47/H5	
2016-14	L4/1.8L		47	550	MTZ-47/H5	MTX-47/H5		MT-47/H5	M-47/H5	
2016-14	L4/2.0L		47	550	MTZ-47/H5	MTX-47/H5		MT-47/H5	M-47/H5	
2016-14	L4/2.0L		48	640	MTZ-48/H6	MTX-48/H6	MTP-48/H6	MT-48/H6		
2013-10	L4/2.0L		121R	550				MT-121R		
2013-10	L4/2.4L		121R	550				MT-121R		
2017	L4/2.0L	LX	47 ³³	N/A	MTZ-47/H5	MTX-47/H5				
2014	L4/2.0L		48	660	MTZ-48/H6	MTX-48/H6	MTP-48/H6			
Kia • Forte 5										
2016-14	L4/1.6L		47	550	MTZ-47/H5	MTX-47/H5		MT-47/H5	M-47/H5	
2016-14	L4/2.0L		48	640	MTZ-48/H6	MTX-48/H6	MTP-48/H6	MT-48/H6		
2013-12	L4/2.0L		121R	550				MT-121R		
2013-12	L4/2.4L		121R	550				MT-121R		
2017	L4/1.6L	Ex LX	47	550	MTZ-47/H5	MTX-47/H5		MT-47/H5	M-47/H5	
2017	L4/1.6L	LX	47 ³³	N/A	MTZ-47/H5	MTX-47/H5				
2017	L4/2.0L	Ex LX	48	640	MTZ-48/H6	MTX-48/H6	MTP-48/H6	MT-48/H6		
2017	L4/2.0L	LX	47 ³³	N/A	MTZ-47/H5	MTX-47/H5				
Kia • Forte Koup										
2017-14	L4/1.6L		47	600	MTZ-47/H5	MTX-47/H5		MT-47/H5	M-47/H5	
2016-14	L4/2.0L		48	640	MTZ-48/H6	MTX-48/H6	MTP-48/H6	MT-48/H6		
2015-14	L4/1.6L		121R	550				MT-121R		
2015-10	L4/2.0L		121R	550				MT-121R		
2013-10	L4/2.4L		121R	550				MT-121R		
Kia • Forte5										
2022-20	L4/1.6L		47	600	MTZ-47/H5	MTX-47/H5		MT-47/H5	M-47/H5	
2022-20	L4/2.0L		47 ³³	600	MTZ-47/H5	MTX-47/H5				
2018-17	L4/2.0L	AT	47 ³³	600	MTZ-47/H5	MTX-47/H5				
2018-17	L4/2.0L	MT	47	600	MTZ-47/H5	MTX-47/H5		MT-47/H5	M-47/H5	
Kia • K5										
2022-21	L4/1.6L		48 ³³	760		MTX-48/H6				
2022-21	L4/2.5L		48 ³³	760		MTX-48/H6				
Kia • K900										
2021-19	V6/3.3L		95R ³³	950		MTX-95R/H9				
2017-15	V6/3.8L		95R ³³	950		MTX-95R/H9				
2017-15	V8/5.0L		95R ³³	950		MTX-95R/H9				
Kia • Magentis										
2010-02	V6/2.7L		124R	600			MTP-124R			
2010-01	L4/2.4L		124R	600			MTP-124R			
2001	V6/2.5L		124R	600			MTP-124R			
Kia • Niro										
2022-17	L4/1.6L	Hybrid, Li-ion Only	N/A ^{33,45}							
2021-18		PHEV, EV	99	470						
Kia • Optima										
2020-19	L4/1.6L		48 ³³	760		MTX-48/H6				
2020-19	L4/2.4L		48 ³³	760		MTX-48/H6				
2020-17	L4/2.0L	Hybrid	48 ³³	760		MTX-48/H6				
2020-16	L4/2.0L		48 ³³	760		MTX-48/H6				
2018-16	L4/1.6L		94R ³³	800	MTZ-94R/H7	MTX-94R/H7				
2018-16	L4/2.4L		94R ³³	800	MTZ-94R/H7	MTX-94R/H7				
2015-14	L4/2.4L	Gas	48 ³³	760		MTX-48/H6				
2015-11	L4/2.0L		124R	600			MTP-124R			
2015-11	L4/2.4L	Hybrid	148 ^{45,50}	600			MTP-H6R			
2013-04	L4/2.4L	Ex Hybrid	124R	600			MTP-124R			
2010-02	V6/2.7L		124R	600			MTP-124R			
2003-01	L4/2.4L		47	600	MTZ-47/H5	MTX-47/H5		MT-47/H5	M-47/H5	
2001	V6/2.5L		47	600	MTZ-47/H5	MTX-47/H5		MT-47/H5	M-47/H5	
Kia • Rio										
2022-18	L4/1.6L		47 ³³	600	MTZ-47/H5	MTX-47/H5				
2017-14	L4/1.6L	w/o ISG	121R	550			MT-121R			
2017-13	L4/1.6L	w/ISG	48 ³³	760		MTX-48/H6				

Automotive & Light Truck
Automotrices y Camiones Livianos
Automobile et Camionnette

Heavy-Duty Truck
Camiones Para Servicio Pesado
Poids Lourd

Agriculture
Agrícola
Agriculture

Industrial
Industrial
Industrial

Lawn & Garden
Césped y Jardín
Jardin et Pelouse

Powersports
Vehículos Deportivos
Sports Motorisés

Reference
Referencia
Référence

	Model/ Year	Engine	Options	Group Size	Rating (CCA/AH)	Platinum +	Platinum	Gold	Silver	M-Line	Other	
						MTZ	MTX	MTP	MT	M	Alternate	
Automotive & Light Truck Automotrices y Camiones Livianos Automobile et Camionnette	Kia • Rio (continued)											
	2013-12	L4/1.6L		121R	550				MT-121R			
	2011-03	L4/1.6L		35	500		MTX-35	MTP-35	MT-35	M-35HC		
	2002-01	L4/1.5L		35	500		MTX-35	MTP-35	MT-35	M-35HC		
	2016	L4/1.6L	w/o ISG	121R	600				MT-121R			
Heavy-Duty Truck Camiones Para Servicio Pesado Poids Lour	Kia • Rio 5											
	2011-06	L4/1.6L		35	500		MTX-35	MTP-35	MT-35	M-35HC		
	Kia • Rondo											
	2017-14	L4/2.0L		124R	600			MTP-124R				
	2012-07	L4/2.4L		124R	600			MTP-124R				
	2012-07	V6/2.7L		124R	600			MTP-124R				
Agriculture Agrícola Agriculture	Kia • Sedona											
	2021-15	V6/3.3L	Non R-MDPS	124R	660				MTP-124R			
	2021-15	V6/3.3L	R-MDPS	49 ³³	850	MTZ-49/H8	MTX-49/H8					
	2012-11	V6/3.5L		124R	660				MTP-124R			
	2010-06	V6/3.8L		124R	600				MTP-124R			
	2005-03	V6/3.5L		24F	500	MTZ-34R ¹	MTX-24F	MTP-24F	MT-24F	M-24FHC	M-24	
	2014	V6/3.5L		124R	660				MTP-124R			
	2002	V6/3.5L		24F	600	MTZ-34R ¹	MTX-24F	MTP-24F	MT-24F	M-24FHC		
Agriculture Agrícola Agriculture	Kia • Seltos											
	2021	L4/1.6L		47 ³³	600	MTZ-47/H5	MTX-47/H5					
	2021	L4/2.0L		48 ³³	760		MTX-48/H6					
	Kia • Sephia											
	2001-95	L4/1.8L		90 ⁴⁵	450			MTP-90/T5				
	1997-94	L4/1.6L		56 ²³	450				MT-56			
Industrial Industrial Industriel	Kia • Sorento											
	2022-21	L4/1.6L	PHEV, HEV	47	650	MTZ-47/H5	MTX-47/H5			MT-47/H5		
	2022-21	L4/2.5L		48 ³³	760		MTX-48/H6					
	2020-16	L4/2.0L		94R ³³	800	MTZ-94R/H7	MTX-94R/H7					
	2020-16	L4/2.4L		94R ³³	800	MTZ-94R/H7	MTX-94R/H7					
	2020-16	V6/3.3L		94R ³³	800	MTZ-94R/H7	MTX-94R/H7					
	2015-14	V6/3.3L		124R	660			MTP-124R				
	2013-11	L4/2.4L		124R	700			MTP-124R				
	2013-11	V6/3.5L		124R	700			MTP-124R				
	2009-08	V6/3.3L		124	600				MT-124			
	2009-07	V6/3.8L		124	600				MT-124			
	2006-03	V6/3.5L		124	600				MT-124			
	2015	L4/2.4L		124R	660			MTP-124R				
	2014	L4/2.4L		124R	600			MTP-124R				
Lawn & Garden Césped y Jardín Jardin et Pelouse	Kia • Soul											
	2022-21	L4/1.6L	TC, w/ ISG	48 ³³	760		MTX-48/H6					
	2022-20	L4/2.0L	w/ISG	48 ³³	760		MTX-48/H6					
	2022-20	L4/2.0L	w/o ISG	47 ³³	600	MTZ-47/H5	MTX-47/H5					
	2019-17	L4/1.6L	AT	47 ³³	600	MTZ-47/H5	MTX-47/H5					
	2019-17	L4/1.6L	MT or Turbo	121R	600					MT-121R		
	2019-16	L4/2.0L		48 ³³	760		MTX-48/H6					
	2016-13	L4/1.6L	w/ISG	48 ³³	760		MTX-48/H6					
	2016-13	L4/1.6L	w/o ISG	121R	550					MT-121R		
	2016-13	L4/2.0L	w/ISG	48 ³³	760		MTX-48/H6					
	2015-10	L4/2.0L	w/o ISG	121R	550					MT-121R		
	2012-10	L4/1.6L		121R	550					MT-121R		
	2012-10	L4/1.6L	w/o ISG	121R	410					MT-121R		
	2017	L4/1.6L	w/ISG or Turbo	48 ³³	760		MTX-48/H6					
2017	L4/1.6L	w/o ISG and Turbo	121R	550					MT-121R			
2016	L4/1.6L	w/o ISG	121R	600					MT-121R			
2016	L4/2.0L	w/o ISG	121R	600					MT-121R			
Powersports Vehículos Deportivos Sports Motorisés	Kia • Soul EV											
	2019-18		Electric	121R	600					MT-121R		
	2017-15		Electric	121R	600					MT-121R		
	Kia • Spectra											
	2009-04	L4/2.0L		121R ⁶	540				MT-121R			
	2003-00	L4/1.8L		90 ⁶	450			MTP-90/T5				
	2004	L4/1.8L		121R ⁶	540				MT-121R			
Reference Referencia Référence	Kia • Spectra 5											
	2009-05	L4/2.0L		121R ⁶	540				MT-121R			
	Kia • Sportage											
	2022-17	L4/2.0L		48	640	MTZ-48/H6	MTX-48/H6	MTP-48/H6	MT-48/H6			
	2022-17	L4/2.4L		48	640	MTZ-48/H6	MTX-48/H6	MTP-48/H6	MT-48/H6			
	2016-11	L4/2.4L		124R	600			MTP-124R				
2016-05	L4/2.0L		124R	600			MTP-124R					
2010-05	V6/2.7L		124R	600			MTP-124R					

Model/ Year	Engine	Options	Group Size	Rating (CCA/AH)	Platinum +	Platinum	Gold	Silver	M-Line	Other
					MTZ	MTX	MTP	MT	M	Alternate
Kia • Sportage (continued)										
2001-00	L4/2.0L	From VIN 5593488	86 ⁷	540			MTP-86	MT-86		
1998-95	L4/2.0L	To VIN 5593487	58 ⁶	470				MT-58	M-58HC	
2002	L4/2.0L	From VIN 5593488	86	540			MTP-86	MT-86		
2000	L4/2.0L	To 5/16/2000	58 ⁷	470				MT-58	M-58HC	
1999	L4/2.0L		58 ⁷	470				MT-58	M-58HC	
1999	L4/2.0L	From VIN 5593488	86	540			MTP-86	MT-86		
Kia • Stinger										
2022-18	V6/3.3L		49 ³³	850	MTZ-49/H8	MTX-49/H8				
2021-18	L4/2.0L		94R ³³	800	MTZ-94R/H7	MTX-94R/H7				
2022	L4/2.5L		94R ³³	850	MTZ-94R/H7	MTX-94R/H7				
Kia • Telluride										
2022-20	V6/3.8L		94R ³³	800	MTZ-94R/H7	MTX-94R/H7				
Lamborghini • Aventador										
2012	V12/6.5L		49 ⁵⁴	800	MTZ-49/H8	MTX-49/H8		MT-49/H8	M-49/H8	
Lamborghini • Diablo										
2001-00	V12/6.0L		34R ⁵⁰	700	MTZ-34R ^{5,6,7}					
2000-91	V12/5.7L		34R ⁵⁰	700	MTZ-34R ^{5,6,7}					
1990	V12/5.7L		34R ⁵⁴	700	MTZ-34R ^{5,6,7}					
Lamborghini • Gallardo										
2012-09	V10/5.2L		49 ⁵⁰	800	MTZ-49/H8	MTX-49/H8		MT-49/H8	M-49/H8	
2009-08	V10/5.0L		49 ⁵⁰	800	MTZ-49/H8	MTX-49/H8		MT-49/H8	M-49/H8	
2007-04	V10/5.0L		34 ⁵⁰	700						
Lamborghini • Murcielago										
2010-08	V12/6.5L		49 ⁵⁰	800	MTZ-49/H8	MTX-49/H8		MT-49/H8	M-49/H8	
2007-06	V12/6.5L		34R ⁵⁰	700	MTZ-34R ^{5,6,7}					
2007-01	V12/6.2L		34R ⁵⁰	700	MTZ-34R ^{5,6,7}					
Land Rover • Defender 110										
2023-20	L4/2.0L		49 ^{33,50,54}	850	MTZ-49/H8	MTX-49/H8				
2022-20	L6/3.0L	Hybrid	49 ^{33,50,54}	850	MTZ-49/H8	MTX-49/H8				
2022	V8/5.0L		49 ^{33,50,54}	850	MTZ-49/H8	MTX-49/H8				
1993	V8/3.9L		24	600	MTZ-34 ¹		MTP-24	MT-24	M-24HC	
1993	V8/3.9L		29H ⁹	600						29H-VHD
Land Rover • Defender 90										
2023-22	V8/5.0L		49 ^{33,50,54}	850	MTZ-49/H8	MTX-49/H8				
2023-21	L4/2.0L		49 ^{33,50,54}	850	MTZ-49/H8	MTX-49/H8				
2023-21	L6/3.0L	Hybrid	49 ^{33,50,54}	850	MTZ-49/H8	MTX-49/H8				
1995-94	V8/3.9L		24 ⁹	600	MTZ-34 ¹		MTP-24	MT-24	M-24HC	
1995-94	V8/3.9L		29H ⁹	600						29H-VHD
1997	V8/4.0L		24 ⁹	600	MTZ-34 ¹		MTP-24	MT-24	M-24HC	
1997	V8/4.0L		29H ⁹	600						29H-VHD
Land Rover • Discovery										
2023-21	L4/2.0L	Hybrid	49 ^{33,50,54}	850	MTZ-49/H8	MTX-49/H8				
2022-21	V6/3.0L	Hybrid	49 ^{33,50,54}	850	MTZ-49/H8	MTX-49/H8				
2020-17	V6/3.0L	Dsl	49 ^{33,50,54}	850	MTZ-49/H8	MTX-49/H8				
2020-17	V6/3.0L		49 ^{33,50,54}	850	MTZ-49/H8	MTX-49/H8				
2004-03	V8/4.6L		34 ^{9,1B}	700	MTZ-34	MTX-34	MTP-34	MT-34		
2002-99	V8/4.0L		24 ⁹	600	MTZ-34 ¹		MTP-24	MT-24	M-24HC	
1998-96	V8/4.0L	LJ Ser 1, Use L/R adapter	34 ⁹	600	MTZ-34	MTX-34	MTP-34	MT-34	M-34HC	
1995-94	V8/3.9L		34	600	MTZ-34	MTX-34	MTP-34	MT-34	M-34HC	
2003	V8/4.6L		24 ⁹	590	MTZ-34 ¹		MTP-24	MT-24	M-24HC	
Land Rover • Discovery Sport										
2023-15	L4/2.0L		94R ^{33,50,54}	850	MTZ-94R/H7	MTX-94R/H7				
2023-15	L4/2.0L	Aux Battery	N/A ³³	N/A						
Land Rover • Freelander										
2005-04	V6/2.5L		47	480	MTZ-47/H5	MTX-47/H5		MT-47/H5	M-47/H5	
2005-02	V6/2.5L		48	680	MTZ-48/H6	MTX-48/H6	MTP-48/H6			
2003-02	V6/2.5L		91	690						
Land Rover • LR2										
2015-13	L4/2.0L		94R	720	MTZ-94R/H7	MTX-94R/H7	MTP-94R/H7		M-94R/H7	
2012-08	L6/3.2L		94R	720	MTZ-94R/H7	MTX-94R/H7	MTP-94R/H7		M-94R/H7	
Land Rover • LR3										
2009-07	V6/4.0L		94R	700	MTZ-94R/H7	MTX-94R/H7	MTP-94R/H7		M-94R/H7	
2009-05	V6/4.0L		49	720	MTZ-49/H8	MTX-49/H8	MTP-49/H8	MT-49/H8	M-49/H8	
2009-05	V8/4.4L		49	720	MTZ-49/H8	MTX-49/H8	MTP-49/H8	MT-49/H8	M-49/H8	
2009-05	V8/4.4L		94R	700	MTZ-94R/H7	MTX-94R/H7	MTP-94R/H7		M-94R/H7	
Land Rover • LR4										
2016-14	V6/3.0L		94R	720	MTZ-94R/H7	MTX-94R/H7	MTP-94R/H7		M-94R/H7	
2013-10	V8/5.0L		94R	720	MTZ-94R/H7	MTX-94R/H7	MTP-94R/H7		M-94R/H7	

	Model/ Year	Engine	Options	Group Size	Rating (CCA/AH)	Platinum +	Platinum	Gold	Silver	M-Line	Other	
						MTZ	MTX	MTP	MT	M	Alternate	
Automotive & Light Truck Automotrices y Camiones Livianos Automobile et Camionnette	Land Rover • Range Rover											
	2022-13	V8/5.0L		49 ^{33,50,54}	850	MTZ-49/H8	MTX-49/H8					
	2022-13	V8/5.0L	Aux for Start-Stop	403 ^{33,45,50,54}	200							
	2021-20	L4/2.0L		49 ^{33,50,54}	850	MTZ-49/H8	MTX-49/H8					
	2021-20	L4/2.0L	Aux for Start-Stop	403 ^{33,45,50,54}	200							
	2021-20	V6/3.0L		49 ^{33,50,54}	850	MTZ-49/H8	MTX-49/H8					
	2021-20	V6/3.0L	Aux for Start-Stop	403 ^{33,45,50,54}	200							
	2021-16	V6/3.0L	Dsl	49 ³³	760	MTZ-49/H8	MTX-49/H8					
	2021-16	V6/3.0L	Dsl, Aux for Start-Stop	403 ^{33,45,50,54}	200							
	2021-16	V6/3.0L	Dsl, Cold Climate	49 ^{33,50,54}	850	MTZ-49/H8	MTX-49/H8					
	2019-14	V6/3.0L		49 ^{33,50,54}	850	MTZ-49/H8	MTX-49/H8					
	2019-14	V6/3.0L	Aux for Start-Stop	403 ^{33,45,50,54}	200							
	2012-10	V8/5.0L	Aux Battery	48 ⁴⁵	500	MTZ-48/H6	MTX-48/H6	MTP-48/H6				
	2009-07	V8/4.2L		49	800	MTZ-49/H8	MTX-49/H8		MT-49/H8	M-49/H8		
	2009-07	V8/4.4L		49	800	MTZ-49/H8	MTX-49/H8		MT-49/H8	M-49/H8		
2009-06	V8/4.2L	Aux Battery	N/A ⁴⁵	500								
2009-06	V8/4.2L	Can only	49	720	MTZ-49/H8	MTX-49/H8	MTP-49/H8	MT-49/H8	M-49/H8			
2009-06	V8/4.2L	US (to VIN CA361271)	49	720	MTZ-49/H8	MTX-49/H8	MTP-49/H8	MT-49/H8	M-49/H8			
2009-06	V8/4.4L	Can only	49	720	MTZ-49/H8	MTX-49/H8	MTP-49/H8	MT-49/H8	M-49/H8			
2009-06	V8/4.4L	US (to VIN CA361271)	49	720	MTZ-49/H8	MTX-49/H8	MTP-49/H8	MT-49/H8	M-49/H8			
2009-03	V8/4.4L	Aux Battery	N/A ⁴⁵	500								
2006-03	V8/4.4L		95R	850		MTX-95R/H9	MTP-95R/H9					
2005-03	V8/4.4L		93	800				MT-93/T8				
2002-99	V8/4.6L		30H	900						29H-VHD		
2002-99	V8/4.6L	Bosch IGN from VIN XA410482	31A ⁹	600						31P-VHD		
2000-99	V8/4.0L		30H	900						29H-VHD		
2000-99	V8/4.0L	Bosch IGN from VIN XA410482	31A ⁹	600						31P-VHD		
1999-95	V8/4.0L	GEM-IGN to XA410481	29H ⁹	600						29H-VHD		
1998-96	V8/4.6L		31A	660						31P-LHD		
1998-95	V8/4.0L		30H	825						29H-VHD		
1995-94	V8/4.2L	Classic I	34 ⁹	600	MTZ-34	MTX-34	MTP-34	MT-34	M-34HC			
1994-93	V8/4.2L	Can	24 ⁹	900								
1994-93	V8/4.2L	US	24 ⁹	600	MTZ-34 ¹		MTP-24	MT-24	M-24HC			
1994-90	V8/3.9L	Can	24 ⁹	900								
1994-90	V8/3.9L	Classic	34 ⁹	600	MTZ-34	MTX-34	MTP-34	MT-34	M-34HC			
1994-89	V8/3.9L	US	24 ⁹	600	MTZ-34 ¹		MTP-24	MT-24	M-24HC			
2012	V8/5.0L		49 ^{33,54}	850	MTZ-49/H8	MTX-49/H8						
2012	V8/5.0L		49 ³³	850	MTZ-49/H8	MTX-49/H8						
2011	V8/5.0L	Opt up to VIN BA346442	49 ³³	900	MTZ-49/H8	MTX-49/H8						
2011	V8/5.0L	Up to VIN BA346442	49	720	MTZ-49/H8	MTX-49/H8	MTP-49/H8	MT-49/H8	M-49/H8			
2011	V8/5.0L	VIN BA346443 to BA349790	49 ³³	900	MTZ-49/H8	MTX-49/H8						
2011	V8/5.0L	VIN BA349791 up	49 ^{33,54}	850	MTZ-49/H8	MTX-49/H8						
2010	V8/5.0L	Opt on VIN AA309295 up	49	900	MTZ-49/H8	MTX-49/H8						
2006	V8/4.2L		95R	850		MTX-95R/H9	MTP-95R/H9					
1995	V8/3.9L		30H	825						29H-VHD		
1995	V8/4.2L		24 ⁹	600	MTZ-34 ¹		MTP-24	MT-24	M-24HC			
Lawn & Garden Césped y Jardín Jardin et Pelouse	Land Rover • Range Rover Evoque											
	2023-19	L4/2.0L		94R ^{33,50,54}	850	MTZ-94R/H7	MTX-94R/H7					
	2023-14	L4/2.0L	Aux Battery	403 ^{33,45,50,54}	200							
	2018-14	L4/2.0L		94R ³³	800	MTZ-94R/H7	MTX-94R/H7					
	2013-12	L4/2.0L		94R	80 Ah	MTZ-94R/H7	MTX-94R/H7	MTP-94R/H7				
Powersports Vehículos Deportivos Sports Motorisés	Land Rover • Range Rover Sport											
	2022-19	V6/3.0L	Hybrid	49 ^{33,50,54}	850	MTZ-49/H8	MTX-49/H8					
	2022-19	V6/3.0L	Hybrid, Aux Battery	403 ^{33,50}	14 Ah							
	2017-16	V6/3.0L	Dsl	49 ^{33,50,54}	760	MTZ-49/H8	MTX-49/H8					
	2017-16	V6/3.0L	Dsl, Aux for Start-Stop	N/A ^{33,45,50,54}	200							
	2017-16	V6/3.0L	Dsl, Ex Cold Climate	49 ^{33,50,54}	850	MTZ-49/H8	MTX-49/H8					
	2017-14	V6/3.0L		49 ^{33,50,54}	850	MTZ-49/H8	MTX-49/H8					
	2017-14	V6/3.0L	Aux for Start-Stop	N/A ^{33,45,50,54}	200							
	2017-14	V8/5.0L		49 ^{33,50,54}	850	MTZ-49/H8	MTX-49/H8					
	2017-14	V8/5.0L	Aux for Start-Stop	N/A ^{33,45,50,54}	200							
	2016-15	V6/3.0L		49 ³³	900	MTZ-49/H8	MTX-49/H8					
	2016-15	V8/5.0L		49 ³³	900	MTZ-49/H8	MTX-49/H8					
	2015-10	V8/5.0L		94R	720	MTZ-94R/H7	MTX-94R/H7	MTP-94R/H7		M-94R/H7		
	2013-10	V8/5.0L		94R	700	MTZ-94R/H7	MTX-94R/H7	MTP-94R/H7		M-94R/H7		
	2009-06	V8/4.2L		49	720	MTZ-49/H8	MTX-49/H8	MTP-49/H8	MT-49/H8	M-49/H8		
2009-06	V8/4.2L		94R	700	MTZ-94R/H7	MTX-94R/H7	MTP-94R/H7		M-94R/H7			
2009-06	V8/4.4L		49	720	MTZ-49/H8	MTX-49/H8	MTP-49/H8	MT-49/H8	M-49/H8			
2009-06	V8/4.4L		94R	700	MTZ-94R/H7	MTX-94R/H7	MTP-94R/H7		M-94R/H7			
2016	V6/3.0L	Dsl	49 ³³	900	MTZ-49/H8	MTX-49/H8						
2016	V8/5.0L		49 ³³	N/A	MTZ-49/H8	MTX-49/H8						
2015	V6/3.0L		94R	720	MTZ-94R/H7	MTX-94R/H7	MTP-94R/H7		M-94R/H7			
2014	V6/3.0L	Primary Battery	49 ³³	900	MTZ-49/H8	MTX-49/H8						
2014	V8/5.0L	Primary Battery	49 ³³	900	MTZ-49/H8	MTX-49/H8						
Reference Referencia Référence												

Model/Year	Engine	Options	Group Size	Rating (CCA/AH)	Platinum +	Platinum	Gold	Silver	M-Line	Other
					MTZ	MTX	MTP	MT	M	Alternate
Land Rover • Velar										
2023-22	L4/2.0L	Cold Climate	49 ^{33,50,54}	900	MTZ-49/H8	MTX-49/H8				
2023-22	L4/2.0L	Ex Cold Climate	94R ^{33,50,54}	850	MTZ-94R/H7	MTX-94R/H7				
2023-22	V6/3.0L	Cold Climate	49 ^{33,50,54}	900	MTZ-49/H8	MTX-49/H8				
2023-22	V6/3.0L	Ex Cold Climate	94R ^{33,50,54}	850	MTZ-94R/H7	MTX-94R/H7				
Lexus • CT200h										
2017-11	L4/1.8L	Hybrid	S46B24R ^{33,45,50,55}	325		MTX-46B24R				
Lexus • ES250										
2023-21	L4/2.5L		48	600	MTZ-48/H6	MTX-48/H6	MTP-48/H6	MT-48/H6	M-48/H6	
1991-90	V6/2.5L		35	360		MTX-35	MTP-35	MT-35	M-35	M-35HC
Lexus • ES300										
2003-92	V6/3.0L		35	360		MTX-35	MTP-35	MT-35	M-35	M-35HC
2003-92	V6/3.0L	Opt	24F	585	MTZ-34R ¹	MTX-24F	MTP-24F	MT-24F	M-24FHC	
Lexus • ES300h										
2023-19	V6/3.0L		47	560						
2018-13	L4/2.5L	Hybrid	S65D26R ^{33,45,50,61}	450						
2018-13	L4/2.5L	Hybrid	S65D26R ^{33,45,50,61}	450						
Lexus • ES330										
2006-04	V6/3.3L		24F	585	MTZ-34R ¹	MTX-24F	MTP-24F	MT-24F	M-24FHC	
Lexus • ES350										
2022-19	V6/3.5L		48	600	MTZ-48/H6	MTX-48/H6	MTP-48/H6	MT-48/H6	M-48/H6	
2018-07	V6/3.5L		24F	585	MTZ-34R ¹	MTX-24F	MTP-24F	MT-24F	M-24FHC	
2016	V6/3.5L		24F	580	MTZ-34R ¹	MTX-24F	MTP-24F	MT-24F	M-24FHC	
Lexus • GS F										
2020-16	V8/5.0L		24	585	MTZ-34 ¹		MTP-24	MT-24		
Lexus • GS200t										
2017-16	L4/2.0L		24	585	MTZ-34 ¹		MTP-24	MT-24	M-24HC	
Lexus • GS300										
2019-18	L4/2.0L		24	70 Ah	MTZ-34 ¹		MTP-24	MT-24		
2005-98	L6/3.0L		24	585	MTZ-34 ¹		MTP-24	MT-24	M-24HC	
1997-93	L6/3.0L		24F	585	MTZ-34R ¹	MTX-24F	MTP-24F	MT-24F	M-24FHC	
2006	V6/3.0L		24	585	MTZ-34 ¹		MTP-24	MT-24	M-24HC	
Lexus • GS350										
2020-18	V6/3.5L		24	70 Ah	MTZ-34 ¹		MTP-24	MT-24		
2017-13	V6/3.5L		24	585	MTZ-34 ¹		MTP-24	MT-24	M-24HC	
2016-15	V6/3.5L		24	580	MTZ-34 ¹		MTP-24	MT-24	M-24HC	
2011-07	V6/3.5L		24	585	MTZ-34 ¹		MTP-24	MT-24	M-24HC	
Lexus • GS400										
2000-98	V8/4.0L		24	585	MTZ-34 ¹		MTP-24	MT-24	M-24HC	
Lexus • GS430										
2007-01	V8/4.3L		24	585	MTZ-34 ¹		MTP-24	MT-24	M-24HC	
Lexus • GS450h										
2018-16	V6/3.5L	Hybrid	S65D26L ^{33,45,50,61}	360						
2015-13	V6/3.5L	Hybrid	S65D26L ^{33,45,50,61}	360						
Lexus • GS460										
2011-08	V8/4.6L		24	585	MTZ-34 ¹		MTP-24	MT-24	M-24HC	
Lexus • GX460										
2023-10	V8/4.6L		24F	585	MTZ-34R ¹	MTX-24F	MTP-24F	MT-24F	M-24FHC	
Lexus • GX470										
2009-03	V8/4.7L		27F	710	MTZ-34R ¹	MTX-24F	MTP-27F		M-27F	
Lexus • HS250h										
2012-10	L4/2.4L	Hybrid	S55D23R ^{33,45,50,55,61}	360						
Lexus • IS F										
2014-08	V8/5.0L		24	585	MTZ-34 ¹		MTP-24	MT-24	M-24HC	
Lexus • IS200t										
2017-16	L4/2.0L		24	585	MTZ-34 ¹		MTP-24	MT-24	M-24HC	
Lexus • IS250										
2015-06	V6/2.5L		24	585	MTZ-34 ¹		MTP-24	MT-24	M-24HC	
Lexus • IS300										
2023-18	L4/2.0L		24	585	MTZ-34 ¹		MTP-24	MT-24	M-24HC	
2023-16	V6/3.5L		24	585	MTZ-34 ¹		MTP-24	MT-24	M-24HC	
2005-03	V6/3.5L		24	585	MTZ-34 ¹		MTP-24	MT-24	M-24HC	
2005-01	L6/3.0L		24	585	MTZ-34 ¹		MTP-24	MT-24	M-24HC	

Automotive & Light Truck
Automotrices y Camiones Livianos
Automobile et Camionette

Heavy-Duty Truck
Camiones Para Servicio Pesado
Poids Lourd

Agriculture
Agricultura
Agriculture

Industrial
Industrial
Industrial

Lawn & Garden
Césped y Jardín
Jardin et Pelouse

Powersports
Vehículos Deportivos
Sports Motorises

Reference
Referencia
Référence

	Model/ Year	Engine	Options	Group Size	Rating (CCA/AH)	Platinum +	Platinum	Gold	Silver	M-Line	Other	
						MTZ	MTX	MTP	MT	M	Alternate	
Automotive & Light Truck Automotrices y Camiones Livianos Automobile et Camionnette	Lexus • IS350											
	2023-06	V6/3.5L		24	585	MTZ-34 ¹		MTP-24	MT-24	M-24HC		
	Lexus • IS500											
	2022	V8/5.0L		24	585	MTZ-34 ¹		MTP-24	MT-24	M-24HC		
	Lexus • LC500											
	2023-18	V8/5.0L		48 ⁵⁰	70 Ah	MTZ-48/H6	MTX-48/H6	MTP-48/H6				
2023-18	V8/5.0L	Cold Climate	94R ⁵⁰	80 Ah	MTZ-94R/H7	MTX-94R/H7	MTP-94R/H7					
Lexus • LC500h												
2023-18	V6/3.5L	Hybrid	48 ⁵⁰	690	MTZ-48/H6	MTX-48/H6	MTP-48/H6					
Lexus • LFA												
2012	V10/4.8L		S75D31R 33,45,50,55,61	450								
Lexus • LS400												
2000-95	V8/4.0L		24F	585	MTZ-34R ¹	MTX-24F	MTP-24F	MT-24F	M-24FHC			
1994-90	V8/4.0L		27F	580	MTZ-34R ¹	MTX-24F	MTP-27F		M-27F			
Lexus • LS430												
2006-01	V8/4.3L		24F	585	MTZ-34R ¹	MTX-24F	MTP-24F	MT-24F	M-24FHC			
Lexus • LS460												
2017-15	V8/4.6L	w/o PTC Heater	24	585	MTZ-34 ¹		MTP-24	MT-24	M-24HC			
2017-13	V8/4.6L	w/PTC Heater	27	660	MTZ-34 ¹			MT-27	M-27			
2014-07	V8/4.6L		24	585	MTZ-34 ¹		MTP-24	MT-24	M-24HC			
2014-07	V8/4.6L	Cold Weather Pkg	27	710	MTZ-34 ¹			MT-27	M-27			
2016	V8/4.6L	Cold Climate Pkg	27	680	MTZ-34 ¹			MT-27	M-27			
2015	V8/4.6L	w/o PTC Heater	24	580	MTZ-34 ¹		MTP-24	MT-24	M-24HC			
Lexus • LS500												
2023-18	V6/3.5L	Ex Executive, Luxury, F Sport Plus Pkg	48 ⁵⁰	605	MTZ-48/H6	MTX-48/H6	MTP-48/H6	MT-48/H6	M-48/H6			
2023-18	V6/3.5L	Executive, Luxury, F Sport Plus Pkg	49 ⁵⁰	795	MTZ-49/H8	MTX-49/H8	MTP-49/H8 ⁴⁸	MT-49/H8	M-49/H8			
2023-18	V6/3.5L	Opt F Sport Interior Upgrade Pkg	94R ⁵⁰	690	MTZ-94R/H7	MTX-94R/H7	MTP-94R/H7		M-94R/H7			
Lexus • LS500h												
2023-18	V6/3.5L	Hybrid, Ex Executive Pkg	48 ⁵⁰	605	MTZ-48/H6	MTX-48/H6	MTP-48/H6	MT-48/H6	M-48/H6			
2023-18	V6/3.5L	Hybrid, Opt or Executive Pkg	49 ⁵⁰	795	MTZ-49/H8	MTX-49/H8	MTP-49/H8 ⁴⁸	MT-49/H8	M-49/H8			
Lexus • LS600h												
2016-08	V8/5.0L	Hybrid	S75D31L 33,45,50,55,61	450								
2016	V8/5.0L	Hybrid	S75D31L 33,45,50,61	450								
Lexus • LX450												
1997-96	L6/4.5L		27F	625	MTZ-34R ¹	MTX-24F	MTP-27F		M-27F			
Lexus • LX470												
2007-03	V8/4.7L		27F	710	MTZ-34R ¹	MTX-24F	MTP-27F		M-27F			
2001-98	V8/4.7L		27F	650	MTZ-34R ¹	MTX-24F	MTP-27F		M-27F			
2002	V8/4.7L		27F	585	MTZ-34R ¹	MTX-24F	MTP-27F		M-27F			
Lexus • LX570												
2021-13	V8/5.7L		27F	710	MTZ-34R ¹	MTX-24F	MTP-27F		M-27F			
2011-08	V8/5.7L		27F	710	MTZ-34R ¹	MTX-24F	MTP-27F		M-27F			
Lexus • LX600												
2023-22	V6/3.5L		94R ⁵⁹	775								
Lexus • NX200t												
2017-15	L4/2.0L		24F	580	MTZ-34R ¹	MTX-24F	MTP-24F	MT-24F	M-24FHC			
Lexus • NX250												
2023-22	L4/2.5L	EFB	48 ⁵⁹	600		MTX-48/H6-EFB						
Lexus • NX300												
2019-18	L4/2.0L		24F	580	MTZ-34R ¹	MTX-24F	MTP-24F	MT-24F	M-24FHC			
Lexus • NX300h												
2021-15	L4/2.5L	Hybrid	47 ⁵⁰	460	MTZ-47/H5	MTX-47/H5		MT-47/H5	M-47/H5			
Lexus • NX350												
2023-22	L4/2.4L	EFB	48 ⁵⁹	600		MTX-48/H6-EFB						
Lexus • NX350h												
2023-22	L4/2.5L	Hybrid	47 ⁵⁰	345								
Lexus • RC F												
2023-15	V8/5.0L		148	595			MTP-H6R					
Lexus • RC200t												
2017-16	L4/2.0L		24	585	MTZ-34 ¹		MTP-24	MT-24	M-24HC			
Lexus • RC300												
2023-18	L4/2.0L		24	585	MTZ-34 ¹		MTP-24	MT-24	M-24HC			
2023-16	V6/3.5L		24	585	MTZ-34 ¹		MTP-24	MT-24	M-24HC			
2016	V6/3.5L		24	580	MTZ-34 ¹		MTP-24	MT-24	M-24HC			

Model/Year	Engine	Options	Group Size	Rating (CCA/AH)	Platinum +		Gold	Silver	M-Line	Other
					MTZ	MTX	MTP	MT	M	Alternate
Lexus • RC350										
2023-15	V6/3.5L		24	585	MTZ-34 ¹		MTP-24	MT-24	M-24HC	
Lexus • RX300										
2003-99	V6/3.0L		24F	585	MTZ-34R ¹	MTX-24F	MTP-24F	MT-24F	M-24FHC	
Lexus • RX330										
2006-04	V6/3.3L		24F	585	MTZ-34R ¹	MTX-24F	MTP-24F	MT-24F	M-24FHC	
Lexus • RX350										
2022-16	V6/3.5L		24F	585	MTZ-34R ¹	MTX-24F	MTP-24F	MT-24F	M-24FHC	
2014-07	V6/3.5L		24F	585	MTZ-34R ¹	MTX-24F	MTP-24F	MT-24F	M-24FHC	
2023	L4/2.4L		48 ⁵⁹	600		MTX-48/H6-EFB				
2015	V6/3.5L		24F ⁵⁵	585	MTZ-34R ¹	MTX-24F	MTP-24F	MT-24F	M-24FHC	
Lexus • RX350L										
2022-18	V6/3.5L		24F	585	MTZ-34R ¹	MTX-24F	MTP-24F	MT-24F	M-24FHC	
Lexus • RX400h										
2008-06	V6/3.3L	Hybrid	51R	435		MTX-51R		MT-51R		
Lexus • RX450h										
2022-16	V6/3.5L	Hybrid		47 ^{33,50,55}	460	MTZ-47/H5	MTX-47/H5			
2015-10	V6/3.5L	Hybrid		S55D23L	360					
				33,45,50,55,61						
Lexus • RX450hL										
2022-18	V6/3.5L	Hybrid		S55D23L	360					
				33,45,50,55,61						
Lexus • RX500h										
2023	L4/2.5L	Hybrid	48	600		MTX-48/H6	MTP-48/H6	MT-48/H6	M-48/H6	
Lexus • SC300										
2000-97	L6/3.0L		24F	585	MTZ-34R ¹	MTX-24F	MTP-24F	MT-24F	M-24FHC	
1996-92	L6/3.0L		27F	450	MTZ-34R ¹	MTX-24F	MTP-27F		M-27F	
Lexus • SC400										
2000-93	V8/4.0L		27F	625	MTZ-34R ¹	MTX-24F	MTP-27F		M-27F	
1992	V8/4.0L		27F	450	MTZ-34R ¹	MTX-24F	MTP-27F		M-27F	
1992	V8/4.0L	Opt	27F	625	MTZ-34R ¹	MTX-24F	MTP-27F		M-27F	
Lexus • SC430										
2010-03	V8/4.3L		48	585	MTZ-48/H6	MTX-48/H6	MTP-48/H6	MT-48/H6	M-48/H6	
2002	V8/4.3L		48	625	MTZ-48/H6	MTX-48/H6	MTP-48/H6			
Lexus • UX200										
2022-19	L4/2.0L		48	590	MTZ-48/H6	MTX-48/H6	MTP-48/H6	MT-48/H6	M-48/H6	
Lexus • UX250h										
2023-19	L4/2.0L	Hybrid	140R ⁵⁰	285			MTP-H4			
Lincoln • Aviator										
2023-20	V6/3.0L	Aux	N/A ^{33,45,50}	100 Ah						
2023-20	V6/3.0L		94R ^{33,50}	800	MTZ-94R/H7	MTX-94R/H7				
2022-20	V6/3.0L	Opt	49 ^{33,50}	850	MTZ-49/H8	MTX-49/H8				
2005-03	V8/4.6L		65	650	MTZ-65	MTX-65	MTP-65	MT-65 ¹⁷	M-65	MTP-65HD
Lincoln • Blackwood										
2002	V8/5.4L		65	650	MTZ-65	MTX-65	MTP-65	MT-65 ¹⁷	M-65	MTP-65HD
Lincoln • Continental										
2020-19	V6/2.7L		94R ³³	800	MTZ-94R/H7	MTX-94R/H7				
2020-19	V6/3.0L		94R ³³	800	MTZ-94R/H7	MTX-94R/H7				
2020-19	V6/3.7L	Livery	94R ³³	800	MTZ-94R/H7	MTX-94R/H7				
2020-19	V6/3.7L	Non Livery	48 ³³	760		MTX-48/H6				
2018-17	V6/2.7L		94R	730	MTZ-94R/H7	MTX-94R/H7	MTP-94R/H7		M-94R/H7	
2018-17	V6/3.0L		94R	730	MTZ-94R/H7	MTX-94R/H7	MTP-94R/H7		M-94R/H7	
2018-17	V6/3.7L	Livery	94R	730	MTZ-94R/H7	MTX-94R/H7	MTP-94R/H7		M-94R/H7	
2018-17	V6/3.7L	Non Livery	48	610	MTZ-48/H6	MTX-48/H6	MTP-48/H6	MT-48/H6	M-48/H6	
2002-97	V8/4.6L		65	750	MTZ-65	MTX-65	MTP-65	MT-65 ¹⁷	M-65HC	MTP-65HD
1996-95	V8/4.6L		65	850	MTZ-65 ¹⁷	MTX-65 ¹⁷	MTP-65HD	MT-65 ¹⁷	M-65HC	MTP-65 ¹⁷
1994-90	V6/3.8L		65	650	MTZ-65	MTX-65	MTP-65	MT-65 ¹⁷	M-65	MTP-65HD
1993-90	V6/3.8L	w/HWS	65	850	MTZ-65 ¹⁷	MTX-65 ¹⁷	MTP-65HD	MT-65 ¹⁷	M-65HC	MTP-65 ¹⁷
1994	V6/3.8L	Opt	65	850	MTZ-65 ¹⁷	MTX-65 ¹⁷	MTP-65HD	MT-65 ¹⁷	M-65HC	MTP-65 ¹⁷
Lincoln • Corsair										
2023-21	L4/2.5L		48 ³³	760		MTX-48/H6				
2023-20	L4/2.0L		94R ³³	800	MTZ-94R/H7	MTX-94R/H7				
2022-20	L4/2.3L		94R ³³	800	MTZ-94R/H7	MTX-94R/H7				
Lincoln • LS										
2006-00	V8/3.9L		66 ⁵⁰	650				MT-66		
2005-01	V6/3.0L	Opt	66 ⁵⁰	750				MT-66		
2005-01	V8/3.9L	Opt	66 ⁵⁰	750				MT-66		
2005-00	V6/3.0L		66 ⁵⁰	650				MT-66		

Automotive & Light Truck
Automotrices y Camiones Livianos
Automobile et Camionette

Heavy-Duty Truck
Camiones Para Servicio Pesado
Poids Lourd

Agriculture
Agrícola
Agriculture

Industrial
Industrial
Industrial

Lawn & Garden
Césped y Jardín
Jardin et Pelouse

Powersports
Vehículos Deportivos
Sports Motorises

Reference
Referencia
Référence

Model/ Year	Engine	Options	Group Size	Rating (CCA/AH)	Platinum +	Platinum	Gold	Silver	M-Line	Other
					MTZ	MTX	MTP	MT	M	Alternate
Lincoln • Mark LT										
2008-06	V8/5.4L		59	540				MT-59		
2008-06	V8/5.4L	Opt	65	650	MTZ-65	MTX-65	MTP-65	MT-65 ¹⁷	M-65	MTP-65HD
Lincoln • Mark VII										
1992-90	V8/5.0L		65	850	MTZ-65 ¹⁷	MTX-65 ¹⁷	MTP-65HD	MT-65 ¹⁷	M-65HC	MTP-65 ¹⁷
Lincoln • Mark VIII										
1998-97	V8/4.6L	Opt	65	750	MTZ-65	MTX-65	MTP-65	MT-65 ¹⁷	M-65HC	MTP-65HD
1998-93	V8/4.6L	US	65	650	MTZ-65	MTX-65	MTP-65	MT-65 ¹⁷	M-65	MTP-65HD
1996-93	V8/4.6L	HD or Can	65	850	MTZ-65 ¹⁷	MTX-65 ¹⁷	MTP-65HD	MT-65 ¹⁷	M-65HC	MTP-65 ¹⁷
Lincoln • MKC										
2019-17	L4/2.0L	w/o Start-Stop	48	610	MTZ-48/H6	MTX-48/H6	MTP-48/H6	MT-48/H6	M-48/H6	
2019-17	L4/2.0L	w/Start-Stop	48 ³³	760		MTX-48/H6				
2019-15	L4/2.3L		48	610	MTZ-48/H6	MTX-48/H6	MTP-48/H6	MT-48/H6	M-48/H6	
2016-15	L4/2.0L		48	610	MTZ-48/H6	MTX-48/H6	MTP-48/H6	MT-48/H6	M-48/H6	
Lincoln • MKS										
2016-10	V6/3.5L		65	650	MTZ-65	MTX-65	MTP-65	MT-65 ¹⁷	M-65	MTP-65HD
2016-09	V6/3.7L		65	650	MTZ-65	MTX-65	MTP-65	MT-65 ¹⁷	M-65	MTP-65HD
Lincoln • MKT										
2019-13	V6/3.5L		65	750	MTZ-65	MTX-65	MTP-65	MT-65 ¹⁷	M-65HC	MTP-65HD
2019-13	V6/3.7L		65	750	MTZ-65	MTX-65	MTP-65	MT-65 ¹⁷	M-65HC	MTP-65HD
2016-13	L4/2.0L		65	650	MTZ-65	MTX-65	MTP-65	MT-65 ¹⁷	M-65	MTP-65HD
2012-10	V6/3.5L		65	650	MTZ-65	MTX-65	MTP-65	MT-65 ¹⁷	M-65	MTP-65HD
2012-10	V6/3.5L	Opt	65	750	MTZ-65	MTX-65	MTP-65	MT-65 ¹⁷	M-65HC	MTP-65HD
2012-10	V6/3.7L	Opt	65	750	MTZ-65	MTX-65	MTP-65	MT-65 ¹⁷	M-65HC	MTP-65HD
Lincoln • MKX										
2018-17	V6/2.7L	w/o Start-Stop	94R	730	MTZ-94R/H7	MTX-94R/H7	MTP-94R/H7		M-94R/H7	
2018-17	V6/2.7L	w/Start-Stop	94R ³³	800	MTZ-94R/H7	MTX-94R/H7				
2018-17	V6/3.7L		94R ³³	800	MTZ-94R/H7	MTX-94R/H7				
2015-11	V6/3.7L		65	650	MTZ-65	MTX-65	MTP-65	MT-65 ¹⁷	M-65	MTP-65HD
2010-07	V6/3.5L		36R	650				MT-36R		
2016	V6/2.7L		94R	730	MTZ-94R/H7	MTX-94R/H7	MTP-94R/H7		M-94R/H7	
2016	V6/3.7L		94R	730	MTZ-94R/H7	MTX-94R/H7	MTP-94R/H7		M-94R/H7	
Lincoln • MKZ										
2020-19	L4/2.0L	Gas	94R ³³	800	MTZ-94R/H7	MTX-94R/H7				
2020-19	V6/3.0L		94R ³³	800	MTZ-94R/H7	MTX-94R/H7				
2020-17	L4/2.0L	Hybrid	90 ⁵⁰	590			MTP-90/T5			
2018-17	L4/2.0L	Gas	94R	730	MTZ-94R/H7	MTX-94R/H7	MTP-94R/H7		M-94R/H7	
2018-17	L4/2.0L	Start-Stop	94R ³³	800	MTZ-94R/H7	MTX-94R/H7				
2018-17	V6/3.0L		94R	730	MTZ-94R/H7	MTX-94R/H7	MTP-94R/H7		M-94R/H7	
2016-13	L4/2.0L	Gas	90	590			MTP-90/T5			
2016-13	V6/3.7L		90	590			MTP-90/T5			
2015-13	L4/2.0L	Hybrid	67R ⁵⁰	390			MTP-67R			
2014-13	L4/2.0L	Ex Hybrid	96R	500			MTP-96R			
2012-11	L4/2.5L	Hybrid	67R	390			MTP-67R			
2012-10	V6/3.5L		96R	500			MTP-96R			
2009-07	V6/3.5L		96R	590			MTP-96R			
2016	L4/2.0L	Hybrid	48 ^{33,50}	760		MTX-48/H6				
2013	L4/2.0L	Opt	96R	590			MTP-96R			
Lincoln • Nautilus										
2023-19	L4/2.0L		94R ³³	800	MTZ-94R/H7	MTX-94R/H7				
2023-19	V6/2.7L		94R ³³	800	MTZ-94R/H7	MTX-94R/H7				
Lincoln • Navigator										
2023-22	V6/3.5L		94R ³³	800	MTZ-94R/H7	MTX-94R/H7				
2021-18	V6/3.5L		49 ³³	850	MTZ-49/H8	MTX-49/H8				
2017-15	V6/3.5L		65	750	MTZ-65	MTX-65	MTP-65	MT-65 ¹⁷	M-65HC	MTP-65HD
2013-07	V8/5.4L	Climate seats	65	750	MTZ-65	MTX-65	MTP-65	MT-65 ¹⁷	M-65HC	MTP-65HD
2013-07	V8/5.4L	w/o Heated Seats	65	650	MTZ-65	MTX-65	MTP-65	MT-65 ¹⁷	M-65	MTP-65HD
2006-98	V8/5.4L		65	650	MTZ-65	MTX-65	MTP-65	MT-65 ¹⁷	M-65	MTP-65HD
2006-98	V8/5.4L	Can & Opt	65	750	MTZ-65	MTX-65	MTP-65	MT-65 ¹⁷	M-65HC	MTP-65HD
2014	V8/5.4L		65	750	MTZ-65	MTX-65	MTP-65	MT-65 ¹⁷	M-65HC	MTP-65HD
Lincoln • Town Car										
2011-06	V8/4.6L	HD & Long Wheel Base	65	750	MTZ-65	MTX-65	MTP-65	MT-65 ¹⁷	M-65HC	MTP-65HD
2011-06	V8/4.6L	Short Wheel Base	65	650	MTZ-65	MTX-65	MTP-65	MT-65 ¹⁷	M-65	MTP-65HD
2005-99	V8/4.6L	Limo, HD	65	750	MTZ-65	MTX-65	MTP-65	MT-65 ¹⁷	M-65HC	MTP-65HD
2005-97	V8/4.6L	Ex Limo	65	650	MTZ-65	MTX-65	MTP-65	MT-65 ¹⁷	M-65	MTP-65HD
1998-97	V8/4.6L	Limo, HD	65	850	MTZ-65 ¹⁷	MTX-65 ¹⁷	MTP-65HD	MT-65 ¹⁷	M-65HC	MTP-65 ¹⁷
1996-95	V8/4.6L	Ex HWS or Limo	65	650	MTZ-65	MTX-65	MTP-65	MT-65 ¹⁷	M-65	MTP-65HD
1996-95	V8/4.6L	HWS or HD, Limo	65	850	MTZ-65 ¹⁷	MTX-65 ¹⁷	MTP-65HD	MT-65 ¹⁷	M-65HC	MTP-65 ¹⁷
1994-91	V8/4.6L	Ex HWS	65	650	MTZ-65	MTX-65	MTP-65	MT-65 ¹⁷	M-65	MTP-65HD
1994-91	V8/4.6L	w/HWS	65	850	MTZ-65 ¹⁷	MTX-65 ¹⁷	MTP-65HD	MT-65 ¹⁷	M-65HC	MTP-65 ¹⁷
1990	V8/5.0L	Ex HWS	65	650	MTZ-65	MTX-65	MTP-65	MT-65 ¹⁷	M-65	MTP-65HD
1990	V8/5.0L	w/HWS	65	850	MTZ-65 ¹⁷	MTX-65 ¹⁷	MTP-65HD	MT-65 ¹⁷	M-65HC	MTP-65 ¹⁷

Model/Year	Engine	Options	Group Size	Rating (CCA/AH)	Platinum +	Platinum	Gold	Silver	M-Line	Other
					MTZ	MTX	MTP	MT	M	Alternate
Lincoln • Zephyr										
2006	V6/3.0L		40R	590				MT-40R		
Lotus • Elise										
2009-08	L4/1.8L		47 ⁵⁰	520	MTZ-47/H5	MTX-47/H5		MT-47/H5	M-47/H5	
2007-05	L4/1.8L		26R	550				MT-26R		
Lotus • Exige										
2009-08	L4/1.8L		48 ⁵⁰	600	MTZ-48/H6	MTX-48/H6	MTP-48/H6	MT-48/H6	M-48/H6	
2007-06	L4/1.8L		26R	550				MT-26R		
Maserati • Coupe										
2007-03	V8/4.2L	Coupe	48 ^{50,54}	785						
Maserati • Ghibli										
2019-14	V6/3.0L		49 ^{33,50,54}	95 Ah	MTZ-49/H8	MTX-49/H8				
Maserati • GranSport										
2007-05	V8/4.2L	Coupe	48 ^{50,54}	785						
Maserati • GranTurismo										
2019-14	V8/4.7L		49 ^{33,50,54}	95 Ah	MTZ-49/H8	MTX-49/H8				
2013-09	V8/4.7L		48 ^{50,54}	600	MTZ-48/H6	MTX-48/H6	MTP-48/H6	MT-48/H6	M-48/H6	
2011-08	V8/4.2L		48 ^{50,54}	600	MTZ-48/H6	MTX-48/H6	MTP-48/H6	MT-48/H6	M-48/H6	
Maserati • Levante										
2019-17	V6/3.0L		49 ^{33,50,54}	95 Ah	MTZ-49/H8	MTX-49/H8				
2019	V8/3.8L		49 ^{33,50,54}	95 Ah	MTZ-49/H8	MTX-49/H8				
Maserati • Quattroporte										
2019-14	V6/3.0L		49 ^{33,50,54}	95 Ah	MTZ-49/H8	MTX-49/H8				
2019-14	V8/3.8L		49 ^{33,50,54}	95 Ah	MTZ-49/H8	MTX-49/H8				
2013-09	V8/4.7L		49 ^{50,54}	850	MTZ-49/H8	MTX-49/H8		MT-49/H8	M-49/H8	
2011-08	V8/4.2L		48 ^{50,54}	600	MTZ-48/H6	MTX-48/H6	MTP-48/H6	MT-48/H6	M-48/H6	
2007-04	V8/4.2L		48 ^{50,54}	785						
Maserati • Spyder										
2006-02	V8/4.2L		48 ^{50,54}	80 Ah						
Maybach • 57										
2012-06	V12/6.0L	Opt	49 ^{33,50,54}	950	MTZ-49/H8 ⁴⁸	MTX-49/H8 ⁴⁸				
2012-03	V12/5.5L		49 ³³	850	MTZ-49/H8	MTX-49/H8				
2012-03	V12/5.5L	Opt	49 ^{33,50,54}	950	MTZ-49/H8 ⁴⁸	MTX-49/H8 ⁴⁸				
Maybach • 62										
2012-07	V12/6.0L		49 ³³	850	MTZ-49/H8	MTX-49/H8				
2012-07	V12/6.0L	Opt	49 ^{33,50,54}	950	MTZ-49/H8 ⁴⁸	MTX-49/H8 ⁴⁸				
2012-03	V12/5.5L		49 ³³	850	MTZ-49/H8	MTX-49/H8				
2012-03	V12/5.5L	Opt	49 ^{33,50,54}	950	MTZ-49/H8 ⁴⁸	MTX-49/H8 ⁴⁸				
Mazda • 2										
2014-11	L4/1.5L		21R	350		MTX-35	MTP-35	MT-35	M-35	
2014-11	L4/1.5L	Can or Cold Climate Pkg	35	525		MTX-35	MTP-35	MT-35	M-35HC	
Mazda • 3										
2022-19	L4/2.0L	Japan Production, w/o iELOOP	35	520		MTX-35	MTP-35	MT-35	M-35HC	
2022-19	L4/2.0L	Mexico Production	47	520	MTZ-47/H5	MTX-47/H5		MT-47/H5		
2022-19	L4/2.5L	Japan Production, w/o iELOOP	35	520		MTX-35	MTP-35	MT-35	M-35HC	
2022-19	L4/2.5L	Mexico Production	47	520	MTZ-47/H5	MTX-47/H5		MT-47/H5		
2018-15	L4/2.0L	Ex i-ELOOP	35	520		MTX-35	MTP-35	MT-35	M-35HC	
2018-15	L4/2.0L	i-ELOOP	35(Q85) ^{45,59}	520						
2018-15	L4/2.5L	Ex i-ELOOP	35	520		MTX-35	MTP-35	MT-35	M-35HC	
2018-15	L4/2.5L	i-ELOOP	35(Q85) ^{45,59}	520						
2014-12	L4/2.0L	SKYACTIV	35	525		MTX-35	MTP-35	MT-35	M-35HC	
2014-11	L4/2.0L		21R	350		MTX-35	MTP-35	MT-35	M-35	
2014-11	L4/2.0L	Can & Cold Climate	35	525		MTX-35	MTP-35	MT-35	M-35HC	
2014-11	L4/2.5L		21R	350		MTX-35	MTP-35	MT-35	M-35	
2014-11	L4/2.5L	Can & Cold Climate	35	525		MTX-35	MTP-35	MT-35	M-35HC	
2013-11	L4/2.3L		35	525		MTX-35	MTP-35	MT-35	M-35HC	
2010-08	L4/2.0L	AT	35	355		MTX-35	MTP-35	MT-35	M-35	M-35HC
2010-08	L4/2.0L	MT	26R	310				MT-26R	M-26R	
2010-08	L4/2.3L	AT	35	355		MTX-35	MTP-35	MT-35	M-35	M-35HC
2010-08	L4/2.3L	MT	26R	310				MT-26R	M-26R	
2009-07	L4/2.3L	Mazdaspeed	35	360		MTX-35	MTP-35	MT-35	M-35	M-35HC
2008-04	L4/2.0L	Cold Climate Pkg	24F ⁹	585	MTZ-34R ¹	MTX-24F	MTP-24F	MT-24F	M-24FHC	
2008-04	L4/2.3L	Cold Climate Pkg	24F ⁹	585	MTZ-34R ¹	MTX-24F	MTP-24F	MT-24F	M-24FHC	
2006-04	L4/2.0L	AT	35	550		MTX-35	MTP-35	MT-35	M-35HC	
2006-04	L4/2.0L	MT	26R ⁹	520				MT-26R		
2006-04	L4/2.3L		35	550		MTX-35	MTP-35	MT-35	M-35HC	
2010	L4/2.5L		26R	306				MT-26R	M-26R	
2010	L4/2.5L	AT	35	355		MTX-35	MTP-35	MT-35	M-35	M-35HC
2010	L4/2.5L	MT	26R	310				MT-26R	M-26R	
2007	L4/2.0L		35	355		MTX-35	MTP-35	MT-35	M-35	M-35HC

Automotive & Light Truck
Automotrices y Camiones Livianos
Automobile et Camionette

Heavy-Duty Truck
Camiones Para Servicio Pesado
Poids Lourd

Agriculture
Agricultura
Agriculture

Industrial
Industrial
Industrial

Lawn & Garden
Césped y Jardín
Jardin et Pelouse

Powersports
Vehículos Deportivos
Sports Motorisés

Reference
Referencia
Référence

	Model/ Year	Engine	Options	Group Size	Rating (CCA/AH)	Platinum +	Platinum	Gold	Silver	M-Line	Other	
						MTZ	MTX	MTP	MT	M	Alternate	
Automotive & Light Truck Automotrices y Camiones Livianos Automobile et Camionnette	Mazda • 3 (continued)											
	2007	L4/2.0L	AT	35	550		MTX-35	MTP-35	MT-35	M-35HC		
	2007	L4/2.3L		35	355		MTX-35	MTP-35	MT-35	M-35	M-35HC	
	2007	L4/2.3L	AT	35	550		MTX-35	MTP-35	MT-35	M-35HC		
	Mazda • 3 Sport											
	2021-19	L4/2.0L	Japan Production	35	520		MTX-35	MTP-35	MT-35	M-35HC		
	2021-19	L4/2.0L	Mexico Production	47	520	MTZ-47/H5	MTX-47/H5		MT-47/H5			
	2021-19	L4/2.5L	Japan Production	35	520		MTX-35	MTP-35	MT-35	M-35HC		
	2021-19	L4/2.5L	Mexico Production	47	520	MTZ-47/H5	MTX-47/H5		MT-47/H5			
	2018-15	L4/2.0L	Ex i-ELOOP	35	520		MTX-35	MTP-35	MT-35	M-35HC		
	2018-15	L4/2.0L	i-ELOOP	35(Q85) ^{45,59}	520							
	2018-15	L4/2.5L	Ex i-ELOOP	35	520		MTX-35	MTP-35	MT-35	M-35HC		
	2018-15	L4/2.5L	i-ELOOP	35(Q85) ^{45,59}	520							
	2014-11	L4/2.0L		21R	350		MTX-35	MTP-35	MT-35	M-35		
	2014-11	L4/2.5L		21R	350		MTX-35	MTP-35	MT-35	M-35		
	2013-12	L4/2.0L	Cold Climate Pkg	35	525		MTX-35	MTP-35	MT-35	M-35HC		
	2013-12	L4/2.5L	Cold Climate Pkg	35	525		MTX-35	MTP-35	MT-35	M-35HC		
	2010-09	L4/2.0L	AT	35	355		MTX-35	MTP-35	MT-35	M-35	M-35HC	
	2010-09	L4/2.0L	MT	26R	310				MT-26R	M-26R		
	2014	L4/2.0L	Can & Cold Climate	35	525		MTX-35	MTP-35	MT-35	M-35HC		
	2014	L4/2.5L	Can & Cold Climate	35	525		MTX-35	MTP-35	MT-35	M-35HC		
	2011	L4/2.0L	Can & Cold Climate	35	525		MTX-35	MTP-35	MT-35	M-35HC		
	2011	L4/2.5L	Can & Cold Climate	35	525		MTX-35	MTP-35	MT-35	M-35HC		
	2010	L4/2.5L	AT	35	355		MTX-35	MTP-35	MT-35	M-35	M-35HC	
	2010	L4/2.5L	MT	26R	310				MT-26R	M-26R		
	Mazda • 323											
	1995-91	L4/1.6L		35	350		MTX-35	MTP-35	MT-35	M-35	M-35HC	
	1994-93	L4/1.8L		21R	310		MTX-35	MTP-35	MT-35	M-35		
	1994-93	L4/1.8L	Opt	35	350		MTX-35	MTP-35	MT-35	M-35	M-35HC	
	1991-90	L4/1.8L	Ex Calif	35	350		MTX-35	MTP-35	MT-35	M-35	M-35HC	
	1991	L4/1.6L	Opt	21R	310		MTX-35	MTP-35	MT-35	M-35		
	1991	L4/1.8L	Calif or HD	21R	310		MTX-35	MTP-35	MT-35	M-35		
	1990	L4/1.6L		21R	310		MTX-35	MTP-35	MT-35	M-35		
	1990	L4/1.6L	Opt	35	360		MTX-35	MTP-35	MT-35	M-35	M-35HC	
	1990	L4/1.8L	Calif	21R	310		MTX-35	MTP-35	MT-35	M-35		
	1990	L4/1.8L	Opt	35	360		MTX-35	MTP-35	MT-35	M-35	M-35HC	
	Mazda • 5											
	2017-12	L4/2.5L	AT	35	550		MTX-35	MTP-35	MT-35	M-35HC		
	2017-12	L4/2.5L	MT	26R	540				MT-26R			
	2008-06	L4/2.3L		35	550		MTX-35	MTP-35	MT-35	M-35HC		
	2012	L4/2.5L	Cold Climate Pkg	35	520		MTX-35	MTP-35	MT-35	M-35HC		
	2010	L4/2.3L	AT	35	550		MTX-35	MTP-35	MT-35	M-35HC		
	2010	L4/2.3L	MT	26R	540				MT-26R			
	2009	L4/2.3L	AT	35	355		MTX-35	MTP-35	MT-35	M-35	M-35HC	
	2009	L4/2.3L	MT	26R	310				MT-26R	M-26R		
	Mazda • 6											
	2021-19	L4/2.5L		35	520		MTX-35	MTP-35	MT-35	M-35HC		
	2018-14	L4/2.5L	Ex i-ELOOP	35	520		MTX-35	MTP-35	MT-35	M-35HC		
	2018-14	L4/2.5L	i-ELOOP	35(Q85) ^{45,59}	520							
	2013-09	L4/2.5L		96R	590			MTP-96R				
	2013-09	V6/3.7L		96R	590			MTP-96R				
	2008-03	L4/2.3L		40R	590				MT-40R			
	2008-03	V6/3.0L		40R	590				MT-40R			
	2007-06	L4/2.3L	Ex Mazdaspeed	40R	585				MT-40R			
	2007-06	L4/2.3L	Mazdaspeed	35	550		MTX-35	MTP-35	MT-35	M-35HC		
	Mazda • 626											
	2002-98	L4/2.0L		36R	580				MT-36R			
	2002-98	V6/2.5L		36R	580				MT-36R			
	1997-93	L4/2.0L		58R	580				MT-58R			
	1997-93	V6/2.5L		58R	580				MT-58R			
	1992-91	L4/2.2L	Cold Climate Pkg	35	350		MTX-35	MTP-35	MT-35	M-35	M-35HC	
	1992-90	L4/2.2L		21R	310		MTX-35	MTP-35	MT-35	M-35		
	1990	L4/2.2L	Opt	35	350		MTX-35	MTP-35	MT-35	M-35	M-35HC	
	Mazda • 929											
	1995-92	V6/3.0L	US	35	350		MTX-35	MTP-35	MT-35	M-35	M-35HC	
	1995-90	V6/3.0L	Can & Opt	24F	585	MTZ-34R ¹	MTX-24F	MTP-24F	MT-24F	M-24FHC		
	1993-92	V6/3.0L	Serenia, US	35	350		MTX-35	MTP-35	MT-35	M-35	M-35HC	
	1991-90	V6/3.0L		21R	310		MTX-35	MTP-35	MT-35	M-35		
	1991	V6/3.0L	US	21R	310		MTX-35	MTP-35	MT-35	M-35		
	Mazda • B2200											
	1993-90	L4/2.2L		21	310				MT-25	M-25		
	1990	L4/2.2L	Opt	24	490	MTZ-34 ¹		MTP-24	MT-24	M-24HC	MTP-75DT ¹⁰	

Model/Year	Engine	Options	Group Size	Rating (CCA/AH)	Platinum +	Platinum	Gold	Silver	M-Line	Other
					MTZ	MTX	MTP	MT	M	Alternate
Mazda • B2300										
2010-97	L4/2.3L		59	540				MT-59		
1997-94	L4/2.3L	Opt	65	540	MTZ-65	MTX-65	MTP-65	MT-65 ¹⁷	M-65	MTP-65HD
1996-94	L4/2.3L		58	540				MT-58		
Mazda • B2500										
2001-98	L4/2.5L		59	540				MT-59		
Mazda • B2600										
1993-91	L4/2.6L	Can & Opt	24	585	MTZ-34 ¹		MTP-24	MT-24	M-24HC	MTP-78DT ^{1B}
1993-90	L4/2.6L	US	21	310				MT-25	M-25	
1990	L4/2.6L		21	310				MT-25	M-25	
1990	L4/2.6L	Opt	24	585	MTZ-34 ¹		MTP-24	MT-24	M-24HC	MTP-78DT ^{1B}
Mazda • B3000										
2008-98	V6/3.0L		59	540				MT-59		
1997-94	V6/3.0L		58	540				MT-58		
Mazda • B4000										
2010-98	V6/4.0L		59	540				MT-59		
1997-94	V6/4.0L		65	650	MTZ-65	MTX-65	MTP-65	MT-65 ¹⁷	M-65	MTP-65HD
Mazda • CX-3										
2021-16	L4/2.0L		35	520		MTX-35	MTP-35	MT-35	M-35HC	
Mazda • CX-30										
2022-20	L4/2.5L		47	520		MTX-47/H5 ⁴⁸		MT-47/H5 ⁴⁸		
Mazda • CX-5										
2022-14	L4/2.5L	Gas	35	520		MTX-35	MTP-35	MT-35	M-35HC	
2016-13	L4/2.0L	Gas	35	520		MTX-35	MTP-35	MT-35	M-35HC	
2016-13	L4/2.2L	Dsl	27F	710			MTP-27F		M-27F ⁴⁸	
Mazda • CX-50										
2023-22	L4/2.5L	w/I-Stop, EFB	48 ⁵⁹	720		MTX-47/H5-EFB				
2023-22	L4/2.5L	w/o I-Stop	47	520		MTX-47/H5 ⁴⁸		MT-47/H5 ⁴⁸		
Mazda • CX-7										
2012-11	L4/2.3L	Can & Opt	24F	585	MTZ-34R ¹	MTX-24F	MTP-24F	MT-24F	M-24FHC	
2012-10	L4/2.3L	US	35	525		MTX-35	MTP-35	MT-35	M-35HC	
2012-10	L4/2.5L		35	550		MTX-35	MTP-35	MT-35	M-35HC	
2009-07	L4/2.3L		35	360		MTX-35	MTP-35	MT-35	M-35	M-35HC
Mazda • CX-9										
2022-16	L4/2.5L		35	520		MTX-35	MTP-35	MT-35	M-35HC	
2015-08	V6/3.7L		24F	585	MTZ-34R ¹	MTX-24F	MTP-24F	MT-24F	M-24FHC	
2007	V6/3.5L		24F	585	MTZ-34R ¹	MTX-24F	MTP-24F	MT-24F	M-24FHC	
Mazda • Miata										
2005-94	L4/1.8L		46A24L ⁵⁰	320				MT-MX-5		
1993-90	L4/1.6L		46A24L ⁵⁰	320				MT-MX-5		
Mazda • Millenia										
2002-95	V6/2.3L	Opt	24F	585	MTZ-34R ¹	MTX-24F	MTP-24F	MT-24F	M-24FHC	
2002-01	V6/2.3L		35	520		MTX-35	MTP-35	MT-35	M-35HC	
2002-01	V6/2.5L		35	360		MTX-35	MTP-35	MT-35	M-35	M-35HC
2002-01	V6/2.5L	Opt	24F	490	MTZ-34R ¹	MTX-24F	MTP-24F	MT-24F	M-24FHC	M-24
2000-95	V6/2.3L		35	490		MTX-35	MTP-35	MT-35	M-35HC	
2000-95	V6/2.5L		35	350		MTX-35	MTP-35	MT-35	M-35	M-35HC
2000-95	V6/2.5L	Opt	35	490		MTX-35	MTP-35	MT-35	M-35HC	
2002	V6/2.5L		35	520		MTX-35	MTP-35	MT-35	M-35HC	
Mazda • MPV										
2006-02	V6/3.0L		35	360		MTX-35	MTP-35	MT-35	M-35	M-35HC
2006-02	V6/3.0L	Opt	24F	490	MTZ-34R ¹	MTX-24F	MTP-24F	MT-24F	M-24FHC	M-24
2001-00	V6/2.5L		35	360		MTX-35	MTP-35	MT-35	M-35	M-35HC
2001-00	V6/2.5L	Opt	24F	490	MTZ-34R ¹	MTX-24F	MTP-24F	MT-24F	M-24FHC	M-24
1998-96	V6/3.0L	Can & Opt	24F	490	MTZ-34R ¹	MTX-24F	MTP-24F	MT-24F	M-24FHC	M-24
1998-96	V6/3.0L	US	35	350		MTX-35	MTP-35	MT-35	M-35	M-35HC
1995-93	V6/3.0L	4WD	24F	490	MTZ-34R ¹	MTX-24F	MTP-24F	MT-24F	M-24FHC	M-24
1995-93	V6/3.0L	Opt	24F	585	MTZ-34R ¹	MTX-24F	MTP-24F	MT-24F	M-24FHC	
1995-93	V6/3.0L	RWD	21R	310		MTX-35	MTP-35	MT-35	M-35	
1994-93	L4/2.6L	4WD	24F	490	MTZ-34R ¹	MTX-24F	MTP-24F	MT-24F	M-24FHC	M-24
1994-93	L4/2.6L	Opt	24F	585	MTZ-34R ¹	MTX-24F	MTP-24F	MT-24F	M-24FHC	
1994-93	L4/2.6L	RWD	21R	310		MTX-35	MTP-35	MT-35	M-35	
1992-90	L4/2.6L	Can & Opt	24F	585	MTZ-34R ¹	MTX-24F	MTP-24F	MT-24F	M-24FHC	
1992-90	L4/2.6L	US	21R	310		MTX-35	MTP-35	MT-35	M-35	
1992-90	V6/3.0L	Can & Opt	24F	585	MTZ-34R ¹	MTX-24F	MTP-24F	MT-24F	M-24FHC	
1992-90	V6/3.0L	US	21R	310		MTX-35	MTP-35	MT-35	M-35	
1993	V6/3.0L	RWD	21R	310		MTX-35	MTP-35	MT-35	M-35	

For footnotes, see inside back cover. Notas al Pie de Página 468. Référence de Bas de Page 508.

Automotive & Light Truck
Automotrices y Camiones Livianos
Automobile et Camionnette

Heavy-Duty Truck
Camiones Para Servicio Pesado
Poids Lourd

Agriculture
Agricultura
Agriculture

Industrial
Industrial
Industrial

Lawn & Garden
Césped y Jardín
Jardin et Pelouse

Powersports
Vehículos Deportivos
Sports Motorisés

Reference
Referencia
Référence

	Model/ Year	Engine	Options	Group Size	Rating (CCA/AH)	Platinum +	Platinum	Gold	Silver	M-Line	Other	
						MTZ	MTX	MTP	MT	M	Alternate	
Automotive & Light Truck Automotrices y Camiones Livianos Automobile et Camionnette	Mazda • MX-3											
	1996-95	L4/1.6L		21R	310		MTX-35	MTP-35	MT-35	M-35		
	1994-92	L4/1.6L	HD w/AT	35	350		MTX-35	MTP-35	MT-35	M-35	M-35HC	
	1994-92	L4/1.6L	MT	21R	310		MTX-35	MTP-35	MT-35	M-35		
	1993-92	V6/1.8L		35	420		MTX-35	MTP-35	MT-35	M-35	M-35HC	
	1995	L4/1.6L	Opt	35	350		MTX-35	MTP-35	MT-35	M-35	M-35HC	
	1995	V6/1.8L		35	350		MTX-35	MTP-35	MT-35	M-35	M-35HC	
	1994	V6/1.8L		24F	630	MTZ-34R ¹	MTX-24F	MTP-24F	MT-24F	M-24FHC		
	1994	V6/1.8L	Calif	21R	310		MTX-35	MTP-35	MT-35	M-35		
	1994	V6/1.8L	Ex Calif	35	420		MTX-35	MTP-35	MT-35	M-35	M-35HC	
Heavy-Duty Truck Camiones Para Servicio Pesado Poids Lour	Mazda • MX-5 Miata											
	2022-06	L4/2.0L		51R	340		MTX-51R		MT-51R	M-51R		
	Mazda • MX-6											
	1997-93	L4/2.0L		58R	580				MT-58R			
	1997-93	V6/2.5L		58R	580				MT-58R			
1992-91	L4/2.2L	Cold Climate Pkg	35	350		MTX-35	MTP-35	MT-35	M-35	M-35HC		
1992-90	L4/2.2L		21R	310		MTX-35	MTP-35	MT-35	M-35			
Agriculture Agrícola Agriculture	Mazda • Navajo											
	1994-91	V6/4.0L		65	650	MTZ-65	MTX-65	MTP-65	MT-65 ¹⁷	M-65	MTP-65HD	
	Mazda • Protegé											
	2003-99	L4/1.6L		21R	310		MTX-35	MTP-35	MT-35	M-35		
	2003-01	L4/1.6L	Opt	35	520		MTX-35	MTP-35	MT-35	M-35HC		
	2003-01	L4/2.0L		21R	310		MTX-35	MTP-35	MT-35	M-35		
	2003-01	L4/2.0L	Opt	35	520		MTX-35	MTP-35	MT-35	M-35HC		
	2000-99	L4/1.6L	Opt	35	350		MTX-35	MTP-35	MT-35	M-35	M-35HC	
	2000-99	L4/1.8L		35	350		MTX-35	MTP-35	MT-35	M-35	M-35HC	
	1998-95	L4/1.5L		21R	310		MTX-35	MTP-35	MT-35	M-35		
1998-95	L4/1.5L	Opt	35	350		MTX-35	MTP-35	MT-35	M-35	M-35HC		
1998-92	L4/1.8L		21R	310		MTX-35	MTP-35	MT-35	M-35			
1994-92	L4/1.8L	Opt	35	350		MTX-35	MTP-35	MT-35	M-35	M-35HC		
1991-90	L4/1.8L	Ex Calif	35	350		MTX-35	MTP-35	MT-35	M-35	M-35HC		
1991	L4/1.8L	Calif or HD	21R	310		MTX-35	MTP-35	MT-35	M-35			
1990	L4/1.8L	Calif	21R	310		MTX-35	MTP-35	MT-35	M-35			
1990	L4/1.8L	Opt	35	360		MTX-35	MTP-35	MT-35	M-35	M-35HC		
Industrial Industrial Industriel	Mazda • Protegé5											
	2003-02	L4/2.0L		21R	310		MTX-35	MTP-35	MT-35	M-35		
	2003-02	L4/2.0L	Opt	35	520		MTX-35	MTP-35	MT-35	M-35HC		
	Mazda • RX-7											
	1995-94	R2/1.3L	Can, w/AT	24F	490	MTZ-34R ¹	MTX-24F	MTP-24F	MT-24F	M-24FHC	M-24	
1995-94	R2/1.3L	MT	35	420		MTX-35	MTP-35	MT-35	M-35	M-35HC		
1991-90	R2/1.3L	Can & Opt	35	405		MTX-35	MTP-35	MT-35	M-35	M-35HC		
1993	R2/1.3L		35	350		MTX-35	MTP-35	MT-35	M-35	M-35HC		
1993	R2/1.3L	Opt	24F	495	MTZ-34R ¹	MTX-24F	MTP-24F	MT-24F	M-24FHC	M-24		
1991	R2/1.3L	US	35	350		MTX-35	MTP-35	MT-35	M-35	M-35HC		
1990	R2/1.3L	US	21R	320		MTX-35	MTP-35	MT-35	M-35			
Lawn & Garden Césped y Jardín Jardin et Pelouse	Mazda • RX-8											
	2009-04	R2/1.3L		35 ⁹	640		MTX-35	MTP-35				
	2011	R2/1.3L		35	525		MTX-35	MTP-35	MT-35	M-35HC		
	2011	R2/1.3L	Opt	24F	585	MTZ-34R ¹	MTX-24F	MTP-24F	MT-24F	M-24FHC		
	2010	R2/1.3L		35	550		MTX-35	MTP-35	MT-35	M-35HC		
Powersports Vehículos Deportivos Sports Motorisés	Mazda • Tribute											
	2010-09	L4/2.5L		40R	590				MT-40R			
	2010-09	L4/2.5L	Hybrid	96R	500			MTP-96R				
	2009-01	V6/3.0L		40R	590				MT-40R			
	2006-05	L4/2.3L		40R	590				MT-40R			
	2004-01	L4/2.0L		96R	500			MTP-96R				
	2011	L4/2.5L		96R	590			MTP-96R				
	2011	V6/3.0L		96R	590			MTP-96R				
	2010	L4/2.5L	Gas	40R	650				MT-40R ⁴⁸			
	2010	V6/3.0L		40R	650				MT-40R ⁴⁸			
	2008	L4/2.3L		40R	590				MT-40R			
	2008	L4/2.3L	Hybrid	96R	500			MTP-96R				
	Reference Referencia Référence	Mercedes-Benz • 190E										
1993-91		L4/2.3L		48	550	MTZ-48/H6	MTX-48/H6	MTP-48/H6	MT-48/H6	M-48/H6		
1993-90		L6/2.6L		48	550	MTZ-48/H6	MTX-48/H6	MTP-48/H6	MT-48/H6	M-48/H6		
Mercedes-Benz • 300CE												
1992-90	L6/3.0L		48	550	MTZ-48/H6	MTX-48/H6	MTP-48/H6	MT-48/H6	M-48/H6			
1993	L6/3.2L		48	550	MTZ-48/H6	MTX-48/H6	MTP-48/H6	MT-48/H6	M-48/H6			
Mercedes-Benz • 300D												
1993-92	L5/2.5L		49	760	MTZ-49/H8	MTX-49/H8	MTP-49/H8 ⁴⁸	MT-49/H8	M-49/H8			
1991-90	L5/2.5L		49	740	MTZ-49/H8	MTX-49/H8	MTP-49/H8 ⁴⁸	MT-49/H8	M-49/H8			

Model/ Year	Engine	Options	Group Size	Rating (CCA/AH)	Platinum +	Platinum	Gold	Silver	M-Line	Other
					MTZ	MTX	MTP	MT	M	Alternate
Mercedes-Benz • 300E										
1993-90	L6/3.0L		48	550	MTZ-48/H6	MTX-48/H6	MTP-48/H6	MT-48/H6	M-48/H6	
1993-90	L6/3.0L	4-Matic	48	550	MTZ-48/H6	MTX-48/H6	MTP-48/H6	MT-48/H6	M-48/H6	
1992-90	L6/2.6L		48	550	MTZ-48/H6	MTX-48/H6	MTP-48/H6	MT-48/H6	M-48/H6	
1993	L6/2.8L		48	550	MTZ-48/H6	MTX-48/H6	MTP-48/H6	MT-48/H6	M-48/H6	
1993	L6/3.2L		48	550	MTZ-48/H6	MTX-48/H6	MTP-48/H6	MT-48/H6	M-48/H6	
Mercedes-Benz • 300SD										
1993-92	L6/3.4L	Dsl	49	760	MTZ-49/H8	MTX-49/H8	MTP-49/H8 ⁴⁸	MT-49/H8	M-49/H8	
Mercedes-Benz • 300SE										
1993-92	L6/3.2L		49	760	MTZ-49/H8	MTX-49/H8	MTP-49/H8 ⁴⁸	MT-49/H8	M-49/H8	
1991-90	L6/3.0L		49	740	MTZ-49/H8	MTX-49/H8	MTP-49/H8 ⁴⁸	MT-49/H8	M-49/H8	
Mercedes-Benz • 300SEL										
1991-90	L6/3.0L		49	740	MTZ-49/H8	MTX-49/H8	MTP-49/H8 ⁴⁸	MT-49/H8	M-49/H8	
Mercedes-Benz • 300SL										
1993-92	L6/3.0L		49	760	MTZ-49/H8	MTX-49/H8	MTP-49/H8 ⁴⁸	MT-49/H8	M-49/H8	
1991-90	L6/3.0L		49	740	MTZ-49/H8	MTX-49/H8	MTP-49/H8 ⁴⁸	MT-49/H8	M-49/H8	
Mercedes-Benz • 300TE										
1993-90	L6/3.0L		48	550	MTZ-48/H6	MTX-48/H6	MTP-48/H6	MT-48/H6	M-48/H6	
1993	L6/3.2L		48	550	MTZ-48/H6	MTX-48/H6	MTP-48/H6	MT-48/H6	M-48/H6	
Mercedes-Benz • 350SD										
1991	L6/3.4L	Dsl	49	740	MTZ-49/H8	MTX-49/H8	MTP-49/H8 ⁴⁸	MT-49/H8	M-49/H8	
Mercedes-Benz • 350SDL										
1991-90	L6/3.4L	Dsl	49	740	MTZ-49/H8	MTX-49/H8	MTP-49/H8 ⁴⁸	MT-49/H8	M-49/H8	
Mercedes-Benz • 400E										
1993-92	V8/4.2L		49	760	MTZ-49/H8	MTX-49/H8	MTP-49/H8 ⁴⁸	MT-49/H8	M-49/H8	
Mercedes-Benz • 400SE										
1992	V8/4.2L		49	760	MTZ-49/H8	MTX-49/H8	MTP-49/H8 ⁴⁸	MT-49/H8	M-49/H8	
Mercedes-Benz • 400SEL										
1993	V8/4.2L		49	760	MTZ-49/H8	MTX-49/H8	MTP-49/H8 ⁴⁸	MT-49/H8	M-49/H8	
Mercedes-Benz • 420SEL										
1991-90	V8/4.2L		49	740	MTZ-49/H8	MTX-49/H8	MTP-49/H8 ⁴⁸	MT-49/H8	M-49/H8	
Mercedes-Benz • 500E										
1993-92	V8/5.0L		49	760	MTZ-49/H8	MTX-49/H8	MTP-49/H8 ⁴⁸	MT-49/H8	M-49/H8	
Mercedes-Benz • 500SEC										
1993	V8/5.0L		49	760	MTZ-49/H8	MTX-49/H8	MTP-49/H8 ⁴⁸	MT-49/H8	M-49/H8	
Mercedes-Benz • 500SEL										
1993-92	V8/5.0L		49	760	MTZ-49/H8	MTX-49/H8	MTP-49/H8 ⁴⁸	MT-49/H8	M-49/H8	
Mercedes-Benz • 500SL										
1993-92	V8/5.0L		49	760	MTZ-49/H8	MTX-49/H8	MTP-49/H8 ⁴⁸	MT-49/H8	M-49/H8	
1991-90	V8/5.0L		49	740	MTZ-49/H8	MTX-49/H8	MTP-49/H8 ⁴⁸	MT-49/H8	M-49/H8	
Mercedes-Benz • 560SEC										
1991-86	V8/5.6L		49	740	MTZ-49/H8	MTX-49/H8	MTP-49/H8 ⁴⁸	MT-49/H8	M-49/H8	
Mercedes-Benz • 560SEL										
1991-86	V8/5.6L		49	740	MTZ-49/H8	MTX-49/H8	MTP-49/H8 ⁴⁸	MT-49/H8	M-49/H8	
Mercedes-Benz • 600SEC										
1993	V12/6.0L		49	760	MTZ-49/H8	MTX-49/H8	MTP-49/H8 ⁴⁸	MT-49/H8	M-49/H8	
Mercedes-Benz • 600SEL										
1993-92	V12/6.0L		49	760	MTZ-49/H8	MTX-49/H8	MTP-49/H8 ⁴⁸	MT-49/H8	M-49/H8	
Mercedes-Benz • 600SL										
1993	V12/6.0L		49	760	MTZ-49/H8	MTX-49/H8	MTP-49/H8 ⁴⁸	MT-49/H8	M-49/H8	
Mercedes-Benz • A220										
2021-19	L4/2.0L	Battery Backup	N/A ⁴⁵	1.2 Ah						
2021-19	L4/2.0L	Opt	48 ^{33,50,56}	70 Ah	MTZ-48/H6	MTX-48/H6				
2021-19	L4/2.0L	Opt	94R ^{33,50,56}	80 Ah	MTZ-94R/H7	MTX-94R/H7				
2021-19	L4/2.0L		47 ^{33,50,56}	60 Ah	MTZ-47/H5	MTX-47/H5				
Mercedes-Benz • A250										
2021-19	L4/2.0L	Battery Backup	N/A ⁴⁵	1.2 Ah						
2021-19	L4/2.0L	Opt	48 ^{33,50,56}	70 Ah	MTZ-48/H6	MTX-48/H6				
2021-19	L4/2.0L	Opt	94R ^{33,50,56}	80 Ah	MTZ-94R/H7	MTX-94R/H7				
2021-19	L4/2.0L		47 ^{33,50,56}	60 Ah	MTZ-47/H5	MTX-47/H5				
Mercedes-Benz • A35 AMG										
2021-20	L4/2.0L	Battery Backup	N/A ⁴⁵	1.2 Ah						
2021-20	L4/2.0L	Opt	48 ^{33,50,56}	80 Ah						
2021-20	L4/2.0L	Opt	94R ^{33,50,56}	80 Ah	MTZ-94R/H7	MTX-94R/H7				
2021-20	L4/2.0L		47 ^{33,50,56}	60 Ah	MTZ-47/H5	MTX-47/H5				

	Model/ Year	Engine	Options	Group Size	Rating (CCA/AH)	Platinum +	Platinum	Gold	Silver	M-Line	Other	
						MTZ	MTX	MTP	MT	M	Alternate	
Automotive & Light Truck Automotrices y Camiones Livianos Automobile et Camionnette	Mercedes-Benz • AMG 63											
	2021-19	V8/4.0L	Opt	94R ^{33,50,56}	80 Ah	MTZ-94R/H7	MTX-94R/H7					
	2021-19	V8/4.0L	Opt, Li-ion	N/A ^{45,50,56,60}								
	2021-19	V8/4.0L		49 ^{33,50,56}	92 Ah	MTZ-49/H8	MTX-49/H8					
Heavy-Duty Truck Camiones Para Servicio Pesado Poids Lourd	Mercedes-Benz • AMG 63 S											
	2021-19	V8/4.0L	Opt	94R ^{33,50,56}	80 Ah	MTZ-94R/H7	MTX-94R/H7					
	2021-19	V8/4.0L	Opt, Li-ion	N/A ^{45,50,56,60}								
	2021-19	V8/4.0L		49 ^{33,50,56}	92 Ah	MTZ-49/H8	MTX-49/H8					
Agriculture Agrícola Agriculture	Mercedes-Benz • AMG GT											
	2021-17	V8/4.0L	Opt	N/A ⁴⁵	58 Ah							
	2021-17	V8/4.0L	Opt	94R ^{33,50,56}	80 Ah	MTZ-94R/H7	MTX-94R/H7					
	2021-17	V8/4.0L	Opt, Li-ion Only	N/A ^{45,60}	78 Ah							
	2021-17	V8/4.0L		47 ^{33,50,56}	60 Ah	MTZ-47/H5	MTX-47/H5					
Industrial Industriel Industriel	Mercedes-Benz • AMG GT C											
	2021-18	V8/4.0L	Opt	N/A ⁴⁵	58 Ah							
	2021-18	V8/4.0L	Opt	48 ^{33,50,56}	80 Ah							
	2021-18	V8/4.0L		47 ^{33,50,56}	60 Ah	MTZ-47/H5	MTX-47/H5					
Lawn & Garden Césped y Jardín Jardin et Pelouse	Mercedes-Benz • AMG GT R											
	2020-18	V8/4.0L		47 ^{33,50,56}	60 Ah	MTZ-47/H5	MTX-47/H5					
	2019	V8/4.0L	Opt	48 ^{33,50,56}	80 Ah							
	2019	V8/4.0L	Opt	N/A ^{45,56}	58 Ah							
	2018	V8/4.0L	Opt	48 ^{33,50,56}	800							
Powersports Vehículos Deportivos Sports Motorisés	Mercedes-Benz • AMG GT S											
	2019-16	V8/4.0L		47 ^{33,50,56}	60 Ah	MTZ-47/H5	MTX-47/H5					
	2019-16	V8/4.0L	Opt	48 ^{33,50,56}	800							
	2019-16	V8/4.0L	Opt	N/A ^{45,56}	58 Ah							
	2019-16	V8/4.0L	Opt, Li-ion	N/A ^{45,56,60}	78 Ah							
	2021	V8/4.0L	Opt	N/A ⁴⁵	58 Ah							
	2021	V8/4.0L	Opt	48 ^{33,50,56}	80 Ah							
	2021	V8/4.0L	Opt, Li-ion Only	N/A ^{45,60}	78 Ah							
	2021	V8/4.0L		47 ^{33,50,56}	60 Ah	MTZ-47/H5	MTX-47/H5					
Reference Referencia Référence	Mercedes-Benz • B Electric Drive											
	2015-14		Electric	47 ^{33,54}	680							
	Mercedes-Benz • B200											
	2011-06	L4/2.0L		48 ^{50,54}	680	MTZ-48/H6	MTX-48/H6	MTP-48/H6				
Mercedes-Benz • B250												
	2019-13	L4/2.0L		48 ^{33,50,56}	70 Ah	MTZ-48/H6	MTX-48/H6					
	2019-13	L4/2.0L	Aux Battery	400 ^{33,54}	200		MTX-AUX14					
	2019-13	L4/2.0L	Opt	N/A ^{33,50,54}	800							
	2019-13	L4/2.0L	Opt	48 ^{33,50,56}	80 Ah							
	Mercedes-Benz • B250e											
	2017-16		Electric	47 ^{33,50,54}	60 Ah	MTZ-47/H5	MTX-47/H5					
Mercedes-Benz • C220												
	1996-94	L4/2.2L		49 ⁵⁰	760	MTZ-49/H8	MTX-49/H8	MTP-49/H8 ⁴⁸	MT-49/H8	M-49/H8		
Mercedes-Benz • C230												
	2009-08	V6/2.5L		49 ^{50,54}	760	MTZ-49/H8	MTX-49/H8	MTP-49/H8 ⁴⁸	MT-49/H8	M-49/H8		
	2009-08	V6/2.5L	Aux Battery	400 ^{33,50}	200		MTX-AUX14					
	2007-06	V6/2.5L		49 ⁵⁰	760	MTZ-49/H8	MTX-49/H8	MTP-49/H8 ⁴⁸	MT-49/H8	M-49/H8		
	2005-04	L4/1.8L	S/C	49 ⁵⁰	760	MTZ-49/H8	MTX-49/H8	MTP-49/H8 ⁴⁸	MT-49/H8	M-49/H8		
	2000-97	L4/2.3L		49 ⁵⁰	760	MTZ-49/H8	MTX-49/H8	MTP-49/H8 ⁴⁸	MT-49/H8	M-49/H8		
	2003	L4/1.8L	S/C	49 ^{33,50}	825	MTZ-49/H8	MTX-49/H8					
	2002	L4/2.3L		49 ⁵⁰	760	MTZ-49/H8	MTX-49/H8	MTP-49/H8 ⁴⁸	MT-49/H8	M-49/H8		
Mercedes-Benz • C240												
	2005-01	V6/2.6L	w/o AGM	49 ⁵⁰	760	MTZ-49/H8	MTX-49/H8	MTP-49/H8 ⁴⁸	MT-49/H8	M-49/H8		
	2003	V6/2.6L	w/AGM	49 ^{33,50}	850	MTZ-49/H8	MTX-49/H8					
Mercedes-Benz • C250												
	2015-14	L4/1.8L	Opt Rear	49 ^{33,50,54}	95 Ah	MTZ-49/H8	MTX-49/H8					
	2015-13	L4/1.8L	Front	94R ^{50,54}	84 Ah							
	2015-12	L4/1.8L		48 ^{33,54}	760		MTX-48/H6					
	2015-12	L4/1.8L	Aux Battery	400 ³³	200		MTX-AUX14					
	2012-10	V6/2.5L		94R ⁵⁴	700	MTZ-94R/H7	MTX-94R/H7	MTP-94R/H7		M-94R/H7		
	2012-10	V6/2.5L	Aux Battery	400 ³³	200		MTX-AUX14					
	2012-10	V6/2.5L	Opt	48 ^{33,54}	760		MTX-48/H6					
	2012	L4/1.8L	Opt Rear	49 ^{33,50,54}	95 Ah	MTZ-49/H8	MTX-49/H8					

Model/ Year	Engine	Options	Group Size	Rating (CCA/Ah)	Platinum +	Platinum	Gold	Silver	M-Line	Other
					MTZ	MTX	MTP	MT	M	Alternate
Mercedes-Benz • C280										
2007-06	V6/3.0L		49 ⁵⁰	760	MTZ-49/H8	MTX-49/H8	MTP-49/H8 ⁴⁸	MT-49/H8	M-49/H8	
2000-98	V6/2.8L		49 ⁵⁰	760	MTZ-49/H8	MTX-49/H8	MTP-49/H8 ⁴⁸	MT-49/H8	M-49/H8	
1997-94	L6/2.8L		49 ⁵⁰	760	MTZ-49/H8	MTX-49/H8	MTP-49/H8 ⁴⁸	MT-49/H8	M-49/H8	
Mercedes-Benz • C300										
2017-16	L4/2.0L	Opt, Li-ion	N/A ^{45,56,60}	78 Ah						
2017-15	L4/2.0L		47 ^{33,50,54}	680						
2014-13	V6/3.5L		94R ^{50,54}	700	MTZ-94R/H7	MTX-94R/H7	MTP-94R/H7		M-94R/H7	
2014-13	V6/3.5L	AGM, Opt Trunk Mtd	49 ^{33,50,54}	95 Ah	MTZ-49/H8	MTX-49/H8				
2014-13	V6/3.5L	Aux Battery	400 ³³	200		MTX-AUX14				
2014-13	V6/3.5L	Front Battery	94R ⁵⁰	84 Ah						
2012-08	V6/3.0L		94R ^{50,54}	84 Ah						
2012-08	V6/3.0L	Aux Battery	400 ³³	200		MTX-AUX14				
2018	L4/2.0L		47 ^{33,50,54,56}	660						
2018	L4/2.0L	Opt	48 ^{33,50,56}	760		MTX-48/H6				
2018	L4/2.0L	Opt	48 ^{33,50,56}	800						
2018	L4/2.0L	Opt, Li-ion	N/A ^{45,56,60}	48 Ah						
2017	L4/2.0L	Opt	48 ^{33,50,54}	760		MTX-48/H6				
2016	L4/2.0L		48 ^{33,54}	760		MTX-48/H6				
2015	L4/2.0L		94R ^{33,50,54}	700	MTZ-94R/H7	MTX-94R/H7				
2015	L4/2.0L	Opt	48 ^{33,50,54}	760		MTX-48/H6				
2015	L4/2.0L	Opt, Li-ion	N/A ^{45,56,57,60}	78 Ah						
2012	V6/3.0L	AGM, Opt Trunk Mtd	49 ^{33,50,54}	95 Ah	MTZ-49/H8	MTX-49/H8				
Mercedes-Benz • C32 AMG										
2004-03	V6/3.2L		49 ⁵⁰	760	MTZ-49/H8	MTX-49/H8	MTP-49/H8 ⁴⁸	MT-49/H8	M-49/H8	
2002	V6/3.2L		48 ⁵⁰	74 Ah						
2002	V6/3.2L		49 ⁵⁰	850	MTZ-49/H8	MTX-49/H8	MTP-49/H8 ⁴⁸	MT-49/H8 ⁴⁸		
Mercedes-Benz • C320										
2005-04	V6/3.2L		49 ⁵⁰	760	MTZ-49/H8	MTX-49/H8	MTP-49/H8 ⁴⁸	MT-49/H8	M-49/H8	
2002-01	V6/3.2L		49 ⁵⁰	760	MTZ-49/H8	MTX-49/H8	MTP-49/H8 ⁴⁸	MT-49/H8	M-49/H8	
2003	V6/3.2L		49 ^{33,50}	850	MTZ-49/H8	MTX-49/H8				
2002	V6/3.2L		48 ⁵⁰	74 Ah						
2001	V6/3.2L	w/o AGM	49 ^{47,50,54}	100 Ah	MTZ-49/H8 ⁴⁸	MTX-49/H8 ⁴⁸	MTP-49/H8			
Mercedes-Benz • C350										
2016-08	V6/3.5L	Aux Battery	400 ^{33,50}	200		MTX-AUX14				
2014-08	V6/3.5L		94R ⁵⁰	84 Ah						
2007-06	V6/3.5L		49 ⁵⁰	760	MTZ-49/H8	MTX-49/H8	MTP-49/H8 ⁴⁸	MT-49/H8	M-49/H8	
2016	V6/3.5L		94R ^{50,54}	700	MTZ-94R/H7	MTX-94R/H7	MTP-94R/H7		M-94R/H7	
2015	V6/3.5L		94R ^{50,54}	84 Ah						
Mercedes-Benz • C350e										
2018-16	L4/2.0L	Hybrid, Opt, Li-ion Only	N/A ^{45,50,56,60}	78 Ah						
2017-16	L4/2.0L	Hybrid	49 ^{33,50,54}	850	MTZ-49/H8	MTX-49/H8				
2018	L4/2.0L	Hybrid	94R ^{33,50,56}	800	MTZ-94R/H7	MTX-94R/H7				
2018	L4/2.0L	Hybrid, Opt	94R ^{33,50,56}	800	MTZ-94R/H7	MTX-94R/H7				
Mercedes-Benz • C36 AMG										
1997-95	L6/3.6L		49 ⁵⁰	760	MTZ-49/H8	MTX-49/H8	MTP-49/H8 ⁴⁸	MT-49/H8	M-49/H8	
Mercedes-Benz • C400										
2015	V6/3.0L		48 ^{33,50,54}	760		MTX-48/H6				
2015	V6/3.0L	Opt, Li-ion	N/A ^{45,57,60}	78 Ah						
Mercedes-Benz • C43 AMG										
2021-17	V6/3.0L	Opt	48 ^{33,50,56}	80 Ah						
2021-17	V6/3.0L	Opt, Li-ion Only	N/A ^{45,56,60}	78 Ah						
2021-17	V6/3.0L		48 ^{33,50,56}	70 Ah	MTZ-48/H6	MTX-48/H6				
Mercedes-Benz • C450 AMG										
2016	V6/3.0L		48 ^{33,54}	760		MTX-48/H6				
2016	V6/3.0L	Opt, Li-ion	N/A ^{45,50,56,60}	78 Ah						
Mercedes-Benz • C55 AMG										
2006-05	V8/5.5L		49 ^{47,50,54}	100 Ah	MTZ-49/H8 ⁴⁸	MTX-49/H8 ⁴⁸	MTP-49/H8			
Mercedes-Benz • C63 AMG										
2021-17	V8/4.0L	Aux	N/A ⁴⁵							
2021-16	V8/4.0L	Opt	49 ^{33,50,56}	92 Ah	MTZ-49/H8	MTX-49/H8				
2021-16	V8/4.0L	Opt	48 ^{33,50,56}	80 Ah						
2021-16	V8/4.0L	Opt, Li-ion Only	N/A ^{45,50,56,60}	78 Ah						
2021-16	V8/4.0L		47 ^{33,50,56}	60 Ah	MTZ-47/H5	MTX-47/H5				
2019-15	V8/4.0L	Opt	49 ^{33,50,56}	95 Ah	MTZ-49/H8	MTX-49/H8				
2015-08	V8/4.0L	Opt	48 ^{33,50,56}	800						
2015-08	V8/6.3L		49 ^{33,50,54}	850	MTZ-49/H8	MTX-49/H8				
2015-08	V8/6.3L	Aux Battery	400 ³³	200		MTX-AUX14				
Mercedes-Benz • C63 AMG S										
2021-20	V8/4.0L	Opt	49 ^{33,50,56}	95 Ah	MTZ-49/H8	MTX-49/H8				
2021-20	V8/4.0L	Opt, Li-ion Only	N/A ^{45,50,56,60}							

Automotive & Light Truck
Automotrices y Camiones Livianos
Automobile et Camionnette

Heavy-Duty Truck
Camiones Para Servicio Pesado
Poids Lourd

Agriculture
Agrícola
Agriculture

Industrial
Industrial
Industrial

Lawn & Garden
Césped y Jardín
Jardin et Pelouse

Powersports
Vehículos Deportivos
Sports Motorisés

Reference
Referencia
Référence

	Model/ Year	Engine	Options	Group Size	Rating (CCA/AH)	Platinum +	Platinum	Gold	Silver	M-Line	Other		
						MTZ	MTX	MTP	MT	M	Alternate		
Automotive & Light Truck Automotrices y Camiones Livianos Automobile et Camionnette	Mercedes-Benz • C63 AMG S (continued)												
	2021-19	V8/4.0L	Opt	49 ^{33,50,56}	92 Ah	MTZ-49/H8	MTX-49/H8						
	2021-17	V8/4.0L	Aux	N/A ⁴⁵									
	2021-15	V8/4.0L	Opt	48 ^{33,50,56}	800								
	2021-15	V8/4.0L		47 ^{33,50,56}	680								
	2019-15	V8/4.0L	Opt	49 ^{33,50}	95 Ah	MTZ-49/H8	MTX-49/H8						
	2019-15	V8/4.0L	Opt, Li-ion	N/A ^{45,50,56,60}	78 Ah								
	2019-15	V8/4.0L		49 ^{33,50}	92 Ah	MTZ-49/H8	MTX-49/H8						
	2018	V8/4.0L		47 ^{33,50,56}	60 Ah	MTZ-47/H5	MTX-47/H5						
	2018	V8/4.0L	Opt	48 ^{33,50,56}	800								
Heavy-Duty Truck Camiones Para Servicio Pesado Poids Lourd	Mercedes-Benz • CL500												
	2006-02	V8/5.0L		49 ^{33,50}	95 Ah	MTZ-49/H8	MTX-49/H8						
	2001-98	V8/5.0L	w/o AGM	49 ⁵⁰	760	MTZ-49/H8	MTX-49/H8	MTP-49/H8 ⁴⁸	MT-49/H8	M-49/H8			
	Mercedes-Benz • CL55 AMG												
	2006-02	V8/5.5L		49 ³³	95 Ah	MTZ-49/H8	MTX-49/H8						
	2005-02	V8/5.5L		49 ^{33,50}	95 Ah	MTZ-49/H8	MTX-49/H8						
	2001	V8/5.5L		49 ⁵⁰	760	MTZ-49/H8	MTX-49/H8	MTP-49/H8 ⁴⁸	MT-49/H8	M-49/H8			
	Mercedes-Benz • CL550												
	2014-12	V8/4.6L	Secondary Battery, 4-Matic	N/A	1.2 Ah								
	2014-11	V8/4.6L	Aux Battery	400 ^{33,54}	200		MTX-AUX14						
2014-11	V8/4.6L	On-Board Electrical System Battery	49 ^{33,50,54}	850	MTZ-49/H8	MTX-49/H8							
2014-11	V8/4.6L	Primary, 4-Matic	49 ^{33,50,54}	95 Ah	MTZ-49/H8	MTX-49/H8							
2010-09	V8/5.5L	4-Matic	49 ^{33,47,50}	95 Ah	MTZ-49/H8	MTX-49/H8							
2010-07	V8/5.5L	On-Board Electrical System Battery	49 ^{33,50,54}	850	MTZ-49/H8	MTX-49/H8							
2010-07	V8/5.5L	On-Board Electrical System Battery, Opt	48 ^{33,50,54}	760		MTX-48/H6							
2008-07	V8/5.5L	Primary Battery	49 ^{33,47,50,54}	95 Ah	MTZ-49/H8	MTX-49/H8							
2008-07	V8/5.5L	Secondary Battery	102R ⁵⁰	35 Ah			MTP-V4						
2011	V8/4.6L	Secondary Battery, 4-Matic	102R	35 Ah			MTP-V4						
Agriculture Agrícola Agriculture	Mercedes-Benz • CL600												
	2014-08	V12/5.5L	Primary Battery	49 ^{33,47,50,54}	95 Ah	MTZ-49/H8	MTX-49/H8						
	2014-07	V12/5.5L	On-Board Electrical System Battery	49 ^{33,50,54}	850	MTZ-49/H8	MTX-49/H8						
	2006-03	V12/5.5L		49 ^{33,50}	95 Ah	MTZ-49/H8	MTX-49/H8						
	2002-01	V12/5.8L		49 ⁵⁰	760	MTZ-49/H8	MTX-49/H8	MTP-49/H8 ⁴⁸	MT-49/H8	M-49/H8			
	1999-98	V12/6.0L		49 ^{50,54}	760	MTZ-49/H8	MTX-49/H8	MTP-49/H8 ⁴⁸	MT-49/H8	M-49/H8			
	2010	V12/5.5L	Secondary Battery	102R ⁵⁰	35 Ah			MTP-V4					
	2007	V12/5.5L	Starting Motor Battery	102R ⁵⁴	520			MTP-V4					
	Industrial Industriel Industriel	Mercedes-Benz • CL63 AMG											
		2014-11	V8/5.5L	Aux Battery	400 ^{33,54}	200		MTX-AUX14					
2014-11		V8/5.5L	Primary Battery	49 ^{33,50,54}	850	MTZ-49/H8	MTX-49/H8						
2010-08		V8/6.3L		49 ^{33,50,54}	850	MTZ-49/H8	MTX-49/H8						
2010-08		V8/6.3L	Primary Battery	49 ^{33,47,50}	95 Ah	MTZ-49/H8	MTX-49/H8						
2010-08		V8/6.3L	Secondary Battery	47 ³³	60 Ah	MTZ-47/H5	MTX-47/H5						
Mercedes-Benz • CL65 AMG													
2014-08		V12/6.0L	On-Board Electrical System Battery	49 ^{33,50,54}	850	MTZ-49/H8	MTX-49/H8						
2014-08		V12/6.0L	Primary Battery	49 ^{33,47,50}	95 Ah	MTZ-49/H8	MTX-49/H8						
2011-08		V12/6.0L	Secondary Battery	102R ⁵⁰	35 Ah			MTP-V4					
2006-05	V12/6.0L		49 ^{33,50}	95 Ah	MTZ-49/H8	MTX-49/H8							
Lawn & Garden Césped y Jardín Jardin et Pelouse	Mercedes-Benz • CLA250												
	2021-14	L4/2.0L		48 ^{33,50,55}	760		MTX-48/H6						
	2021-14	L4/2.0L	Aux Battery	400 ³³	200		MTX-AUX14						
	2021-14	L4/2.0L	Opt	48 ^{33,50,55}	800								
	2020-19	L4/2.0L	Aux Battery	48 ³³	800								
	2020-14	L4/2.0L	Opt	94R ^{33,50,54}	800	MTZ-94R/H7	MTX-94R/H7						
	Mercedes-Benz • CLA45 AMG												
	2021-14	L4/2.0L		48 ^{33,50,56}	760		MTX-48/H6						
	2021-14	L4/2.0L	Battery Backup	N/A ⁴⁵	1.2 Ah								
	2021-14	L4/2.0L	Opt	48 ^{33,50,55}	800								
2019-16	L4/2.0L	Opt	94R ^{33,50,56}	800	MTZ-94R/H7	MTX-94R/H7							
Powersports Vehículos Deportivos Sports Motorisés	Mercedes-Benz • CLK320												
	2005-98	V6/3.2L		49 ⁵⁰	760	MTZ-49/H8	MTX-49/H8	MTP-49/H8 ⁴⁸	MT-49/H8	M-49/H8			
	Mercedes-Benz • CLK350												
	2009-06	V6/3.5L		49 ⁵⁰	760	MTZ-49/H8	MTX-49/H8	MTP-49/H8 ⁴⁸	MT-49/H8	M-49/H8			
	2008-06	V6/3.5L	w/o AGM	49 ^{47,50}	100 Ah	MTZ-49/H8 ⁴⁸	MTX-49/H8 ⁴⁸	MTP-49/H8					
	2009	V6/3.5L	Cabrio, w/o AGM	49 ^{47,50}	100 Ah	MTZ-49/H8 ⁴⁸	MTX-49/H8 ⁴⁸	MTP-49/H8					
	Mercedes-Benz • CLK430												
	2003-99	V8/4.3L		49 ⁵⁰	760	MTZ-49/H8	MTX-49/H8	MTP-49/H8 ⁴⁸	MT-49/H8	M-49/H8			

Model/ Year	Engine	Options	Group Size	Rating (CCA/AH)	Platinum +		Gold	Silver	M-Line	Other
					MTZ	MTX	MTP	MT	M	Alternate
Mercedes-Benz • CLK500										
2006-03	V8/5.0L		49 ^{47,50}	100 Ah	MTZ-49/H8 ⁴⁸	MTX-49/H8 ⁴⁸	MTP-49/H8			
Mercedes-Benz • CLK55 AMG										
2006-01	V8/5.5L		49 ⁵⁰	760	MTZ-49/H8	MTX-49/H8	MTP-49/H8 ⁴⁸	MT-49/H8	M-49/H8	
Mercedes-Benz • CLK550										
2009-07	V8/5.5L		49 ⁵⁰	760	MTZ-49/H8	MTX-49/H8	MTP-49/H8 ⁴⁸	MT-49/H8	M-49/H8	
Mercedes-Benz • CLK63 AMG										
2009-08	V8/6.3L		49 ⁵⁰	760	MTZ-49/H8	MTX-49/H8	MTP-49/H8 ⁴⁸	MT-49/H8	M-49/H8	
2009-08	V8/6.3L	Cabrio	49 ^{47,50}	100 Ah	MTZ-49/H8 ⁴⁸	MTX-49/H8 ⁴⁸	MTP-49/H8			
2008	V8/6.3L	Black	48 ^{33,50}	70 Ah	MTZ-48/H6	MTX-48/H6				
2008	V8/6.3L	Opt	48 ³³	760		MTX-48/H6				
2007	V8/6.3L		49 ^{47,50}	100 Ah	MTZ-49/H8 ⁴⁸	MTX-49/H8 ⁴⁸	MTP-49/H8			
Mercedes-Benz • CLS400										
2017-15	V6/3.0L		48 ^{33,50,54}	760		MTX-48/H6				
2017-15	V6/3.0L	Aux Battery	400 ^{33,54}	200		MTX-AUX14				
2017-15	V6/3.0L	Opt	49 ^{33,50,54}	850	MTZ-49/H8	MTX-49/H8				
2017-15	V6/3.0L	Opt	94R ^{33,50,54}	800	MTZ-94R/H7	MTX-94R/H7				
Mercedes-Benz • CLS500										
2006	V8/5.0L		49 ³³	850	MTZ-49/H8	MTX-49/H8				
2006	V8/5.0L		49 ^{50,54}	760	MTZ-49/H8	MTX-49/H8	MTP-49/H8 ⁴⁸	MT-49/H8	M-49/H8	
2006	V8/5.0L	Aux Battery	400 ^{33,50}	200		MTX-AUX14				
Mercedes-Benz • CLS55 AMG										
2006	V8/5.5L		49 ^{33,50}	850	MTZ-49/H8	MTX-49/H8				
2006	V8/5.5L		49 ^{50,54}	760	MTZ-49/H8	MTX-49/H8	MTP-49/H8 ⁴⁸	MT-49/H8	M-49/H8	
2006	V8/5.5L	Aux Battery	400 ^{33,50}	200		MTX-AUX14				
Mercedes-Benz • CLS550										
2017-12	V8/4.6L		94R ^{33,50,54}	800	MTZ-94R/H7	MTX-94R/H7				
2017-12	V8/4.6L	Aux Battery	400 ^{33,54}	200		MTX-AUX14				
2017-12	V8/4.6L	Opt	49 ^{33,50,54}	850	MTZ-49/H8	MTX-49/H8				
2011-07	V8/5.5L		49 ^{33,47,50}	95 Ah	MTZ-49/H8	MTX-49/H8				
2011-07	V8/5.5L	Aux Battery	400 ³³	200		MTX-AUX14				
2018	V8/4.6L		48 ^{33,50,56}	800						
2018	V8/4.6L	Aux Battery	400 ³³	200		MTX-AUX14				
2018	V8/4.6L	Opt	94R ^{33,50,56}	800	MTZ-94R/H7	MTX-94R/H7				
Mercedes-Benz • CLS63 AMG										
2014-12	V8/5.5L		94R ^{33,47,50}	80 Ah	MTZ-94R/H7	MTX-94R/H7				
2014-12	V8/5.5L	Aux Battery	400 ^{33,54}	200		MTX-AUX14				
2014-12	V8/5.5L	Opt	49 ^{33,50,54}	850	MTZ-49/H8	MTX-49/H8				
2011-07	V8/6.3L		49 ^{33,47,50}	95 Ah	MTZ-49/H8	MTX-49/H8				
2011-07	V8/6.3L	Aux Battery	400 ^{33,50}	200		MTX-AUX14				
Mercedes-Benz • CLS63 AMG S										
2018-14	V8/5.5L	Aux Battery	400 ³³	200		MTX-AUX14				
2017-15	V8/5.5L	Opt	49 ^{33,50,54}	850	MTZ-49/H8	MTX-49/H8				
2017-14	V8/5.5L		94R ^{33,50,54}	800	MTZ-94R/H7	MTX-94R/H7				
2018	V8/5.5L		48 ^{33,50,56}	800						
2018	V8/5.5L	4-Matic	94R ^{33,50,56}	800	MTZ-94R/H7	MTX-94R/H7				
2018	V8/5.5L	Opt	94R ^{33,50,56}	800	MTZ-94R/H7	MTX-94R/H7				
2014	V8/5.5L		49 ^{33,50,54}	850	MTZ-49/H8	MTX-49/H8				
Mercedes-Benz • E250										
2016-14	L4/2.1L	Aux, Dsl	400 ^{33,54}	200		MTX-AUX14				
2016-14	L4/2.1L	Dsl	48 ^{33,54}	760		MTX-48/H6				
2016-14	L4/2.1L	Dsl, Opt	49 ^{33,54}	850	MTZ-49/H8	MTX-49/H8				
Mercedes-Benz • E280										
2007	V6/3.0L		49 ^{50,54}	760	MTZ-49/H8	MTX-49/H8	MTP-49/H8 ⁴⁸	MT-49/H8	M-49/H8	
2007	V6/3.0L	Aux Battery	400 ^{33,50}	200		MTX-AUX14				
Mercedes-Benz • E300										
2019-17	L4/2.0L		48 ^{33,50,56}	760		MTX-48/H6				
2019-17	L4/2.0L	Opt	47 ^{33,50,56}	680						
2019-17	L4/2.0L	Opt	49 ^{33,50,56}	850	MTZ-49/H8	MTX-49/H8				
2018-17	L4/2.0L	Opt	94R ^{33,50,56}	80 Ah	MTZ-94R/H7	MTX-94R/H7				
2018-17	L4/2.0L	Opt, Li-ion	N/A ^{45,56,60}	78 Ah						
2018-17	L4/2.0L	Opt, Li-ion	N/A ^{45,56,60}	80 Ah						
2016-15	V6/3.5L		48 ^{33,54}	760		MTX-48/H6				
2016-15	V6/3.5L	Opt	49 ^{33,54}	850	MTZ-49/H8	MTX-49/H8				
2016-12	V6/3.5L	Aux Battery	400 ^{33,54}	200		MTX-AUX14				
2013-12	V6/3.5L		49 ^{50,54}	760	MTZ-49/H8	MTX-49/H8	MTP-49/H8 ⁴⁸	MT-49/H8 ⁴⁸		
2009-08	V6/3.0L		49 ^{50,54}	760	MTZ-49/H8	MTX-49/H8	MTP-49/H8 ⁴⁸	MT-49/H8	M-49/H8	
2009-08	V6/3.0L	Aux Battery	400 ³³	200		MTX-AUX14				
1999-95	L6/3.0L	Dsl	49 ^{47,50}	100 Ah	MTZ-49/H8 ⁴⁸	MTX-49/H8 ⁴⁸	MTP-49/H8			
2019	L4/2.0L	Opt	48 ^{33,50,55}	800						

	Model/ Year	Engine	Options	Group Size	Rating (CCA/AH)	Platinum +	Platinum	Gold	Silver	M-Line	Other			
						MTZ	MTX	MTP	MT	M	Alternate			
Automotive & Light Truck Automotrices y Camiones Livianos Automobile et Camionnette	Mercedes-Benz • E320													
	2009-08	V6/3.0L	BlueTEC w/AGM	49 ^{33,47,50}	850	MTZ-49/H8	MTX-49/H8							
	2009-08	V6/3.0L	Dsl	49 ^{33,50,54}	850	MTZ-49/H8	MTX-49/H8							
	2009-07	V6/3.0L	Aux, Dsl	400 ^{33,50}	200		MTX-AUX14							
	2006-05	L6/3.2L	Aux, Dsl	400 ^{33,50}	200		MTX-AUX14							
	2005-03	V6/3.2L	Aux Battery	400 ^{33,50}	200		MTX-AUX14							
	2005-03	V6/3.2L		49 ^{33,47,50}	95 Ah	MTZ-49/H8	MTX-49/H8							
	2002-98	V6/3.2L		49 ^{47,50}	100 Ah	MTZ-49/H8 ⁴⁸	MTX-49/H8 ⁴⁸	MTP-49/H8						
	1997-96	L6/3.2L		48	690	MTZ-48/H6	MTX-48/H6	MTP-48/H6						
	1997-96	L6/3.2L		49 ^{47,50}	100 Ah	MTZ-49/H8 ⁴⁸	MTX-49/H8 ⁴⁸	MTP-49/H8						
	1995-94	L6/3.2L	E320C-A	49 ^{47,50}	100 Ah	MTZ-49/H8 ⁴⁸	MTX-49/H8 ⁴⁸	MTP-49/H8						
	2007	V6/3.0L	Dsl	49 ^{33,50}	850	MTZ-49/H8	MTX-49/H8							
	2006	L6/3.2L	Dsl	49 ^{33,50}	850	MTZ-49/H8	MTX-49/H8							
	2004	V6/3.2L	E320S	49 ^{47,50}	100 Ah	MTZ-49/H8 ⁴⁸	MTX-49/H8 ⁴⁸	MTP-49/H8						
	1995	L6/3.2L		48 ⁵⁰	660	MTZ-48/H6	MTX-48/H6	MTP-48/H6						
1994	L6/3.2L	Ex Cabriolet	48 ⁵⁰	660	MTZ-48/H6	MTX-48/H6	MTP-48/H6							
Heavy-Duty Truck Camiones Para Servicio Pesado Poids Lour	Mercedes-Benz • E350													
	2016-10	V6/3.5L		48 ^{33,50,54}	760		MTX-48/H6							
	2016-10	V6/3.5L	Aux Battery	400 ^{33,54}	200		MTX-AUX14							
	2016-06	V6/3.5L	Opt	49 ^{33,50,54}	850	MTZ-49/H8	MTX-49/H8							
	2014-12	V6/3.5L		94R ^{33,50,56}	80 Ah	MTZ-94R/H7	MTX-94R/H7							
	2014-10	V6/3.5L	Opt	48 ^{33,50,56}	70 Ah	MTZ-48/H6	MTX-48/H6							
	2013-11	V6/3.0L	Aux, Dsl	400 ^{33,54}	200		MTX-AUX14							
	2013-11	V6/3.0L	Dsl	48 ^{33,50,54}	760		MTX-48/H6							
	2013-11	V6/3.0L	Dsl, Opt	49 ^{33,50,54}	850	MTZ-49/H8	MTX-49/H8							
	2009-06	V6/3.5L		49 ^{33,47,50}	95 Ah	MTZ-49/H8	MTX-49/H8							
	2009-06	V6/3.5L		48 ^{50,54}	680	MTZ-48/H6	MTX-48/H6	MTP-48/H6						
	2009-06	V6/3.5L	Aux Battery	400 ^{33,50}	200		MTX-AUX14							
	2009-06	V6/3.5L	Opt	48 ^{33,50,54}	760		MTX-48/H6							
	2009-06	V6/3.5L	Opt	49 ^{50,54}	760	MTZ-49/H8	MTX-49/H8	MTP-49/H8 ⁴⁸	MT-49/H8	M-49/H8				
	2015	V6/3.5L		94R ^{33,50,54}	80 Ah	MTZ-94R/H7	MTX-94R/H7							
Agriculture Agrícola Agriculture	Mercedes-Benz • E400													
	2018-15	V6/3.0L		48 ^{33,50,54}	760		MTX-48/H6							
	2018-15	V6/3.0L	Opt	49 ^{33,50,54}	850	MTZ-49/H8	MTX-49/H8							
	2017-15	V6/3.0L	Aux Battery	400 ^{33,54}	200		MTX-AUX14							
	2015-13	V6/3.5L	Hybrid	49 ^{33,50,54}	850	MTZ-49/H8	MTX-49/H8							
	2015-13	V6/3.5L	Hybrid, Aux Battery	400 ^{33,54}	200		MTX-AUX14							
	2018	V6/3.0L	Opt	47 ^{33,50,56}	60 Ah	MTZ-47/H5	MTX-47/H5							
	2018	V6/3.0L	Opt	48 ^{33,50,56}	800									
	2018	V6/3.0L	Opt, Li-ion	N/A ^{45,56,60}	78 Ah									
	2018	V6/3.0L	Opt, Li-ion	N/A ^{45,56,60}	80 Ah									
	Industrial Industriel Industriel	Mercedes-Benz • E420												
		1995-94	V8/4.2L		49 ^{47,50}	100 Ah	MTZ-49/H8 ⁴⁸	MTX-49/H8 ⁴⁸	MTP-49/H8					
		1997	V8/4.2L		48	690	MTZ-48/H6	MTX-48/H6	MTP-48/H6					
		1997	V8/4.2L		49 ^{47,50}	100 Ah	MTZ-49/H8 ⁴⁸	MTX-49/H8 ⁴⁸	MTP-49/H8					
		Lawn & Garden Césped y Jardín Jardin et Pelouse	Mercedes-Benz • E43 AMG											
2018-17			V6/3.0L		48 ^{33,50,56}	760		MTX-48/H6						
2018-17			V6/3.0L	Opt	47 ^{33,50,56}	60 Ah	MTZ-47/H5	MTX-47/H5						
2018-17			V6/3.0L	Opt	49 ^{33,50,56}	850	MTZ-49/H8	MTX-49/H8						
2018-17			V6/3.0L	Opt, Li-ion	N/A ^{45,56,60}	78 Ah								
2018-17			V6/3.0L	Opt, Li-ion	N/A ^{45,56,60}	80 Ah								
2018			V6/3.0L	Opt	48 ^{33,50,56}	800								
2017			V6/3.0L	Opt	94R ^{33,50,54}	800	MTZ-94R/H7	MTX-94R/H7						
Powersports Vehículos Deportivos Sports Motorisés			Mercedes-Benz • E430											
			2002-98	V8/4.3L		49 ^{47,50}	100 Ah	MTZ-49/H8 ⁴⁸	MTX-49/H8 ⁴⁸	MTP-49/H8				
			Mercedes-Benz • E500											
	2006-03		V8/5.0L		49 ^{33,47,50}	95 Ah	MTZ-49/H8	MTX-49/H8						
	2006-03		V8/5.0L	Aux Battery	400 ^{33,50}	200		MTX-AUX14						
	1994		V8/5.0L		49 ^{47,50}	100 Ah	MTZ-49/H8 ⁴⁸	MTX-49/H8 ⁴⁸	MTP-49/H8					
	Mercedes-Benz • E55 AMG													
	2006-04	V8/5.5L		49 ^{33,47,50}	95 Ah	MTZ-49/H8	MTX-49/H8							
	2006-03	V8/5.5L	Aux Battery	400 ^{33,50}	200		MTX-AUX14							
	2002-99	V8/5.5L		49 ⁵⁰	760	MTZ-49/H8	MTX-49/H8	MTP-49/H8 ⁴⁸	MT-49/H8	M-49/H8				
	2003	V8/5.5L		49 ⁵⁰	850	MTZ-49/H8	MTX-49/H8	MTP-49/H8 ⁴⁸	MT-49/H8 ⁴⁸					
	Reference Referencia Référence	Mercedes-Benz • E550												
		2016-12	V8/4.6L		94R ^{33,50}	80 Ah	MTZ-94R/H7	MTX-94R/H7						
		2016-12	V8/4.6L	Aux Battery	400 ^{33,54}	200		MTX-AUX14						
		2011-10	V8/5.5L		94R ^{33,50}	80 Ah	MTZ-94R/H7	MTX-94R/H7						
2011-10		V8/5.5L		49 ^{50,54}	850	MTZ-49/H8	MTX-49/H8	MTP-49/H8 ⁴⁸	MT-49/H8 ⁴⁸					
2011-10		V8/5.5L	Aux Battery	400 ^{33,54}	200		MTX-AUX14							
2009-07		V8/5.5L		49 ^{33,47,50}	95 Ah	MTZ-49/H8	MTX-49/H8							

Model/Year	Engine	Options	Group Size	Rating (CCA/AH)	Platinum +	Platinum	Gold	Silver	M-Line	Other
					MTZ	MTX	MTP	MT	M	Alternate
Mercedes-Benz • E550 (continued)										
2009-07	V8/5.5L	Aux Battery	400 ^{33,50}	200		MTX-AUX14				
2009-07	V8/5.5L	Opt	49 ^{33,50,54}	850	MTZ-49/H8	MTX-49/H8				
2017	V8/4.6L		94R ^{50,54}	700	MTZ-94R/H7	MTX-94R/H7	MTP-94R/H7		M-94R/H7	
2017	V8/4.6L	Aux Battery	400 ^{33,50}	200		MTX-AUX14				
Mercedes-Benz • E63 AMG										
2015-12	V8/5.5L		48 ^{33,50,54}	760		MTX-48/H6				
2015-12	V8/5.5L	Aux Battery	400 ^{33,54}	200		MTX-AUX14				
2014-12	V8/5.5L		49 ^{33,50,54}	95 Ah	MTZ-49/H8	MTX-49/H8				
2014-12	V8/5.5L	Opt	94R ^{33,50,54}	80 Ah	MTZ-94R/H7	MTX-94R/H7				
2011-10	V8/6.3L		48 ^{33,50,54}	760		MTX-48/H6				
2011-10	V8/6.3L		94R ^{33,50,54}	80 Ah	MTZ-94R/H7	MTX-94R/H7				
2011-10	V8/6.3L	Aux Battery	400 ^{33,54}	200		MTX-AUX14				
2009-07	V8/6.3L		49 ^{33,47,50}	95 Ah	MTZ-49/H8	MTX-49/H8				
2009-07	V8/6.3L	Aux Battery	400 ^{33,50}	200		MTX-AUX14				
2015	V8/5.5L		94R ^{33,50,54}	80 Ah	MTZ-94R/H7	MTX-94R/H7				
Mercedes-Benz • E63 AMG S										
2016-15	V8/5.5L		48 ^{33,50,54}	760		MTX-48/H6				
2016-14	V8/5.5L	Aux Battery	400 ^{33,54}	200		MTX-AUX14				
Mercedes-Benz • G500										
2008-07	V8/5.0L		49 ⁵⁰	850	MTZ-49/H8	MTX-49/H8	MTP-49/H8 ⁴⁸	MT-49/H8 ⁴⁸		
2008-02	V8/5.0L	Aux Battery	400 ^{33,54}	200		MTX-AUX14				
2007-02	V8/5.0L	AGM	49 ^{33,47,50}	90 Ah	MTZ-49/H8	MTX-49/H8				
2006-02	V8/5.0L		49 ⁵⁰	760	MTZ-49/H8	MTX-49/H8	MTP-49/H8 ⁴⁸	MT-49/H8	M-49/H8	
2008	V8/5.0L	AGM	49 ^{33,47,50}	95 Ah	MTZ-49/H8	MTX-49/H8				
Mercedes-Benz • G55 AMG										
2011-07	V8/5.5L		49 ^{50,54}	850	MTZ-49/H8	MTX-49/H8	MTP-49/H8 ⁴⁸	MT-49/H8 ⁴⁸		
2011-03	V8/5.5L	Aux Battery	400 ^{33,54}	200		MTX-AUX14				
2006-03	V8/5.5L		49 ⁵⁰	825	MTZ-49/H8	MTX-49/H8	MTP-49/H8 ⁴⁸	MT-49/H8	M-49/H8	
2003	V8/5.5L	Opt	49 ^{33,50}	850	MTZ-49/H8	MTX-49/H8				
Mercedes-Benz • G550										
2018-16	V8/4.0L		49 ^{33,50,54}	850	MTZ-49/H8	MTX-49/H8				
2018-16	V8/4.0L		N/A							
2015-09	V8/5.5L	Aux Battery	49 ^{33,50,54}	850	MTZ-49/H8	MTX-49/H8				
2015-09	V8/5.5L	Aux Battery	400 ^{33,54}	200		MTX-AUX14				
Mercedes-Benz • G63 AMG										
2018-13	V8/5.5L		49 ^{33,50,54}	850	MTZ-49/H8	MTX-49/H8				
2018-13	V8/5.5L	Aux Battery	400 ³³	200		MTX-AUX14				
2014-13	V8/5.5L		94R ^{33,50}	80 Ah	MTZ-94R/H7	MTX-94R/H7				
Mercedes-Benz • G65 AMG										
2018-16	V12/6.0L		49 ^{33,50,54}	850	MTZ-49/H8	MTX-49/H8				
Mercedes-Benz • GL320										
2009-07	V6/3.0L	Dsl	49 ^{50,54}	850	MTZ-49/H8	MTX-49/H8	MTP-49/H8 ⁴⁸	MT-49/H8 ⁴⁸		
Mercedes-Benz • GL350										
2016-13	V6/3.0L	Aux, Dsl	400 ^{33,54}	200		MTX-AUX14				
2016-10	V6/3.0L	Dsl	49 ^{33,50,54}	850	MTZ-49/H8	MTX-49/H8				
2014-10	V6/3.0L	Dsl, w/AGM	49 ^{33,47,50}	850	MTZ-49/H8	MTX-49/H8				
Mercedes-Benz • GL450										
2016-15	V6/3.0L		49 ^{33,50,54}	850	MTZ-49/H8	MTX-49/H8				
2016-15	V6/3.0L	Aux Battery	400 ^{33,54}	200		MTX-AUX14				
2014-13	V8/4.6L	Aux Battery	400 ^{33,54}	200		MTX-AUX14				
2014-07	V8/4.6L		49 ^{33,50,54}	850	MTZ-49/H8	MTX-49/H8				
Mercedes-Benz • GL550										
2016-13	V8/4.6L		49 ^{33,50,54}	850	MTZ-49/H8	MTX-49/H8				
2016-13	V8/4.6L	Aux Battery	400 ^{33,54}	200		MTX-AUX14				
2012-08	V8/5.5L		49 ^{33,50,54}	850	MTZ-49/H8	MTX-49/H8				
Mercedes-Benz • GL63 AMG										
2016-13	V8/5.5L		49 ^{33,50,54}	850	MTZ-49/H8	MTX-49/H8				
2016-13	V8/5.5L	Aux Battery	400 ^{33,54}	200		MTX-AUX14				
Mercedes-Benz • GLA250										
2020-15	L4/2.0L		48 ^{33,54}	760		MTX-48/H6				
2020-15	L4/2.0L	Aux Battery	400 ³³	12 Ah		MTX-AUX14				
Mercedes-Benz • GLA45 AMG										
2019-15	L4/2.0L		48 ^{33,54}	760		MTX-48/H6				
2019-15	L4/2.0L	Aux Battery	400 ³³	12 Ah		MTX-AUX14				
Mercedes-Benz • GLC300										
2021-16	L4/2.0L		47 ^{33,50,56}	680						
2021-16	L4/2.0L	Opt	48 ^{33,50,56}	760		MTX-48/H6				
2021-16	L4/2.0L	Opt	94R ^{33,50,56}	80 Ah	MTZ-94R/H7	MTX-94R/H7				
2021-16	L4/2.0L	Opt, Li-ion	N/A ^{45,57,60}	78 Ah						
2021-16	L4/2.0L	Opt, Li-ion	N/A ^{45,57,60}	58 Ah						

	Model/ Year	Engine	Options	Group Size	Rating (CCA/AH)	Platinum +	Platinum	Gold	Silver	M-Line	Other
						MTZ	MTX	MTP	MT	M	Alternate
Automotive & Light Truck Automotrices y Camiones Livianos Automobile et Camionnette	Mercedes-Benz • GLC350e										
	2020-18	L4/2.0L		400 ^{33,50}	10 Ah		MTX-AUX12				
	2020-18	L4/2.0L		94R ^{33,50,56}	80 Ah	MTZ-94R/H7	MTX-94R/H7				
Heavy-Duty Truck Camiones Para Servicio Pesado Poids Lourd	Mercedes-Benz • GLC43 AMG										
	2018-17	V6/3.0L		48 ^{33,54}	760		MTX-48/H6				
	2018-17	V6/3.0L	Opt, Li-ion	N/A ^{45,57,60}	78 Ah						
Agriculture Agrícola Agriculture	Mercedes-Benz • GLE300d										
	2016	L4/2.1L	Aux, Dsl	400 ^{33,54}	200		MTX-AUX14				
	2016	L4/2.1L	Dsl	49 ^{33,50,54}	850	MTZ-49/H8	MTX-49/H8				
Industrial Industrial Industriel	Mercedes-Benz • GLE350										
	2021-20	L4/2.0L		94R ^{33,50,56}	80 Ah	MTZ-94R/H7	MTX-94R/H7				
	2021-20	L4/2.0L		49 ^{33,50,56}	850	MTZ-49/H8	MTX-49/H8				
	2021-20	L4/2.0L		49 ^{33,50,56}	900	MTZ-49/H8	MTX-49/H8				
	2018-16	V6/3.5L		49 ^{33,50,54}	850	MTZ-49/H8	MTX-49/H8				
	2018-16	V6/3.5L	Aux Battery	400 ³³	200		MTX-AUX14				
Lawn & Garden Césped y Jardín Jardin et Pelouse	Mercedes-Benz • GLE350d										
	2016	V6/3.0L	Aux, Dsl	400 ^{33,54}	200		MTX-AUX14				
	2016	V6/3.0L	Dsl	49 ^{33,50,54}	850	MTZ-49/H8	MTX-49/H8				
	Mercedes-Benz • GLE400										
	2019-18	V6/3.0L		49 ^{33,50,54}	850	MTZ-49/H8	MTX-49/H8				
	2019-18	V6/3.0L	Aux Battery	400 ^{33,50}	200		MTX-AUX14				
	2017-16	V6/3.0L		49 ^{33,50,54}	850	MTZ-49/H8	MTX-49/H8				
	2017-16	V6/3.0L	Aux Battery	400 ^{33,54}	200		MTX-AUX14				
Powersports Vehículos Deportivos Sports Motorisés	Mercedes-Benz • GLE43 AMG										
	2019-17	V6/3.0L		49 ^{33,50,54}	850	MTZ-49/H8	MTX-49/H8				
	2019-17	V6/3.0L	Aux Battery	400 ³³	12 Ah		MTX-AUX14				
	Mercedes-Benz • GLE450										
	2021-20	L6/3.0L	Aux Battery	400 ³³	12 Ah		MTX-AUX14				
Reference Referencia Référence	2021-20	L6/3.0L	Hybrid, Electrical System Battery	94R ^{33,50,56}	80 Ah	MTZ-94R/H7	MTX-94R/H7				
	2021-20	L6/3.0L	Hybrid, Opt Electrical System Battery	49 ^{33,50,56}	92 Ah	MTZ-49/H8	MTX-49/H8				
	2021-20	L6/3.0L	Hybrid, Opt Electrical System Battery	49 ^{33,50,56}	95 Ah	MTZ-49/H8	MTX-49/H8				
	Mercedes-Benz • GLE450 AMG										
	2016	V6/3.0L		49 ^{33,50,54}	850	MTZ-49/H8	MTX-49/H8				
	2016	V6/3.0L	Aux Battery	400 ^{33,54}	200		MTX-AUX14				
Reference Referencia Référence	Mercedes-Benz • GLE550										
	2017-16	V8/4.6L		49 ^{33,50,54}	850	MTZ-49/H8	MTX-49/H8				
	2017-16	V8/4.6L	Aux Battery	400 ^{33,54}	200		MTX-AUX14				
Reference Referencia Référence	Mercedes-Benz • GLE550e										
	2018-16	V6/3.0L	Hybrid	49 ^{33,50,54}	850	MTZ-49/H8	MTX-49/H8				
	2017-16	V6/3.0L	Hybrid, Aux Battery	400 ^{33,54}	200		MTX-AUX14				
	2018	V6/3.0L	Hybrid, Aux Battery	400 ³³	200		MTX-AUX14				
	Mercedes-Benz • GLE580										
	2020	V8/5.0L	Hybrid	94R ^{33,50,56}	80 Ah	MTZ-94R/H7	MTX-94R/H7				
	2020	V8/5.0L	Hybrid, Aux Battery	400 ³³	12 Ah		MTX-AUX14				
	2020	V8/5.0L	Hybrid, Opt	49 ^{33,50,56}	92 Ah	MTZ-49/H8	MTX-49/H8				
	2020	V8/5.0L	Hybrid, Opt	49 ^{33,50,56}	95 Ah	MTZ-49/H8	MTX-49/H8				
Reference Referencia Référence	Mercedes-Benz • GLE63 AMG										
	2019-16	V8/5.5L	Aux Battery	400 ³³	200		MTX-AUX14				
	2019-16	V8/5.5L		49 ^{33,50,54}	850	MTZ-49/H8	MTX-49/H8				
Reference Referencia Référence	Mercedes-Benz • GLE63 AMG S										
	2019-16	V8/5.5L		49 ^{33,50,54}	850	MTZ-49/H8	MTX-49/H8				
	2019-16	V8/5.5L	Aux Battery	400 ³³	200		MTX-AUX14				
Reference Referencia Référence	Mercedes-Benz • GLK250										
	2015-13	L4/2.1L	Aux, Dsl	400 ^{33,54}	200		MTX-AUX14				
	2015-13	L4/2.1L	Aux, Dsl	N/A ⁴⁵	1.2 Ah						
	2015-13	L4/2.1L	Dsl	94R ^{33,50,54}	800	MTZ-94R/H7	MTX-94R/H7				
Reference Referencia Référence	Mercedes-Benz • GLK350										
	2015-13	V6/3.5L		48 ^{33,50,54}	760		MTX-48/H6				
	2015-10	V6/3.5L	Aux Battery	400 ^{33,54}	200		MTX-AUX14				
	2012-10	V6/3.5L		48 ^{50,54}	680	MTZ-48/H6	MTX-48/H6	MTP-48/H6			
	2012-10	V6/3.5L	AGM	94R ^{33,50}	80 Ah	MTZ-94R/H7	MTX-94R/H7				
	2012-10	V6/3.5L	Aux Battery	N/A ⁴⁵	1.2 Ah						
	2012-10	V6/3.5L	Opt	48 ^{33,50,54}	760		MTX-48/H6				
	2012-10	V6/3.5L	Opt	49 ^{33,50,54}	800	MTZ-49/H8	MTX-49/H8				
	2012-10	V6/3.5L	Opt	94R ^{33,50,54}	800	MTZ-94R/H7	MTX-94R/H7				
	2012-10	V6/3.5L	Opt	94R ^{50,54}	700	MTZ-94R/H7	MTX-94R/H7	MTP-94R/H7		M-94R/H7	
	2015	V6/3.5L		94R ^{33,50,54}	80 Ah	MTZ-94R/H7	MTX-94R/H7				

Model/ Year	Engine	Options	Group Size	Rating (CCA/AH)	Platinum +	Platinum	Gold	Silver	M-Line	Other
					MTZ	MTX	MTP	MT	M	Alternate
Mercedes-Benz • GLS350d										
2017	V6/3.0L		N/A ⁴⁵	1.2 Ah						
2017	V6/3.0L		400 ^{33,50}	12 Ah		MTX-AUX14				
2017	V6/3.0L		49 ^{33,50,54}	850	MTZ-49/H8	MTX-49/H8				
Mercedes-Benz • GLS450										
2019-17	V6/3.0L		49 ^{33,50,54}	850	MTZ-49/H8	MTX-49/H8				
2019-17	V6/3.0L	Aux Battery	400 ³³	200		MTX-AUX14				
Mercedes-Benz • GLS550										
2019-17	V8/4.7L		49 ^{33,50,54}	850	MTZ-49/H8	MTX-49/H8				
2019-17	V8/4.7L	Aux Battery	400 ^{33,54}	200		MTX-AUX14				
Mercedes-Benz • GLS63 AMG										
2019-17	V8/5.5L		49 ^{33,50,54}	850	MTZ-49/H8	MTX-49/H8				
2019-17	V8/5.5L	Aux Battery	400 ^{33,54}	200		MTX-AUX14				
Mercedes-Benz • Maybach S550										
2017	V8/4.6L		48 ^{33,50,54}	760		MTX-48/H6				
2017	V8/4.6L	Aux Battery	400 ^{33,54}	200		MTX-AUX14				
2017	V8/4.6L	Opt	49 ^{33,50,54}	850	MTZ-49/H8	MTX-49/H8				
2017	V8/4.6L	Opt	N/A ^{33,50,54}	800						
Mercedes-Benz • Maybach S560										
2020-18	V8/4.0L	Aux Battery	400 ³³	200		MTX-AUX14				
Mercedes-Benz • Maybach S600										
2017-16	V12/6.0L		48 ^{33,54}	760		MTX-48/H6				
2017-16	V12/6.0L	Aux Battery	400 ^{33,54}	200		MTX-AUX14				
2017-16	V12/6.0L	Opt	49 ^{33,54}	850	MTZ-49/H8	MTX-49/H8				
Mercedes-Benz • Maybach S650										
2020-18	V12/6.0L	Aux Battery	400 ³³	200		MTX-AUX14				
Mercedes-Benz • Metris										
2020-16	L4/2.0L		48 ^{50,54}	680	MTZ-48/H6	MTX-48/H6	MTP-48/H6			
2020-16	L4/2.0L	Aux Battery	400 ^{33,50}	200		MTX-AUX14				
2020-16	L4/2.0L	Opt	48 ^{33,45,54}	760		MTX-48/H6				
2020-16	L4/2.0L	Opt	49 ^{33,54}	850	MTZ-49/H8	MTX-49/H8				
2020-16	L4/2.0L	Opt	49 ^{50,54}	760	MTZ-49/H8	MTX-49/H8	MTP-49/H8 ⁴⁸	MT-49/H8 ⁴⁸		
2017-16	L4/2.0L	Opt	48 ^{33,50,54}	760		MTX-48/H6				
2017-16	L4/2.0L	Opt	49 ^{33,50,54}	850	MTZ-49/H8	MTX-49/H8				
Mercedes-Benz • ML250										
2015	L4/2.1L	Aux, Dsl	400 ^{33,54}	200		MTX-AUX14				
2015	L4/2.1L	Dsl	49 ^{33,50,54}	850	MTZ-49/H8	MTX-49/H8				
Mercedes-Benz • ML320										
2009-07	V6/3.0L	AGM, CDI/BlueTEC	49 ^{33,47,50}	95 Ah	MTZ-49/H8	MTX-49/H8				
2009-07	V6/3.0L	Dsl	49 ⁵⁰	760	MTZ-49/H8	MTX-49/H8	MTP-49/H8 ⁴⁸	MT-49/H8	M-49/H8	
2003-98	V6/3.2L		49	760	MTZ-49/H8	MTX-49/H8	MTP-49/H8 ⁴⁸	MT-49/H8	M-49/H8	
2003-98	V6/3.2L	AGM, Opt	49 ^{33,50,54}	825	MTZ-49/H8	MTX-49/H8				
Mercedes-Benz • ML350										
2015-12	V6/3.0L	Aux, Dsl	400 ^{33,54}	200		MTX-AUX14				
2015-12	V6/3.5L	Aux Battery	400 ^{33,54}	200		MTX-AUX14				
2015-10	V6/3.0L	Dsl	49 ^{33,50,54}	850	MTZ-49/H8	MTX-49/H8				
2015-08	V6/3.5L		49 ^{33,50,54}	850	MTZ-49/H8	MTX-49/H8				
2014-06	V6/3.5L	AGM	49 ^{33,47,50}	95 Ah	MTZ-49/H8	MTX-49/H8				
2012-10	V6/3.0L	Dsl, w/AGM	49 ^{33,47,50}	95 Ah	MTZ-49/H8	MTX-49/H8				
2007-06	V6/3.5L		49 ^{33,50,54}	950	MTZ-49/H8 ⁴⁸	MTX-49/H8 ⁴⁸				
2007-06	V6/3.5L	AGM, 163/164	49 ^{33,47,50}	90 Ah	MTZ-49/H8	MTX-49/H8				
2005-04	V6/3.7L		49 ⁵⁰	760	MTZ-49/H8	MTX-49/H8	MTP-49/H8 ⁴⁸	MT-49/H8	M-49/H8	
2005-04	V6/3.7L		49 ^{50,54}	760	MTZ-49/H8	MTX-49/H8	MTP-49/H8 ⁴⁸	MT-49/H8	M-49/H8	
2003	V6/3.7L		49	825	MTZ-49/H8	MTX-49/H8	MTP-49/H8 ⁴⁸	MT-49/H8	M-49/H8	
Mercedes-Benz • ML400										
2015	V6/3.0L		49 ^{33,50,54}	850	MTZ-49/H8	MTX-49/H8				
2015	V6/3.0L	Aux Battery	400 ^{33,54}	200		MTX-AUX14				
Mercedes-Benz • ML430										
2001-99	V8/4.3L		49	825	MTZ-49/H8	MTX-49/H8	MTP-49/H8 ⁴⁸	MT-49/H8	M-49/H8	
Mercedes-Benz • ML450										
2011-10	V6/3.5L	AGM	49 ^{33,47,50}	95 Ah	MTZ-49/H8	MTX-49/H8				
2011-10	V6/3.5L	Hybrid	49 ^{50,54}	760	MTZ-49/H8	MTX-49/H8	MTP-49/H8 ⁴⁸	MT-49/H8 ⁴⁸		
Mercedes-Benz • ML500										
2007-06	V8/5.0L	AGM	49 ^{33,47,50}	95 Ah	MTZ-49/H8	MTX-49/H8				
2005-02	V8/5.0L		49 ^{47,50}	100 Ah	MTZ-49/H8 ⁴⁸	MTX-49/H8 ⁴⁸	MTP-49/H8			
2007	V8/5.0L		49 ^{33,50,54}	950	MTZ-49/H8 ⁴⁸	MTX-49/H8 ⁴⁸				
2006	V8/5.0L		49 ^{33,50}	950	MTZ-49/H8 ⁴⁸	MTX-49/H8 ⁴⁸				
Mercedes-Benz • ML55 AMG										
2003-00	V8/5.5L		49 ^{47,50}	100 Ah	MTZ-49/H8 ⁴⁸	MTX-49/H8 ⁴⁸	MTP-49/H8			

	Model/ Year	Engine	Options	Group Size	Rating (CCA/AH)	Platinum +		Gold	Silver	M-Line	Other	
						MTZ	MTX	MTP	MT	M	Alternate	
Automotive & Light Truck Automotrices y Camiones Livianos Automobile et Camionnette	Mercedes-Benz • ML550											
	2015-12	V8/4.6L		49 ^{50,54}	760	MTZ-49/H8	MTX-49/H8	MTP-49/H8 ⁴⁸	MT-49/H8 ⁴⁸			
	2015-12	V8/4.6L	Aux Battery	400 ^{33,54}	200		MTX-AUX14					
	2014-12	V8/4.6L	AGM	49 ^{33,47,50}	95 Ah	MTZ-49/H8	MTX-49/H8					
	2011-08	V8/5.5L		49 ^{50,54}	760	MTZ-49/H8	MTX-49/H8	MTP-49/H8 ⁴⁸	MT-49/H8 ⁴⁸			
	2011-08	V8/5.5L	AGM	49 ^{33,47,50}	95 Ah	MTZ-49/H8	MTX-49/H8					
Heavy-Duty Truck Camiones Para Servicio Pesado Poids Lour	Mercedes-Benz • ML63 AMG											
	2015-12	V8/5.5L		49 ³³	850	MTZ-49/H8	MTX-49/H8					
	2015-12	V8/5.5L	Aux Battery	400 ^{33,54}	200		MTX-AUX14					
	2014-12	V8/5.5L	AGM	49 ^{33,47,50}	95 Ah	MTZ-49/H8	MTX-49/H8					
	2011-07	V8/6.3L		49 ³³	850	MTZ-49/H8	MTX-49/H8					
	2011-07	V8/6.3L	AGM	49 ^{33,47,50}	95 Ah	MTZ-49/H8	MTX-49/H8					
Agriculture Agrícola Agriculture	Mercedes-Benz • R320											
	2009-07	V6/3.0L	Dsl	49 ^{33,50,54}	850	MTZ-49/H8	MTX-49/H8					
	2009	V6/3.0L	Dsl w/AGM, BlueTEC	49 ^{33,47,50}	850	MTZ-49/H8	MTX-49/H8					
	Mercedes-Benz • R350											
	2013-12	V6/3.5L		48 ^{33,50,54}	760		MTX-48/H6					
2013-12	V6/3.5L	Opt	49 ^{33,50,54}	850	MTZ-49/H8	MTX-49/H8						
2013-10	V6/3.0L	Dsl	49 ^{33,50,54}	850	MTZ-49/H8	MTX-49/H8						
2013-06	V6/3.5L	AGM	49 ^{33,47,50}	92 Ah	MTZ-49/H8	MTX-49/H8						
2012-10	V6/3.0L	Dsl w/AGM, BlueTEC	49 ^{33,47,50}	92 Ah	MTZ-49/H8	MTX-49/H8						
2011-08	V6/3.5L		49 ^{33,50,54}	850	MTZ-49/H8	MTX-49/H8						
	2007-06	V6/3.5L		49 ^{33,50,54}	950	MTZ-49/H8 ⁴⁸	MTX-49/H8 ⁴⁸					
	Mercedes-Benz • R500											
	2007-06	V8/5.0L		49 ^{33,50,54}	950	MTZ-49/H8 ⁴⁸	MTX-49/H8 ⁴⁸					
	2007-06	V8/5.0L	AGM	49 ^{33,47,50}	92 Ah	MTZ-49/H8	MTX-49/H8					
	Mercedes-Benz • R63 AMG											
	2007	V8/6.3L		49 ^{33,50,54}	850	MTZ-49/H8	MTX-49/H8					
	2007	V8/6.3L	AGM	49 ^{33,47,50}	850	MTZ-49/H8	MTX-49/H8					
Industrial Industrial Industriel	Mercedes-Benz • S320											
	1999-94	L6/3.2L		49 ⁵⁰	760	MTZ-49/H8	MTX-49/H8	MTP-49/H8 ⁴⁸	MT-49/H8	M-49/H8		
	Mercedes-Benz • S350											
	2013-12	V6/3.0L	Aux, Dsl	400 ^{33,54}	200		MTX-AUX14					
	2013-12	V6/3.0L	Dsl w/AGM, BlueTEC	49 ^{33,50}	850	MTZ-49/H8	MTX-49/H8					
1995-94	L6/3.4L		49	760	MTZ-49/H8	MTX-49/H8	MTP-49/H8 ⁴⁸	MT-49/H8	M-49/H8			
1995-94	L6/3.4L	Dsl	49 ^{50,54}	760	MTZ-49/H8	MTX-49/H8	MTP-49/H8 ⁴⁸	MT-49/H8	M-49/H8			
	2006	V6/3.7L	AGM	49 ^{33,50}	850	MTZ-49/H8	MTX-49/H8					
Lawn & Garden Césped y Jardín Jardin et Pelouse	Mercedes-Benz • S400											
	2013-10	V6/3.5L	Hybrid	48 ^{33,50,54}	760		MTX-48/H6					
	2013-10	V6/3.5L	Hybrid, Aux Battery	400 ^{33,54}	200		MTX-AUX14					
	2012-10	V6/3.5L	Hybrid	94R ^{33,50,54}	80 Ah	MTZ-94R/H7	MTX-94R/H7					
	Mercedes-Benz • S420											
1999-94	V8/4.2L		49	825	MTZ-49/H8	MTX-49/H8	MTP-49/H8 ⁴⁸	MT-49/H8	M-49/H8			
Mercedes-Benz • S430												
2006-02	V8/4.3L	AGM	49 ^{33,50}	850	MTZ-49/H8	MTX-49/H8						
2005-02	V8/4.3L		49 ^{33,50}	825	MTZ-49/H8	MTX-49/H8						
	2001-00	V8/4.3L		49	760	MTZ-49/H8	MTX-49/H8	MTP-49/H8 ⁴⁸	MT-49/H8	M-49/H8		
Powersports Vehículos Deportivos Sports Motorisés	Mercedes-Benz • S450											
	2020-18	V6/3.0L	Aux Battery	400 ⁵⁰	200		MTX-AUX14					
	2011-08	V8/4.6L	Aux Battery	400 ^{33,54}	200		MTX-AUX14					
	2011-08	V8/4.6L	On-Board Electrical System Battery	49 ^{33,50,54}	850	MTZ-49/H8	MTX-49/H8					
	2011-08	V8/4.6L	Starting Motor Battery	102R ⁵⁴	520			MTP-V4				
Mercedes-Benz • S500												
2006-02	V8/5.0L	AGM	49 ^{33,50}	850	MTZ-49/H8	MTX-49/H8						
2001-94	V8/5.0L		49 ^{33,50,54}	760	MTZ-49/H8	MTX-49/H8						
2001-94	V8/5.0L		49 ⁵⁰	760	MTZ-49/H8	MTX-49/H8	MTP-49/H8 ⁴⁸	MT-49/H8	M-49/H8			
Mercedes-Benz • S55 AMG												
2005-04	V8/5.5L		49 ^{33,50}	825	MTZ-49/H8	MTX-49/H8						
2002-01	V8/5.5L		49 ^{33,50}	825	MTZ-49/H8	MTX-49/H8						
2006	V8/5.5L		49 ^{33,50}	850	MTZ-49/H8	MTX-49/H8						
	2003	V8/5.5L		49 ⁵⁰	760	MTZ-49/H8	MTX-49/H8	MTP-49/H8 ⁴⁸	MT-49/H8	M-49/H8		
Reference Referencia Référence	Mercedes-Benz • S550											
	2017-15	V8/4.6L	On-Board Electrical System Battery	49 ^{33,50,54}	850	MTZ-49/H8	MTX-49/H8					
	2017-12	V8/4.6L	Aux Battery	400 ^{33,54}	200		MTX-AUX14					
	2015-14	V8/4.6L	Opt	95R ^{33,50,54}	105 Ah		MTX-95R/H9					
	2014-12	V8/4.6L		49 ^{33,50}	850	MTZ-49/H8	MTX-49/H8					
2013-12	V8/4.6L	Opt	94R ^{33,50,54}	80 Ah	MTZ-94R/H7	MTX-94R/H7						
	2011-07	V8/5.5L		49 ^{33,50}	850	MTZ-49/H8	MTX-49/H8					

Model/ Year	Engine	Options	Group Size	Rating (CCA/AH)	Platinum +		Gold	Silver	M-Line	Other
					MTZ	MTX	MTP	MT	M	Alternate
Mercedes-Benz • S550 (continued)										
2011-07	V8/5.5L	Aux Battery	400 ^{33,54}	200		MTX-AUX14				
2011-07	V8/5.5L	Secondary Battery	102R	35 Ah			MTP-V4			
2008-07	V8/5.5L	Opt	47 ^{33,50,54}	60 Ah	MTZ-47/H5	MTX-47/H5				
2016	V8/4.6L	Starting Battery	102R ^{50,54}	520			MTP-V4			
2015	V8/4.6L	Starting Motor Battery	102R ⁵⁴	520			MTP-V4			
Mercedes-Benz • S550e										
2017-15	V6/3.0L	Hybrid	48 ^{33,54}	760		MTX-48/H6				
2017-15	V6/3.0L	Hybrid, Aux Battery	400 ^{33,54}	200		MTX-AUX14				
2017-15	V6/3.0L	Hybrid, Opt	49 ^{33,54}	850	MTZ-49/H8	MTX-49/H8				
Mercedes-Benz • S560										
2020-18	V8/4.0L	Aux Battery	400 ^{33,50,56}	200		MTX-AUX14				
2020-18	V8/4.0L	Li-ion only	N/A ⁴⁵	78 Ah						
2020-18	V8/4.0L	Opt	95R ^{33,50,56}	105 Ah		MTX-95R/H9				
2020-18	V8/4.0L		49 ^{33,50}	92 Ah	MTZ-49/H8	MTX-49/H8				
Mercedes-Benz • S560e										
2020-18	V6/3.0L	Hybrid	48 ^{33,50,56}	760		MTX-48/H6				
2020-18	V6/3.0L	Hybrid, Aux Battery	400 ^{33,50,56}	200		MTX-AUX14				
2020-18	V6/3.0L	Hybrid, Opt	49 ^{33,50}	850	MTZ-49/H8	MTX-49/H8				
Mercedes-Benz • S600										
2017-15	V12/6.0L		48 ^{33,54}	760		MTX-48/H6				
2017-15	V12/6.0L	Aux Battery	400 ^{33,54}	200		MTX-AUX14				
2017-15	V12/6.0L	Opt	49 ^{33,54}	850	MTZ-49/H8	MTX-49/H8				
2013-08	V12/5.5L	Aux Battery	49 ^{33,47,50}	95 Ah	MTZ-49/H8	MTX-49/H8				
2013-08	V12/5.5L	Primary Battery	102R ⁵⁰	35 Ah			MTP-V4			
2013-07	V12/5.5L	Aux Battery	400 ^{33,54}	200		MTX-AUX14				
2013-07	V12/5.5L	On-Board Electrical System Battery	49 ^{33,50,54}	850	MTZ-49/H8	MTX-49/H8				
2007-03	V12/5.5L	AGM	49 ^{33,50}	95 Ah	MTZ-49/H8	MTX-49/H8				
2006-03	V12/5.5L		49 ^{33,50,54}	850	MTZ-49/H8	MTX-49/H8				
2002-01	V12/5.8L		49	760	MTZ-49/H8	MTX-49/H8	MTP-49/H8 ⁴⁸	MT-49/H8	M-49/H8	
1999-94	V12/6.0L		49	760	MTZ-49/H8	MTX-49/H8	MTP-49/H8 ⁴⁸	MT-49/H8	M-49/H8	
Mercedes-Benz • S63 AMG										
2020-18	V8/4.0L	Aux Battery	400 ³³	200		MTX-AUX14				
2020-18	V8/4.0L	Li-ion only	N/A ⁴⁵	78 Ah						
2020-18	V8/4.0L	Opt	95R ^{33,50,56}	105 Ah		MTX-95R/H9				
2020-18	V8/4.0L		49 ^{33,50}	92 Ah	MTZ-49/H8	MTX-49/H8				
2018-14	V8/5.5L		48 ^{33,50,54}	760		MTX-48/H6				
2017-14	V8/5.5L	Opt, Li-ion	N/A ^{45,57,60}	78 Ah						
2017-11	V8/5.5L	Aux Battery	400 ^{33,54}	200		MTX-AUX14				
2016-11	V8/5.5L		49 ^{33,50,54}	850	MTZ-49/H8	MTX-49/H8				
2015-14	V8/5.5L	Opt	95R ^{33,50,54}	105 Ah		MTX-95R/H9				
2014-11	V8/5.5L	AGM	49 ^{33,47,50}	95 Ah	MTZ-49/H8	MTX-49/H8				
2013-11	V8/5.5L	Opt	94R ^{33,50,54}	80 Ah	MTZ-94R/H7	MTX-94R/H7				
2010-09	V8/6.3L	AGM	49 ^{33,47,50}	95 Ah	MTZ-49/H8	MTX-49/H8				
2010-08	V8/6.3L		49 ^{33,50,54}	850	MTZ-49/H8	MTX-49/H8				
2010-08	V8/6.3L	Aux Battery	400 ^{33,54}	200		MTX-AUX14				
2018	V8/4.0L	Opt	49 ^{33,50,54}	850	MTZ-49/H8	MTX-49/H8				
2018	V8/4.0L	Opt, Li-ion	N/A ^{45,57,60}	78 Ah						
2017	V8/5.5L	Opt	49 ^{33,50,54}	850	MTZ-49/H8	MTX-49/H8				
2014	V8/5.5L	Opt	49 ^{33,50,54}	850	MTZ-49/H8	MTX-49/H8				
Mercedes-Benz • S65 AMG										
2019-15	V12/6.0L		48 ^{33,54}	760		MTX-48/H6				
2019-15	V12/6.0L	Aux Battery	400 ^{33,54}	200		MTX-AUX14				
2019-15	V12/6.0L	Opt	49 ^{33,54}	850	MTZ-49/H8	MTX-49/H8				
2019-15	V12/6.0L	Opt, Li-ion	N/A ^{45,57,60}	78 Ah						
2013-08	V12/6.0L	AGM, Secondary Battery	49 ^{33,47,50}	95 Ah	MTZ-49/H8	MTX-49/H8				
2013-08	V12/6.0L	Primary Battery	102R ⁵⁰	35 Ah			MTP-V4			
2013-07	V12/6.0L	On-Board Electrical System Battery	49 ^{33,50,54}	850	MTZ-49/H8	MTX-49/H8				
2007-06	V12/6.0L	AGM	49 ^{33,47,50}	95 Ah	MTZ-49/H8	MTX-49/H8				
2006	V12/6.0L		49 ^{33,50,54}	850	MTZ-49/H8	MTX-49/H8				
Mercedes-Benz • SL320										
1997-94	L6/3.2L		49	760	MTZ-49/H8	MTX-49/H8	MTP-49/H8 ⁴⁸	MT-49/H8	M-49/H8	
Mercedes-Benz • SL400										
2016-15	V6/3.0L		49 ^{33,54}	850	MTZ-49/H8	MTX-49/H8				
2016-15	V6/3.0L	Aux Battery	400 ^{33,50}	200		MTX-AUX14				
Mercedes-Benz • SL450										
2020-17	V6/3.0L		49 ^{33,50,54}	850	MTZ-49/H8	MTX-49/H8				
2020-17	V6/3.0L	Aux Battery	400 ^{33,50}	200		MTX-AUX14				

	Model/ Year	Engine	Options	Group Size	Rating (CCA/AH)	Platinum +	Platinum	Gold	Silver	M-Line	Other	
						MTZ	MTX	MTP	MT	M	Alternate	
Automotive & Light Truck Automotrices y Camiones Livianos Automobile et Camionnette	Mercedes-Benz • SL500											
	2006-03	V8/5.0L	AGM	48 ^{33,47,50}	70 Ah	MTZ-48/H6	MTX-48/H6					
	2006-03	V8/5.0L	On-Board Electrical System Battery	48 ^{33,50,54}	760		MTX-48/H6					
	2002-94	V8/5.0L		49 ⁵⁰	760	MTZ-49/H8	MTX-49/H8	MTP-49/H8 ⁴⁸	MT-49/H8	M-49/H8		
Heavy-Duty Truck Camiones Para Servicio Pesado Poids Lourd	Mercedes-Benz • SL55 AMG											
	2008-03	V8/5.5L	AGM	48 ^{33,47,50}	70 Ah	MTZ-48/H6	MTX-48/H6					
	2008-03	V8/5.5L	On-Board Electrical System Battery	48 ^{33,50,54}	760		MTX-48/H6					
	2008-03	V8/5.5L	Secondary Battery	102R ⁵⁰	35 Ah			MTP-V4				
Agriculture Agrícola Agriculture	Mercedes-Benz • SL550											
	2020-13	V8/4.7L		49 ^{33,50,54}	850	MTZ-49/H8	MTX-49/H8					
	2020-13	V8/4.7L	Aux Battery	400 ^{33,50}	200		MTX-AUX14					
	2012-07	V8/5.5L	AGM, In trunk, On-Board Electrical System Battery	48 ^{33,47}	70 Ah	MTZ-48/H6	MTX-48/H6					
	2012-07	V8/5.5L	Starting Motor Battery	102R ⁵⁰	35 Ah			MTP-V4				
Industrial Industriel Industriel	Mercedes-Benz • SL600											
	2011-04	V12/5.5L	On-Board Electrical System Battery	48 ^{33,50,54}	760		MTX-48/H6					
	2011-04	V12/5.5L	Starting Motor Battery	102R	35 Ah			MTP-V4				
	2002-94	V12/6.0L		49	760	MTZ-49/H8	MTX-49/H8	MTP-49/H8 ⁴⁸	MT-49/H8	M-49/H8		
Lawn & Garden Césped y Jardín Jardin et Pelouse	Mercedes-Benz • SL63 AMG											
	2019-17	V8/5.5L		49 ^{33,50,54}	860	MTZ-49/H8	MTX-49/H8					
	2019-17	V8/5.5L	Aux Battery	400 ^{33,50}	200		MTX-AUX14					
	2019-13	V8/5.5L		49 ^{33,50,54}	850	MTZ-49/H8	MTX-49/H8					
	2016-13	V8/5.5L	Aux Battery	400 ³³	12 Ah		MTX-AUX14					
	2015-13	V8/5.5L	On-Board Electrical System Battery, Opt	49 ^{33,50,54}	95 Ah	MTZ-49/H8	MTX-49/H8					
	2012-09	V8/6.3L	On-Board Electrical System Battery	48 ^{33,50,54}	760		MTX-48/H6					
	2012-09	V8/6.3L	Starting Battery	102R ⁵⁰	35 Ah			MTP-V4				
	2016	V8/5.5L	Starting Battery	102R ^{50,54}	520			MTP-V4				
Powersports Vehículos Deportivos Sports Motorisés	Mercedes-Benz • SL65 AMG											
	2017-13	V12/6.0L		49 ^{33,50,54}	850	MTZ-49/H8	MTX-49/H8					
	2017-13	V12/6.0L	Aux Battery	400 ^{33,50}	200		MTX-AUX14					
	2015-13	V12/6.0L	Aux Battery	N/A ³³	12 Ah							
	2015-13	V12/6.0L	On-Board Electrical System Battery	48 ^{33,50,54}	760		MTX-48/H6					
	2011-05	V12/6.0L	AGM	48 ^{33,47}	70 Ah	MTZ-48/H6	MTX-48/H6					
	2011-05	V12/6.0L	On-Board Electrical System Battery	48 ^{33,50,54}	760		MTX-48/H6					
	2016	V12/6.0L	Starting Battery	102R ^{50,54}	520			MTP-V4				
	2015	V12/6.0L	Starting Motor Battery	102R ⁵⁴	520			MTP-V4				
Reference Referencia Référence	Mercedes-Benz • SLC300											
	2020-17	L4/2.0L	Aux Battery	400 ^{33,50}	200		MTX-AUX14					
	2018	L4/2.0L		48 ³³	800							
	2017	L4/2.0L		48 ^{33,54}	760		MTX-48/H6					
	Mercedes-Benz • SLC43 AMG											
	2020-17	V6/3.0L	Aux Battery	400 ^{33,50}	200		MTX-AUX14					
	2017	V6/3.0L		48 ^{33,54}	760		MTX-48/H6					
	Mercedes-Benz • SLK230											
	2004-02	L4/2.3L		48 ⁵⁰	690	MTZ-48/H6	MTX-48/H6	MTP-48/H6				
	2001-00	L4/2.3L		49	760	MTZ-49/H8	MTX-49/H8	MTP-49/H8 ⁴⁸	MT-49/H8	M-49/H8		
	1999-98	L4/2.3L		48	690	MTZ-48/H6	MTX-48/H6	MTP-48/H6				
	Mercedes-Benz • SLK250											
	2015-12	L4/1.8L		48 ^{33,50,54}	760		MTX-48/H6					
	2015-12	L4/1.8L	Aux Battery	400 ^{33,50}	200		MTX-AUX14					
	2014-13	L4/1.8L		94R ^{33,50,54}	80 Ah	MTZ-94R/H7	MTX-94R/H7					
	2015	L4/1.8L	Opt	94R ^{33,50,54}	80 Ah	MTZ-94R/H7	MTX-94R/H7					
	2012	L4/1.8L		94R ^{33,50,56}	80 Ah	MTZ-94R/H7	MTX-94R/H7					
	Mercedes-Benz • SLK280											
	2008-06	V6/3.0L		48 ^{50,54}	680	MTZ-48/H6	MTX-48/H6	MTP-48/H6				
	2006	V6/3.0L		98R ^{33,50}	760						MTX-48/H6 ⁵	
	Mercedes-Benz • SLK300											
	2011-09	V6/3.0L		48 ^{50,54}	680	MTZ-48/H6	MTX-48/H6	MTP-48/H6				
	2016	L4/2.0L		48 ^{33,54}	760		MTX-48/H6					
	2016	L4/2.0L	Aux Battery	400 ^{33,50}	200		MTX-AUX14					
	Mercedes-Benz • SLK32 AMG											
	2004-02	V6/3.2L		48	690	MTZ-48/H6	MTX-48/H6	MTP-48/H6				

Model/ Year	Engine	Options	Group Size	Rating (CCA/AH)	Platinum +	Platinum	Gold	Silver	M-Line	Other
					MTZ	MTX	MTP	MT	M	Alternate
Mercedes-Benz • SLK320										
2004-01	V6/3.2L		48 ^{50,54}	690	MTZ-48/H6	MTX-48/H6	MTP-48/H6			
Mercedes-Benz • SLK350										
2016-12	V6/3.5L		48 ^{33,50,54}	760		MTX-48/H6				
2016-12	V6/3.5L	Aux Battery	400 ^{33,50}	200		MTX-AUX14				
2015-12	V6/3.5L	Opt	94R ^{33,50,54}	80 Ah	MTZ-94R/H7	MTX-94R/H7				
2011-05	V6/3.5L		47 ^{50,54}	480	MTZ-47/H5	MTX-47/H5		MT-47/H5	M-47/H5	
2011-05	V6/3.5L		48 ^{50,54}	680	MTZ-48/H6	MTX-48/H6	MTP-48/H6			
2015	V6/3.5L		48 ^{50,54}	680	MTZ-48/H6	MTX-48/H6	MTP-48/H6			
Mercedes-Benz • SLK55 AMG										
2016-12	V8/5.5L	Aux Battery	400 ^{33,50}	200		MTX-AUX14				
2015-12	V8/5.5L		48 ^{50,54}	680	MTZ-48/H6	MTX-48/H6	MTP-48/H6			
2015-12	V8/5.5L	Opt	94R ^{33,50,54}	80 Ah	MTZ-94R/H7	MTX-94R/H7				
2011-05	V8/5.5L		48 ⁵⁰	74 Ah						
2016	V8/5.5L		48 ^{33,50}	680	MTZ-48/H6	MTX-48/H6				
2006	V8/5.5L		98R ^{33,50}	760						MTX-48/H6 ⁵
2006	V8/5.5L	Opt	98R ^{33,50}	760						MTX-48/H6 ⁵
2005	V8/5.5L		49	825	MTZ-49/H8	MTX-49/H8	MTP-49/H8 ⁴⁸	MT-49/H8	M-49/H8	
Mercedes-Benz • SLR McLaren										
2009-06	V8/5.5L	On-Board Electrical System Battery	98R ^{33,50}	760						MTX-48/H6 ⁵
2009-05	V8/5.5L	Starting Motor Battery	102R ⁵⁴	520			MTP-V4			
2005	V8/5.5L	On-Board Electrical System Battery	49	825	MTZ-49/H8	MTX-49/H8	MTP-49/H8 ⁴⁸	MT-49/H8	M-49/H8	
Mercedes-Benz • SLS AMG										
2014-11	V8/6.3L		48 ^{33,50,54}	70 Ah	MTZ-48/H6	MTX-48/H6				
2015	V8/6.3L		48 ^{33,50,54}	760		MTX-48/H6				
Mercedes-Benz • Sprinter 2500										
2018-10	L4/2.1L	Dsl, Opt	49 ^{33,50,54}	850	MTZ-49/H8	MTX-49/H8				
2018-10	V6/3.0L	Aux, Dsl	400 ^{33,50}	200		MTX-AUX14				
2018-10	V6/3.0L	Dsl	48 ^{50,54}	680	MTZ-48/H6	MTX-48/H6	MTP-48/H6			
2018-10	V6/3.0L	Dsl, Opt	49 ^{33,50,54}	850	MTZ-49/H8	MTX-49/H8				
2018-10	V6/3.0L	Dsl, Opt	48 ^{33,50,54}	760		MTX-48/H6				
2018-10	V6/3.0L	Dsl, Opt	49 ^{50,54}	760	MTZ-49/H8	MTX-49/H8	MTP-49/H8 ⁴⁸	MT-49/H8 ⁴⁸		
2017-14	L4/2.1L	Aux, Dsl	400 ^{33,50}	200		MTX-AUX14				
2017-14	L4/2.1L	Dsl	48 ^{50,54}	680	MTZ-48/H6	MTX-48/H6	MTP-48/H6			
2017-14	L4/2.1L	Dsl, Opt	48 ^{33,50,54}	760		MTX-48/H6				
2017-14	L4/2.1L	Dsl, Opt	49 ^{50,54}	760	MTZ-49/H8	MTX-49/H8	MTP-49/H8 ⁴⁸	MT-49/H8 ⁴⁸		
2016-14	L4/2.1L		49 ⁵⁰	850	MTZ-49/H8	MTX-49/H8	MTP-49/H8 ⁴⁸	MT-49/H8 ⁴⁸		
Mercedes-Benz • Sprinter 3500										
2018-10	V6/3.0L		49 ⁵⁰	850	MTZ-49/H8	MTX-49/H8	MTP-49/H8 ⁴⁸	MT-49/H8 ⁴⁸		
2018-10	V6/3.0L	Aux, Dsl	400 ^{33,50}	200		MTX-AUX14				
2018-10	V6/3.0L	Dsl	49	850	MTZ-49/H8	MTX-49/H8	MTP-49/H8 ⁴⁸	MT-49/H8 ⁴⁸		
2018-10	V6/3.0L	Dsl	49 ⁵⁰	760	MTZ-49/H8	MTX-49/H8	MTP-49/H8 ⁴⁸	MT-49/H8 ⁴⁸		
2018-10	V6/3.0L	Dsl	48 ^{50,54}	680	MTZ-48/H6	MTX-48/H6	MTP-48/H6			
2018-10	V6/3.0L	Dsl, Opt	49 ^{33,50,54}	850	MTZ-49/H8	MTX-49/H8				
2018-10	V6/3.0L	Dsl, Opt	48 ^{33,50,54}	760		MTX-48/H6				
2018-10	V6/3.0L	Dsl, Opt	49 ^{50,54}	760	MTZ-49/H8	MTX-49/H8	MTP-49/H8 ⁴⁸	MT-49/H8 ⁴⁸		
2017-14	L4/2.1L	Aux, Dsl	400 ^{33,50}	200		MTX-AUX14				
2017-14	L4/2.1L	Dsl	48 ^{50,54}	680	MTZ-48/H6	MTX-48/H6	MTP-48/H6			
2017-14	L4/2.1L	Dsl, Opt	49 ^{33,50,54}	850	MTZ-49/H8	MTX-49/H8				
2017-14	L4/2.1L	Dsl, Opt	48 ^{33,50,54}	760		MTX-48/H6				
2017-14	L4/2.1L	Dsl, Opt	49 ^{50,54}	760	MTZ-49/H8	MTX-49/H8	MTP-49/H8 ⁴⁸	MT-49/H8 ⁴⁸		
Mercury • Capri										
1993-91	L4/1.6L		35	390		MTX-35	MTP-35	MT-35	M-35	M-35HC
1994	L4/1.6L		35	460		MTX-35	MTP-35	MT-35	M-35HC	
Mercury • Colony Park										
1991	V8/5.0L		65	650	MTZ-65	MTX-65	MTP-65	MT-65 ¹⁷	M-65	MTP-65HD
1990	V8/5.0L		58	540				MT-58		
Mercury • Comet										
1969-68	V8/5.0L		22F	290						SP-22F
1969-68	V8/5.0L		22F	290				MT-26R		SP-22F
1969-68	V8/5.0L	Opt	24F	350	MTZ-34R ¹	MTX-24F	MTP-24F	MT-24F	M-24FHC	M-24
1969-68	V8/6.4L		22F	290				MT-26R		SP-22F
1968-64	V8/4.7L		22F	250				MT-26R		SP-22F
1967-66	V8/6.4L		22F	250				MT-26R		SP-22F
1967-66	V8/6.4L	Opt	24F	N/A	MTZ-34R ¹	MTX-24F	MTP-24F	MT-24F	M-24FHC	M-24
1967-65	V8/4.7L	Opt	24F	N/A	MTZ-34R ¹	MTX-24F	MTP-24F	MT-24F	M-24FHC	M-24
1969	L6/4.1L		22F	290				MT-26R		SP-22F
1969	L6/4.1L	Opt	24F	350	MTZ-34R ¹	MTX-24F	MTP-24F	MT-24F	M-24FHC	M-24
1969	V8/5.8L		22F	290				MT-26R		SP-22F

	Model/ Year	Engine	Options	Group Size	Rating (CCA/AH)	Platinum +	Platinum	Gold	Silver	M-Line	Other	
						MTZ	MTX	MTP	MT	M	Alternate	
Automotive & Light Truck Automotrices y Camiones Livianos Automobile et Camionnette	Mercury • Comet (continued)											
	1969	V8/5.8L	AT, Opt	24F	350	MTZ-34R ¹	MTX-24F	MTP-24F	MT-24F	M-24FHC	M-24	
	1969	V8/5.8L	Opt	27F	415	MTZ-34R ¹	MTX-24F	MTP-27F		M-27F		
	1969	V8/5.8L	Opt	27HF	415	MTZ-34R ¹	MTX-24F	MTP-27F		M-27F		
	1969	V8/6.4L	AT, Opt	24F	350	MTZ-34R ¹	MTX-24F	MTP-24F	MT-24F	M-24FHC	M-24	
	1969	V8/6.4L	Opt	27F	415	MTZ-34R ¹	MTX-24F	MTP-27F		M-27F		
	1969	V8/6.4L	Opt	27HF	415	MTZ-34R ¹	MTX-24F	MTP-27F		M-27F		
	1968	L6/3.3L	Opt	24F	350	MTZ-34R ¹	MTX-24F	MTP-24F	MT-24F	M-24FHC	M-24	
	1968	V8/6.4L	Opt	24F	350	MTZ-34R ¹	MTX-24F	MTP-24F	MT-24F	M-24FHC	M-24	
	Heavy-Duty Truck Camiones Para Servicio Pesado Poids Lourd	Mercury • Cougar										
2002-99		L4/2.0L		40R	590				MT-40R			
2002-99		V6/2.5L		40R	590				MT-40R			
1997-94		V6/3.8L	Can & Opt	65	650	MTZ-65	MTX-65	MTP-65	MT-65 ¹⁷	M-65	MTP-65HD	
1997-94		V8/4.6L		65	650	MTZ-65	MTX-65	MTP-65	MT-65 ¹⁷	M-65	MTP-65HD	
1995-94		V6/3.8L		58	540				MT-58			
1993-91		V8/5.0L		65	650	MTZ-65	MTX-65	MTP-65	MT-65 ¹⁷	M-65	MTP-65HD	
1993-90		V6/3.8L	Can or Cold Climate Pkg	65	650	MTZ-65	MTX-65	MTP-65	MT-65 ¹⁷	M-65	MTP-65HD	
1992-90		V6/3.8L		58	460				MT-58	M-58		
1992-90		V6/3.8L	Opt	58	540				MT-58			
Agriculture Agrícola Agriculture	1968-67	V8/4.7L		24F	325	MTZ-34R ¹	MTX-24F	MTP-24F	MT-24F	M-24FHC	M-24	
	1997	V6/3.8L		59	540				MT-59			
	1996	V6/3.8L	Early	58	540				MT-58			
	1996	V6/3.8L	US, Late	59	540				MT-59			
	1993	V6/3.8L	Opt	65	650	MTZ-65	MTX-65	MTP-65	MT-65 ¹⁷	M-65	MTP-65HD	
	1993	V6/3.8L	US	58	540				MT-58			
	1990	V6/3.8L	S/C	65	650	MTZ-65	MTX-65	MTP-65	MT-65 ¹⁷	M-65	MTP-65HD	
	1969	V8/5.0L		22F	330						SP-22F	
	1968	V8/5.0L		24F	325	MTZ-34R ¹	MTX-24F	MTP-24F	MT-24F	M-24FHC	M-24	
	Industrial Industrial Industriel	Mercury • Cyclone										
1969-68		V8/6.4L		27F	415	MTZ-34R ¹	MTX-24F	MTP-27F		M-27F		
1967-65		V8/4.7L		24F	N/A	MTZ-34R ¹	MTX-24F	MTP-24F	MT-24F	M-24FHC	M-24	
1968		V8/7.0L		27F	435	MTZ-34R ¹	MTX-24F	MTP-27F		M-27F		
1967		V8/6.4L		27F	N/A	MTZ-34R ¹	MTX-24F	MTP-27F		M-27F		
1966		V8/6.4L	AT	24F	N/A	MTZ-34R ¹	MTX-24F	MTP-24F	MT-24F	M-24FHC	M-24	
1965		V8/7.0L		27F	N/A	MTZ-34R ¹	MTX-24F	MTP-27F		M-27F		
1964		L6/3.3L		29NF	N/A							
1964		L6/3.3L	Opt	27F	N/A	MTZ-34R ¹	MTX-24F	MTP-27F		M-27F		
1964		V8/4.3L		29NF	N/A							
Lawn & Garden Césped y Jardín Jardin et Pelouse	1964	V8/4.3L	Opt	27F	N/A	MTZ-34R ¹	MTX-24F	MTP-27F		M-27F		
	1964	V8/4.7L	Opt	27F	N/A	MTZ-34R ¹	MTX-24F	MTP-27F		M-27F		
	Mercury • Grand Marquis											
	2011-98	V8/4.6L		65	650	MTZ-65	MTX-65	MTP-65	MT-65 ¹⁷	M-65	MTP-65HD	
	2011-09	V8/4.6L	HD or PPKg	65	750	MTZ-65	MTX-65	MTP-65	MT-65 ¹⁷	M-65HC	MTP-65HD	
	2006-97	V8/4.6L	Can & Opt	65	750	MTZ-65	MTX-65	MTP-65	MT-65 ¹⁷	M-65HC	MTP-65HD	
	1996-95	V8/4.6L	PPkg	65	850	MTZ-65 ¹⁷	MTX-65 ¹⁷	MTP-65HD	MT-65 ¹⁷	M-65HC	MTP-65 ¹⁷	
	1996-93	V8/4.6L	US, Opt or Can	65	750	MTZ-65	MTX-65	MTP-65	MT-65 ¹⁷	M-65HC	MTP-65HD	
	1995-93	V8/4.6L	US	58	540				MT-58			
	1993-92	V8/4.6L	w/HWS	65	850	MTZ-65 ¹⁷	MTX-65 ¹⁷	MTP-65HD	MT-65 ¹⁷	M-65HC	MTP-65 ¹⁷	
1991-90	V8/5.0L	w/HWS	65	850	MTZ-65 ¹⁷	MTX-65 ¹⁷	MTP-65HD	MT-65 ¹⁷	M-65HC	MTP-65 ¹⁷		
Powersports Vehículos Deportivos Sports Motorisés	1997	V8/4.6L	US	59	540				MT-59			
	1996	V8/4.6L	Late	59	540				MT-59			
	1996	V8/4.6L	US, Early	58	540				MT-58			
	1992	V8/4.6L	Ex HWS	65	650	MTZ-65	MTX-65	MTP-65	MT-65 ¹⁷	M-65	MTP-65HD	
	1991	V8/5.0L		65	650	MTZ-65	MTX-65	MTP-65	MT-65 ¹⁷	M-65	MTP-65HD	
	1990	V8/5.0L		58	540				MT-58			
	1990	V8/5.0L	Opt	65	650	MTZ-65	MTX-65	MTP-65	MT-65 ¹⁷	M-65	MTP-65HD	
	Mercury • Marauder											
	2004-03	V8/4.6L		65	650	MTZ-65	MTX-65	MTP-65	MT-65 ¹⁷	M-65	MTP-65HD	
	1967	V8/6.4L	AT	24F	N/A	MTZ-34R ¹	MTX-24F	MTP-24F	MT-24F	M-24FHC	M-24	
Reference Referencia Référence	Mercury • Mariner											
	2011-10	V6/3.0L		96R	590			MTP-96R				
	2011-09	L4/2.5L	Hybrid	96R	500			MTP-96R				
	2009-05	V6/3.0L		40R	590				MT-40R			
	2008-06	L4/2.3L	Hybrid	96R	500			MTP-96R				
	2008-05	L4/2.3L		40R	590				MT-40R			
2009	L4/2.5L		40R	590				MT-40R				
Mercury • Milan												
2011-10	L4/2.5L		96R	500			MTP-96R					
2011-10	L4/2.5L	Hybrid	67R	390			MTP-67R					
2011-10	V6/3.0L		96R	500			MTP-96R					
2009-08	L4/2.3L		96R	500			MTP-96R					
2007-06	L4/2.3L		40R	590				MT-40R				

Model/ Year	Engine	Options	Group Size	Rating (CCA/AH)	Platinum +	Platinum	Gold	Silver	M-Line	Other
					MTZ	MTX	MTP	MT	M	Alternate
Mercury • Milan (continued)										
2007-06	V6/3.0L		40R	590				MT-40R		
2009	V6/3.0L		96R	590			MTP-96R			
2008	V6/3.0L		96R	500			MTP-96R			
Mercury • Montego										
2006-05	V6/3.0L		36R	600				MT-36R		
2007	V6/3.0L		36R	540				MT-36R		
Mercury • Monterey										
2006-04	V6/4.2L		59	540				MT-59		
2006-04	V6/4.2L	Opt	65	750	MTZ-65	MTX-65	MTP-65	MT-65 ¹⁷	M-65HC	MTP-65HD
2007	V6/4.2L		65	750	MTZ-65	MTX-65	MTP-65	MT-65 ¹⁷	M-65HC	MTP-65HD
Mercury • Mountaineer										
2010-98	V6/4.0L		65	650	MTZ-65	MTX-65	MTP-65	MT-65 ¹⁷	M-65	MTP-65HD
2010-02	V8/4.6L		65	650	MTZ-65	MTX-65	MTP-65	MT-65 ¹⁷	M-65	MTP-65HD
2001-97	V8/5.0L		65	650	MTZ-65	MTX-65	MTP-65	MT-65 ¹⁷	M-65	MTP-65HD
Mercury • Mystique										
2000-98	L4/2.0L		40R	590				MT-40R		
2000-98	V6/2.5L		40R	590				MT-40R		
1997-95	L4/2.0L		96R	590			MTP-96R			
1997-95	L4/2.0L	Opt	40R	650				MT-40R ⁴⁸		
1997-95	V6/2.5L		40R	650				MT-40R ⁴⁸		
Mercury • Sable										
2009-08	V6/3.5L		59	540				MT-59		
2003-02	V6/3.0L	HD & Can, DOHC	36R	600				MT-36R		
2003-02	V6/3.0L	OHV	36R	600				MT-36R		
2000-96	V6/3.0L		58R	540				MT-58R		
2000-96	V6/3.0L	SOHC	58R	540				MT-58R		
1999-96	V6/3.0L	HD & Can, DOHC	36R	650				MT-36R		
1995-93	V6/3.0L	Opt	65	650	MTZ-65	MTX-65	MTP-65	MT-65 ¹⁷	M-65	MTP-65HD
1995-90	V6/3.0L		58	540				MT-58		
1995-90	V6/3.8L		65	650	MTZ-65	MTX-65	MTP-65	MT-65 ¹⁷	M-65	MTP-65HD
1995-90	V6/3.8L	HD, w/HWS or PPKg	65	850	MTZ-65 ¹⁷	MTX-65 ¹⁷	MTP-65HD	MT-65 ¹⁷	M-65HC	MTP-65 ¹⁷
1992-91	V6/3.0L	Ex HWS or PPKG	58	540				MT-58		
1992-91	V6/3.0L	HD, w/HWS or PPKg	65	850	MTZ-65 ¹⁷	MTX-65 ¹⁷	MTP-65HD	MT-65 ¹⁷	M-65HC	MTP-65 ¹⁷
2005	V6/3.0L	HD & Can, DOHC	36R	600				MT-36R		
2005	V6/3.0L	OHV	36R	600				MT-36R		
2004	V6/3.0L		36R	540				MT-36R		
2004	V6/3.0L	US	36R	540				MT-36R		
2004	V6/3.0L	US, Opt or Can	36R	600				MT-36R		
2001	V6/3.0L		36R	540				MT-36R		
2001	V6/3.0L	US	36R	540				MT-36R		
2001	V6/3.0L	US, Opt or Can	36R	600				MT-36R		
2000	V6/3.0L	HD & Can, DOHC	36R	600				MT-36R		
1990	V6/3.0L	Opt	65	850	MTZ-65 ¹⁷	MTX-65 ¹⁷	MTP-65HD	MT-65 ¹⁷	M-65HC	MTP-65 ¹⁷
Mercury • Tracer, Topaz										
1999-98	L4/2.0L		58	500				MT-58	M-58HC	
1996-95	L4/1.8L		35	540		MTX-35	MTP-35	MT-35	M-35HC	
1996-94	L4/1.9L		35	460		MTX-35	MTP-35	MT-35	M-35HC	
1994-92	V6/3.0L		58	460				MT-58	M-58	
1994-92	V6/3.0L	Opt	58	540				MT-58		
1994-91	L4/1.8L		35	460		MTX-35	MTP-35	MT-35	M-35HC	
1994-91	L4/2.3L		58	540				MT-58		
1993-92	L4/1.9L		35	390		MTX-35	MTP-35	MT-35	M-35	M-35HC
1993-92	L4/1.9L	Opt	35	460		MTX-35	MTP-35	MT-35	M-35HC	
1993-92	L4/2.3L	AT & Opt	58	540				MT-58		
1992-90	L4/2.3L	MT	58	460				MT-58	M-58	
1997	L4/2.0L		58	540				MT-58		
1993	L4/1.9L	MT	58	460				MT-58	M-58	
1991	L4/1.9L		35	460		MTX-35	MTP-35	MT-35	M-35HC	
1990	L4/1.6L		35	390		MTX-35	MTP-35	MT-35	M-35	M-35HC
1990	L4/2.3L	AT	58	540				MT-58		
Mercury • Villager										
2002-99	V6/3.3L		35	450		MTX-35	MTP-35	MT-35	M-35	M-35HC
2002-99	V6/3.3L	Can & Opt	24F	525	MTZ-34R ¹	MTX-24F	MTP-24F	MT-24F	M-24FHC	M-24
1998-94	V6/3.0L	Can & Opt	24F	525	MTZ-34R ¹	MTX-24F	MTP-24F	MT-24F	M-24FHC	M-24
1998-94	V6/3.0L	US	35	450		MTX-35	MTP-35	MT-35	M-35	M-35HC
1993	V6/3.0L	Can & Opt	24F	585	MTZ-34R ¹	MTX-24F	MTP-24F	MT-24F	M-24FHC	
1993	V6/3.0L	US	35	350		MTX-35	MTP-35	MT-35	M-35	M-35HC
Mini • Cooper										
2022-16	L3/1.5L		48 ^{33,50,54,55,56}	760		MTX-48/H6				
2022-16	L4/2.0L		48 ^{33,50,54,55,56}	760		MTX-48/H6				

	Model/Year	Engine	Options	Group Size	Rating (CCA/AH)	Platinum +	Platinum	Gold	Silver	M-Line	Other	
						MTZ	MTX	MTP	MT	M	Alternate	
Automotive & Light Truck Automotrices y Camiones Livianos Automobile et Camionnette	Mini • Cooper (continued)											
	2022-14	L3/1.5L	Opt	94R ^{33,50,54,55,56}	800	MTZ-94R/H7	MTX-94R/H7					
	2022-14	L4/2.0L	Opt	94R ^{33,50,54,55,56}	800	MTZ-94R/H7	MTX-94R/H7					
	2015-14	L4/1.6L		140R ^{18,50,54,56}	480			MTP-H4				
	2015-07	L4/1.6L	Opt	47 ^{33,50,54,55,56}	680							
	2015-07	L4/1.6L	Opt	48 ^{50,54,55,56}	570	MTZ-48/H6	MTX-48/H6	MTP-48/H6	MT-48/H6	M-48/H6		
	2015-03	L4/1.6L		47 ^{50,54,55,56}	480	MTZ-47/H5	MTX-47/H5		MT-47/H5	M-47/H5		
	2008-02	L4/1.6L	Turbo or S/C	47 ^{50,54,55,56}	480	MTZ-47/H5	MTX-47/H5		MT-47/H5	M-47/H5		
	2008-02	L4/1.6L	w/o Turbo or S/C	47 ^{50,54,55,56}	480	MTZ-47/H5	MTX-47/H5		MT-47/H5	M-47/H5		
	2005-04	L4/1.6L	Naturally Aspirated	47 ⁵⁰	480	MTZ-47/H5	MTX-47/H5		MT-47/H5	M-47/H5		
2014	L3/1.5L		94R ^{33,50,54,55,56}	800	MTZ-94R/H7	MTX-94R/H7						
Heavy-Duty Truck Camiones Para Servicio Pesado Poids Lour	Mini • Cooper Clubman											
	2022-16	L3/1.5L		48 ^{33,50,54,55,56}	760		MTX-48/H6					
	2022-16	L3/1.5L	Opt	48 ^{33,50,54,55,56}	760		MTX-48/H6					
	2022-16	L4/2.0L		48 ^{33,50,54,55,56}	760		MTX-48/H6					
	2022-16	L4/2.0L	Opt	94R ^{33,50,54,55,56}	800	MTZ-94R/H7	MTX-94R/H7					
	2022-16	L4/2.0L	Opt	48 ^{33,50,54,55,56}	760		MTX-48/H6					
Agriculture Agrícola Agriculture	Mini • Cooper Countryman											
	2022-21	L3/1.5L	EFB	94R ^{50,54,55,56,59}	800							
	2022-21	L3/1.5L		94R ^{33,50,54,55,56}	800	MTZ-94R/H7	MTX-94R/H7					
	2022-21	L4/2.0L	EFB	94R ^{50,54,55,56,59}	800							
	2022-21	L4/2.0L		94R ^{33,50,54,55,56}	800	MTZ-94R/H7	MTX-94R/H7					
	2020-17	L3/1.5L		48 ^{33,50,54,55,56}	760		MTX-48/H6					
	2020-17	L3/1.5L	EFB	48 ^{50,54,55,56,59}	70 Ah		MTX-48/H6-EFB					
	2020-17	L3/1.5L	Opt	47 ^{50,54,55,56}	480	MTZ-47/H5	MTX-47/H5		MT-47/H5	M-47/H5		
	2020-17	L4/2.0L		48 ^{33,50,54,55,56}	760		MTX-48/H6					
	2020-17	L4/2.0L	EFB	48 ^{50,54,55,56,59}	70 Ah		MTX-48/H6-EFB					
	2020-17	L4/2.0L	Opt	47 ^{50,54,55,56}	480	MTZ-47/H5	MTX-47/H5		MT-47/H5	M-47/H5		
	2016-11	L4/1.6L	AGM	47 ^{33,50,55,56}	60 Ah	MTZ-47/H5	MTX-47/H5					
	2016-11	L4/1.6L	Opt AGM	48 ^{18,33,50,54,56}	570	MTZ-48/H6	MTX-48/H6					
	2016-11	L4/1.6L	w/o AGM	48 ^{50,54,55,56}	570	MTZ-48/H6	MTX-48/H6	MTP-48/H6	MT-48/H6	M-48/H6		
	2016-11	L4/1.6L	w/o AGM, Opt	47 ^{50,54,55,56}	470	MTZ-47/H5	MTX-47/H5					
	2016-11	L4/1.6L	w/o AGM, Opt	94R ^{50,55,56}	80 Ah	MTZ-94R/H7	MTX-94R/H7	MTP-94R/H7				
Industrial Industriel Industriel	Mini • Cooper Paceman											
	2016-13	L4/1.6L		47 ^{50,54,55,56}	480	MTZ-47/H5	MTX-47/H5		MT-47/H5	M-47/H5		
	2016-13	L4/1.6L	Opt	94R ^{18,50,54,56}		MTZ-94R/H7	MTX-94R/H7	MTP-94R/H7				
	2016-13	L4/1.6L	Opt	47 ^{33,50,54,55,56}	680							
	2016-13	L4/1.6L	Opt	48 ^{33,50,54,55,56}	570	MTZ-48/H6	MTX-48/H6					
	2016-13	L4/1.6L	Opt	48 ^{50,54,55,56}	570	MTZ-48/H6	MTX-48/H6	MTP-48/H6	MT-48/H6	M-48/H6		
Lawn & Garden Césped y Jardín Jardin et Pelouse	Mitsubishi • 3000GT											
	1999-96	V6/3.0L		25	520	MTZ-34 ¹			MT-25	M-25	MTP-75DT ¹⁰	
	1995-94	V6/3.0L		24	430	MTZ-34 ¹		MTP-24	MT-24	M-24HC	M-24	
	1993-91	V6/3.0L		24	490	MTZ-34 ¹		MTP-24	MT-24	M-24HC	MTP-75DT ¹⁰	
	Mitsubishi • Diamante											
	2003-99	V6/3.5L		86	520			MTP-86	MT-86			
	1998-97	V6/3.5L		24	490	MTZ-34 ¹		MTP-24	MT-24	M-24HC	M-24	
	1996-92	V6/3.0L		24	490	MTZ-34 ¹		MTP-24	MT-24	M-24HC	M-24	
	2004	V6/3.5L		24	600	MTZ-34 ¹		MTP-24	MT-24	M-24HC	MTP-75DT ¹⁰	
	Mitsubishi • Eclipse											
2012-06	V6/3.8L		24	550	MTZ-34 ¹		MTP-24	MT-24	M-24HC			
2012-00	L4/2.4L		86	525			MTP-86	MT-86				
2005-00	V6/3.0L		86	525			MTP-86	MT-86				
1999-96	L4/2.4L		86	430			MTP-86	MT-86				
1999-95	L4/2.0L	MT	86	430			MTP-86	MT-86				
1999-95	L4/2.0L	Turbo, AT	86	525			MTP-86	MT-86				
1994-90	L4/1.8L		86	430			MTP-86	MT-86				
1994-90	L4/2.0L		86	430			MTP-86	MT-86				
Reference Referencia Référence	Mitsubishi • Eclipse Cross											
	2022-18	L4/1.5L		35	520		MTX-35	MTP-35	MT-35	M-35HC		
	Mitsubishi • Endeavor											
2011-04	V6/3.8L		24	550	MTZ-34 ¹		MTP-24	MT-24	M-24HC			
Mitsubishi • Expo												
1995-92	L4/2.4L		24	490	MTZ-34 ¹		MTP-24	MT-24	M-24HC	MTP-75DT ¹⁰		
Mitsubishi • Expo LRV												
1994-93	L4/2.4L		24	490	MTZ-34 ¹		MTP-24	MT-24	M-24HC	MTP-75DT ¹⁰		
1994-92	L4/1.8L		25	360	MTZ-34 ¹		MTP-24	MT-25	M-25	M-24		
Mitsubishi • Galant												
2012-99	L4/2.4L		86	525			MTP-86	MT-86				
2009-04	V6/3.8L		24	550	MTZ-34 ¹		MTP-24	MT-24	M-24HC			
2003-99	V6/3.0L		86	525			MTP-86	MT-86				

Model/Year	Engine	Options	Group Size	Rating (CCA/AH)	Platinum +	Platinum	Gold	Silver	M-Line	Other
					MTZ	MTX	MTP	MT	M	Alternate
Mitsubishi • Galant (continued)										
1998-94	L4/2.4L		26	490	MTZ-75DT			MT-26	M-26	MTP-75DT
1993-90	L4/2.0L		51	435				MT-51		
Mitsubishi • i-MiEV										
2017-12	Electric		151R	370			MTP-151R			
Mitsubishi • Lancer										
2017-08	L4/2.0L	Evolution	N/A ^{45,50}	700						
2017-04	L4/2.4L		35	520		MTX-35	MTP-35	MT-35	M-35HC	
2017-03	L4/2.0L		35	520		MTX-35	MTP-35	MT-35	M-35HC	
2015-11	L4/2.0L	Ex Evolution	35	520		MTX-35	MTP-35	MT-35	M-35HC	
2012-11	L4/2.4L	Ex Evolution	35	520		MTX-35	MTP-35	MT-35	M-35HC	
2009-08	L4/2.0L	ES, DE	35	520		MTX-35	MTP-35	MT-35	M-35HC	
2009	L4/2.4L	GTS	35	520		MTX-35	MTP-35	MT-35	M-35HC	
2007	L4/2.0L		35	550		MTX-35	MTP-35	MT-35	M-35HC	
2002	L4/2.0L		35	435		MTX-35	MTP-35	MT-35	M-35	M-35HC
Mitsubishi • Mighty Max										
1996-95	L4/2.4L		51	435				MT-51		
1994-91	L4/2.4L	RWD, Can	24	490	MTZ-34 ¹		MTP-24	MT-24	M-24HC	MTP-75DT ^{1C}
1994-91	L4/2.4L	RWD, US, 4WD All	51	435				MT-51		
1994-90	V6/3.0L		24	490	MTZ-34 ¹		MTP-24	MT-24	M-24HC	MTP-75DT ^{1C}
1992-91	L4/2.4L	Opt	24	580	MTZ-34 ¹		MTP-24	MT-24	M-24HC	
1992-91	V6/3.0L	Opt	24	580	MTZ-34 ¹		MTP-24	MT-24	M-24HC	
1990	L4/2.4L	Can	24	580	MTZ-34 ¹		MTP-24	MT-24	M-24HC	
1990	L4/2.4L	US	51	435				MT-51		
Mitsubishi • Mirage										
2022-14	L3/1.2L		35	355		MTX-35	MTP-35	MT-35	M-35	M-35HC
2015-14	L3/1.2L		35	360		MTX-35	MTP-35	MT-35	M-35	M-35HC
2002-98	L4/1.5L		35	435		MTX-35	MTP-35	MT-35	M-35	M-35HC
2002-98	L4/1.8L		35	435		MTX-35	MTP-35	MT-35	M-35	M-35HC
1996-93	L4/1.5L		51	430				MT-51	M-51	
1996-93	L4/1.8L		51	430				MT-51	M-51	
1992-91	L4/1.6L		25	355	MTZ-34 ¹		MTP-24	MT-25	M-25	MTP-75DT ^{1C}
1992-90	L4/1.5L		25	355	MTZ-34 ¹		MTP-24	MT-25	M-25	
1997	L4/1.5L		51R	435		MTX-51R		MT-51R		
1997	L4/1.8L		51R	435		MTX-51R		MT-51R		
Mitsubishi • Mirage G4										
2022-17	L3/1.2L		35	435		MTX-35	MTP-35	MT-35	M-35	M-35HC
Mitsubishi • Montero										
2006-03	V6/3.8L		24F	585	MTZ-34R ¹	MTX-24F	MTP-24F	MT-24F	M-24FHC	
2002-01	V6/3.5L		24F	585	MTZ-34R ¹	MTX-24F	MTP-24F	MT-24F	M-24FHC	
2000-94	V6/3.5L		24	490	MTZ-34 ¹		MTP-24	MT-24	M-24HC	MTP-75DT ^{1C}
1996-90	V6/3.0L		24	490	MTZ-34 ¹		MTP-24	MT-24	M-24HC	MTP-75DT ^{1C}
2002	V6/3.5L	Opt	27F	675	MTZ-34R ¹		MTP-27F		M-27F	
Mitsubishi • Montero Sport										
2004-03	V6/3.5L		24	585	MTZ-34 ¹		MTP-24	MT-24	M-24HC	MTP-78DT ^{1B}
2003-99	V6/3.5L	Opt	24	585	MTZ-34 ¹		MTP-24	MT-24	M-24HC	MTP-78DT ^{1B}
2003-97	V6/3.0L		25	520	MTZ-34 ¹		MTP-24	MT-25	M-25	
2003-97	V6/3.0L	Opt	24	585	MTZ-34 ¹		MTP-24	MT-24	M-24HC	MTP-78DT ^{1B}
2001-99	V6/3.5L		25	520	MTZ-34 ¹		MTP-24	MT-25	M-25	MTP-75DT ^{1C}
1999-97	L4/2.4L		25	520	MTZ-34 ¹		MTP-24	MT-25	M-25	MTP-75DT ^{1C}
1999-97	L4/2.4L	Opt	24	585	MTZ-34 ¹		MTP-24	MT-24	M-24HC	MTP-78DT ^{1B}
Mitsubishi • Outlander										
2020-07	V6/3.0L		24F	585	MTZ-34R ¹	MTX-24F	MTP-24F	MT-24F	M-24FHC	
2020-03	L4/2.4L		35	520		MTX-35	MTP-35	MT-35	M-35HC	
2013-12	V6/3.0L		35	520		MTX-35	MTP-35	MT-35	M-35HC	
2005-04	L4/2.4L		24F	620	MTZ-34R ¹	MTX-24F	MTP-24F	MT-24F	M-24FHC	
2022	L4/2.5L		48 ⁵⁹	720		MTX-48/H6-EFB				
2006	L4/2.4L	Opt	24F	620	MTZ-34R ¹	MTX-24F	MTP-24F	MT-24F	M-24FHC	
Mitsubishi • Outlander PHEV										
2021-20	L4/2.4L		S46B24L ^{33,45,50}							
2020-18	L4/2.0L		S46B24L ^{33,45,50}							
Mitsubishi • Outlander Sport										
2022-15	L4/2.4L		35	520		MTX-35	MTP-35	MT-35	M-35HC	
2022-11	L4/2.0L		35	520		MTX-35	MTP-35	MT-35	M-35HC	
Mitsubishi • Precis										
1994-90	L4/1.5L		25	420				MT-25	M-25	
Mitsubishi • Raider										
2009-06	V6/3.7L		65	600	MTZ-65	MTX-65	MTP-65	MT-65 ¹⁷	M-65	MTP-65HD
2007-06	V8/4.7L		65	600	MTZ-65	MTX-65	MTP-65	MT-65 ¹⁷	M-65	MTP-65HD
2006	V6/3.7L	Opt	65	650	MTZ-65	MTX-65	MTP-65	MT-65 ¹⁷	M-65	MTP-65HD
2006	V8/4.7L	Opt	65	650	MTZ-65	MTX-65	MTP-65	MT-65 ¹⁷	M-65	MTP-65HD

	Model/ Year	Engine	Options	Group Size	Rating (CCA/AH)	Platinum +	Platinum	Gold	Silver	M-Line	Other	
						MTZ	MTX	MTP	MT	M	Alternate	
Automotive & Light Truck Automotrices y Camiones Livianos Automobile et Camionnette	Mitsubishi • RVR											
	2022-15	L4/2.4L		35	520		MTX-35	MTP-35	MT-35	M-35HC		
	2022-11	L4/2.0L		35	520		MTX-35	MTP-35	MT-35	M-35HC		
Heavy-Duty Truck Camiones Para Servicio Pesado Poids Lour	Mitsubishi • Sigma											
	1990	V6/3.0L		24	490	MTZ-34 ¹		MTP-24	MT-24	M-24HC	M-24	
	Mitsubishi • Van											
	1990	L4/2.4L		51	435				MT-51			
Agriculture Agrícola Agriculture	Mobility Ventures • MV-1											
	2017-15	V6/3.7L		65	750	MTZ-65	MTX-65	MTP-65	MT-65 ¹⁷	M-65HC	MTP-65HD	
	2015	V8/4.6L		65	760	MTZ-65 ¹⁷	MTX-65 ¹⁷	MTP-65	MT-65 ¹⁷	M-65HC	MTP-65 ¹⁷	
	2014	V8/4.6L		65	750	MTZ-65	MTX-65	MTP-65	MT-65 ¹⁷	M-65HC	MTP-65HD	
Industrial Industrial Industriel	Nissan • 200SX											
	1998-95	L4/1.6L	Can	24F	550	MTZ-34R ¹	MTX-24F	MTP-24F	MT-24F	M-24FHC		
	1998-95	L4/1.6L	US	35	490		MTX-35	MTP-35	MT-35	M-35HC		
	1998-95	L4/2.0L	Can & Opt	24F	550	MTZ-34R ¹	MTX-24F	MTP-24F	MT-24F	M-24FHC		
	1998-95	L4/2.0L	US	35	490		MTX-35	MTP-35	MT-35	M-35HC		
Lawn & Garden Césped y Jardín Jardin et Pelouse	Nissan • 240SX											
	1998-90	L4/2.4L	Can & Opt	24	415	MTZ-34 ¹		MTP-24	MT-24	M-24HC	MTP-75DT ¹⁰	
	1998-90	L4/2.4L	US	25	360				MT-25	M-25		
Powersports Vehículos Deportivos Sports Motorisés	Nissan • 300ZX											
	1996-93	V6/3.0L	AT	24F	575	MTZ-34R ¹	MTX-24F	MTP-24F	MT-24F	M-24FHC		
	1996-93	V6/3.0L	Conv	35	550		MTX-35	MTP-35	MT-35	M-35HC		
	1996-93	V6/3.0L	Ex Conv w/MT	24F	415	MTZ-34R ¹	MTX-24F	MTP-24F	MT-24F	M-24FHC	M-24	
	1992-90	V6/3.0L	AT	24F	585	MTZ-34R ¹	MTX-24F	MTP-24F	MT-24F	M-24FHC		
	1992-90	V6/3.0L	MT	24F	415	MTZ-34R ¹	MTX-24F	MTP-24F	MT-24F	M-24FHC	M-24	
	1996	V6/3.0L	Ex Conv	24F	575	MTZ-34R ¹	MTX-24F	MTP-24F	MT-24F	M-24FHC		
Reference Referencia Référence	Nissan • 350Z											
	2009-03	V6/3.5L		35	585		MTX-35	MTP-35				
	Nissan • 370Z											
	2020-09	V6/3.7L		35	585		MTX-35	MTP-35				
Reference Referencia Référence	Nissan • Altima											
	2023-19	L4/2.0L		47 ^{54,59}	510		MTX-47/H5-EFB					
	2023-19	L4/2.5L		47 ^{54,59}	510		MTX-47/H5-EFB					
	2018-12	L4/2.5L		35	550		MTX-35	MTP-35	MT-35	M-35HC		
	2018-07	V6/3.5L		35	550		MTX-35	MTP-35	MT-35	M-35HC		
	2011-07	L4/2.5L	Ex Hybrid	35	550		MTX-35	MTP-35	MT-35	M-35HC		
	2011-07	L4/2.5L	Hybrid	34 ⁵⁰	700							
	2006-02	L4/2.5L		24F	550	MTZ-34R ¹	MTX-24F	MTP-24F	MT-24F	M-24FHC		
	2006-02	V6/3.5L		24F	550	MTZ-34R ¹	MTX-24F	MTP-24F	MT-24F	M-24FHC		
	2001-96	L4/2.4L		24F	550	MTZ-34R ¹	MTX-24F	MTP-24F	MT-24F	M-24FHC		
	1995-93	L4/2.4L	Can & Opt	24F	585	MTZ-34R ¹	MTX-24F	MTP-24F	MT-24F	M-24FHC		
	1995-93	L4/2.4L	US	35	350		MTX-35	MTP-35	MT-35	M-35	M-35HC	
Reference Referencia Référence	Nissan • Armada											
	2023-17	V8/5.6L		27	780	MTZ-34 ¹			MT-27	M-27		
	2015-05	V8/5.6L	TTPkg	27F	710	MTZ-34R ¹		MTP-27F		M-27F		
	2015-05	V8/5.6L	w/o TTPkg	24F	650	MTZ-34R ¹	MTX-24F	MTP-24F	MT-24F	M-24FHC		
Reference Referencia Référence	Nissan • Axxess											
	1992-90	L4/2.4L	Can	24F	415	MTZ-34R ¹	MTX-24F	MTP-24F	MT-24F	M-24FHC	M-24	
	1990	L4/2.4L	US	35	350		MTX-35	MTP-35	MT-35	M-35	M-35HC	
Reference Referencia Référence	Nissan • Cube											
	2014-09	L4/1.8L		35	405		MTX-35	MTP-35	MT-35	M-35	M-35HC	
	2014-09	L4/1.8L		35	410		MTX-35	MTP-35	MT-35	M-35	M-35HC	
Reference Referencia Référence	Nissan • D21											
	1994-92	L4/2.4L	US	25	360	MTZ-34 ¹		MTP-24	MT-25	M-25	M-24	
	1994-92	V6/3.0L	US	25	360	MTZ-34 ¹		MTP-24	MT-25	M-25	M-24	
	1993-92	L4/2.4L	Can	24	450	MTZ-34 ¹		MTP-24	MT-24	M-24HC	M-24	
	1993-92	V6/3.0L	Can	27	450	MTZ-34 ¹			MT-27	M-27	MTP-78DT ^{1B}	
	1991-90	L4/2.4L	Can & Opt	24	415	MTZ-34 ¹		MTP-24	MT-24	M-24HC	MTP-75DT ¹⁰	
	1991-90	L4/2.4L	US	25	355	MTZ-34 ¹		MTP-24	MT-25	M-25	M-24	
	1991-90	V6/3.0L	Can & Opt	27	450	MTZ-34 ¹			MT-27	M-27	MTP-78DT ^{1B}	
	1991-90	V6/3.0L	US	25	355	MTZ-34 ¹		MTP-24	MT-25	M-25	M-24	
	1994	L4/2.4L		24	530	MTZ-34 ¹		MTP-24	MT-24	M-24HC	MTP-75DT ¹⁰	
	1994	V6/3.0L		24	530	MTZ-34 ¹		MTP-24	MT-24	M-24HC	M-24	
Reference Referencia Référence	Nissan • Frontier											
	2023-21	V6/3.8L		47 ⁵⁹	510		MTX-47/H5-EFB					
	2020-19	V6/4.0L		47	510	MTZ-47/H5	MTX-47/H5					
	2018-11	L4/2.5L		35	550		MTX-35	MTP-35	MT-35	M-35HC		
	2018-11	V6/4.0L		35	550		MTX-35	MTP-35	MT-35	M-35HC		
	2009-05	L4/2.5L		24F	550	MTZ-34R ¹	MTX-24F	MTP-24F	MT-24F	M-24FHC		
	2009-05	V6/4.0L		24F	550	MTZ-34R ¹	MTX-24F	MTP-24F	MT-24F	M-24FHC		

Model/Year	Engine	Options	Group Size	Rating (CCA/AH)	Platinum +	Platinum	Gold	Silver	M-Line	Other
					MTZ	MTX	MTP	MT	M	Alternate
Nissan • Frontier (continued)										
2004-03	L4/2.4L		25	490	MTZ-34 ¹		MTP-24	MT-25	M-25	MTP-75DT ^{1C}
2004-03	L4/2.4L	Opt	24	575	MTZ-34 ¹		MTP-24	MT-24	M-24HC	MTP-75DT ^{1C}
2004-03	V6/3.3L		24	575	MTZ-34 ¹		MTP-24	MT-24	M-24HC	MTP-75DT ^{1C}
2002-99	V6/3.3L	Can	24	550	MTZ-34 ¹		MTP-24	MT-24	M-24HC	
2002-99	V6/3.3L	US	25	490	MTZ-34 ¹		MTP-24	MT-25	M-25	MTP-75DT ^{1C}
2002-98	L4/2.4L	Can	24	550	MTZ-34 ¹		MTP-24	MT-24	M-24HC	
2002-98	L4/2.4L	US	25	490	MTZ-34 ¹		MTP-24	MT-25	M-25	MTP-75DT ^{1C}
2002-01	L4/2.4L	Can & Opt	24	550	MTZ-34 ¹		MTP-24	MT-24	M-24HC	MTP-75DT ^{1C}
2019	L4/2.5L		47	510	MTZ-47/H5	MTX-47/H5				
2010	L4/2.5L		24F	575	MTZ-34R ¹	MTX-24F	MTP-24F	MT-24F	M-24FHC	
2010	V6/4.0L		24F	575	MTZ-34R ¹	MTX-24F	MTP-24F	MT-24F	M-24FHC	
2004	V6/3.3L		24	N/A	MTZ-34 ¹		MTP-24	MT-24	M-24HC	
Nissan • GT-R										
2023-10	V6/3.8L		51R	430		MTX-51R		MT-51R	M-51R	
2009	V6/3.8L		51R	410		MTX-51R		MT-51R	M-51R	
Nissan • Juke										
2017-11	L4/1.6L		35	570		MTX-35	MTP-35			
Nissan • Kicks										
2023-18	L4/1.6L		47 ^{54,59}	510		MTX-47/H5-EFB				
Nissan • Leaf										
2023-11	Electric		51R	410		MTX-51R		MT-51R	M-51R	
Nissan • Maxima										
2023-19	V6/3.5L		47	550	MTZ-47/H5	MTX-47/H5		MT-47/H5	M-47/H5	
2018-16	V6/3.5L		35	550		MTX-35	MTP-35	MT-35	M-35HC	
2014-09	V6/3.5L		35	550		MTX-35	MTP-35	MT-35	M-35HC	
2008-04	V6/3.5L		24F	550	MTZ-34R ¹	MTX-24F	MTP-24F	MT-24F	M-24FHC	
2001-00	V6/3.0L		24F	585	MTZ-34R ¹	MTX-24F	MTP-24F	MT-24F	M-24FHC	
1999-95	V6/3.0L	Calif & Can	24F	585	MTZ-34R ¹	MTX-24F	MTP-24F	MT-24F	M-24FHC	
1999-95	V6/3.0L	US, Ex Calif	35	360		MTX-35	MTP-35	MT-35	M-35	M-35HC
1994-90	V6/3.0L		35	350		MTX-35	MTP-35	MT-35	M-35	M-35HC
1994-90	V6/3.0L	Can & Opt	27F	625	MTZ-34R ¹		MTP-27F		M-27F	
1994-90	V6/3.0L	Can	24F	585	MTZ-34R ¹	MTX-24F	MTP-24F	MT-24F	M-24FHC	
2003	V6/3.5L		24F	445	MTZ-34R ¹	MTX-24F	MTP-24F	MT-24F	M-24FHC	M-24
2002	V6/3.5L		24F	585	MTZ-34R ¹	MTX-24F	MTP-24F	MT-24F	M-24FHC	
Nissan • Micra										
2019-15	L4/1.6L	Can	99R	470			MTP-T4			
Nissan • Murano										
2023-19	V6/3.5L		47	550	MTZ-47/H5	MTX-47/H5		MT-47/H5	M-47/H5	
2018-16	V6/3.5L		35	550		MTX-35	MTP-35	MT-35	M-35HC	
2015-09	V6/3.5L		35	585		MTX-35	MTP-35	MT-35		
2007-04	V6/3.5L	w/Intelligent Key	24F	700	MTZ-34R ¹	MTX-24F	MTP-24F	MT-24F	M-24FHC	
2007-04	V6/3.5L	w/o Intelligent Key	24F	575	MTZ-34R ¹	MTX-24F	MTP-24F	MT-24F	M-24FHC	
2016	L4/2.5L	Hybrid	51R	410		MTX-51R		MT-51R	M-51R	
2003	V6/3.5L		35	490		MTX-35	MTP-35	MT-35	M-35HC	
Nissan • NV1500										
2020-14	V6/4.0L		24F	650	MTZ-34R ¹	MTX-24F	MTP-24F	MT-24F	M-24FHC	
2013-12	V6/4.0L	w/o TTPkg	24F	650	MTZ-34R ¹	MTX-24F	MTP-24F	MT-24F	M-24FHC	
2013-12	V6/4.0L	w/TTPkg	27F	710	MTZ-34R ¹		MTP-27F		M-27F ⁴⁸	
Nissan • NV200										
2021-13	L4/2.0L		121R	470				MT-121R		
Nissan • NV2500										
2021-12	V6/4.0L	TTPkg	27F	710	MTZ-34R ¹		MTP-27F		M-27F ⁴⁸	
2021-12	V6/4.0L	w/o TTPkg	24F	650	MTZ-34R ¹	MTX-24F	MTP-24F	MT-24F	M-24FHC	
2021-12	V6/4.0L	w/TTPkg	27F	710	MTZ-34R ¹		MTP-27F		M-27F ⁴⁸	
2021-12	V8/5.6L	TTPkg	27F	710	MTZ-34R ¹		MTP-27F		M-27F ⁴⁸	
2021-12	V8/5.6L	w/o TTPkg	24F	650	MTZ-34R ¹	MTX-24F	MTP-24F	MT-24F	M-24FHC	
2021-12	V8/5.6L	w/TTPkg	27F	710	MTZ-34R ¹		MTP-27F		M-27F ⁴⁸	
Nissan • NV3500										
2021-12	V6/4.0L	w/o TTPkg	24F	650	MTZ-34R ¹	MTX-24F	MTP-24F	MT-24F	M-24FHC	
2021-12	V6/4.0L	w/TTPkg	27F	710	MTZ-34R ¹		MTP-27F		M-27F ⁴⁸	
2021-12	V8/5.6L	w/o TTPkg	24F	650	MTZ-34R ¹	MTX-24F	MTP-24F	MT-24F	M-24FHC	
2021-12	V8/5.6L	w/TTPkg	27F	710	MTZ-34R ¹		MTP-27F		M-27F ⁴⁸	
Nissan • NX, Pulsar NX										
1993-91	L4/1.6L	Can	24F	415	MTZ-34R ¹	MTX-24F	MTP-24F	MT-24F	M-24FHC	M-24
1993-91	L4/2.0L	Can & Opt	24F	585	MTZ-34R ¹	MTX-24F	MTP-24F	MT-24F	M-24FHC	
1993-91	L4/2.0L	US	35	350		MTX-35	MTP-35	MT-35	M-35	M-35HC
1993-83	L4/1.6L	US	35	350		MTX-35	MTP-35	MT-35	M-35	M-35HC
1990	L4/1.6L	Can & Opt	24F	415	MTZ-34R ¹	MTX-24F	MTP-24F	MT-24F	M-24FHC	M-24

	Model/ Year	Engine	Options	Group Size	Rating (CCA/AH)	Platinum +	Platinum	Gold	Silver	M-Line	Other	
						MTZ	MTX	MTP	MT	M	Alternate	
Automotive & Light Truck Automotrices y Camiones Livianos Automobile et Camionnette	Nissan • Pathfinder											
	2023-21	V6/3.5L		94R ³³	720	MTZ-94R/H7	MTX-94R/H7					
	2020-19	V6/3.5L		47	550	MTZ-47/H5	MTX-47/H5		MT-47/H5	M-47/H5		
	2018-13	V6/3.5L		35	550		MTX-35	MTP-35	MT-35	M-35HC		
	2015-14	L4/2.4L	Hybrid	51R	435		MTX-51R		MT-51R			
	2012-10	V6/4.0L		35	550		MTX-35	MTP-35	MT-35	M-35HC		
	2012-08	V8/5.6L		24F	650	MTZ-34R ¹	MTX-24F	MTP-24F	MT-24F	M-24FHC		
	2009-07	V6/4.0L		24F	550	MTZ-34R ¹	MTX-24F	MTP-24F	MT-24F	M-24FHC		
	2006-05	V6/4.0L		24F	700	MTZ-34R ¹	MTX-24F	MTP-24F	MT-24F	M-24FHC		
	2004-03	V6/3.5L		24	455	MTZ-34 ¹		MTP-24	MT-24	M-24HC	MTP-75DT ^{1C}	
	2002-01	V6/3.5L		25	360	MTZ-34 ¹		MTP-24	MT-25	M-25	MTP-75DT ^{1C}	
	2002-01	V6/3.5L	Can & Opt	27	450	MTZ-34 ¹			MT-27	M-27	MTP-78DT ^{1B}	
	2002-01	V6/3.5L	Opt	27	450	MTZ-34 ¹			MT-27	M-27	MTP-78DT ^{1B}	
	2002-01	V6/3.5L	US	25	360	MTZ-34 ¹		MTP-24	MT-25	M-25	MTP-75DT ^{1C}	
	2000-96	V6/3.3L		25	360	MTZ-34 ¹		MTP-24	MT-25	M-25	MTP-75DT ^{1C}	
	2000-96	V6/3.3L	Can & Opt	27	450	MTZ-34 ¹			MT-27	M-27	MTP-78DT ^{1B}	
	1995-92	V6/3.0L	Can	27	450	MTZ-34 ¹			MT-27	M-27	MTP-78DT ^{1B}	
	1995-92	V6/3.0L	US	25	360	MTZ-34 ¹		MTP-24	MT-25	M-25	M-24	
	1991-90	V6/3.0L	Can & Opt	27	450	MTZ-34 ¹			MT-27	M-27	MTP-78DT ^{1B}	
1991-90	V6/3.0L	US	25	355	MTZ-34 ¹			MT-25	M-25	M-24		
Heavy-Duty Truck Camiones Para Servicio Pesado Poids Lourd	Nissan • Pathfinder Armada											
	2004	V8/5.6L		24F	700	MTZ-34R ¹	MTX-24F	MTP-24F	MT-24F	M-24FHC		
	2004	V8/5.6L	Opt	27F	710	MTZ-34R ¹		MTP-27F		M-27F ⁴⁸		
Agriculture Agrícola Agriculture	Nissan • Pickup											
	1997-95	L4/2.4L	Can	24	525	MTZ-34 ¹		MTP-24	MT-24	M-24HC	MTP-75DT ^{1C}	
	1997-95	L4/2.4L	US	25	360	MTZ-34 ¹		MTP-24	MT-25	M-25		
	1995	V6/3.0L	Can	24	525	MTZ-34 ¹		MTP-24	MT-24	M-24HC	MTP-75DT ^{1C}	
	1995	V6/3.0L	US	25	360	MTZ-34 ¹		MTP-24	MT-25	M-25		
Industrial Industrial Industriel	Nissan • Qashqai											
	2023-17	L4/2.0L	Can	47 ^{54,59}	510		MTX-47/H5-EFB					
	Nissan • Quest											
	2017-11	V6/3.5L		24F	550	MTZ-34R ¹	MTX-24F	MTP-24F	MT-24F	M-24FHC		
	2009-04	V6/3.5L		24F	550	MTZ-34R ¹	MTX-24F	MTP-24F	MT-24F	M-24FHC		
	2002-99	V6/3.3L		35	450		MTX-35	MTP-35	MT-35	M-35	M-35HC	
	2002-99	V6/3.3L	Can & Opt	24F	525	MTZ-34R ¹	MTX-24F	MTP-24F	MT-24F	M-24FHC	M-24	
	1998-93	V6/3.0L	Can & Opt	24F	525	MTZ-34R ¹	MTX-24F	MTP-24F	MT-24F	M-24FHC	M-24	
	1998-93	V6/3.0L	US	35	450		MTX-35	MTP-35	MT-35	M-35	M-35HC	
	Nissan • Rogue											
2023-22	L3/1.5L		48 ⁵⁹	720		MTX-48/H6-EFB						
2020-19	L4/2.5L	Smyrna Prod	47	550	MTZ-47/H5	MTX-47/H5		MT-47/H5	M-47/H5			
2019-17	L4/2.0L	Hybrid	48 ⁵⁰	770	MTZ-48/H6	MTX-48/H6	MTP-48/H6 ⁴⁸					
2018-17	L4/2.5L		35	550		MTX-35	MTP-35	MT-35	M-35HC			
2016-08	L4/2.5L		35	585		MTX-35	MTP-35	MT-35				
2021	L4/2.5L		48 ⁵⁹	720		MTX-48/H6-EFB						
2020	L4/2.5L	Imported	35	585		MTX-35	MTP-35					
Lawn & Garden Césped y Jardín Jardin et Pelouse	Nissan • Rogue Select											
	2015-14	L4/2.5L		35	550		MTX-35	MTP-35	MT-35			
	Nissan • Rogue Sport											
2022-17	L4/2.0L		47 ^{54,59}	510		MTX-47/H5-EFB						
Powersports Vehículos Deportivos Sports Motorisés	Nissan • Sentra											
	2022-20	L4/2.0L		47 ^{54,59}	510		MTX-47/H5-EFB					
	2017-13	L4/1.8L		21R	470		MTX-35	MTP-35	MT-35	M-35		
	2012-08	L4/2.5L		40R	550				MT-40R			
	2012-07	L4/2.0L		21R	470		MTX-35	MTP-35	MT-35	M-35		
	2012-07	L4/2.5L	SE-R	40R	590				MT-40R			
	2008-06	L4/2.5L		35	550		MTX-35	MTP-35	MT-35	M-35HC		
	2005-03	L4/2.5L		35	355		MTX-35	MTP-35	MT-35	M-35	M-35HC	
	2005-00	L4/1.8L		35	355		MTX-35	MTP-35	MT-35	M-35	M-35HC	
	2000-99	L4/2.0L		35	490		MTX-35	MTP-35	MT-35	M-35HC		
	1998-95	L4/1.6L	Can	24F	550	MTZ-34R ¹	MTX-24F	MTP-24F	MT-24F	M-24FHC		
	1998-95	L4/1.6L	US	35	490		MTX-35	MTP-35	MT-35	M-35HC		
	1994-91	L4/2.0L	Can & Opt	24F	585	MTZ-34R ¹	MTX-24F	MTP-24F	MT-24F	M-24FHC		
	1994-91	L4/2.0L	US	35	350		MTX-35	MTP-35	MT-35	M-35	M-35HC	
	1994-90	L4/1.6L	Can & Opt	24F	415	MTZ-34R ¹	MTX-24F	MTP-24F	MT-24F	M-24FHC	M-24	
	1994-90	L4/1.6L	US	35	350		MTX-35	MTP-35	MT-35	M-35	M-35HC	
	2019	L4/1.6L		35	550		MTX-35	MTP-35	MT-35	M-35HC		
	2019	L4/1.8L		35	550		MTX-35	MTP-35	MT-35	M-35HC		
	2006	L4/1.8L		35	550		MTX-35	MTP-35	MT-35	M-35HC		
2002	L4/2.5L		21R	490		MTX-35	MTP-35	MT-35	M-35			
2001	L4/2.0L		21R	490		MTX-35	MTP-35	MT-35	M-35			
1999	L4/1.6L		35	490		MTX-35	MTP-35	MT-35	M-35HC			

Model/Year	Engine	Options	Group Size	Rating (CCA/AH)	Platinum +	Platinum	Gold	Silver	M-Line	Other
					MTZ	MTX	MTP	MT	M	Alternate
Nissan • Sentra (continued)										
1998	L4/2.0L	Can	24F	550	MTZ-34R ¹	MTX-24F	MTP-24F	MT-24F	M-24FHC	
1998	L4/2.0L	US	35	490		MTX-35	MTP-35	MT-35	M-35HC	
Nissan • Stanza										
1992-90	L4/2.4L		35	350		MTX-35	MTP-35	MT-35	M-35	M-35HC
1992-90	L4/2.4L	Can & Opt	24F	415	MTZ-34R ¹	MTX-24F	MTP-24F	MT-24F	M-24FHC	M-24
Nissan • Titan										
2023-17	V8/5.6L		48 ⁵⁹	720		MTX-48/H6-EFB				
2015-10	V8/5.6L	TTPkg	27F	710	MTZ-34R ¹		MTP-27F		M-27F ⁴⁸	
2015-10	V8/5.6L	w/o TTPkg	24F	650	MTZ-34R ¹	MTX-24F	MTP-24F	MT-24F	M-24FHC	
2009	V8/5.6L		24F	650	MTZ-34R ¹	MTX-24F	MTP-24F	MT-24F	M-24FHC	
2008	V8/5.6L	Ex Flex Fuel & Ex TTPkg	24F	650	MTZ-34R ¹	MTX-24F	MTP-24F	MT-24F	M-24FHC	
2008	V8/5.6L	Flex Fuel or TTPkg	27F	710	MTZ-34R ¹		MTP-27F		M-27F ⁴⁸	
2006	V8/5.6L	TTPkg or HD	27F	710	MTZ-34R ¹		MTP-27F		M-27F ⁴⁸	
2006	V8/5.6L	w/o TTPkg	24F	650	MTZ-34R ¹	MTX-24F	MTP-24F	MT-24F	M-24FHC	
Nissan • Titan XD										
2023-19	V8/5.6L		24F	650	MTZ-34R ¹	MTX-24F	MTP-24F	MT-24F	M-24FHC	
2019-16	V8/5.0L	Dsl	35 ²	550		MTX-35	MTP-35	MT-35	M-35HC	
2018-16	V8/5.6L		27	780	MTZ-34 ¹			MT-27	M-27	
Nissan • Versa										
2022-20	L4/1.6L	w/CVT	47 ³³	600	MTZ-47/H5	MTX-47/H5				
2019-13	L4/1.6L	CVT-Transmission	51R	410		MTX-51R		MT-51R	M-51R	
2012-09	L4/1.6L	Ex CVT	99R	470			MTP-T4			
2012-07	L4/1.8L	CVT-Transmission	51R	410		MTX-51R		MT-51R	M-51R	
2012-07	L4/1.8L	Ex CVT	99R	470			MTP-T4			
Nissan • Versa Note										
2019-07	L4/1.6L		99R	470			MTP-T4			
Nissan • Xterra										
2015-10	V6/4.0L		35	550		MTX-35	MTP-35	MT-35	M-35HC	
2009-05	V6/4.0L		24F	550	MTZ-34R ¹	MTX-24F	MTP-24F	MT-24F	M-24FHC	
2004-00	V6/3.3L		25	490	MTZ-34 ¹		MTP-24	MT-25	M-25	MT-24
2003-00	L4/2.4L	Can & Opt	24	550	MTZ-34 ¹		MTP-24	MT-24	M-24HC	
2003-00	L4/2.4L	US	25	490	MTZ-34 ¹		MTP-24	MT-25	M-25	MT-24
2003-00	V6/3.3L	Can & Opt	24	550	MTZ-34 ¹		MTP-24	MT-24	M-24HC	
2004	L4/2.4L		25	490	MTZ-34 ¹		MTP-24	MT-25	M-25	MT-24
2004	L4/2.4L	Opt	24	550	MTZ-34 ¹		MTP-24	MT-24	M-24HC	
2004	V6/3.3L	Opt	24	550	MTZ-34 ¹		MTP-24	MT-24	M-24HC	
Nissan • X-Trail										
2006	L4/2.5L		24F	550	MTZ-34R ¹	MTX-24F	MTP-24F	MT-24F	M-24FHC	
2005	L4/2.5L		35	550		MTX-35	MTP-35	MT-35	M-35HC	
Nissan • Z										
2023	V6/3.0L		47	550	MTZ-47/H5	MTX-47/H5		MT-47/H5	M-47/H5	
Oldsmobile • 442										
1969-68	V8/6.6L		24	380	MTZ-34 ¹		MTP-24	MT-24	M-24HC	M-24
1969-68	V8/7.5L		24	380	MTZ-34 ¹		MTP-24	MT-24	M-24HC	M-24
1966-65	V8/6.6L		27	N/A	MTZ-34 ¹			MT-27	M-27	
1967	V8/6.6L		24	N/A	MTZ-34 ¹		MTP-24	MT-24	M-24HC	
Oldsmobile • 88										
1999-95	V6/3.8L	Ex HWS	78	690	MTZ-78	MTX-78	MTP-78	MT-78	M-78	MTP-78DT
1997-92	V6/3.8L	HD or w/HWS	78	770	MTZ-78		MTP-78			MTP-78DT
1994-92	V6/3.8L		75	630	MTZ-75DT		MTP-75	MT-75		MTP-75DT
1995	V6/3.8L	w/HWS	78	770	MTZ-78		MTP-78			MTP-78DT
1994	V6/3.8L	HD or HWS	78	770	MTZ-78		MTP-78			MTP-78DT
Oldsmobile • 98										
1996-95	V6/3.8L		78	690	MTZ-78	MTX-78	MTP-78	MT-78	M-78	MTP-78DT
1996-91	V6/3.8L	HD or w/HWS	78	770	MTZ-78		MTP-78			MTP-78DT
1993-85	V6/3.8L		75	630	MTZ-75DT		MTP-75	MT-75		MTP-75DT
1990-85	V6/3.8L	Opt	78	770	MTZ-78		MTP-78			MTP-78DT
1994	V6/3.8L		78	600	MTZ-78	MTX-78	MTP-78	MT-78	M-78	MTP-78DT
1992	V6/3.8L	Opt	78	770	MTZ-78		MTP-78			MTP-78DT
1991	V6/3.8L	HD or HWS	78	770	MTZ-78		MTP-78			MTP-78DT
Oldsmobile • Achieva										
1998-96	L4/2.4L		75	600	MTZ-75DT		MTP-75	MT-75		MTP-75DT
1998-94	V6/3.1L		75	600	MTZ-75DT		MTP-75	MT-75		MTP-75DT
1995-92	L4/2.3L		75	600	MTZ-75DT		MTP-75	MT-75		MTP-75DT
1993-92	V6/3.3L		75	600	MTZ-75DT		MTP-75	MT-75		MTP-75DT
Oldsmobile • Alero										
2004-99	V6/3.4L		75	600			MTP-75	MT-75		
2003-02	L4/2.2L		75	600			MTP-75	MT-75		

Automotive & Light Truck
Automotrices y Camiones Livianos
Automobile et Camionnette

Heavy-Duty Truck
Camiones Para Servicio Pesado
Poids Lourds

Agriculture
Agrícola
Agriculture

Industrial
Industrial
Industrial

Lawn & Garden
Césped y Jardín
Jardin et Pelouse

Powersports
Vehículos Deportivos
Sports Motorises

Reference
Referencia
Référence

For footnotes, see inside back cover. Notas al Pie de Página 468. Référence de Bas de Page 508.

	Model/ Year	Engine	Options	Group Size	Rating (CCA/AH)	Platinum +	Platinum	Gold	Silver	M-Line	Other	
						MTZ	MTX	MTP	MT	M	Alternate	
Automotive & Light Truck Automotrices y Camiones Livianos Automobile et Camionnette	Oldsmobile • Alero (continued)											
	2001-99	L4/2.4L		75	600			MTP-75	MT-75			
	2004	L4/2.2L		75	525			MTP-75	MT-75	M-75		
Heavy-Duty Truck Camiones Para Servicio Pesado Poids Lour	Oldsmobile • Aurora											
	2003-01	V8/4.0L		100 ⁵⁰	770						MTP-78	
	2002-01	V6/3.5L		100 ⁵⁰	770						MTP-78	
	1999-98	V8/4.0L		79 ⁵⁰	840				MT-79			
	1997-95	V8/4.0L		76 ⁵⁰	970						MT-79 ⁵¹	
Agriculture Agrícola Agriculture	Oldsmobile • Bravada											
	2004-02	L6/4.2L		78	600	MTZ-78	MTX-78	MTP-78	MT-78	M-78		
	2001-96	V6/4.3L	Opt	75	690			MTP-75				
	2001-91	V6/4.3L		75	525			MTP-75	MT-75	M-75		
	1993-91	V6/4.3L	Opt	78	630	MTZ-78	MTX-78	MTP-78	MT-78	M-78		
Industrial Industrial Industriel	Oldsmobile • Custom Cruiser, Delta 88, Regency											
	1998-97	V6/3.8L		78	690	MTZ-78	MTX-78	MTP-78	MT-78	M-78	MTP-78DT	
	1992-90	V8/5.0L		75	525	MTZ-75DT		MTP-75	MT-75	M-75	MTP-75DT	
	1991-90	V6/3.8L	Opt	78	730	MTZ-78	MTX-78	MTP-78	MT-78 ⁴⁸	M-78 ⁴⁸	MTP-78DT	
	1991-87	V8/5.0L	Opt	75	570	MTZ-75DT		MTP-75	MT-75		MTP-75DT	
	1991-86	V6/3.8L		75	630	MTZ-75DT		MTP-75	MT-75		MTP-75DT	
	1997	V6/3.8L	HD or w/HWS	78	770	MTZ-78		MTP-78			MTP-78DT	
	1992	V8/5.7L		75	525	MTZ-75DT		MTP-75	MT-75	M-75	MTP-75DT	
	1991	V6/3.8L	HD or w/HWS	78	770	MTZ-78		MTP-78				
	Lawn & Garden Césped y Jardín Jardin et Pelouse	Oldsmobile • Cutlass Calais										
1991-90		L4/2.3L		75	630			MTP-75	MT-75			
1991-89		V6/3.3L		75	630			MTP-75	MT-75			
1991-88		L4/2.5L		75	630			MTP-75	MT-75			
Oldsmobile • Cutlass, Cutlass Ciera, Cutlass Cruiser, Cutlass Supreme												
1999-98		V6/3.1L		75	600	MTZ-75DT		MTP-75	MT-75		MTP-75DT	
1997-96		V6/3.1L		78	600	MTZ-78	MTX-78	MTP-78	MT-78	M-78		
1996-94		L4/2.2L		75	525	MTZ-75DT		MTP-75	MT-75	M-75	MTP-75DT	
1994-91		V6/3.4L		75	690	MTZ-75DT		MTP-75			MTP-75DT	
1994-90		V6/3.1L		75	525	MTZ-75DT		MTP-75	MT-75	M-75	MTP-75DT	
1993-89	V6/3.3L		75	630	MTZ-75DT		MTP-75	MT-75		MTP-75DT		
1992-84	L4/2.5L		75	630	MTZ-75DT		MTP-75	MT-75		MTP-75DT		
1991-90	L4/2.3L		75	630	MTZ-75DT		MTP-75	MT-75		MTP-75DT		
1969-68	V8/5.7L		24	350	MTZ-34 ¹		MTP-24	MT-24	M-24HC	MTP-78DT ^{1B}		
1968-67	V8/6.6L		24	350	MTZ-34 ¹		MTP-24	MT-24	M-24HC	MTP-78DT ^{1B}		
1967-66	V8/5.4L		24	350	MTZ-34 ¹		MTP-24	MT-24	M-24HC	M-24		
1966-65	V8/6.6L		27	N/A	MTZ-34 ¹			MT-27	M-27			
1965-64	V8/5.4L		24	380	MTZ-34 ¹		MTP-24	MT-24	M-24HC	M-24		
1996	V6/3.4L		78	690	MTZ-78	MTX-78	MTP-78	MT-78	M-78			
1995	V6/3.1L	Early	75	525	MTZ-75DT		MTP-75	MT-75	M-75	MTP-75DT		
1995	V6/3.1L	Late Incl Supreme	78	600	MTZ-78	MTX-78	MTP-78	MT-78	M-78			
1995	V6/3.4L	Early	75	690	MTZ-75DT		MTP-75			MTP-75DT		
1995	V6/3.4L	Late Incl Supreme	78	690	MTZ-78	MTX-78	MTP-78	MT-78	M-78			
1994	V6/3.1L		75	630	MTZ-75DT		MTP-75	MT-75		MTP-75DT		
1993	L4/2.2L		75	630	MTZ-75DT		MTP-75	MT-75		MTP-75DT		
1968	V8/6.6L		24	400	MTZ-34 ¹		MTP-24	MT-24	M-24HC	MTP-78DT ^{1B}		
1967	V8/5.4L		24	N/A	MTZ-34 ¹		MTP-24	MT-24	M-24HC	MTP-78DT ^{1B}		
Powersports Vehículos Deportivos Sports Motorisés	Oldsmobile • Delta 88 (See Custom Cruiser, Delta 88, Regency)											
	Oldsmobile • Intrigue											
	2002-99	V6/3.5L		78	690	MTZ-78	MTX-78	MTP-78	MT-78	M-78	MTP-78DT	
	1999-98	V6/3.8L		78	690	MTZ-78	MTX-78	MTP-78	MT-78	M-78	MTP-78DT	
	Oldsmobile • LSS											
	1999-96	V6/3.8L		78	690	MTZ-78	MTX-78	MTP-78	MT-78	M-78		
	Oldsmobile • Regency (See Custom Cruiser, Delta 88, Regency)											
	Oldsmobile • Silhouette											
	2004-97	V6/3.4L		78	600	MTZ-78	MTX-78	MTP-78	MT-78	M-78		
	1995-92	V6/3.8L		75	630	MTZ-75DT		MTP-75	MT-75		MTP-75DT	
1994-90	V6/3.1L		75	525	MTZ-75DT		MTP-75	MT-75	M-75	MTP-75DT		
1996	V6/3.4L		75	525	MTZ-75DT		MTP-75	MT-75	M-75	MTP-75DT		
Reference Referencia Référence	Oldsmobile • Toronado											
	1992-91	V6/3.8L		78	770	MTZ-78		MTP-78				
	1990	V6/3.8L		78	730	MTZ-78	MTX-78	MTP-78	MT-78 ⁴⁸	M-78 ⁴⁸	MTP-78DT	
Panoz • AIV Roadster												
2000-99	V8/4.6L		58R	580				MT-58R				
Panoz • Esperante												
2007-03	V8/4.6L		58R	580				MT-58R				

Model/Year	Engine	Options	Group Size	Rating (CCA/AH)	Platinum +	Platinum	Gold	Silver	M-Line	Other
					MTZ	MTX	MTP	MT	M	Alternate
Peugeot • 405										
1991-90	L4/1.9L		24	420	MTZ-34 ¹		MTP-24	MT-24	M-24HC	M-24
Peugeot • 505										
1991-90	L4/2.2L	Ex Turbo	48 ⁶	660	MTZ-48/H6	MTX-48/H6	MTP-48/H6			
1991-90	L4/2.2L	Turbo	48 ⁵	495	MTZ-48/H6	MTX-48/H6	MTP-48/H6	MT-48/H6	M-48/H6	
1990	V6/2.8L		48	660	MTZ-48/H6	MTX-48/H6	MTP-48/H6			
Plymouth • Acclaim										
1995-92	L4/2.5L		34	600	MTZ-34	MTX-34	MTP-34	MT-34	M-34HC	
1995-90	V6/3.0L		34	500	MTZ-34	MTX-34	MTP-34	MT-34	M-34HC	M-34
1991-90	L4/2.5L		34	500	MTZ-34	MTX-34	MTP-34	MT-34	M-34HC	M-34
Plymouth • Barracuda										
1974-66	V8/5.2L		24	325	MTZ-34 ¹		MTP-24	MT-24	M-24HC	MTP-78DT ^{1B}
1974-64	V8/5.9L		24	325	MTZ-34 ¹		MTP-24	MT-24	M-24HC	MTP-78DT ^{1B}
1973-68	V8/5.6L		24	325	MTZ-34 ¹		MTP-24	MT-24	M-24HC	MTP-78DT ^{1B}
1972-71	V8/7.2L		24	325	MTZ-34 ¹		MTP-24	MT-24	M-24HC	MTP-78DT ^{1B}
1972-64	L6/3.7L		24	325	MTZ-34 ¹		MTP-24	MT-24	M-24HC	MTP-78DT ^{1B}
1971-70	L6/3.2L		24	325	MTZ-34 ¹		MTP-24	MT-24	M-24HC	MTP-78DT ^{1B}
1970-67	V8/6.3L		27	440	MTZ-34 ¹			MT-27	M-27	
1969-68	V8/7.0L		27	440	MTZ-34 ¹			MT-27	M-27	
1968-64	V8/4.5L		24	325	MTZ-34 ¹		MTP-24	MT-24	M-24HC	MTP-78DT ^{1B}
1966-64	L6/2.8L		24	325	MTZ-34 ¹		MTP-24	MT-24	M-24HC	MTP-78DT ^{1B}
1974	V8/5.9L		24	305	MTZ-34 ¹		MTP-24	MT-24	M-24HC	MTP-78DT ^{1B}
1971	V8/6.3L		24	325	MTZ-34 ¹		MTP-24	MT-24	M-24HC	MTP-78DT ^{1B}
1971	V8/7.0L		24	325	MTZ-34 ¹		MTP-24	MT-24	M-24HC	MTP-78DT ^{1B}
Plymouth • Belvedere										
1970-64	V8/6.3L		27	440	MTZ-34 ¹			MT-27	M-27	
Plymouth • Breeze										
2000-97	L4/2.4L		75	510			MTP-75	MT-75	M-75	
2000-96	L4/2.0L		75	510			MTP-75	MT-75	M-75	
1996	L4/2.4L		75	575			MTP-75	MT-75		
Plymouth • Colt										
1995-93	L4/1.5L	US	51	435				MT-51		
1994-93	L4/1.5L	Can	24	580	MTZ-34 ¹		MTP-24	MT-24	M-24HC	MTP-75DT ^{1C}
1994-93	L4/1.8L	Can	24	580	MTZ-34 ¹		MTP-24	MT-24	M-24HC	MTP-75DT ^{1C}
1994-92	L4/2.4L	HD or Can	24	580	MTZ-34 ¹		MTP-24	MT-24	M-24HC	MTP-75DT ^{1C}
1994-92	L4/2.4L	US	24	490	MTZ-34 ¹		MTP-24	MT-24	M-24HC	MTP-75DT ^{1C}
1992-91	L4/1.5L	Opt	25	430	MTZ-34 ¹		MTP-24	MT-25	M-25	MT-24
1992-91	L4/1.5L	US	25	355	MTZ-34 ¹		MTP-24	MT-25	M-25	MT-24
1991-90	L4/1.5L	Can	25	420	MTZ-34 ¹		MTP-24	MT-25	M-25	MT-24
1991-90	L4/2.0L	Can	25	420	MTZ-34 ¹		MTP-24	MT-25	M-25	MT-24
1991-90	L4/2.0L	US	51	435				MT-51		
1994	L4/1.8L	US	25	435	MTZ-34 ¹		MTP-24	MT-25	M-25	MT-24
1992	L4/1.5L	Can, Ex Wagon	25	420	MTZ-34 ¹		MTP-24	MT-25	M-25	MT-24
1992	L4/1.8L	Can, Ex Wagon	25	420	MTZ-34 ¹		MTP-24	MT-25	M-25	MT-24
1992	L4/1.8L	Opt	25	430	MTZ-34 ¹		MTP-24	MT-25	M-25	MT-24
1992	L4/1.8L	US	51	350				MT-51	M-51	
1992	L4/1.8L	Wagon	24	580	MTZ-34 ¹		MTP-24	MT-24	M-24HC	
1992	L4/2.4L	Can, Ex Wagon	25	420	MTZ-34 ¹		MTP-24	MT-25	M-25	MT-24
1992	L4/2.4L	Can	24	580	MTZ-34 ¹		MTP-24	MT-24	M-24HC	
1992	L4/2.4L	Opt	25	430	MTZ-34 ¹		MTP-24	MT-25	M-25	MT-24
1992	L4/2.4L	Wagon	24	580	MTZ-34 ¹		MTP-24	MT-24	M-24HC	
1990	L4/1.5L	Ex Wagon	25	355	MTZ-34 ¹		MTP-24	MT-25	M-25	MT-24
1990	L4/1.5L	Wagon	51	435				MT-51		
1990	L4/1.6L		51	435				MT-51		
1990	L4/1.6L	Can	25	420	MTZ-34 ¹		MTP-24	MT-25	M-25	MT-24
1990	L4/1.8L	Wagon	51	435				MT-51		
Plymouth • Cuda										
1974-73	V8/5.2L		24	305	MTZ-34 ¹		MTP-24	MT-24	M-24HC	M-24
1972-70	V8/5.6L		21	305				MT-25	M-25	
1972-70	V8/5.6L	Opt	24	375	MTZ-34 ¹		MTP-24	MT-24	M-24HC	M-24
1971-70	V8/6.3L		24	375	MTZ-34 ¹		MTP-24	MT-24	M-24HC	M-24
1971-70	V8/6.3L	Opt	27	440	MTZ-34 ¹			MT-27	M-27	MTP-78DT ^{1B}
1971-70	V8/7.0L		27	440	MTZ-34 ¹			MT-27	M-27	MTP-78DT ^{1B}
1971-70	V8/7.2L		27	440	MTZ-34 ¹			MT-27	M-27	MTP-78DT ^{1B}
1974	V8/5.2L	Opt	24	375	MTZ-34 ¹		MTP-24	MT-24	M-24HC	M-24
1974	V8/5.9L		24	305	MTZ-34 ¹		MTP-24	MT-24	M-24HC	M-24
1974	V8/5.9L	Opt	24	375	MTZ-34 ¹		MTP-24	MT-24	M-24HC	M-24
1973	V8/5.2L	Opt	24	440	MTZ-34 ¹		MTP-24	MT-24	M-24HC	M-24
1973	V8/5.6L		24	305	MTZ-34 ¹		MTP-24	MT-24	M-24HC	M-24
1973	V8/5.6L	Opt	24	440	MTZ-34 ¹		MTP-24	MT-24	M-24HC	M-24
1972	V8/5.6L	Opt	27	440	MTZ-34 ¹			MT-27	M-27	MTP-78DT ^{1B}

Automotive & Light Truck
Automotrices y Camiones Livianos
Automobile et Camionette

Heavy-Duty Truck
Camiones Para Servicio Pesado
Poids Lourd

Agriculture
Agrícola
Agriculture

Industrial
Industrial
Industrial

Lawn & Garden
Césped y Jardín
Jardin et Pelouse

Powersports
Vehículos Deportivos
Sports Motorisés

Reference
Referencia
Référence

	Model/ Year	Engine	Options	Group Size	Rating (CCA/AH)	Platinum +	Platinum	Gold	Silver	M-Line	Other	
						MTZ	MTX	MTP	MT	M	Alternate	
Automotive & Light Truck Automotrices y Camiones Livianos Automobile et Camionnette	Plymouth • Duster											
	1976-74	V8/5.9L		24	370	MTZ-34 ¹		MTP-24	MT-24	M-24HC	MTP-78DT ^{1B}	
	1976-74	V8/5.9L	Opt	24	460	MTZ-34 ¹		MTP-24	MT-24	M-24HC	MTP-78DT ^{1B}	
	1976-70	V8/5.2L		24	370	MTZ-34 ¹		MTP-24	MT-24	M-24HC	MTP-78DT ^{1B}	
	1976-70	V8/5.2L	Opt	24	460	MTZ-34 ¹		MTP-24	MT-24	M-24HC	MTP-78DT ^{1B}	
	1973-70	V8/5.6L		24	370	MTZ-34 ¹		MTP-24	MT-24	M-24HC	MTP-78DT ^{1B}	
1973-70	V8/5.6L	Opt	24	460	MTZ-34 ¹		MTP-24	MT-24	M-24HC	MTP-78DT ^{1B}		
Heavy-Duty Truck Camiones Para Servicio Pesado Poids Lourds	Plymouth • Grand Voyager, Voyager											
	2000-96	L4/2.4L		34	600	MTZ-34	MTX-34	MTP-34	MT-34	M-34HC	MTP-78DT	
	2000-90	V6/3.0L		34	500	MTZ-34	MTX-34	MTP-34	MT-34	M-34HC	M-34	
	2000-90	V6/3.3L		34	500	MTZ-34	MTX-34	MTP-34	MT-34	M-34HC	M-34	
	1999-96	L4/2.4L	Opt	34	685	MTZ-34	MTX-34	MTP-34	MT-34	M-34HC	MTP-78DT	
	1999-94	V6/3.8L		34	600	MTZ-34	MTX-34	MTP-34	MT-34	M-34HC	MTP-78DT	
	1999-94	V6/3.8L	Opt	34	685	MTZ-34	MTX-34	MTP-34	MT-34	M-34HC	MTP-78DT	
	1999-91	V6/3.0L	Opt	34	685	MTZ-34	MTX-34	MTP-34	MT-34	M-34HC	MTP-78DT	
	1999-91	V6/3.3L	Opt	34	685	MTZ-34	MTX-34	MTP-34	MT-34	M-34HC	MTP-78DT	
	1995-92	L4/2.5L		34	600	MTZ-34	MTX-34	MTP-34	MT-34	M-34HC	MTP-78DT	
	1995-91	L4/2.5L	Opt	34	685	MTZ-34	MTX-34	MTP-34	MT-34	M-34HC	MTP-78DT	
	1991-90	L4/2.5L		34	500	MTZ-34	MTX-34	MTP-34	MT-34	M-34HC	M-34	
	1990	L4/2.5L	Opt	34	625	MTZ-34	MTX-34	MTP-34	MT-34	M-34HC	MTP-78DT	
	1990	V6/3.0L	Opt	34	625	MTZ-34	MTX-34	MTP-34	MT-34	M-34HC	MTP-78DT	
	1990	V6/3.3L	Opt	34	625	MTZ-34	MTX-34	MTP-34	MT-34	M-34HC	MTP-78DT	
Agriculture Agrícola Agriculture	Plymouth • Horizon											
	1990	L4/2.2L		34	430	MTZ-34	MTX-34	MTP-34	MT-34	M-34HC	M-34	
	Plymouth • Laser											
1994-90	L4/1.8L		86	430				MT-86		MTP-75DT		
1994-90	L4/2.0L	Can	86	525				MT-86		MTP-75DT		
1994-90	L4/2.0L	US	86	430				MT-86		MTP-75DT		
Industrial Industrial Industriel	Plymouth • Neon											
	2001-00	L4/2.0L		26R	450				MT-26R	M-26R		
	2001-00	L4/2.0L	Opt	26R	540				MT-26R			
	1999-95	L4/2.0L		58 ³⁵	450				MT-58	M-58		
Plymouth • Prowler												
2001-99	V6/3.5L		34	525	MTZ-34	MTX-34	MTP-34	MT-34	M-34HC	M-34		
1997	V6/3.5L		34	525	MTZ-34	MTX-34	MTP-34	MT-34	M-34HC	M-34		
Plymouth • Road Runner												
1974-73	V8/5.2L		27	440	MTZ-34 ¹			MT-27	M-27	MTP-78DT ^{1B}		
1974-73	V8/6.6L		27	440	MTZ-34 ¹			MT-27	M-27	MTP-78DT ^{1B}		
1974-73	V8/7.2L		27	440	MTZ-34 ¹			MT-27	M-27	MTP-78DT ^{1B}		
Lawn & Garden Césped y Jardín Jardin et Pelouse	1972-71	V8/5.6L		24	400	MTZ-34 ¹		MTP-24	MT-24	M-24HC	MTP-78DT ^{1B}	
	1972-70	V8/7.2L		24	400	MTZ-34 ¹		MTP-24	MT-24	M-24HC	MTP-78DT ^{1B}	
	1970-68	V8/6.3L		27	440	MTZ-34 ¹			MT-27	M-27	MTP-78DT ^{1B}	
	1970-68	V8/7.0L		27	440	MTZ-34 ¹			MT-27	M-27	MTP-78DT ^{1B}	
	1974	V8/5.9L		27	440	MTZ-34 ¹			MT-27	M-27	MTP-78DT ^{1B}	
	1973	V8/5.6L		24	375	MTZ-34 ¹		MTP-24	MT-24	M-24HC	MTP-78DT ^{1B}	
	1972	V8/5.2L		24	400	MTZ-34 ¹		MTP-24	MT-24	M-24HC	MTP-78DT ^{1B}	
	1972	V8/6.6L		24	400	MTZ-34 ¹		MTP-24	MT-24	M-24HC	MTP-78DT ^{1B}	
	1971	V8/6.3L		24	400	MTZ-34 ¹		MTP-24	MT-24	M-24HC	MTP-78DT ^{1B}	
	1971	V8/7.0L		24	400	MTZ-34 ¹		MTP-24	MT-24	M-24HC	MTP-78DT ^{1B}	
	1969	V8/7.2L		27	440	MTZ-34 ¹			MT-27	M-27	MTP-78DT ^{1B}	
	Powersports Vehículos Deportivos Sports Motorisés	1968	V8/4.5L		24	400	MTZ-34 ¹		MTP-24	MT-24	M-24HC	MTP-78DT ^{1B}
1968		V8/5.2L		24	400	MTZ-34 ¹		MTP-24	MT-24	M-24HC	MTP-78DT ^{1B}	
Plymouth • Satellite												
1967-66		V8/7.2L		27	N/A	MTZ-34 ¹			MT-27	M-27	MTP-78DT ^{1B}	
1967-65		V8/7.0L		27	N/A	MTZ-34 ¹			MT-27	M-27	MTP-78DT ^{1B}	
Plymouth • Sundance												
1994-93	V6/3.0L		34	500	MTZ-34	MTX-34	MTP-34	MT-34	M-34HC	M-34		
1994-92	L4/2.5L		34	600	MTZ-34	MTX-34	MTP-34	MT-34	M-34HC	MTP-78DT		
1994-90	L4/2.2L		34	500	MTZ-34	MTX-34	MTP-34	MT-34	M-34HC	M-34		
1992	V6/3.0L		34	600	MTZ-34	MTX-34	MTP-34	MT-34	M-34HC	MTP-78DT		
1991	L4/2.5L		34	625	MTZ-34	MTX-34	MTP-34	MT-34	M-34HC	MTP-78DT		
1990	L4/2.5L		34	500	MTZ-34	MTX-34	MTP-34	MT-34	M-34HC	M-34		
Reference Referencia Référence	Plymouth • Superbird											
	1970	V8/7.2L		27	440	MTZ-34 ¹			MT-27	M-27		
Plymouth • Voyager (See Grand Voyager, Voyager)												
Polestar • Polestar 1												
2021-20	L4/2.0L	Hybrid, S/C		48 ^{33,50}	760		MTX-48/H6					
Polestar • Polestar 2												
2023-21		Electric		48 ³³	760		MTX-48/H6					

Model/Year	Engine	Options	Group Size	Rating (CCA/AH)	Platinum +	Platinum	Gold	Silver	M-Line	Other
					MTZ	MTX	MTP	MT	M	Alternate
Pontiac • 6000, Grand Am										
2005-99	V6/3.4L		75	600			MTP-75	MT-75		
2005-02	L4/2.2L		75	600			MTP-75	MT-75		
2001-96	L4/2.4L		75	600			MTP-75	MT-75		
1998-94	V6/3.1L		75	600			MTP-75	MT-75		
1995-93	L4/2.3L		75	600			MTP-75	MT-75		
1992-88	L4/2.3L		75	630	MTZ-75DT		MTP-75	MT-75		MTP-75DT
1991-90	V6/3.1L	Can & Opt	75	630	MTZ-75DT		MTP-75	MT-75		MTP-75DT
1991-88	V6/3.1L		75	525	MTZ-75DT		MTP-75	MT-75	M-75	MTP-75DT
1991-85	L4/2.5L		75	630	MTZ-75DT		MTP-75	MT-75		MTP-75DT
2004	L4/2.2L		75	525			MTP-75	MT-75	M-75	
1993	V6/3.3L		75	600	MTZ-75DT		MTP-75	MT-75		MTP-75DT
1992	V6/3.3L		75	630	MTZ-75DT		MTP-75	MT-75		MTP-75DT
Pontiac • Aztek										
2005-01	V6/3.4L		78	600	MTZ-78	MTX-78	MTP-78	MT-78	M-78	
Pontiac • Bonneville										
2005-04	V8/4.6L		100 ⁵⁰	770						MTP-78
2005-02	V6/3.8L		100 ⁵⁰	770						MTP-78
2003-02	V6/3.8L	S/C	79 ^{50,51}	800				MT-79		
2001-00	V6/3.8L		79 ^{50,51}	840				MT-79		
1999-98	V6/3.8L	S/C	78	770	MTZ-78		MTP-78			MTP-78DT
1999-95	V6/3.8L	Ex S/C	78	690	MTZ-78	MTX-78	MTP-78	MT-78	M-78	MTP-78DT
1997-92	V6/3.8L	Opt	78	770	MTZ-78		MTP-78			MTP-78DT
1994-86	V6/3.8L		75	630			MTP-75	MT-75		
1968-67	V8/7.0L		27	350	MTZ-34 ¹			MT-27	M-27	
1965-63	V8/6.9L		60	350						MT-27 ^{5,6,7}
1965-59	V8/6.4L		60	350						MT-27 ^{5,6,7}
1990	V6/3.8L	Opt	78	730	MTZ-78	MTX-78	MTP-78	MT-78 ⁴⁸	M-78 ⁴⁸	MTP-78DT
1969	V8/7.0L		24	325	MTZ-34 ¹		MTP-24	MT-24	M-24HC	MTP-78DT ^{1B}
1968	V8/6.6L	w/High Comp	24	350	MTZ-34 ¹		MTP-24	MT-24	M-24HC	MTP-78DT ^{1B}
1967	V8/6.6L		27	350	MTZ-34 ¹			MT-27	M-27	
1967	V8/7.0L	Opt	27	350	MTZ-34 ¹			MT-27	M-27	
1966	V8/6.4L		27	350	MTZ-34 ¹			MT-27	M-27	
1966	V8/6.4L	Opt	27	350	MTZ-34 ¹			MT-27	M-27	
1966	V8/6.9L		24	325	MTZ-34 ¹		MTP-24	MT-24	M-24HC	MTP-78DT ^{1B}
Pontiac • Catalina										
1968-67	V8/6.6L		22F	250				MT-26R		SP-22F
1968-67	V8/6.6L	Opt	27	350	MTZ-34 ¹			MT-27	M-27	
1968-67	V8/7.0L		22F	250				MT-26R		SP-22F
1968-67	V8/7.0L	Opt	27	350	MTZ-34 ¹			MT-27	M-27	
1969	V8/7.0L		24	325	MTZ-34 ¹		MTP-24	MT-24	M-24HC	MTP-78DT ^{1B}
1966	V8/6.4L		22F	250				MT-26R		SP-22F
1966	V8/6.4L	Opt	27	350	MTZ-34 ¹			MT-27	M-27	
Pontiac • Firebird										
2002-95	V6/3.8L		75	690			MTP-75			
2002-93	V8/5.7L		75	525	MTZ-75DT		MTP-75	MT-75	M-75	MTP-75DT
1995-93	V6/3.4L		75	525	MTZ-75DT		MTP-75	MT-75	M-75	MTP-75DT
1992-90	V6/3.1L		75	525	MTZ-75DT		MTP-75	MT-75	M-75	MTP-75DT
1992-90	V8/5.0L	AT	75	570	MTZ-75DT		MTP-75	MT-75		MTP-75DT
1992-90	V8/5.0L	MT	75	525	MTZ-75DT		MTP-75	MT-75	M-75	MTP-75DT
1992-87	V8/5.7L		75	630	MTZ-75DT		MTP-75	MT-75		MTP-75DT
1986-85	L4/2.5L		75	630	MTZ-75DT		MTP-75	MT-75		MTP-75DT
1985-84	V6/2.8L		70	405			MTP-75	MT-75	M-75	SP-70
1985-84	V8/5.0L	Opt	75	630	MTZ-75DT		MTP-75	MT-75		MTP-75DT
1984-83	L4/2.5L	Opt	75	500	MTZ-75DT		MTP-75	MT-75	M-75	MTP-75DT
1984-83	L4/2.5L		70	405			MTP-75	MT-75	M-75	SP-70
1984-83	V6/2.8L	Opt	75	500	MTZ-75DT		MTP-75	MT-75	M-75	MTP-75DT
1983-82	V6/2.8L		70	315			MTP-75	MT-75	M-75	SP-70
1982-81	V8/5.0L	Opt	73	465			MTP-75	MT-75	M-75	MTP-75DT
1980-77	V6/3.8L		74	450	MTZ-78	MTX-78	MTP-78	MT-78	M-78	
1979-78	V6/3.8L	Opt	74	450	MTZ-78	MTX-78	MTP-78	MT-78	M-78	
1979-78	V8/5.0L		71	350	MTZ-75DT		MTP-75	MT-75	M-75	MTP-75DT
1979-78	V8/5.0L	Opt	74	450	MTZ-78	MTX-78	MTP-78	MT-78	M-78	
1979-78	V8/5.7L		71	350	MTZ-75DT		MTP-75	MT-75	M-75	MTP-75DT
1979-78	V8/5.7L	Opt	74	450	MTZ-78	MTX-78	MTP-78	MT-78	M-78	
1979-78	V8/6.6L		73	430	MTZ-75DT		MTP-75	MT-75	M-75	MTP-75DT
1979-78	V8/6.6L	Opt	74	450	MTZ-78	MTX-78	MTP-78	MT-78	M-78	
1977-73	V8/5.7L		74	450	MTZ-78	MTX-78	MTP-78	MT-78	M-78	
1977-73	V8/6.6L		74	450	MTZ-78	MTX-78	MTP-78	MT-78	M-78	
1976-73	L6/4.1L		74	450	MTZ-78	MTX-78	MTP-78	MT-78	M-78	
1976-73	V8/7.5L		74	450	MTZ-78	MTX-78	MTP-78	MT-78	M-78	
1972-71	V8/7.5L		24	325	MTZ-34 ¹		MTP-24	MT-24	M-24HC	MTP-78DT ^{1B}

Automotive & Light Truck
Automotrices y Camiones Livianos
Automobile et Camionette

Heavy-Duty Truck
Camiones Para Servicio Pesado
Poids Lourd

Agriculture
Agricultura
Agriculture

Industrial
Industrial
Industrial

Lawn & Garden
Césped y Jardín
Jardin et Pelouse

Powersports
Vehículos Deportivos
Sports Motorisés

Reference
Referencia
Référence

	Model/ Year	Engine	Options	Group Size	Rating (CCA/AH)	Platinum +	Platinum	Gold	Silver	M-Line	Other		
						MTZ	MTX	MTP	MT	M	Alternate		
Automotive & Light Truck Automotrices y Camiones Livianos Automobile et Camionnette	Pontiac • Firebird (continued)												
	1972-68	L6/4.1L		24	325	MTZ-34 ¹		MTP-24	MT-24	M-24HC	MTP-78DT ^{1B}		
	1972-68	V8/5.7L		24	325	MTZ-34 ¹		MTP-24	MT-24	M-24HC	MTP-78DT ^{1B}		
	1972-67	V8/6.6L		24	325	MTZ-34 ¹		MTP-24	MT-24	M-24HC	MTP-78DT ^{1B}		
	1987	V8/5.0L	HD w/AT	75	570	MTZ-75DT		MTP-75	MT-75		MTP-75DT		
	1987	V8/5.0L	MT, Ex HO	75	525	MTZ-75DT		MTP-75	MT-75	M-75	MTP-75DT		
	1987	V8/5.0L	Opt	70	500			MTP-75	MT-75	M-75	SP-70		
	1986	L4/2.5L	Opt	75	570	MTZ-75DT		MTP-75	MT-75		MTP-75DT		
	1986	V6/2.8L		70	525			MTP-75	MT-75	M-75	SP-70		
	1986	V8/5.0L		70	525			MTP-75	MT-75	M-75	SP-70		
	1985	V6/2.8L	Opt	75	630	MTZ-75DT		MTP-75	MT-75		MTP-75DT		
	1985	V8/5.0L		70	405			MTP-75	MT-75	M-75	SP-70		
	1984	V8/5.0L		75	500	MTZ-75DT		MTP-75	MT-75	M-75	MTP-75DT		
	1983	V8/5.0L	Opt	75	500	MTZ-75DT		MTP-75	MT-75	M-75	MTP-75DT		
	1983	V8/5.0L		70	405			MTP-75	MT-75	M-75	SP-70		
	1982	L4/2.5L	Opt	73	465			MTP-75	MT-75	M-75	MTP-75DT		
	1982	L4/2.5L		70	315			MTP-75	MT-75	M-75	SP-70		
	1982	V6/2.8L	Opt	73	465			MTP-75	MT-75	M-75	MTP-75DT		
	1982	V8/5.0L		70	400			MTP-75	MT-75	M-75	SP-70		
Heavy-Duty Truck Camiones Para Servicio Pesado Poids Lourds	1981	V6/3.8L	HBL & AC	70	370			MTP-75	MT-75	M-75	SP-70		
	1981	V6/3.8L		70	315			MTP-75	MT-75	M-75	SP-70		
	1981	V8/4.3L	Opt	73	465			MTP-75	MT-75	M-75	MTP-75DT		
	1981	V8/4.3L		70	370			MTP-75	MT-75	M-75	SP-70		
	1981	V8/4.4L	Opt	73	465			MTP-75	MT-75	M-75	MTP-75DT		
	1981	V8/4.4L		70	370			MTP-75	MT-75	M-75	SP-70		
	1981	V8/4.9L	Opt	73	465			MTP-75	MT-75	M-75	MTP-75DT		
	1981	V8/4.9L		70	370			MTP-75	MT-75	M-75	SP-70		
	1981	V8/5.0L		70	370			MTP-75	MT-75	M-75	SP-70		
	1980	V8/4.3L		74	450	MTZ-78	MTX-78	MTP-78	MT-78	M-78			
	1980	V8/4.9L		74	450	MTZ-78	MTX-78	MTP-78	MT-78	M-78			
	1980	V8/5.0L		74	450	MTZ-78	MTX-78	MTP-78	MT-78	M-78			
	Agriculture Agrícola Agriculture	1979	V8/4.9L		71	350	MTZ-75DT		MTP-75	MT-75	M-75	MTP-75DT	
1979		V8/4.9L	Opt	74	450	MTZ-78	MTX-78	MTP-78	MT-78	M-78			
1977		V8/4.9L		74	450	MTZ-78	MTX-78	MTP-78	MT-78	M-78			
1977		V8/5.0L		74	450	MTZ-78	MTX-78	MTP-78	MT-78	M-78			
1967		L6/3.8L		22F	350						SP-22F		
Industrial Industriel Industriel		Pontiac • Firefly											
		2000-95	L3/1.0L		26R	390				MT-26R	M-26R		
	2000-94	L4/1.3L		26R	390				MT-26R	M-26R			
	1991-90	L3/1.0L		26	440				MT-26	M-26			
	1994	L3/1.0L		26	390				MT-26	M-26			
	Pontiac • G3												
	2010-09	L4/1.6L		86	590			MTP-86					
	Pontiac • G3 Wave												
	2009	L4/1.6L		86	550			MTP-86	MT-86				
	Pontiac • G5, Pursuit												
2010-09	L4/2.2L		90 ⁵⁰	590			MTP-90/T5						
2008-06	L4/2.4L		90	600			MTP-90/T5						
2008-05	L4/2.2L		90 ⁵⁰	600			MTP-90/T5						
Pontiac • G6													
2010-08	L4/2.4L		90	590			MTP-90/T5						
2010-08	V6/3.5L		90	590			MTP-90/T5						
2009-08	V6/3.6L		90	590			MTP-90/T5						
2009-08	V6/3.9L		90	590			MTP-90/T5						
2007-06	L4/2.4L		75	525	MTZ-75DT		MTP-75	MT-75	M-75	MTP-75DT			
2007-06	V6/3.9L		75	525	MTZ-75DT		MTP-75	MT-75	M-75	MTP-75DT			
2007-05	V6/3.5L		75	525	MTZ-75DT		MTP-75	MT-75	M-75	MTP-75DT			
2007	V6/3.6L		75	525	MTZ-75DT		MTP-75	MT-75	M-75	MTP-75DT			
Pontiac • G8													
2009	V6/3.6L		94R ⁵⁰	720	MTZ-94R/H7	MTX-94R/H7	MTP-94R/H7			M-94R/H7			
2009	V8/6.0L		94R ⁵⁰	720	MTZ-94R/H7	MTX-94R/H7	MTP-94R/H7			M-94R/H7			
2009	V8/6.2L		94R ⁵⁰	720	MTZ-94R/H7	MTX-94R/H7	MTP-94R/H7			M-94R/H7			
2008	V6/3.6L		94R ⁵⁰	700	MTZ-94R/H7	MTX-94R/H7	MTP-94R/H7			M-94R/H7			
2008	V8/6.0L		94R ⁵⁰	700	MTZ-94R/H7	MTX-94R/H7	MTP-94R/H7			M-94R/H7			
Pontiac • Grand Am (See 6000, Grand Am)													
Pontiac • Grand Prix													
2008-06	V6/3.8L	w/AGM	34 ³³	690	MTZ-34	MTX-34	MTP-34	MT-34	M-34	M-34HC			
2007-05	V8/5.3L		85	625				MT-85					
2005-04	V6/3.8L	w/AGM	34 ³³	680	MTZ-34	MTX-34	MTP-34	MT-34	M-34	M-34HC			
2003-97	V6/3.8L	Ex S/C	78	690	MTZ-78	MTX-78	MTP-78	MT-78	M-78	MTP-78DT			
2003-97	V6/3.8L	S/C	78	770	MTZ-78		MTP-78			MTP-78DT			
Reference Referencia Référence													

Model/Year	Engine	Options	Group Size	Rating (CCA/AH)	Platinum +		Gold	Silver	M-Line	Other
					MTZ	MTX	MTP	MT	M	Alternate
Pontiac • Grand Prix (continued)										
2003-96	V6/3.1L		78	600	MTZ-78	MTX-78	MTP-78	MT-78	M-78	MTP-78DT
1994-91	V6/3.4L		75	690			MTP-75			
1994-90	V6/3.1L		75	525			MTP-75	MT-75	M-75	
1991-90	L4/2.3L		75	630			MTP-75	MT-75		
1977-76	V8/5.7L		72	350	MTZ-75DT		MTP-75	MT-75	M-75	MTP-75DT
1977-76	V8/6.6L		72	350	MTZ-75DT		MTP-75	MT-75	M-75	MTP-75DT
1975-73	V8/6.6L		24	450	MTZ-34 ¹		MTP-24	MT-24	M-24HC	M-24
1975-73	V8/6.6L	Side Terminal	74	450	MTZ-78	MTX-78	MTP-78	MT-78	M-78	MTP-78DT
1975-73	V8/7.5L		24	450	MTZ-34 ¹		MTP-24	MT-24	M-24HC	M-24
1975-73	V8/7.5L	Side Terminal	74	450	MTZ-78	MTX-78	MTP-78	MT-78	M-78	MTP-78DT
1972-70	V8/7.5L		24	325	MTZ-34 ¹		MTP-24	MT-24	M-24HC	M-24
1972-69	V8/6.6L		24	325	MTZ-34 ¹		MTP-24	MT-24	M-24HC	M-24
1968-67	V8/6.6L		27	350	MTZ-34 ¹			MT-27	M-27	
1968-67	V8/7.0L		27	350	MTZ-34 ¹			MT-27	M-27	
1965-63	V8/6.9L		60	350						MT-27 ^{5,6,7}
1965-63	V8/6.9L	Opt	27	N/A	MTZ-34 ¹			MT-27	M-27	
2008	V8/5.3L		85	590	MTZ-75DT			MT-85		MTP-75DT
1996	V6/3.4L		78	690	MTZ-78	MTX-78	MTP-78	MT-78	M-78	
1995	V6/3.1L	Early	75	525	MTZ-75DT		MTP-75	MT-75	M-75	MTP-75DT
1995	V6/3.1L	Late	78	600	MTZ-78	MTX-78	MTP-78	MT-78	M-78	
1995	V6/3.4L	Early	75	690			MTP-75			
1995	V6/3.4L	Late	78	690	MTZ-78	MTX-78	MTP-78	MT-78	M-78	
1977	V8/4.9L		72	350	MTZ-75DT		MTP-75	MT-75	M-75	MTP-75DT
1977	V8/6.6L		74	450	MTZ-78	MTX-78	MTP-78	MT-78	M-78	MTP-78DT
1976	V8/7.5L		74	450	MTZ-78	MTX-78	MTP-78	MT-78	M-78	MTP-78DT
1969	V8/7.0L		24	325	MTZ-34 ¹		MTP-24	MT-24	M-24HC	MTP-78DT ^{1B}
1966	V8/6.4L		27	350	MTZ-34 ¹			MT-27	M-27	
1966	V8/6.9L		22F	250				MT-26R		SP-22F
1966	V8/6.9L	Opt	27	350	MTZ-34 ¹			MT-27	M-27	
Pontiac • GTO, Tempest										
2006-05	V8/6.0L		85	600				MT-85		
1991-90	L4/2.2L	AT & Opt	75	630	MTZ-75DT		MTP-75	MT-75		MTP-75DT
1991-90	L4/2.2L	MT	75	525	MTZ-75DT		MTP-75	MT-75	M-75	MTP-75DT
1991-90	V6/3.1L	AT	75	630	MTZ-75DT		MTP-75	MT-75		MTP-75DT
1991-90	V6/3.1L	MT	75	525	MTZ-75DT		MTP-75	MT-75	M-75	MTP-75DT
1973-71	V8/6.6L		74	465	MTZ-78	MTX-78	MTP-78	MT-78	M-78	MTP-78DT
1973-71	V8/7.5L		74	465	MTZ-78	MTX-78	MTP-78	MT-78	M-78	MTP-78DT
1970-68	L6/4.1L		22F	250				MT-26R		SP-22F
1970-68	V8/5.7L		24	325	MTZ-34 ¹		MTP-24	MT-24	M-24HC	MTP-78DT ^{1B}
1970-67	V8/6.6L		24	325	MTZ-34 ¹		MTP-24	MT-24	M-24HC	MTP-78DT ^{1B}
1967-63	V8/5.3L		24	325	MTZ-34 ¹		MTP-24	MT-24	M-24HC	MTP-78DT ^{1B}
1966-64	V8/6.4L		24	325	MTZ-34 ¹		MTP-24	MT-24	M-24HC	MTP-78DT ^{1B}
2004	V8/5.7L		85	600				MT-85		
1970	V8/7.5L		24	325	MTZ-34 ¹		MTP-24	MT-24	M-24HC	MTP-78DT ^{1B}
Pontiac • LeMans, Optima										
1993-90	L4/1.6L		85	550	MTZ-75DT			MT-85		MTP-75DT
1990	L4/2.0L		85	550	MTZ-75DT			MT-85		MTP-75DT
1990	L4/2.0L	AT	85	630	MTZ-75DT			MT-85		MTP-75DT
Pontiac • Montana										
2009-06	V6/3.9L		34	600	MTZ-34	MTX-34	MTP-34	MT-34	M-34HC	
2006-05	V6/3.5L		34	600	MTZ-34	MTX-34	MTP-34	MT-34	M-34HC	
2005-99	V6/3.4L		78	600	MTZ-78	MTX-78	MTP-78	MT-78	M-78	
Pontiac • Solstice										
2009-08	L4/2.0L		86	590			MTP-86			
2009-08	L4/2.4L		86	590			MTP-86			
2007	L4/2.0L		86	640			MTP-86			
2007	L4/2.4L		86	640			MTP-86			
2006	L4/2.4L		86	590			MTP-86			
Pontiac • Sunbird										
1994-92	V6/3.1L		75	525			MTP-75	MT-75	M-75	
1994-88	L4/2.0L		75	630			MTP-75	MT-75		
1991	V6/3.1L		75	630			MTP-75	MT-75		
Pontiac • Sunfire										
2005-95	L4/2.2L		75	525			MTP-75	MT-75	M-75	
2001-96	L4/2.4L		75	600			MTP-75	MT-75		
2002	L4/2.4L		75	525			MTP-75	MT-75	M-75	
1995	L4/2.3L		75	600			MTP-75	MT-75		
Pontiac • Sunrunner										
1997-95	L4/1.6L		26R	390				MT-26R	M-26R	
1994	L4/1.6L		26	500				MT-26	M-26	

Automotive & Light Truck
Automotrices y Camiones Livianos
Automobile et Camionnette

Heavy-Duty Truck
Camiones Para Servicio Pesado
Poids Lourds

Agriculture
Agricultura
Agriculture

Industrial
Industrial
Industrial

Lawn & Garden
Césped y Jardín
Jardin et Pelouse

Powersports
Vehículos Deportivos
Sports Motorisés

Reference
Referencia
Référence

	Model/ Year	Engine	Options	Group Size	Rating (CCA/AH)	Platinum +	Platinum	Gold	Silver	M-Line	Other
						MTZ	MTX	MTP	MT	M	Alternate
Automotive & Light Truck Automotrices y Camiones Livianos Automobile et Camionnette	Pontiac • Tempest (See GTO, Tempest)										
	Pontiac • Torrent										
	2009-08	V6/3.6L		47	650	MTZ-47/H5	MTX-47/H5				
	2009-07	V6/3.4L		47	650	MTZ-47/H5	MTX-47/H5				
	2006	V6/3.4L		75	600			MTP-75	MT-75		
Heavy-Duty Truck Camiones Para Servicio Pesado Poids Lour	Pontiac • Trans Sport										
	1999-97	V6/3.4L		78	600	MTZ-78	MTX-78	MTP-78	MT-78	M-78	
	1995-92	V6/3.8L		75	630	MTZ-75DT		MTP-75	MT-75		MTP-75DT
	1995-90	V6/3.1L		75	525	MTZ-75DT		MTP-75	MT-75	M-75	MTP-75DT
	1996	V6/3.4L		75	525	MTZ-75DT		MTP-75	MT-75	M-75	MTP-75DT
Agriculture Agrícola Agriculture	Pontiac • Vibe										
	2010-09	L4/2.4L		24F	575	MTZ-34R ¹	MTX-24F	MTP-24F	MT-24F	M-24FHC	
	2008-03	L4/1.8L		35	550		MTX-35	MTP-35	MT-35	M-35HC	
Industrial Industrial Industriel	Pontiac • Wave, Wave 5										
	2008-05	L4/1.6L		86	550			MTP-86			
	2007-05	L4/1.6L		86	590			MTP-86			
Lawn & Garden Césped y Jardín Jardin et Pelouse	Porsche • 918										
	2015	V8/4.6L	Hybrid, Li-ion Only	N/A ⁶⁰							
	Porsche • 718 Boxster										
	2022-21	H6/4.0L	PR Code 195	48	70 Ah	MTZ-48/H6	MTX-48/H6	MTP-48/H6			
	2022-17	H4/2.0L	PR Code 195	48	70 Ah	MTZ-48/H6	MTX-48/H6	MTP-48/H6			
	2022-17	H4/2.5L	PR Code 195	48	70 Ah	MTZ-48/H6	MTX-48/H6	MTP-48/H6			
	Porsche • 718 Cayman										
	2022-20	H6/4.0L	PR Code 195	48 ^{33,50,55,56,58}	70 Ah	MTZ-48/H6	MTX-48/H6				
	2022-17	H4/2.0L	PR Code 195	48 ^{33,50,55,56,58}	70 Ah	MTZ-48/H6	MTX-48/H6				
	2022-17	H4/2.5L	PR Code 195	48 ^{33,50,55,56,58}	70 Ah	MTZ-48/H6	MTX-48/H6				
Powersports Vehículos Deportivos Sports Motorisés	Porsche • 911										
	2019-17	H6/3.0L	PR Code 195	48 ^{33,50,55,56,58}	70 Ah	MTZ-48/H6	MTX-48/H6				
	2019-17	H6/3.0L	PR Code 196	94R ^{33,50,55,56,58}	80 Ah	MTZ-94R/H7	MTX-94R/H7				
	2019-17	H6/3.0L	PR Code 200	49 ^{33,50,55,56,58}	740	MTZ-49/H8	MTX-49/H8				
	2019-17	H6/3.8L	PR Code 195	48 ^{33,50,55,56,58}	70 Ah	MTZ-48/H6	MTX-48/H6				
	2019-17	H6/3.8L	PR Code 196	94R ^{33,50,55,56,58}	80 Ah	MTZ-94R/H7	MTX-94R/H7				
	2019-17	H6/3.8L	PR Code 200	49 ^{33,50,55,56,58}	740	MTZ-49/H8	MTX-49/H8				
	2019-17	H6/4.0L	PR Code 195	48 ^{33,50,55,56,58}	70 Ah	MTZ-48/H6	MTX-48/H6				
	2019-17	H6/4.0L	PR Code 196	94R ^{33,50,55,56,58}	80 Ah	MTZ-94R/H7	MTX-94R/H7				
	2019-17	H6/4.0L	PR Code 200	49 ^{33,50,55,56,58}	740	MTZ-49/H8	MTX-49/H8				
	2016-12	H6/3.4L		49 ⁵⁰	740	MTZ-49/H8	MTX-49/H8	MTP-49/H8 ⁴⁸	MT-49/H8	M-49/H8	
	2016-10	H6/3.8L		49 ⁵⁰	740	MTZ-49/H8	MTX-49/H8	MTP-49/H8 ⁴⁸	MT-49/H8	M-49/H8	
	2012-10	H6/3.6L		49 ⁵⁰	740	MTZ-49/H8	MTX-49/H8	MTP-49/H8 ⁴⁸	MT-49/H8	M-49/H8	
	2012-10	H6/3.8L	Option 1	49 ⁵⁰	740	MTZ-49/H8	MTX-49/H8	MTP-49/H8 ⁴⁸	MT-49/H8	M-49/H8	
	2009-05	H6/3.6L		94R ⁵⁰	740	MTZ-94R/H7	MTX-94R/H7	MTP-94R/H7		M-94R/H7	
2009-05	H6/3.8L		94R ⁵⁰	740	MTZ-94R/H7	MTX-94R/H7	MTP-94R/H7		M-94R/H7		
2004-02	H6/3.6L	Ex GT2	94R ^{9,50}	740	MTZ-94R/H7	MTX-94R/H7	MTP-94R/H7		M-94R/H7		
2004-02	H6/3.6L	GT2	91 ^{9,50}	650							
2004-01	H6/3.6L	GT2	48 ⁵⁰	650	MTZ-48/H6	MTX-48/H6	MTP-48/H6				
2001-99	H6/3.4L		48 ⁵⁰	650	MTZ-48/H6	MTX-48/H6	MTP-48/H6				
1998-90	H6/3.6L		48 ⁵⁰	650	MTZ-48/H6	MTX-48/H6	MTP-48/H6				
2016	H6/4.0L		49 ⁵⁰	740	MTZ-49/H8	MTX-49/H8	MTP-49/H8 ⁴⁸	MT-49/H8	M-49/H8		
2011	H6/4.0L		49 ⁵⁰	740	MTZ-49/H8	MTX-49/H8	MTP-49/H8 ⁴⁸	MT-49/H8	M-49/H8		
2001	H6/3.6L	Ex GT2	91 ⁵⁰	650							
Reference Referencia Référence	1992	H6/3.3L		48 ⁵⁴	650	MTZ-48/H6	MTX-48/H6	MTP-48/H6			
	1991	H6/3.3L	Turbo	48 ⁵⁴	650	MTZ-48/H6	MTX-48/H6	MTP-48/H6			
	Porsche • 928										
	1995-93	V8/5.4L		48	650	MTZ-48/H6	MTX-48/H6	MTP-48/H6			
	1991-90	V8/5.0L		48	650	MTZ-48/H6	MTX-48/H6	MTP-48/H6			
	Porsche • 968										
	1995-92	L4/3.0L		91	600				MT-91/T6		
	Porsche • Boxster										
	2016-13	H6/2.7L	PR Code 195	48 ^{33,50,55,56,58}	70 Ah	MTZ-48/H6	MTX-48/H6				
	2016-13	H6/2.7L	PR Code 196	94R ^{33,50,55,56,58}	80 Ah	MTZ-94R/H7	MTX-94R/H7				
2016-13	H6/2.7L	PR Code 200	49 ^{33,50,55,56,58}	740	MTZ-49/H8	MTX-49/H8					
2016-12	H6/3.4L	PR Code 195	48 ^{33,50,55,56,58}	70 Ah	MTZ-48/H6	MTX-48/H6					
2016-12	H6/3.4L	PR Code 196	94R ^{33,50,55,56,58}	80 Ah	MTZ-94R/H7	MTX-94R/H7					
2016-12	H6/3.4L	PR Code 200	49 ^{33,50,55,56,58}	740	MTZ-49/H8	MTX-49/H8					
2011-09	H6/2.9L		94R ⁵⁰	650	MTZ-94R/H7	MTX-94R/H7	MTP-94R/H7		M-94R/H7		
2011-07	H6/3.4L		94R ⁵⁰	650	MTZ-94R/H7	MTX-94R/H7	MTP-94R/H7		M-94R/H7		
2008-06	H6/2.7L		94R ⁵⁰	650	MTZ-94R/H7	MTX-94R/H7	MTP-94R/H7		M-94R/H7		
2005-02	H6/2.7L	Opt	94R ⁵⁰	650	MTZ-94R/H7	MTX-94R/H7	MTP-94R/H7		M-94R/H7		
2005-02	H6/3.2L	Opt	94R ⁵⁰	650	MTZ-94R/H7	MTX-94R/H7	MTP-94R/H7		M-94R/H7		
2005-00	H6/2.7L		48 ⁵⁰	650	MTZ-48/H6	MTX-48/H6	MTP-48/H6				
2005-00	H6/3.2L		48 ⁵⁰	650	MTZ-48/H6	MTX-48/H6	MTP-48/H6				

Model/ Year	Engine	Options	Group Size	Rating (CCA/Ah)	Platinum +		Gold	Silver	M-Line	Other
					MTZ	MTX	MTP	MT	M	Alternate
Porsche • Boxster (continued)										
1999-97	H6/2.5L		48 ⁵⁰	650	MTZ-48/H6	MTX-48/H6	MTP-48/H6			
2016	H6/3.8L	PR Code 195	48 ^{33,50,55,56,58}	70 Ah	MTZ-48/H6	MTX-48/H6				
2016	H6/3.8L	PR Code 196	94R ^{33,50,55,56,58}	80 Ah	MTZ-94R/H7	MTX-94R/H7				
2016	H6/3.8L	PR Code 200	49 ^{33,50,55,56,58}	740	MTZ-49/H8	MTX-49/H8				
2006	H6/3.2L		94R ⁵⁰	650	MTZ-94R/H7	MTX-94R/H7	MTP-94R/H7		M-94R/H7	
Porsche • Carrera GT										
2005-04	V10/5.7L		48 ⁵⁴	650	MTZ-48/H6	MTX-48/H6	MTP-48/H6			
Porsche • Cayenne										
2021-19	V6/2.9L	Li-ion Only	N/A ^{45,50,60}	60 Ah						
2021-19	V6/3.0L	Li-ion Only	N/A ^{45,50,60}	60 Ah						
2021-19	V8/4.0L	Li-ion Only	N/A ^{45,50,60}	60 Ah						
2017-11	V6/3.0L	PR Code J0B	49 ⁵⁰	850	MTZ-49/H8	MTX-49/H8		MT-49/H8	M-49/H8	
2017-11	V6/3.0L	PR Code J0P	95R ³³	102 Ah		MTX-95R/H9				
2017-11	V6/3.0L	PR Code J1N	94R ⁵⁰	650	MTZ-94R/H7	MTX-94R/H7	MTP-94R/H7		M-94R/H7	
2017-11	V6/3.6L	PR Code J0B	49 ⁵⁰	740	MTZ-49/H8	MTX-49/H8	MTP-49/H8 ⁴⁸			
2017-11	V6/3.6L	PR Code J0P	95R ³³	102 Ah		MTX-95R/H9				
2017-11	V6/3.6L	PR Code J1N	94R ⁵⁰	650	MTZ-94R/H7	MTX-94R/H7	MTP-94R/H7		M-94R/H7	
2017-11	V8/4.8L	PR Code J0B	49 ⁵⁰	740	MTZ-49/H8	MTX-49/H8	MTP-49/H8 ⁴⁸			
2017-11	V8/4.8L	PR Code J0P	95R ³³	102 Ah		MTX-95R/H9				
2017-11	V8/4.8L	PR Code J1N	94R ⁵⁰	650	MTZ-94R/H7	MTX-94R/H7	MTP-94R/H7		M-94R/H7	
2016-13	V6/3.0L	PR Code J0B	49 ⁵⁰	850	MTZ-49/H8	MTX-49/H8		MT-49/H8	M-49/H8	
2016-13	V6/3.0L	PR Code J0P	95R ³³	102 Ah		MTX-95R/H9				
2016-13	V6/3.0L	PR Code J1N	94R ⁵⁰	650	MTZ-94R/H7	MTX-94R/H7	MTP-94R/H7		M-94R/H7	
2010-08	V6/3.6L	PR Code J0L	48 ^{50,56,58}	570	MTZ-48/H6	MTX-48/H6	MTP-48/H6	MT-48/H6	M-48/H6	
2010-08	V6/3.6L	PR Code J0Z	95R ^{50,56,58}			MTX-95R/H9	MTP-95R/H9			
2010-08	V6/3.6L	PR Code J1U	49 ^{50,56,58}	740	MTZ-49/H8	MTX-49/H8	MTP-49/H8 ⁴⁸			
2010-08	V8/4.8L	PR Code J0L	48 ^{50,56,58}	570	MTZ-48/H6	MTX-48/H6	MTP-48/H6	MT-48/H6	M-48/H6	
2010-08	V8/4.8L	PR Code J0Z	95R ^{50,56,58}			MTX-95R/H9	MTP-95R/H9			
2006-04	V6/3.2L	PR Code J0L	48 ^{50,56,58}	570	MTZ-48/H6	MTX-48/H6	MTP-48/H6	MT-48/H6	M-48/H6	
2006-04	V6/3.2L	PR Code J0Z	95R ^{50,56,58}			MTX-95R/H9	MTP-95R/H9			
2006-04	V6/3.2L	PR Code J1U	49 ^{50,56,58}	740	MTZ-49/H8	MTX-49/H8	MTP-49/H8 ⁴⁸			
2006-04	V6/3.2L	PR Code J2C	95R ^{33,50,56,58}			MTX-95R/H9				
2006-03	V8/4.5L	PR Code J0L	48 ^{50,56,58}	570	MTZ-48/H6	MTX-48/H6	MTP-48/H6	MT-48/H6	M-48/H6	
2006-03	V8/4.5L	PR Code J0Z	95R ^{50,56,58}			MTX-95R/H9	MTP-95R/H9			
2006-03	V8/4.5L	PR Code J1U	49 ⁵⁰	740	MTZ-49/H8	MTX-49/H8	MTP-49/H8 ⁴⁸			
2006-03	V8/4.5L	PR Code J2C	95R ^{33,50,56,58}			MTX-95R/H9				
2018	V6/3.0L	Early Hybrid, PR Code J0B	49 ³³	92 Ah	MTZ-49/H8	MTX-49/H8				
2018	V6/3.0L	Early Hybrid, PR Code J0P	95R ³³	102 Ah		MTX-95R/H9				
2018	V6/3.0L	Early Hybrid, PR Code J1N	94R ³³	75 Ah	MTZ-94R/H7	MTX-94R/H7				
2018	V6/3.0L	Late Hyb, Li-ion only	N/A ⁶⁰							
2018	V6/3.6L	Early, PR Code J0B	49 ³³	92 Ah	MTZ-49/H8	MTX-49/H8				
2018	V6/3.6L	Early, PR Code J0P	95R ³³	102 Ah		MTX-95R/H9				
2018	V6/3.6L	Early, PR Code J1N	94R ³³	75 Ah	MTZ-94R/H7	MTX-94R/H7				
2018	V6/3.6L	Late, Li-ion only	N/A ⁶⁰							
2018	V8/4.8L	Early, PR Code J0B	49 ³³	92 Ah	MTZ-49/H8	MTX-49/H8				
2018	V8/4.8L	Early, PR Code J0P	95R ³³	102 Ah		MTX-95R/H9				
2018	V8/4.8L	Early, PR Code J1N	94R ³³	75 Ah	MTZ-94R/H7	MTX-94R/H7				
2018	V8/4.8L	Late, Li-ion only	N/A ⁶⁰							
2008	V8/4.8L	PR Code J1U	49 ^{50,56,58}	740	MTZ-49/H8	MTX-49/H8	MTP-49/H8 ⁴⁸			
Porsche • Cayman										
2016-14	H6/2.7L	PR Code 195	48 ^{33,50,55,56,58}	70 Ah	MTZ-48/H6	MTX-48/H6				
2016-14	H6/2.7L	PR Code 196	94R ^{33,50,55,56,58}	80 Ah	MTZ-94R/H7	MTX-94R/H7				
2016-14	H6/2.7L	PR Code 200	49 ^{33,50,55,56,58}	740	MTZ-49/H8	MTX-49/H8				
2016-14	H6/3.4L	PR Code 195	48 ^{33,50,55,56,58}	70 Ah	MTZ-48/H6	MTX-48/H6				
2016-14	H6/3.4L	PR Code 196	94R ^{33,50,55,56,58}	80 Ah	MTZ-94R/H7	MTX-94R/H7				
2016-14	H6/3.4L	PR Code 200	49 ^{33,50,55,56,58}	740	MTZ-49/H8	MTX-49/H8				
2012-09	H6/2.9L	PR Code 195	48 ^{33,50,55,56,58}	70 Ah	MTZ-48/H6	MTX-48/H6				
2012-09	H6/2.9L	PR Code 196	94R ^{33,50,55,56,58}	80 Ah	MTZ-94R/H7	MTX-94R/H7				
2012-06	H6/3.4L	PR Code 195	48 ^{33,50,55,56,58}	70 Ah	MTZ-48/H6	MTX-48/H6				
2012-06	H6/3.4L	PR Code 196	94R ^{33,50,55,56,58}	80 Ah	MTZ-94R/H7	MTX-94R/H7				
2016	H6/3.8L	PR Code 195	48 ^{33,50,55,56,58}	70 Ah	MTZ-48/H6	MTX-48/H6				
2016	H6/3.8L	PR Code 196	94R ^{33,50,55,56,58}	80 Ah	MTZ-94R/H7	MTX-94R/H7				
2016	H6/3.8L	PR Code 200	49 ^{33,50,55,56,58}	740	MTZ-49/H8	MTX-49/H8				
Porsche • Macan										
2022-20	V6/2.9L	PR Code J0B	49 ^{33,50,55,56,58}	850	MTZ-49/H8	MTX-49/H8				
2022-20	V6/2.9L	PR Code J0P	95R ^{33,50,55,56,58}	950		MTX-95R/H9				
2022-17	L4/2.0L	PR Code J0B	49 ^{33,50,55,56,58}	850	MTZ-49/H8	MTX-49/H8				
2022-17	L4/2.0L	PR Code J0P	95R ^{33,50,55,56,58}	950		MTX-95R/H9				
2021-15	V6/3.0L	PR Code J0B	49 ^{33,50,55,56,58}	850	MTZ-49/H8	MTX-49/H8				
2021-15	V6/3.0L	PR Code J0P	95R ^{33,50,55,56,58}	950		MTX-95R/H9				
2018-17	L4/2.0L	PR Code J1N	94R ^{33,50,55,56,58}	800	MTZ-94R/H7	MTX-94R/H7				

*Note: PR codes are located on a tag near the spare tire or in the warranty booklet. *Nota: Los códigos PR se encuentran en una etiqueta cerca del neumático de repuesto o en el folleto de garantía.

*Remarque : Les codes PR se trouvent sur une étiquette près de la roue de rechange ou dans le livre de garantie. | For footnotes, see inside back cover. Notas al Pie de Página 468. Référence de Bas de Page 508.

Automotive & Light Truck
Automotrices y Camiones Livianos
Automobile et Camionette

Heavy-Duty Truck
Camiones Para Servicio Pesado
Poids Lourd

Agriculture
Agricultura
Agriculture

Industrial
Industrial
Industrial

Lawn & Garden
Césped y Jardín
Jardin et Pelouse

Powersports
Vehículos Deportivos
Sports Motorises

Reference
Referencia
Référence

	Model/ Year	Engine	Options	Group Size	Rating (CCA/AH)	Platinum +	Platinum	Gold	Silver	M-Line	Other		
						MTZ	MTX	MTP	MT	M	Alternate		
Automotive & Light Truck Automotrices y Camiones Livianos Automobile et Camionnette	Porsche • Macan (continued)												
	2018-16	V6/3.0L	PR Code J1N	94R ^{33,50,55,56,58}	800	MTZ-94R/H7	MTX-94R/H7						
	2018-16	V6/3.6L	PR Code J1N	94R ^{33,50,55,56,58}	800	MTZ-94R/H7	MTX-94R/H7						
	2018-15	V6/3.6L	PR Code J0B	49 ^{33,50,55,56,58}	850	MTZ-49/H8	MTX-49/H8						
	2018-15	V6/3.6L	PR Code J0P	95R ^{33,50,55,56,58}	950		MTX-95R/H9						
Heavy-Duty Truck Camiones Para Servicio Pesado Poids Lourds	Porsche • Panamera												
	2022-17	V6/2.9L	PR Code J0B	49 ^{33,50,55,56,58}	850	MTZ-49/H8	MTX-49/H8						
	2022-17	V6/2.9L	PR Code J0P	95R ^{33,50,55,56,58}	950		MTX-95R/H9						
	2022-17	V6/2.9L	PR Code J1N	94R ^{33,50,55,56,58}	800	MTZ-94R/H7	MTX-94R/H7						
	2022-17	V8/4.0L	PR Code J0B	49 ^{33,50,55,56,58}	850	MTZ-49/H8	MTX-49/H8						
	2022-17	V8/4.0L	PR Code J0P	95R ^{33,50,55,56,58}	950		MTX-95R/H9						
	2022-17	V8/4.0L	PR Code J1N	94R ^{33,50,55,56,58}	800	MTZ-94R/H7	MTX-94R/H7						
	2020-17	V6/3.0L	PR Code J0B	49 ^{33,50,55,56,58}	850	MTZ-49/H8	MTX-49/H8						
	2020-17	V6/3.0L	PR Code J0P	95R ^{33,50,55,56,58}	950		MTX-95R/H9						
	2020-17	V6/3.0L	PR Code J1N	94R ^{33,50,55,56,58}	800	MTZ-94R/H7	MTX-94R/H7						
	2016-12	V6/3.0L	PR Code 197	94R ^{33,50,55,56,58}	800	MTZ-94R/H7	MTX-94R/H7						
	2016-12	V6/3.0L	PR Code 200	49 ^{33,50,55,56,58}	850	MTZ-49/H8	MTX-49/H8						
	2016-12	V6/3.0L	PR Code 201	95R ^{33,50,55,56,58}	950		MTX-95R/H9						
	2016-11	V6/3.6L	PR Code 197	94R ^{33,50,55,56,58}	800	MTZ-94R/H7	MTX-94R/H7						
	2016-11	V6/3.6L	PR Code 200	49 ^{33,50,55,56,58}	850	MTZ-49/H8	MTX-49/H8						
	2016-11	V6/3.6L	PR Code 201	95R ^{33,50,55,56,58}	950		MTX-95R/H9						
	2016-10	V8/4.8L	PR Code 197	94R ^{33,50,55,56,58}	800	MTZ-94R/H7	MTX-94R/H7						
	2016-10	V8/4.8L	PR Code 200	49 ^{33,50,55,56,58}	850	MTZ-49/H8	MTX-49/H8						
	2016-10	V8/4.8L	PR Code 201	95R ^{33,50,55,56,58}	950		MTX-95R/H9						
	2014-11	V6/3.6L		49 ⁵⁰	740	MTZ-49/H8	MTX-49/H8	MTP-49/H8 ⁴⁸	MT-49/H8	M-49/H8			
	2014-10	V8/4.8L		49 ⁵⁰	740	MTZ-49/H8	MTX-49/H8	MTP-49/H8 ⁴⁸	MT-49/H8	M-49/H8			
		Porsche • Taycan											
		2022-20	Electric, Li-ion Only		N/A ^{45,60}	40 Ah							
		Ram • 1500											
		2021-20	V6/3.0L	Dsl	49 ³³	800	MTZ-49/H8	MTX-49/H8					
		2021-13	V6/3.6L		94R	730	MTZ-94R/H7	MTX-94R/H7	MTP-94R/H7		M-94R/H7		
		2021-11	V8/5.7L		94R	730	MTZ-94R/H7	MTX-94R/H7	MTP-94R/H7		M-94R/H7		
		2018-14	V6/3.0L	Dsl	49 ³³	800	MTZ-49/H8	MTX-49/H8					
		2013-11	V8/4.7L		94R	730	MTZ-94R/H7	MTX-94R/H7	MTP-94R/H7		M-94R/H7		
	2012-11	V6/3.7L		94R	730	MTZ-94R/H7	MTX-94R/H7	MTP-94R/H7		M-94R/H7			
	2021	V8/6.2L		94R	730	MTZ-94R/H7	MTX-94R/H7	MTP-94R/H7		M-94R/H7			
	Ram • 1500 Classic												
	2021-19	V6/3.6L		94R	730	MTZ-94R/H7	MTX-94R/H7	MTP-94R/H7		M-94R/H7			
	2021-19	V8/5.7L		94R	730	MTZ-94R/H7	MTX-94R/H7	MTP-94R/H7		M-94R/H7			
	2021-14	V8/6.4L		94R	730	MTZ-94R/H7	MTX-94R/H7	MTP-94R/H7		M-94R/H7			
	2019	V6/3.0L	Dsl	49 ³³	800	MTZ-49/H8	MTX-49/H8						
	Ram • 2500												
	2021-11	L6/6.7L	Dsl	94R ²	730	MTZ-94R/H7	MTX-94R/H7	MTP-94R/H7		M-94R/H7			
	2018-11	V8/5.7L		94R	730	MTZ-94R/H7	MTX-94R/H7	MTP-94R/H7		M-94R/H7			
	Ram • 3500												
	2021-14	V8/6.4L		94R	730	MTZ-94R/H7	MTX-94R/H7	MTP-94R/H7		M-94R/H7			
	2021-11	L6/6.7L	Dsl	94R ²	730	MTZ-94R/H7	MTX-94R/H7	MTP-94R/H7		M-94R/H7			
	2018-11	V8/5.7L		94R	730	MTZ-94R/H7	MTX-94R/H7	MTP-94R/H7		M-94R/H7			
	Ram • C/V												
	2015-12	V6/3.6L		94R	730	MTZ-94R/H7	MTX-94R/H7	MTP-94R/H7		M-94R/H7			
	Ram • Dakota												
	2011	V6/3.7L		65	600	MTZ-65	MTX-65	MTP-65	MT-65 ¹⁷	M-65	MTP-65HD		
	2011	V6/3.7L	Opt	65	750	MTZ-65	MTX-65	MTP-65	MT-65 ¹⁷	M-65HC	MTP-65HD		
	2011	V8/4.7L		65	600	MTZ-65	MTX-65	MTP-65	MT-65 ¹⁷	M-65	MTP-65HD		
	2011	V8/4.7L	Opt	65	750	MTZ-65	MTX-65	MTP-65	MT-65 ¹⁷	M-65HC	MTP-65HD		
	Ram • ProMaster 1500												
	2021-14	V6/3.6L	Opt	95R ^{33,50}	950		MTX-95R/H9						
	2021-14	V6/3.6L		49 ⁵⁰	800	MTZ-49/H8	MTX-49/H8		MT-49/H8	M-49/H8			
	2017-14	L4/3.0L	Dsl	49 ⁵⁰	800	MTZ-49/H8	MTX-49/H8		MT-49/H8	M-49/H8			
	2017-14	L4/3.0L	Dsl, Opt	95R ^{33,50}	950		MTX-95R/H9						
	Ram • ProMaster 2500												
	2021-14	V6/3.6L	Opt	95R ^{33,50}	950		MTX-95R/H9						
	2021-14	V6/3.6L		49 ⁵⁰	800	MTZ-49/H8	MTX-49/H8		MT-49/H8	M-49/H8			
	2018-14	L4/3.0L	Dsl	49 ⁵⁰	800	MTZ-49/H8	MTX-49/H8		MT-49/H8	M-49/H8			
	2018-14	L4/3.0L	Dsl, Opt	95R ^{33,50}	950		MTX-95R/H9						
	Ram • ProMaster 3500												
	2021-14	V6/3.6L	Opt	95R ^{33,50}	950		MTX-95R/H9						
	2021-14	V6/3.6L		49 ⁵⁰	800	MTZ-49/H8	MTX-49/H8		MT-49/H8	M-49/H8			
	2018-14	L4/3.0L	Dsl	49 ⁵⁰	800	MTZ-49/H8	MTX-49/H8		MT-49/H8	M-49/H8			
	2018-14	L4/3.0L	Dsl, Opt	95R ^{33,50}	950		MTX-95R/H9						

*Note: PR codes are located on a tag near the spare tire or in the warranty booklet. *Nota: Los códigos PR se encuentran en una etiqueta cerca del neumático de repuesto o en el folleto de garantía.
 *Remarque : Les codes PR se trouvent sur une étiquette près de la roue de rechange ou dans le livre de garantie. | For footnotes, see inside back cover. Notas al Pie de Página 468. Référence de Bas de Page 508.

Model/Year	Engine	Options	Group Size	Rating (CCA/AH)	Platinum +		Gold	Silver	M-Line	Other
					MTZ	MTX	MTP	MT	M	Alternate
Ram • ProMaster City										
2020-17	L4/2.4L		48	750		MTX-48/H6	MTP-48/H6			
Rolls-Royce • Ghost										
2015-10	V12/6.6L		49 ^{33,50,54}	900	MTZ-49/H8	MTX-49/H8				
Rolls-Royce • Phantom										
2015-04	V12/6.7L		48 ^{33,50,54}	760		MTX-48/H6				
2014-04	V12/6.7L Opt		49 ^{33,50,54}	900	MTZ-49/H8	MTX-49/H8				
Rolls-Royce • Wraith										
2015-14	V12/6.6L		49 ^{33,50,54}	900	MTZ-49/H8	MTX-49/H8				
Saab • 900										
1998-94	L4/2.0L		47	520	MTZ-47/H5	MTX-47/H5				
1998-94	L4/2.3L		47	520	MTZ-47/H5	MTX-47/H5				
1997-94	V6/2.5L		47	520	MTZ-47/H5	MTX-47/H5				
1993-91	L4/2.1L		26	405				MT-26	M-26	
1993-90	L4/2.0L		26	405				MT-26	M-26	
1994	L4/2.1L		47	520	MTZ-47/H5	MTX-47/H5				
Saab • 9000										
1998-94	L4/2.3L		41	570				MT-41		
1998-94	L4/2.3L	Group 47 fits 9 1/2" tray	91 ⁵⁶	520				MT-91/T6		
1997-95	V6/3.0L		41	570				MT-41		
1997-95	V6/3.0L	Group 47 fits 9 1/2" tray	91 ⁵⁶	520				MT-91/T6		
1993-92	L4/2.3L		47	520	MTZ-47/H5	MTX-47/H5				
1991-90	L4/2.3L		47	450	MTZ-47/H5	MTX-47/H5				
1991-90	L4/2.3L	Opt	34R	450	MTZ-34R					
1990-86	L4/2.0L		47	450	MTZ-47/H5	MTX-47/H5				
1990-86	L4/2.0L	Opt	34R	450	MTZ-34R					
Saab • 9-2X, 9-3, 9-3X, 9-4X, 9-5, 9-7X										
2011-10	L4/2.0L	9-3	48	70 Ah	MTZ-48/H6	MTX-48/H6	MTP-48/H6			
2011-10	V6/2.8L	9-5	48	700	MTZ-48/H6	MTX-48/H6	MTP-48/H6			
2011-08	L4/2.0L		48	70 Ah	MTZ-48/H6	MTX-48/H6	MTP-48/H6			
2009-08	L4/2.3L	9-5	48	70 Ah	MTZ-48/H6	MTX-48/H6	MTP-48/H6			
2009-08	V8/6.0L	9-7X	78	600	MTZ-78	MTX-78	MTP-78	MT-78	M-78	
2009-06	V6/2.8L		48 ⁵⁰	70 Ah	MTZ-48/H6	MTX-48/H6	MTP-48/H6			
2009-05	L6/4.2L	9-7X	78	600	MTZ-78	MTX-78	MTP-78	MT-78	M-78	
2009-05	V8/5.3L	9-7X	78	600	MTZ-78	MTX-78	MTP-78	MT-78	M-78	
2007-99	L4/2.3L	9-5	91	520				MT-91/T6		
2007-04	L4/2.0L		48 ⁵⁰	700	MTZ-48/H6	MTX-48/H6	MTP-48/H6			
2007-04	L4/2.0L	Conv	91	60 Ah				MT-91/T6		
2007-04	L4/2.3L		48	700	MTZ-48/H6	MTX-48/H6	MTP-48/H6			
2007-03	L4/2.0L	Sport Sedan	91	60 Ah				MT-91/T6		
2003-99	V6/3.0L	9-5	91	520				MT-91/T6		
2003-02	L4/2.3L		48 ⁵⁰	700	MTZ-48/H6	MTX-48/H6	MTP-48/H6			
2003-02	V6/3.0L		48	700	MTZ-48/H6	MTX-48/H6	MTP-48/H6			
2002-99	L4/2.0L	Conv	47	520	MTZ-47/H5	MTX-47/H5				
2002-99	L4/2.3L	Sedan	47 ⁴⁰	580	MTZ-47/H5	MTX-47/H5		MT-47/H5	M-47/H5	
2001-99	L4/2.0L		47	580	MTZ-47/H5	MTX-47/H5		MT-47/H5	M-47/H5	
2001-99	V6/3.0L		48	650	MTZ-48/H6	MTX-48/H6	MTP-48/H6			
2001-00	L4/2.3L		48	650	MTZ-48/H6	MTX-48/H6	MTP-48/H6			
2011	L4/2.0L	9-5	91	550				MT-91/T6		
2011	V6/2.8L	9-4X	48	700	MTZ-48/H6	MTX-48/H6	MTP-48/H6			
2011	V6/3.0L	9-4X	48	700	MTZ-48/H6	MTX-48/H6	MTP-48/H6			
2006	H4/2.5L	9-2X Aero	35	550		MTX-35	MTP-35	MT-35	M-35HC	
2005	H4/2.0L		25	550				MT-25	M-25	
2005	H4/2.0L	9-2X Aero	75D23R	550				MT-25		SC25A
2005	H4/2.5L		25	550				MT-25	M-25	
2005	H4/2.5L	9-2X Linear	75D23L	550		MTX-35	MTP-35	MT-35		
2003	L4/2.0L	Conv	47 ⁴⁰	580	MTZ-47/H5	MTX-47/H5		MT-47/H5	M-47/H5	
2003	L4/2.0L	Sport Sedan	48 ⁵⁰	700	MTZ-48/H6	MTX-48/H6	MTP-48/H6			
2002	L4/2.0L		47 ⁴⁰	580	MTZ-47/H5	MTX-47/H5		MT-47/H5	M-47/H5	
1999	L4/2.3L		48	700	MTZ-48/H6	MTX-48/H6	MTP-48/H6			
Saleen • S7										
2006-02	V8/7.0L		34	750	MTZ-34	MTX-34	MTP-34			
Saturn • Astra										
2009-08	L4/1.8L		91	600				MT-91/T6		
Saturn • Aura										
2009	L4/2.4L		90	600			MTP-90/T5			
2009	V6/3.6L		90	600			MTP-90/T5			
2008	L4/2.4L		90	590			MTP-90/T5			
2008	V6/3.5L		90	590			MTP-90/T5			
2008	V6/3.6L		90	590			MTP-90/T5			
2007	L4/2.4L	XE	75	575			MTP-75	MT-75		

Automotive & Light Truck
Automotrices y Camiones Livianos
Automobile et Camionette

Heavy-Duty Truck
Camiones Para Servicio Pesado
Poids Lourds

Agriculture
Agrícola
Agriculture

Industrial
Industrial
Industrial

Lawn & Garden
Césped y Jardín
Jardin et Pelouse

Powersports
Vehículos Deportivos
Sports Motorises

Reference
Referencia
Référence

	Model/ Year	Engine	Options	Group Size	Rating (CCA/AH)	Platinum +	Platinum	Gold	Silver	M-Line	Other	
						MTZ	MTX	MTP	MT	M	Alternate	
Automotive & Light Truck Automotrices y Camiones Livianos Automobile et Camionnette	Saturn • Aura (continued)											
	2007	L4/2.4L	XR	75	690			MTP-75				
	2007	V6/3.5L		75	690			MTP-75				
	2007	V6/3.6L		75	690			MTP-75				
Heavy-Duty Truck Camiones Para Servicio Pesado Poids Lourd	Saturn • Ion											
	2007-06	L4/2.2L	From 6/2006	78 ⁵⁰	600	MTZ-78	MTX-78	MTP-78	MT-78	M-78		
	2007-06	L4/2.4L	From 6/2006	78 ⁵⁰	600	MTZ-78	MTX-78	MTP-78	MT-78	M-78		
	2007-04	L4/2.0L		78 ⁵⁰	600	MTZ-78	MTX-78	MTP-78	MT-78	M-78		
	2005-03	L4/2.2L		75 ⁵⁰	600			MTP-75				
	2006	L4/2.2L	To 6/2006	75 ⁵⁰	600			MTP-75				
	2006	L4/2.4L	To 6/2006	75 ⁵⁰	600			MTP-75				
	Saturn • L, LS, LW, SC, SL, SW											
	2002-91	L4/1.9L		75	525			MTP-75	MT-75	M-75		
	2000	L4/2.2L		75	525			MTP-75	MT-75	M-75		
2000	V6/3.0L		75	525			MTP-75	MT-75	M-75			
Saturn • L100												
2002	L4/2.2L		78	600	MTZ-78	MTX-78	MTP-78	MT-78	M-78			
2001	L4/2.2L		75	525			MTP-75	MT-75	M-75			
Agriculture Agrícola Agriculture	Saturn • L200											
	2003-02	L4/2.2L		78	600	MTZ-78	MTX-78	MTP-78	MT-78	M-78		
	2001	L4/2.2L		75	525			MTP-75	MT-75	M-75		
	Saturn • L300											
	2005-02	V6/3.0L		78	600	MTZ-78	MTX-78	MTP-78	MT-78	M-78		
	2004	L4/2.2L		78	600	MTZ-78	MTX-78	MTP-78	MT-78	M-78		
	2001	V6/3.0L		75	525			MTP-75	MT-75	M-75		
	Saturn • LW200											
	2003-02	L4/2.2L		78	600	MTZ-78	MTX-78	MTP-78	MT-78	M-78		
	2001	L4/2.2L		75	525			MTP-75	MT-75	M-75		
Industrial Industrial Industriel	Saturn • LW300											
	2003-02	V6/3.0L		78	600	MTZ-78	MTX-78	MTP-78	MT-78	M-78		
	2001	V6/3.0L		75	525			MTP-75	MT-75	M-75		
	Saturn • Outlook											
	2009-07	V6/3.6L		48 ⁵⁰	730	MTZ-48/H6	MTX-48/H6	MTP-48/H6				
	2010	V6/3.6L		48 ⁵⁰	660	MTZ-48/H6	MTX-48/H6	MTP-48/H6				
	Saturn • Relay											
	2007-06	V6/3.9L		34	600	MTZ-34	MTX-34	MTP-34	MT-34	M-34HC		
	2006-05	V6/3.5L		34	600	MTZ-34	MTX-34	MTP-34	MT-34	M-34HC		
	Saturn • SC, SL, SW (See L, LS, LW, SC, SL, SW)											
Lawn & Garden Césped y Jardín Jardin et Pelouse	Saturn • Sky											
	2010-07	L4/2.0L		86	590			MTP-86				
	2010-07	L4/2.4L		86	590			MTP-86				
	Saturn • Vue											
	2010-08	L4/2.4L		47	650	MTZ-47/H5	MTX-47/H5					
	2010-08	V6/3.5L		48	730	MTZ-48/H6	MTX-48/H6	MTP-48/H6				
	2010-08	V6/3.6L		48	730	MTZ-48/H6	MTX-48/H6	MTP-48/H6				
	2006-04	L4/2.2L		75	550			MTP-75	MT-75	M-75		
	2006-04	V6/3.5L		86	590			MTP-86				
	2003-02	L4/2.2L		75	600			MTP-75	MT-75			
2003-02	V6/3.0L		75	600			MTP-75	MT-75				
2007	L4/2.2L		75	525			MTP-75	MT-75	M-75			
2007	L4/2.4L		86	590			MTP-86					
2007	V6/3.5L		86	640			MTP-86					
Powersports Vehículos Deportivos Sports Motorisés	Scion • FR-S											
	2016-13	H4/2.0L		35	430		MTX-35	MTP-35	MT-35	M-35	M-35HC	
	Scion • iA											
	2016	L4/1.5L		35	N/A		MTX-35	MTP-35	MT-35			
	Scion • iM											
	2016	L4/1.8L		N/A	N/A							
	Scion • iQ											
	2015-12	L4/1.3L		51	295				MT-51	M-51		
	2015-12	L4/1.3L	Opt, Cold Climate	35	320		MTX-35	MTP-35	MT-35	M-35	M-35HC	
	Scion • tC											
2015-11	L4/2.5L		24F	575	MTZ-34R ¹	MTX-24F	MTP-24F	MT-24F	M-24FHC			
2010-05	L4/2.4L		24	575	MTZ-34 ¹		MTP-24	MT-24	M-24HC			
2016	L4/2.5L		24F	530	MTZ-34R ¹	MTX-24F	MTP-24F	MT-24F	M-24FHC	M-24		
Scion • xA												
2006-04	L4/1.5L		25	550				MT-25	M-25			

Model/ Year	Engine	Options	Group Size	Rating (CCA/AH)	Platinum +	Platinum	Gold	Silver	M-Line	Other
					MTZ	MTX	MTP	MT	M	Alternate
Scion • xB										
2015-08	L4/2.4L		24F	575	MTZ-34R ¹	MTX-24F	MTP-24F	MT-24F	M-24FHC	
2006-04	L4/1.5L		25	550				MT-25	M-25	
Smart • EQ Fortwo										
2019	Electric		N/A	40 Ah						
2019	Electric, Opt			47 ^{33,50,54}	680					
Smart • Fortwo										
2018-17	Electric		N/A	40 Ah						
2018-17	Electric, Opt			47 ^{33,50,54}	680					
2016-11	Electric, AGM, Opt			47 ^{33,50,54}	680					
2016-11	Electric			47 ^{50,54}	480	MTZ-47/H5	MTX-47/H5	MT-47/H5	M-47/H5	
2015-08	L3/1.0L	AGM, Opt		47 ^{33,50,54}	680					
2015-08	L3/1.0L	w/o AGM		47 ^{50,54}	480	MTZ-47/H5	MTX-47/H5	MT-47/H5	M-47/H5	
2007-05	L3/0.8L	Dsl		47 ^{50,54}	540	MTZ-47/H5	MTX-47/H5	MT-47/H5	M-47/H5	
2017	L3/0.9L	Opt		47 ^{33,50,54}	680					
2017	L3/0.9L			N/A	40 Ah					
2016	L3/0.9L			47 ^{50,54}	480	MTZ-47/H5	MTX-47/H5	MT-47/H5	M-47/H5	
2016	L3/0.9L	AGM, Opt		47 ^{33,50,54}	680					
Sterling • 827										
1991-89	V6/2.7L		34R	675	MTZ-34R					
Subaru • Ascent										
2022-19	H4/2.4L		35	550		MTX-35	MTP-35	MT-35	M-35HC	
2023	H4/2.4L		47 ⁵⁹	620		MTX-47/H5-EFB				
Subaru • B9 Tribeca										
2007-06	H6/3.0L		35	490		MTX-35	MTP-35	MT-35	M-35HC	
Subaru • Baja										
2006-03	H4/2.5L	AT	35	490		MTX-35	MTP-35	MT-35	M-35HC	
2006-03	H4/2.5L	MT	35	430		MTX-35	MTP-35	MT-35	M-35	M-35HC
Subaru • BRZ										
2020-13	H4/2.0L		35	550		MTX-35	MTP-35	MT-35	M-35HC	
2023	H4/2.4L		47 ⁵⁹	620		MTX-47/H5-EFB				
2022	H4/2.4L		35	550		MTX-35	MTP-35	MT-35	M-35HC	
Subaru • Crosstrek										
2023-21	H4/2.5L	Gas, w/Start-Stop	35(Q85) ⁵⁹	620		MTX-35-EFB ⁹				
2023-20	H4/2.5L	Gas, w/o Start-Stop	35	550		MTX-35	MTP-35	MT-35	M-35HC	
2023-19	H4/2.5L	Hybrid	35	390		MTX-35	MTP-35	MT-35	M-35	M-35HC
2022-21	H4/2.0L	Gas, w/Start-Stop	35(Q85) ⁵⁹	520		MTX-35-EFB ⁹				
2022-20	H4/2.0L	Gas, w/o Start-Stop	35	550		MTX-35	MTP-35	MT-35	M-35HC	
2020-19	H4/2.0L	Hybrid	35	390		MTX-35	MTP-35	MT-35	M-35	M-35HC
2019-16	H4/2.0L		35	390		MTX-35	MTP-35	MT-35	M-35	M-35HC
Subaru • Forester										
2023-21	H4/2.5L		35(Q85) ⁵⁹	520		MTX-35-EFB ⁹				
2018-16	H4/2.0L		35	390		MTX-35	MTP-35	MT-35	M-35	M-35HC
2018-16	H4/2.5L		35	390		MTX-35	MTP-35	MT-35	M-35	M-35HC
2015-14	H4/2.0L		35	550		MTX-35	MTP-35	MT-35	M-35HC	
2015-10	H4/2.5L		35	550		MTX-35	MTP-35	MT-35	M-35HC	
2009-08	H4/2.5L		35	490		MTX-35	MTP-35	MT-35	M-35HC	
2005-98	H4/2.5L	AT or HD	35	520		MTX-35	MTP-35	MT-35	M-35HC	
2004-98	H4/2.5L	MT	35	360		MTX-35	MTP-35	MT-35	M-35	M-35HC
2007	H4/2.5L		35	500		MTX-35	MTP-35	MT-35	M-35HC	
2006	H4/2.5L	AT	35	490		MTX-35	MTP-35	MT-35	M-35HC	
2006	H4/2.5L	MT	35	360		MTX-35	MTP-35	MT-35	M-35	M-35HC
2005	H4/2.5L	MT	35	430		MTX-35	MTP-35	MT-35	M-35	M-35HC
Subaru • Impreza										
2023-12	H4/2.0L		35	550		MTX-35	MTP-35	MT-35	M-35HC	
2014-10	H4/2.5L		35	550		MTX-35	MTP-35	MT-35	M-35HC	
2009-01	H4/2.5L		35	520		MTX-35	MTP-35	MT-35	M-35HC	
2005-98	H4/2.5L	AT	35	520		MTX-35	MTP-35	MT-35	M-35HC	
2004-98	H4/2.5L	MT	35	360		MTX-35	MTP-35	MT-35	M-35	M-35HC
2004-02	H4/2.0L	AT	35	420		MTX-35	MTP-35	MT-35	M-35	M-35HC
2004-02	H4/2.0L	MT	35	360		MTX-35	MTP-35	MT-35	M-35	M-35HC
2001-95	H4/2.2L	AT	35	520		MTX-35	MTP-35	MT-35	M-35HC	
2001-95	H4/2.2L	MT	35	360		MTX-35	MTP-35	MT-35	M-35	M-35HC
1997-93	H4/1.8L	AT	35	520		MTX-35	MTP-35	MT-35	M-35HC	
1997-93	H4/1.8L	MT	35	360		MTX-35	MTP-35	MT-35	M-35	M-35HC
2006	H4/2.5L	AT	35	490		MTX-35	MTP-35	MT-35	M-35HC	
2006	H4/2.5L	MT	35	420		MTX-35	MTP-35	MT-35	M-35	M-35HC
2005	H4/2.0L	AT	35	520		MTX-35	MTP-35	MT-35	M-35HC	
2005	H4/2.0L	MT	35	430		MTX-35	MTP-35	MT-35	M-35	M-35HC
2005	H4/2.5L	MT	35	430		MTX-35	MTP-35	MT-35	M-35	M-35HC

	Model/ Year	Engine	Options	Group Size	Rating (CCA/AH)	Platinum +	Platinum	Gold	Silver	M-Line	Other	
						MTZ	MTX	MTP	MT	M	Alternate	
Automotive & Light Truck Automotrices y Camiones Livianos Automobile et Camionnette	Subaru • Justy											
	1994-90	L3/1.2L		35	420		MTX-35	MTP-35	MT-35	M-35	M-35HC	
	1995	L3/1.2L		35	550		MTX-35	MTP-35	MT-35	M-35HC		
Heavy-Duty Truck Camiones Para Servicio Pesado Poids Lourd	Subaru • Legacy, Outback											
	2023-20	H4/2.4L		47 ⁵⁹	620		MTX-47/H5-EFB					
	2023-20	H4/2.5L		47 ⁵⁹	620		MTX-47/H5-EFB					
	2019-16	H4/2.5L		25	355				MT-25	M-25		
	2019-10	H6/3.6L		25	490				MT-25	M-25		
	2015-10	H4/2.5L		25	490				MT-25	M-25		
	2009-07	H4/2.5L		35	490		MTX-35	MTP-35	MT-35	M-35HC		
	2009-07	H6/3.0L		35	490		MTX-35	MTP-35	MT-35	M-35HC		
	2008-00	H4/2.5L Opt		85	430				MT-85			
	2006-99	H4/2.5L MT		35	430		MTX-35	MTP-35	MT-35	M-35	M-35HC	
	2006-96	H4/2.5L AT		35	490		MTX-35	MTP-35	MT-35	M-35HC		
	2005-01	H6/3.0L		35	490		MTX-35	MTP-35	MT-35	M-35HC		
	1999-97	H4/2.2L AT		35	490		MTX-35	MTP-35	MT-35	M-35HC		
	1999-95	H4/2.2L Opt		85	430				MT-85			
	1998-96	H4/2.5L Opt		35	430		MTX-35	MTP-35	MT-35	M-35	M-35HC	
	1997-96	H4/2.5L MT		35	355		MTX-35	MTP-35	MT-35	M-35	M-35HC	
	1997-95	H4/2.2L MT		35	355		MTX-35	MTP-35	MT-35	M-35	M-35HC	
	1996-95	H4/2.2L AT, HD		35	490		MTX-35	MTP-35	MT-35	M-35HC		
	1994-91	H4/2.2L AT & Turbo		35	490		MTX-35	MTP-35	MT-35	M-35HC		
	1994-90	H4/2.2L		35	550		MTX-35	MTP-35	MT-35	M-35HC		
1994-90	H4/2.2L MT, Ex Turbo		35	355		MTX-35	MTP-35	MT-35	M-35	M-35HC		
1994-90	H4/2.2L Opt		35	430		MTX-35	MTP-35	MT-35	M-35	M-35HC		
2008	H4/2.5L Legacy		35	430		MTX-35	MTP-35	MT-35	M-35	M-35HC		
2006	H6/3.0L AT		35	490		MTX-35	MTP-35	MT-35	M-35HC			
1999	H4/2.2L AT, HD		35	430		MTX-35	MTP-35	MT-35	M-35	M-35HC		
1998	H4/2.2L MT		35	430		MTX-35	MTP-35	MT-35	M-35	M-35HC		
Agriculture Agrícola Agriculture	Subaru • Loyale											
	1994-91	H4/1.8L MT		21	305				MT-25	M-25		
	1994-90	H4/1.8L AT		25	420	MTZ-75DT ¹			MT-25	M-25	MTP-75DT ¹⁰	
	1990	H4/1.8L MT		21	310				MT-25	M-25		
	1990	H4/1.8L Turbo, AT		24	490	MTZ-34 ¹		MTP-24	MT-24	M-24HC	M-24	
Industrial Industrial Industriel	Subaru • Outback (See Legacy, Outback)											
	Subaru • Solterra											
	2023	Electric		140R	285			MTP-H4				
Lawn & Garden Césped y Jardín Jardin et Pelouse	Subaru • SVX											
	1997-92	H6/3.3L		24	585	MTZ-34 ¹		MTP-24	MT-24	M-24HC		
Powersports Vehículos Deportivos Sports Motorisés	Subaru • Tribeca											
	2014-08	H6/3.6L		35	490		MTX-35	MTP-35	MT-35	M-35HC		
	Subaru • WRX											
	2022-19	H4/2.0L		35	550		MTX-35	MTP-35	MT-35	M-35HC		
	2019-15	H4/2.0L		35	390		MTX-35	MTP-35	MT-35	M-35	M-35HC	
	2014-13	H4/2.5L		35	390		MTX-35	MTP-35	MT-35	M-35	M-35HC	
	Subaru • WRX STI											
	2022-19	H4/2.5L		35	550		MTX-35	MTP-35	MT-35	M-35HC		
	2019-17	H4/2.5L		35	390		MTX-35	MTP-35	MT-35	M-35	M-35HC	
	2015-13	H4/2.5L		35	390		MTX-35	MTP-35	MT-35	M-35	M-35HC	
2014-13	H4/2.5L		55D23L	390		MTX-35	MTP-35	MT-35	M-35HC			
2016	H4/2.5L		35	390		MTX-35	MTP-35	MT-35	M-35	M-35HC		
2015	H4/2.5L		55D23L ⁴⁵	390		MTX-35	MTP-35	MT-35	M-35HC			
Reference Referencia Référence	Subaru • XT											
	1991-90	H4/1.8L MT		21	310				MT-25	M-25		
	1991-90	H6/2.7L MT		25	350	MTZ-75DT ¹			MT-25	M-25	MTP-75DT ¹⁰	
	1991	H4/1.8L AT		25	405	MTZ-75DT ¹			MT-25	M-25	MTP-75DT ¹⁰	
	1991	H6/2.7L AT		25	490	MTZ-75DT ¹			MT-25	M-25	MTP-75DT ¹⁰	
	1990	H4/1.8L AT, Ex Turbo		25	490	MTZ-75DT ¹			MT-25	M-25	MTP-75DT ¹⁰	
Reference Referencia Référence	Subaru • XV Crosstrek											
	2015-14	H4/2.0L Hybrid		N/A								
	2015-13	H4/2.0L Gas		35	390		MTX-35	MTP-35	MT-35	M-35	M-35HC	
Reference Referencia Référence	Sunbeam • Tiger											
	1967-64	V8/4.3L Ex Sport Sedan		24	325	MTZ-34 ¹		MTP-24	MT-24	M-24HC	M-24	
	1967-64	V8/4.3L Opt		27	350	MTZ-34 ¹			MT-27	M-27		
	1967	V8/4.7L Ex Sport Sedan		24	325	MTZ-34 ¹		MTP-24	MT-24	M-24HC	M-24	
Reference Referencia Référence	Suzuki • Aerio											
	2007-04	L4/2.3L		24F	700	MTZ-34R ¹	MTX-24F	MTP-24F	MT-24F	M-24FHC		
	2003-02	L4/2.0L		24F	700	MTZ-34R ¹	MTX-24F	MTP-24F	MT-24F	M-24FHC		
Reference Referencia Référence	Suzuki • Equator											
	2012-09	L4/2.5L		24F	550	MTZ-34R ¹	MTX-24F	MTP-24F	MT-24F	M-24FHC		
	2012-09	V6/4.0L		24F	550	MTZ-34R ¹	MTX-24F	MTP-24F	MT-24F	M-24FHC		

Model/ Year	Engine	Options	Group Size	Rating (CCA/AH)	Platinum +	Platinum	Gold	Silver	M-Line	Other
					MTZ	MTX	MTP	MT	M	Alternate
Suzuki • Esteem										
2002-99	L4/1.8L		26R	440				MT-26R	M-26R	
2000-95	L4/1.6L		26R	440				MT-26R	M-26R	
2001	L4/1.6L		26R	540				MT-26R		
Suzuki • Forenza										
2008-04	L4/2.0L		86 ¹¹	610			MTP-86			
Suzuki • Grand Vitara										
2013-09	L4/2.4L		24F	700	MTZ-34R ¹	MTX-24F	MTP-24F	MT-24F	M-24FHC	
2010-09	V6/3.2L		24F	700	MTZ-34R ¹	MTX-24F	MTP-24F	MT-24F	M-24FHC	
2008-06	V6/2.7L		24F	700	MTZ-34R ¹	MTX-24F	MTP-24F	MT-24F	M-24FHC	
2005-04	V6/2.5L		24F	700	MTZ-34R ¹	MTX-24F	MTP-24F	MT-24F	M-24FHC	
2003-99	V6/2.5L		85	550				MT-85		
2001	V6/2.7L		24F	550	MTZ-34R ¹	MTX-24F	MTP-24F	MT-24F	M-24FHC	
Suzuki • Kizashi										
2013-10	L4/2.4L		24F	700	MTZ-34R ¹	MTX-24F	MTP-24F	MT-24F	M-24FHC	
Suzuki • Reno										
2008-05	L4/2.0L		86 ¹¹	610			MTP-86			
Suzuki • Samurai										
1995-90	L4/1.3L		51	405				MT-51	M-51	
Suzuki • Sidekick										
1998-96	L4/1.6L		26R	390				MT-26R	M-26R	
1998-96	L4/1.8L		85	550				MT-85		
1995-90	L4/1.6L		51	405				MT-51	M-51	
Suzuki • Swift										
2001-95	L4/1.3L		26R	440				MT-26R	M-26R	
1994-92	L3/1.0L		51	435				MT-51		
1994-90	L4/1.3L		51	435				MT-51		
1993-92	L4/1.6L		51	435				MT-51		
Suzuki • Swift+										
2009-04	L4/1.6L		86	550			MTP-86	MT-86		
Suzuki • SX4, SX4 Crossover										
2013-07	L4/2.0L		24	700	MTZ-34 ¹		MTP-24	MT-24	M-24HC	
Suzuki • Verona										
2006-04	L6/2.5L		34 ¹¹	700	MTZ-34	MTX-34	MTP-34	MT-34		
Suzuki • Vitara										
2003-99	L4/2.0L		85	550				MT-85		
2001-99	L4/1.6L		85	550				MT-85		
2004	V6/2.5L		85	600				MT-85		
2002	L4/1.6L		26R	540				MT-26R		
Suzuki • X-90										
1998-96	L4/1.6L		26R	440				MT-26R	M-26R	
Suzuki • XL7										
2009-07	V6/3.6L		47	650	MTZ-47/H5	MTX-47/H5				
2006-04	V6/2.7L		24F	700	MTZ-34R ¹	MTX-24F	MTP-24F	MT-24F	M-24FHC	
2003-02	V6/2.7L		85	550				MT-85		
Tesla • 3										
2022-17	Electric, Li-ion only		85B24LS	45 Ah						
				9, 45, 50, 57, 60, 62						
Tesla • Roadster										
2011-08	Electric		BZT10S ^{9,33,57,62}	8 Ah						
Tesla • S										
2020-17	Electric		402R ^{33,57,62}	30 Ah						
2015-12	Electric		402R ^{9,33,57,62}	33 Ah						
2022	Electric, Li-ion only		N/A ^{45,57,60}	6.9 Ah						
2021	Electric, Feb 2021 on, Li-ion Only		N/A ^{45,57,60}	6.9 Ah						
2021	Electric, Up to Feb 2021		402R ^{33,57,62}	30 Ah						
2016	Electric, April 2016 on		402R ^{33,56,57,62}	30 Ah						
2016	Electric, Up to April 2016		402R ^{33,56,57,62}	33 Ah						
Tesla • X										
2020-16	Electric		60B19RS	40 Ah						
				45, 50, 56, 57, 62						
2022	Electric, Li-ion only		N/A ^{45,57,60}	6.9 Ah						
2021	Electric, After March 2021, Li-ion Only		N/A ^{45,56,57,60}	6.9 Ah						
2021	Electric, Before March 2021		60B19RS	40 Ah						
				45, 50, 56, 57, 62						
Tesla • Y										
2022-20	Electric		85B24LS	45 Ah						
				9, 45, 50, 57, 62						

Automotive & Light Truck
Automotrices y Camiones Livianos
Automobile et Camionnette

Heavy-Duty Truck
Camiones Para Servicio Pesado
Poids Lourd

Agriculture
Agrícola
Agriculture

Industrial
Industrial
Industrial

Lawn & Garden
Césped y Jardín
Jardin et Pelouse

Powersports
Vehículos Deportivos
Sports Motorises

Reference
Referencia
Référence

	Model/ Year	Engine	Options	Group Size	Rating (CCA/AH)	Platinum +	Platinum	Gold	Silver	M-Line	Other		
						MTZ	MTX	MTP	MT	M	Alternate		
Automotive & Light Truck Automotrices y Camiones Livianos Automobile et Camionnette	Toyota • 4Runner												
	2023-03	V6/4.0L		24F	585	MTZ-34R ¹	MTX-24F	MTP-24F	MT-24F	M-24FHC			
	2010-96	L4/2.7L		24F	585	MTZ-34R ¹	MTX-24F	MTP-24F	MT-24F	M-24FHC			
	2009-03	V6/4.0L	HD or Cold Climate	27F	710	MTZ-34R ¹		MTP-27F		M-27F ⁴⁸			
	2009-03	V8/4.7L		24F	585	MTZ-34R ¹	MTX-24F	MTP-24F	MT-24F	M-24FHC			
	2009-03	V8/4.7L	HD or Cold Climate	27F	710	MTZ-34R ¹		MTP-27F		M-27F ⁴⁸			
	2002-01	V6/3.4L		24F	585	MTZ-34R ¹	MTX-24F	MTP-24F	MT-24F	M-24FHC			
	2002-01	V6/3.4L	Opt	27F	710	MTZ-34R ¹		MTP-27F		M-27F ⁴⁸			
	2000-96	V6/3.4L		35	360		MTX-35	MTP-35	MT-35	M-35	M-35HC		
	2000-96	V6/3.4L	Opt	24F	585	MTZ-34R ¹	MTX-24F	MTP-24F	MT-24F	M-24FHC			
	1995-91	L4/2.4L		25	360	MTZ-34 ¹			MT-25	M-25			
	1995-91	L4/2.4L	Opt	24	585	MTZ-34 ¹		MTP-24	MT-24	M-24HC	MTP-78DT ^{1B}		
	1995-91	V6/3.0L		25	360	MTZ-34 ¹			MT-25	M-25			
	1995-91	V6/3.0L	Opt	24	585	MTZ-34 ¹		MTP-24	MT-24	M-24HC	MTP-78DT ^{1B}		
	2010	L4/2.7L	HD or Cold Climate	27F	710	MTZ-34R ¹		MTP-27F		M-27F ⁴⁸			
	1990	L4/2.4L		25	350	MTZ-75DT ¹			MT-25	M-25	MTP-75DT ^{1C}		
	1990	V6/3.0L		24	585	MTZ-34 ¹		MTP-24	MT-24	M-24HC	MTP-78DT ^{1B}		
	Heavy-Duty Truck Camiones Para Servicio Pesado Poids Lourds	Toyota • 86											
		2020-18	H4/2.0L		35	390		MTX-35	MTP-35	MT-35	M-35	M-35HC	
Toyota • Avalon													
2023-19		L4/2.5L	Hybrid	47 ⁵⁰	355	MTZ-47/H5	MTX-47/H5		MT-47/H5	M-47/H5			
2023-19		V6/3.5L		48	605	MTZ-48/H6	MTX-48/H6	MTP-48/H6	MT-48/H6	M-48/H6			
2022-21		L4/2.5L	Gas	47	565	MTZ-47/H5	MTX-47/H5		MT-47/H5	M-47/H5			
2018-13		L4/2.5L	Hybrid	S55D23R 33,45,50,61	355								
2018-05		V6/3.5L		24F	585	MTZ-34R ¹	MTX-24F	MTP-24F	MT-24F	M-24FHC			
2015-13		L4/2.5L	Hybrid, w/Mayday System	S65D26R 33,45,50,61	450								
2015-05		V6/3.5L	Opt	35	390		MTX-35	MTP-35	MT-35	M-35	M-35HC		
2011-05	V6/3.5L	Alt	35	310		MTX-35	MTP-35	MT-35	M-35	M-35HC			
Agriculture Agrícola Agriculture	2004-03	V6/3.0L		24F	585	MTZ-34R ¹	MTX-24F	MTP-24F	MT-24F	M-24FHC			
	2004-03	V6/3.0L	Opt	35	390		MTX-35	MTP-35	MT-35	M-35	M-35HC		
	2002-95	V6/3.0L	Can & Opt	24F	585	MTZ-34R ¹	MTX-24F	MTP-24F	MT-24F	M-24FHC			
	2001-95	V6/3.0L	US	35	360		MTX-35	MTP-35	MT-35	M-35	M-35HC		
	2002	V6/3.0L	US	35	390		MTX-35	MTP-35	MT-35	M-35	M-35HC		
	Toyota • BZ4X												
	2023	Electric		140R	285			MTP-H4					
	Toyota • Camry, Solara												
	2023-20	L4/2.5L	Gas	47 ⁵⁰	585	MTZ-47/H5	MTX-47/H5		MT-47/H5	M-47/H5			
	2023-20	L4/2.5L	Hybrid w/Moonroof	47 ⁵⁰	585	MTZ-47/H5	MTX-47/H5		MT-47/H5	M-47/H5			
2023-18	L4/2.5L	Hybrid	47 ⁵⁰	345	MTZ-47/H5	MTX-47/H5		MT-47/H5	M-47/H5				
2023-18	V6/3.5L		48	605	MTZ-48/H6	MTX-48/H6	MTP-48/H6	MT-48/H6	M-48/H6				
2019-18	L4/2.5L	Gas	48	605	MTZ-48/H6	MTX-48/H6	MTP-48/H6	MT-48/H6	M-48/H6				
2019-18	L4/2.5L	Hybrid w/Moonroof	47 ⁵⁰	355	MTZ-47/H5	MTX-47/H5		MT-47/H5	M-47/H5				
2017-16	L4/2.5L	Hybrid w/Moonroof	S65D26R 33,45,50,61	450									
2017-12	L4/2.5L	Gas	24F	585	MTZ-34R ¹	MTX-24F	MTP-24F	MT-24F	M-24FHC				
2017-12	L4/2.5L	Hybrid	S55D23R 33,45,50,61	355									
2017-12	L4/2.5L	Hybrid w/Moonroof	S65D26R 33,45,50,55,61	450									
Industrial Industrial Industriel	2017-07	V6/3.5L		24F	585	MTZ-34R ¹	MTX-24F	MTP-24F	MT-24F	M-24FHC			
	2011-10	L4/2.5L		24F	585	MTZ-34R ¹	MTX-24F	MTP-24F	MT-24F	M-24FHC			
	2011-07	L4/2.4L	Hybrid	S65D26R 33,45,50,55,61	N/A								
	2009-04	L4/2.4L	Gas	24F	585	MTZ-34R ¹	MTX-24F	MTP-24F	MT-24F	M-24FHC			
	2008-07	V6/3.3L		24F	585	MTZ-34R ¹	MTX-24F	MTP-24F	MT-24F	M-24FHC			
	2008-02	L4/2.4L	Cold Climate	24F	585	MTZ-34R ¹	MTX-24F	MTP-24F	MT-24F	M-24FHC			
	2007-02	L4/2.4L		35	390		MTX-35	MTP-35	MT-35	M-35	M-35HC		
	2006-05	V6/3.0L		24F	585	MTZ-34R ¹	MTX-24F	MTP-24F	MT-24F	M-24FHC			
	2006-04	V6/3.0L	Cold Climate	24F	585	MTZ-34R ¹	MTX-24F	MTP-24F	MT-24F	M-24FHC			
	2006-04	V6/3.0L	w/o Cold Climate	35	390		MTX-35	MTP-35	MT-35	M-35	M-35HC		
Lawn & Garden Césped y Jardín Jardin et Pelouse	2006-04	V6/3.3L	Cold Climate	24F	585	MTZ-34R ¹	MTX-24F	MTP-24F	MT-24F	M-24FHC			
	2006-04	V6/3.3L	w/o Cold Climate	35	390		MTX-35	MTP-35	MT-35	M-35	M-35HC		
	2003-02	L4/2.4L		35	360		MTX-35	MTP-35	MT-35	M-35	M-35HC		
	2003-02	L4/2.4L	Opt	24F	585	MTZ-34R ¹	MTX-24F	MTP-24F	MT-24F	M-24FHC			
	2003-02	L4/2.4L	US	35	360		MTX-35	MTP-35	MT-35	M-35	M-35HC		
	2003-02	V6/3.0L	US	35	390		MTX-35	MTP-35	MT-35	M-35	M-35HC		
	2003-01	V6/3.0L	Can & Opt	24F	585	MTZ-34R ¹	MTX-24F	MTP-24F	MT-24F	M-24FHC			
	2000-95	V6/3.0L	Can & Cold Climate	24F	585	MTZ-34R ¹	MTX-24F	MTP-24F	MT-24F	M-24FHC			
	Powersports Vehículos Deportivos Sports Motorisés	Reference Referencia Référence											
		2003-02	L4/2.4L		35	360		MTX-35	MTP-35	MT-35	M-35	M-35HC	
2003-02		L4/2.4L	Opt	24F	585	MTZ-34R ¹	MTX-24F	MTP-24F	MT-24F	M-24FHC			
2003-02		L4/2.4L	US	35	360		MTX-35	MTP-35	MT-35	M-35	M-35HC		
2003-02		V6/3.0L	US	35	390		MTX-35	MTP-35	MT-35	M-35	M-35HC		

Model/Year	Engine	Options	Group Size	Rating (CCA/AH)	Platinum +	Platinum	Gold	Silver	M-Line	Other
					MTZ	MTX	MTP	MT	M	Alternate
Toyota • Camry, Solara (continued)										
2000-92	L4/2.2L		35	360		MTX-35	MTP-35	MT-35	M-35	M-35HC
2000-92	L4/2.2L	Opt	24F	585	MTZ-34R ¹	MTX-24F	MTP-24F	MT-24F	M-24FHC	
2000-92	V6/3.0L		35	360		MTX-35	MTP-35	MT-35	M-35	M-35HC
1994-92	V6/3.0L	Opt	24F	585	MTZ-34R ¹	MTX-24F	MTP-24F	MT-24F	M-24FHC	
1991-90	L4/2.0L	Japan Production	35	350		MTX-35	MTP-35	MT-35	M-35	M-35HC
1991-90	L4/2.0L	US	21R	330		MTX-35	MTP-35	MT-35	M-35	
1991-90	V6/2.5L	Japan Production	35	350		MTX-35	MTP-35	MT-35	M-35	M-35HC
1991-90	V6/2.5L	US	21R	330		MTX-35	MTP-35	MT-35	M-35	
2009	L4/2.4L	Opt, w/o Cold Climate	35	390		MTX-35	MTP-35	MT-35	M-35	M-35HC
2008	L4/2.4L	Opt	35	390		MTX-35	MTP-35	MT-35	M-35	M-35HC
2002	V6/3.0L	Can or Opt	24F	585	MTZ-34R ¹	MTX-24F	MTP-24F	MT-24F	M-24FHC	
2001	L4/2.2L	Can & Opt	24F	585	MTZ-34R ¹	MTX-24F	MTP-24F	MT-24F	M-24FHC	
2001	L4/2.2L	US	35	360		MTX-35	MTP-35	MT-35	M-35	M-35HC
2001	V6/3.0L	US	35	360		MTX-35	MTP-35	MT-35	M-35	M-35HC
Toyota • Celica										
2005-00	L4/1.8L		35	310		MTX-35	MTP-35	MT-35	M-35	M-35HC
2004-02	L4/1.8L	Opt	35	360		MTX-35	MTP-35	MT-35	M-35	M-35HC
2001-94	L4/1.8L	Opt	35	420		MTX-35	MTP-35	MT-35	M-35	M-35HC
1999-95	L4/2.2L	Opt	35	420		MTX-35	MTP-35	MT-35	M-35	M-35HC
1999-92	L4/2.2L		35	360		MTX-35	MTP-35	MT-35	M-35	M-35HC
1997-94	L4/1.8L		35	360		MTX-35	MTP-35	MT-35	M-35	M-35HC
1993-92	L4/2.0L		35	360		MTX-35	MTP-35	MT-35	M-35	M-35HC
1993-92	L4/2.2L	Opt	24F	490	MTZ-34R ¹	MTX-24F	MTP-24F	MT-24F	M-24FHC	M-24
1993-90	L4/1.6L		35	360		MTX-35	MTP-35	MT-35	M-35	M-35HC
1991-90	L4/2.2L		35	350		MTX-35	MTP-35	MT-35	M-35	M-35HC
1991-86	L4/2.0L	FWD	35	350		MTX-35	MTP-35	MT-35	M-35	M-35HC
Toyota • C-HR										
2022-18	L4/2.0L		47	345	MTZ-47/H5	MTX-47/H5				
Toyota • Corolla										
2023-20	L4/1.8L		140R	210			MTP-H4			
2023-19	L4/2.0L		47	345	MTZ-47/H5	MTX-47/H5				
2019-09	L4/1.8L		35	355		MTX-35	MTP-35	MT-35	M-35	M-35HC
2012-11	L4/2.4L		24F	585	MTZ-34R ¹	MTX-24F	MTP-24F	MT-24F	M-24FHC	
2010-09	L4/2.4L		24F	575	MTZ-34R ¹	MTX-24F	MTP-24F	MT-24F	M-24FHC	
2008-06	L4/1.8L		35	420		MTX-35	MTP-35	MT-35	M-35	M-35HC
2005-04	L4/1.8L		35	310		MTX-35	MTP-35	MT-35	M-35	M-35HC
2003-95	L4/1.8L		35	360		MTX-35	MTP-35	MT-35	M-35	M-35HC
1997-95	L4/1.6L	Opt	35	310		MTX-35	MTP-35	MT-35	M-35	M-35HC
1994-93	L4/1.8L		21R	310		MTX-35	MTP-35	MT-35	M-35	
1994-93	L4/1.8L	Opt	35	360		MTX-35	MTP-35	MT-35	M-35	M-35HC
1994-90	L4/1.6L	Opt	21R	350		MTX-35	MTP-35	MT-35	M-35	
1993-91	L4/1.6L	Opt	21R	310		MTX-35	MTP-35	MT-35	M-35	
1993-90	L4/1.6L		21R	310		MTX-35	MTP-35	MT-35	M-35	
1996	L4/1.6L		21R	360		MTX-35	MTP-35	MT-35	M-35	
1994	L4/1.6L		35	310		MTX-35	MTP-35	MT-35	M-35	M-35HC
Toyota • Corolla Cross										
2023-22	L4/1.8L	EFB	48 ⁵⁹	600		MTX-48/H6-EFB				
Toyota • Corolla iM										
2018-17	L4/1.8L		35	355		MTX-35	MTP-35	MT-35	M-35	M-35HC
Toyota • Cressida										
1992-90	L6/3.0L		27F	450	MTZ-34R ¹		MTP-27F		M-27F	
Toyota • Crown										
2023	L4/2.4L		48	600	MTZ-48/H6	MTX-48/H6	MTP-48/H6	MT-48/H6		
2023	L4/2.5L		48	600	MTZ-48/H6	MTX-48/H6	MTP-48/H6	MT-48/H6		
Toyota • Echo										
2005-03	L4/1.5L		21	420				MT-25	M-25	
2002-00	L4/1.5L	US	21	310				MT-25	M-25	
2002	L4/1.5L	Can & Opt	25	360	MTZ-75DT ¹			MT-25	M-25	MTP-75DT ^{1c}
2001	L4/1.5L	Can & Opt	25	420				MT-25	M-25	
Toyota • FJ Cruiser										
2013-11	V6/4.0L		24F	585	MTZ-34R ¹	MTX-24F	MTP-24F	MT-24F	M-24FHC	
2010-07	V6/4.0L		27F	710	MTZ-34R ¹		MTP-27F		M-27F ⁴⁸	
2014	V6/4.0L		24R	585	MTZ-34R ¹	MTX-24F	MTP-24F	MT-24F	M-24FHC	
Toyota • GR Supra										
2022-21	L4/2.0L		49 ³³	850	MTZ-49/H8	MTX-49/H8				
2022-20	L6/3.0L		95R ³³	950		MTX-95R/H9				
Toyota • GR86										
2023-22	H4/2.4L		35	470		MTX-35	MTP-35	MT-35		

	Model/ Year	Engine	Options	Group Size	Rating (CCA/AH)	Platinum +	Platinum	Gold	Silver	M-Line	Other	
						MTZ	MTX	MTP	MT	M	Alternate	
Automotive & Light Truck Automotrices y Camiones Livianos Automobile et Camionnette	Toyota • Highlander											
	2023-20	L4/2.5L	Hybrid	47 ⁵⁰	345	MTZ-47/H5	MTX-47/H5		MT-47/H5	M-47/H5		
	2022-20	V6/3.5L		48	605	MTZ-48/H6	MTX-48/H6	MTP-48/H6	MT-48/H6	M-48/H6		
	2019-17	V6/3.5L	Gas, w/o Start-Stop	24F	585	MTZ-34R ¹	MTX-24F	MTP-24F	MT-24F	M-24FHC		
	2019-17	V6/3.5L	Gas, w/Start-Stop	24F(S95) ⁵⁹	605							
	2019-11	V6/3.5L	Hybrid	S55D23L 33,45,50,61	360							
	2019-09	L4/2.7L		24F	585	MTZ-34R ¹	MTX-24F	MTP-24F	MT-24F	M-24FHC		
	2016-08	V6/3.5L	Gas	24F	585	MTZ-34R ¹	MTX-24F	MTP-24F	MT-24F	M-24FHC		
	2010-06	V6/3.3L	Hybrid	51R	435		MTX-51R		MT-51R			
	2007-06	V6/3.3L	Gas	24F	585	MTZ-34R ¹	MTX-24F	MTP-24F	MT-24F	M-24FHC		
Heavy-Duty Truck Camiones Para Servicio Pesado Poids Lourd	2007-01	L4/2.4L		24F	585	MTZ-34R ¹	MTX-24F	MTP-24F	MT-24F	M-24FHC		
	2005-04	V6/3.3L		24F	585	MTZ-34R ¹	MTX-24F	MTP-24F	MT-24F	M-24FHC		
	2003-01	V6/3.0L		24F	585	MTZ-34R ¹	MTX-24F	MTP-24F	MT-24F	M-24FHC		
	2023	L4/2.4L	w/ISS Stop-Start, EFB	48 ⁵⁹	600		MTX-48/H6-EFB					
	2023	L4/2.4L	w/o ISS Stop-Start	48	605	MTZ-48/H6	MTX-48/H6	MTP-48/H6	MT-48/H6	M-48/H6		
	Toyota • Land Cruiser											
	2021-13	V8/5.7L		27F	710	MTZ-34R ¹		MTP-27F		M-27F ⁴⁸		
	2011-08	V8/5.7L		27F	710	MTZ-34R ¹		MTP-27F		M-27F ⁴⁸		
	2007-01	V8/4.7L		27F	710	MTZ-34R ¹		MTP-27F		M-27F ⁴⁸		
	2000-98	V8/4.7L		24F	575	MTZ-34R ¹	MTX-24F	MTP-24F	MT-24F	M-24FHC		
1997-93	L6/4.5L		24F	450	MTZ-34R ¹	MTX-24F	MTP-24F	MT-24F	M-24FHC	M-24		
1997-93	L6/4.5L	Can & Opt	27F	625	MTZ-34R ¹		MTP-27F		M-27F			
1992-90	L6/4.0L		27	450	MTZ-34 ¹			MT-27	M-27	MTP-78DT ^{1B}		
Toyota • Matrix												
2013-09	L4/2.4L		24F	575	MTZ-34R ¹	MTX-24F	MTP-24F	MT-24F	M-24FHC			
2008-03	L4/1.8L		35	550		MTX-35	MTP-35	MT-35	M-35HC			
Toyota • Mirai												
2023-21		Electric/Hydrogen	47 ⁵⁰	345	MTZ-47/H5	MTX-47/H5						
2020-16		Electric/Hydrogen	S46B24R 33,45,50,61	360								
Agriculture Agrícola Agriculture	Toyota • MR2											
	1995-93	L4/2.0L		35	360		MTX-35	MTP-35	MT-35	M-35	M-35HC	
	1995-93	L4/2.0L	Opt	24F	490	MTZ-34R ¹	MTX-24F	MTP-24F	MT-24F	M-24FHC	M-24	
	1995-93	L4/2.2L		24F	490	MTZ-34R ¹	MTX-24F	MTP-24F	MT-24F	M-24FHC	M-24	
	1992-91	L4/2.0L		35	350		MTX-35	MTP-35	MT-35	M-35	M-35HC	
	1992-91	L4/2.2L		35	350		MTX-35	MTP-35	MT-35	M-35	M-35HC	
	Toyota • MR2 Spyder											
	2005-00	L4/1.8L		51R	430		MTX-51R		MT-51R	M-51R		
	Toyota • Paseo											
	1999-98	L4/1.5L		25	550				MT-25	M-25		
1997-92	L4/1.5L		21	310				MT-25	M-25			
1996-93	L4/1.5L	Opt	25	410				MT-25	M-25			
1997	L4/1.5L	Opt	25	360				MT-25	M-25			
1992	L4/1.5L	Can & Opt	25	350				MT-25	M-25			
Toyota • Pickup, T100												
1998-95	V6/3.4L		24F	585	MTZ-34R ¹	MTX-24F	MTP-24F	MT-24F	M-24FHC			
1998-94	L4/2.7L		24F	585	MTZ-34R ¹	MTX-24F	MTP-24F	MT-24F	M-24FHC			
1995-91	L4/2.4L	Can & Opt	24	585	MTZ-34 ¹		MTP-24	MT-24	M-24HC	MTP-78DT ^{1B}		
1995-91	L4/2.4L	US	25	360				MT-25	M-25			
1995-91	V6/3.0L	Can & Opt	24	585	MTZ-34 ¹		MTP-24	MT-24	M-24HC	MTP-78DT ^{1B}		
1995-91	V6/3.0L	US	25	360				MT-25	M-25			
1990	L4/2.4L		21	320				MT-25	M-25			
1990	L4/2.4L	Opt	25	350	MTZ-75DT ¹			MT-25	M-25	MTP-75DT ^{1C}		
1990	V6/3.0L		24	585	MTZ-34 ¹		MTP-24	MT-24	M-24HC	MTP-78DT ^{1B}		
1990	V6/3.0L	Opt	21	350				MT-25	M-25			
Toyota • Previa												
1997-91	L4/2.4L		35	360		MTX-35	MTP-35	MT-35	M-35	M-35HC		
1997-91	L4/2.4L	Opt	24F	585	MTZ-34R ¹	MTX-24F	MTP-24F	MT-24F	M-24FHC			
Toyota • Prius												
2022-16	L4/1.8L	Hybrid	140R	295			MTP-H4					
2015-10	L4/1.8L	Hybrid	S46B24R ^{33,45,50}	325		MTX-46B24R						
2009-04	L4/1.5L	HD, Opt or Smart Key	S46B24R ^{33,45,50}	325		MTX-46B24R						
2009-04	L4/1.5L	w/o Smart Key	S34B20R ^{33,50}	270						MTX-S46B24R ^{6,7}		
2003-01	L4/1.5L		S34B20L ^{33,50}	270								
2014	L4/1.8L	Plug in	S46B24R ^{33,50}	360		MTX-46B24R						
Toyota • Prius AWD-e												
2022-19	L4/1.8L	Hybrid	140R	295			MTP-H4					
2023	L4/2.0L	Hybrid	140R	295			MTP-H4					
Toyota • Prius c												
2019-18	L4/1.5L	Hybrid	LNO ^{45,50}	280								
2017-12	L4/1.5L	Hybrid	S34B20R ^{33,45,50}	270						MTX-S46B24R ^{6,7}		

Model/Year	Engine	Options	Group Size	Rating (CCA/AH)	Platinum +	Platinum	Gold	Silver	M-Line	Other
					MTZ	MTX	MTP	MT	M	Alternate
Toyota • Prius Plug-In										
2015-12	L4/1.8L	Hybrid	S46B24R ^{33,45,50}	325		MTX-46B24R				
Toyota • Prius Prime										
2023-17	L4/1.8L	Hybrid	140R	295			MTP-H4			
Toyota • Prius v										
2018-12	L4/1.8L	Hybrid	S46B24R ^{33,45,50}	325		MTX-46B24R				
Toyota • RAV4										
2023-19	L4/2.5L	Gas, w/o Start-Stop	47	565	MTZ-47/H5	MTX-47/H5				
2023-19	L4/2.5L	Gas, w/Start-Stop	48 ^{50,59}	605		MTX-48/H6-EFB				
2023-19	L4/2.5L	Hybrid w/o Wireless/Smart door lock, Opt Audio	140R ⁵⁰	285			MTP-H4			
2023-19	L4/2.5L	Hybrid w/Wireless/Smart door lock, Opt Audio	47 ⁵⁰	345	MTZ-47/H5	MTX-47/H5		MT-47/H5	M-47/H5	
2018-16	L4/2.5L	Gas	35	355		MTX-35	MTP-35	MT-35	M-35	M-35HC
2018-16	L4/2.5L	Hybrid, w/o Premium Sound System	S46B24R ^{33,45,50,61}	325						
2018-16	L4/2.5L	Hybrid, w/Premium Sound System	S55D23R ^{33,45,50,61}	355						
2014-12		Electric	55D23L ⁴⁵	355		MTX-35	MTP-35	MT-35	M-35HC	
2013-09	L4/2.5L		24F	585	MTZ-34R ¹	MTX-24F	MTP-24F	MT-24F	M-24FHC	
2012-06	V6/3.5L		24F	585	MTZ-34R ¹	MTX-24F	MTP-24F	MT-24F	M-24FHC	
2008-04	L4/2.4L		24F	585	MTZ-34R ¹	MTX-24F	MTP-24F	MT-24F	M-24FHC	
2003-01	L4/2.0L		35	420		MTX-35	MTP-35	MT-35	M-35	M-35HC
2000-96	L4/2.0L		35	360		MTX-35	MTP-35	MT-35	M-35	M-35HC
2015-14	L4/2.5L		35	355		MTX-35	MTP-35	MT-35	M-35	M-35HC
Toyota • Sequoia										
2023-08	V8/5.7L		27F	710	MTZ-34R ¹		MTP-27F		M-27F ⁴⁸	
2012-10	V8/4.6L		27F	710	MTZ-34R ¹		MTP-27F		M-27F ⁴⁸	
2009-04	V8/4.7L		27F	710	MTZ-34R ¹		MTP-27F		M-27F ⁴⁸	
2003-02	V8/4.7L	Opt	27F	710	MTZ-34R ¹		MTP-27F		M-27F ⁴⁸	
2003-01	V8/4.7L		24F	585	MTZ-34R ¹	MTX-24F	MTP-24F	MT-24F	M-24FHC	
2001	V8/4.7L	Opt	27F	650	MTZ-34R ¹		MTP-27F		M-27F	
Toyota • Sienna										
2023-21	L4/2.5L	Hybrid	47 ⁵⁰	560	MTZ-47/H5	MTX-47/H5		MT-47/H5		
2020-07	V6/3.5L		24F	585	MTZ-34R ¹	MTX-24F	MTP-24F	MT-24F	M-24FHC	
2013-11	L4/2.7L		24F	585	MTZ-34R ¹	MTX-24F	MTP-24F	MT-24F	M-24FHC	
2006-04	V6/3.3L		24F	585	MTZ-34R ¹	MTX-24F	MTP-24F	MT-24F	M-24FHC	
2003-02	V6/3.0L		35	360		MTX-35	MTP-35	MT-35	M-35	M-35HC
2003-02	V6/3.0L	Opt	24F	585	MTZ-34R ¹	MTX-24F	MTP-24F	MT-24F	M-24FHC	
2001-98	V6/3.0L		24F	585	MTZ-34R ¹	MTX-24F	MTP-24F	MT-24F	M-24FHC	
Toyota • Solara (See Camry, Solara)										
Toyota • Supra										
1998-94	L6/3.0L	AT	24F	585	MTZ-34R ¹	MTX-24F	MTP-24F	MT-24F	M-24FHC	
1998-93	L6/3.0L	MT	24F	490	MTZ-34R ¹	MTX-24F	MTP-24F	MT-24F	M-24FHC	M-24
1992-90	L6/3.0L		27F	450	MTZ-34R ¹		MTP-27F		M-27F	
1993	L6/3.0L	AT	24F	485	MTZ-34R ¹	MTX-24F	MTP-24F	MT-24F	M-24FHC	M-24
Toyota • T100 (See Pickup, T100)										
Toyota • Tacoma										
2023-16	V6/3.5L		24F	585	MTZ-34R ¹	MTX-24F	MTP-24F	MT-24F	M-24FHC	
2023-05	L4/2.7L		24F	585	MTZ-34R ¹	MTX-24F	MTP-24F	MT-24F	M-24FHC	
2015-09	V6/4.0L		27F	710	MTZ-34R ¹		MTP-27F		M-27F ⁴⁸	
2008-05	V6/4.0L		24F	585	MTZ-34R ¹	MTX-24F	MTP-24F	MT-24F	M-24FHC	
2008-05	V6/4.0L	Cold Climate or TTPkg	27F	710	MTZ-34R ¹		MTP-27F		M-27F ⁴⁸	
2003-01	L4/2.4L	Can & Opt	24F	585	MTZ-34R ¹	MTX-24F	MTP-24F	MT-24F	M-24FHC	
2003-01	L4/2.4L	US	35	360		MTX-35	MTP-35	MT-35	M-35	M-35HC
2003-01	L4/2.7L	Can & Opt	24F	585	MTZ-34R ¹	MTX-24F	MTP-24F	MT-24F	M-24FHC	
2003-01	L4/2.7L	US	35	360		MTX-35	MTP-35	MT-35	M-35	M-35HC
2003-01	V6/3.4L	Can & Opt	24F	585	MTZ-34R ¹	MTX-24F	MTP-24F	MT-24F	M-24FHC	
2003-01	V6/3.4L	US	35	360		MTX-35	MTP-35	MT-35	M-35	M-35HC
2000-95	L4/2.4L		35	360		MTX-35	MTP-35	MT-35	M-35	M-35HC
2000-95	L4/2.4L	Opt	24F	585	MTZ-34R ¹	MTX-24F	MTP-24F	MT-24F	M-24FHC	
2000-95	V6/3.4L		35	360		MTX-35	MTP-35	MT-35	M-35	M-35HC
2000-95	V6/3.4L	Opt	24F	585	MTZ-34R ¹	MTX-24F	MTP-24F	MT-24F	M-24FHC	
2016	V6/3.5L	Cold Climate or TTPkg	27F	710	MTZ-34R ¹		MTP-27F		M-27F ⁴⁸	
2004	L4/2.4L		35	310		MTX-35	MTP-35	MT-35	M-35	M-35HC
2004	L4/2.7L		35	310		MTX-35	MTP-35	MT-35	M-35	M-35HC
2004	V6/3.4L		24F	550	MTZ-34R ¹	MTX-24F	MTP-24F	MT-24F	M-24FHC	
Toyota • Tercel										
1999-97	L4/1.5L	Opt	25	360				MT-25	M-25	
1999-91	L4/1.5L		21	310				MT-25	M-25	
1996-93	L4/1.5L		25	360				MT-25	M-25	
1996-93	L4/1.5L	Opt	25	410				MT-25	M-25	

For footnotes, see inside back cover. Notas al Pie de Página 468. Référence de Bas de Page 508.

Automotive & Light Truck
Automotrices y Camiones Livianos
Automobile et Camionnette

Heavy-Duty Truck
Camiones Para Servicio Pesado
Poids Lourds

Agriculture
Agrícola
Agriculture

Industrial
Industrial
Industrial

Lawn & Garden
Césped y Jardín
Jardin et Pelouse

Powersports
Vehículos Deportivos
Sports Motorisés

Reference
Referencia
Référence

	Model/ Year	Engine	Options	Group Size	Rating (CCA/AH)	Platinum +		Gold	Silver	M-Line	Other	
						MTZ	MTX	MTP	MT	M	Alternate	
Automotive & Light Truck Automotrices y Camiones Livianos Automobile et Camionnette	Toyota • Tercel (continued)											
	1992-91	L4/1.5L	Opt	25	350	MTZ-75DT ¹			MT-25	M-25	MTP-75DT ^{1C}	
	1990	L4/1.5L		21R	310		MTX-35	MTP-35	MT-35	M-35		
	1990	L4/1.5L	Opt	35	350		MTX-35	MTP-35	MT-35	M-35		
										M-35HC		
Heavy-Duty Truck Camiones Para Servicio Pesado Poids Lourds	Toyota • Tundra											
	2023-22	V6/3.5L	Gas	24F	585	MTZ-34R ¹	MTX-24F	MTP-24F	MT-24F	M-24FHC		
	2023-22	V6/3.5L	Gas, Opt	27F	710	MTZ-34R ¹		MTP-27F		M-27F ⁴⁸		
	2023-22	V6/3.5L	Hybrid, EFB	94R ⁵⁹	690							
	2021-08	V8/5.7L		24F	585	MTZ-34R ¹	MTX-24F	MTP-24F	MT-24F	M-24FHC		
	2021-07	V8/5.7L	Opt	27F	710	MTZ-34R ¹		MTP-27F		M-27F ⁴⁸		
	2019-10	V8/4.6L		24F	585	MTZ-34R ¹	MTX-24F	MTP-24F	MT-24F	M-24FHC		
	2019-10	V8/4.6L	Opt	27F	710	MTZ-34R ¹		MTP-27F		M-27F ⁴⁸		
	2014-05	V6/4.0L		24F	585	MTZ-34R ¹	MTX-24F	MTP-24F	MT-24F	M-24FHC		
	2014-05	V6/4.0L	HD & Cold Climate	27F	710	MTZ-34R ¹		MTP-27F		M-27F ⁴⁸		
	2009-08	V8/4.7L	Opt	27F	710	MTZ-34R ¹		MTP-27F		M-27F ⁴⁸		
	2009-00	V8/4.7L		24F	585	MTZ-34R ¹	MTX-24F	MTP-24F	MT-24F	M-24FHC		
	2006-02	V8/4.7L	HD & Cold Climate	27F	710	MTZ-34R ¹		MTP-27F		M-27F ⁴⁸		
	2004-00	V6/3.4L	AT or HD	24F	585	MTZ-34R ¹	MTX-24F	MTP-24F	MT-24F	M-24FHC		
	2004-00	V6/3.4L	MT	35	360		MTX-35	MTP-35	MT-35	M-35		
	2000	V8/4.7L	Opt	27F	650	MTZ-34R ¹		MTP-27F		M-27F		
	Agriculture Agrícola Agriculture	Toyota • Venza										
2023-21		L4/2.5L	Hybrid	47 ⁵⁰	345	MTZ-47/H5	MTX-47/H5		MT-47/H5			
2016-09		L4/2.7L		24F	585	MTZ-34R ¹	MTX-24F	MTP-24F	MT-24F	M-24FHC		
2016-09		V6/3.5L		24F	585	MTZ-34R ¹	MTX-24F	MTP-24F	MT-24F	M-24FHC		
Agriculture Agrícola Agriculture	Toyota • Yaris											
	2019-17	L4/1.5L		47	355	MTZ-47/H5	MTX-47/H5		MT-47/H5			
	2016-15	L4/1.5L	Sedan	47 ⁴⁵	355	MTZ-47/H5	MTX-47/H5		MT-47/H5			
	2014-06	L4/1.5L		55D23L ⁴⁵	360						MT-26R ^{1D}	
	2020	L4/1.5L		35	355		MTX-35	MTP-35	MT-35	M-35		
	2016	L4/1.5L	Hatchback	47	360	MTZ-47/H5	MTX-47/H5		MT-47/H5			M-35HC
	2016	L4/1.5L	Sedan	35	360		MTX-35	MTP-35	MT-35	M-35		
Industrial Industrial Industriel	Volkswagen • Arteon											
	2023-22		PR Code J0H	47 ^{33,55,56,58}	58 Ah	MTZ-47/H5	MTX-47/H5					
	2023-19	L4/2.0L	PR Code J0B	49 ^{33,50,55,56,58}	850	MTZ-49/H8	MTX-49/H8					
	2023-19	L4/2.0L	PR Code J0S, EFB	47 ^{50,55,56,58,59}	59 Ah		MTX-47/H5-EFB					
	2023-19	L4/2.0L	PR Code J0T, EFB	48 ^{50,55,56,58,59}	680		MTX-48/H6-EFB					
	2023-19	L4/2.0L	PR Code J0V, EFB	48 ^{50,55,56,58,59}	680		MTX-48/H6-EFB					
	2023-19	L4/2.0L	PR Code J1D	48 ^{55,56,58}	640	MTZ-48/H6 ⁴⁸	MTX-48/H6 ⁴⁸	MTP-48/H6 ⁴⁸				
	2023-19	L4/2.0L	PR Code J2D	48 ^{33,50,55,56,58}	680	MTZ-48/H6	MTX-48/H6					
	2022-19	L4/2.0L	PR Code J0N	47 ^{55,56,58}	540	MTZ-47/H5	MTX-47/H5 ⁴⁸		MT-47/H5 ⁴⁸	M-47/H5 ⁴⁸		
	2022-19	L4/2.0L	PR Code J2S	140R ^{50,55,56,58}	480			MTP-H4				
	Lawn & Garden Césped y Jardín Jardin et Pelouse	Volkswagen • Atlas										
2023-19		L4/2.0L	PR Code J0N	47 ^{55,56,58}	540	MTZ-47/H5	MTX-47/H5 ⁴⁸		MT-47/H5 ⁴⁸	M-47/H5 ⁴⁸		
2023-18		L4/2.0L	PR Code J0T, EFB	48 ^{55,56,58,59}	680		MTX-48/H6-EFB					
2023-18		L4/2.0L	PR Code J0V, EFB	48 ^{55,56,58,59}	680		MTX-48/H6-EFB					
2023-18		L4/2.0L	PR Code J1D	48 ^{55,56,58}	640	MTZ-48/H6 ⁴⁸	MTX-48/H6 ⁴⁸	MTP-48/H6 ⁴⁸				
2023-18		L4/2.0L	PR Code J1L	47 ^{55,56,58}	540	MTZ-47/H5	MTX-47/H5		MT-47/H5 ⁴⁸	M-47/H5 ⁴⁸		
2023-18		L4/2.0L	PR Code J2D	48 ^{33,55,56,58}	680	MTZ-48/H6	MTX-48/H6					
2023-18		V6/3.6L	PR Code J0T, EFB	48 ^{55,56,58,59}	680		MTX-48/H6-EFB					
2023-18		V6/3.6L	PR Code J0V, J0T, EFB	48 ^{55,56,58,59}	680		MTX-48/H6-EFB					
2023-18		V6/3.6L	PR Code J1D	48 ^{55,56,58}	640	MTZ-48/H6 ⁴⁸	MTX-48/H6 ⁴⁸	MTP-48/H6 ⁴⁸				
2023-18	V6/3.6L	PR Code J2D	48 ^{33,55,56,58}	680	MTZ-48/H6	MTX-48/H6						
Powersports Vehículos Deportivos Sports Motorisés	Volkswagen • Atlas Cross Sport											
	2023-20	L4/2.0L	PR Code J0V, EFB	48 ^{50,55,56,58,59}	680		MTX-48/H6-EFB					
	2023-20	V6/3.6L	PR Code J0V, EFB	48 ^{50,55,56,58,59}	680		MTX-48/H6-EFB					
Reference Referencia Référence	Volkswagen • Beetle											
	2019-17	L4/2.0L	PR Code J0S, EFB	47 ^{55,56,58,59}	59 Ah		MTX-47/H5-EFB					
	2019-12	L4/2.0L	PR Code J0N	47 ^{55,56,58}	540	MTZ-47/H5	MTX-47/H5 ⁴⁸		MT-47/H5 ⁴⁸	M-47/H5 ⁴⁸		
	2019-12	L4/2.0L	PR Code J0T, EFB	48 ^{55,56,58,59}	680		MTX-48/H6-EFB					
	2019-12	L4/2.0L	PR Code J1D	48 ^{55,56,58}	640	MTZ-48/H6 ⁴⁸	MTX-48/H6 ⁴⁸	MTP-48/H6 ⁴⁸				
	2019-12	L4/2.0L	PR Code J1L	47 ^{55,56,58}	480	MTZ-47/H5	MTX-47/H5		MT-47/H5 ⁴⁸	M-47/H5 ⁴⁸		
	2019-12	L4/2.0L	PR Code J2D	48 ^{33,55,56,58}	680	MTZ-48/H6	MTX-48/H6					
	2017-14	L4/1.8L	PR Code J0N	47 ^{55,56,58}	540	MTZ-47/H5	MTX-47/H5 ⁴⁸		MT-47/H5 ⁴⁸	M-47/H5 ⁴⁸		
	2017-14	L4/1.8L	PR Code J0T, EFB	48 ^{55,56,58,59}	680		MTX-48/H6-EFB					
	2017-14	L4/1.8L	PR Code J1D	48 ^{55,56,58}	640	MTZ-48/H6 ⁴⁸	MTX-48/H6 ⁴⁸	MTP-48/H6 ⁴⁸				
	2017-14	L4/1.8L	PR Code J1L	47 ^{55,56,58}	480	MTZ-47/H5	MTX-47/H5		MT-47/H5 ⁴⁸	M-47/H5 ⁴⁸		
	2017-14	L4/1.8L	PR Code J2D	48 ^{33,55,56,58}	680	MTZ-48/H6	MTX-48/H6					
	2015-13	L4/2.0L	Dsl, PR Code J0N	47 ^{55,56,58}	540	MTZ-47/H5	MTX-47/H5 ⁴⁸		MT-47/H5 ⁴⁸	M-47/H5 ⁴⁸		
	2015-13	L4/2.0L	Dsl, PR Code J0T, EFB	48 ^{55,56,58,59}	680		MTX-48/H6-EFB					
	2015-13	L4/2.0L	Dsl, PR Code J1D	48 ^{55,56,58}	640	MTZ-48/H6 ⁴⁸	MTX-48/H6 ⁴⁸	MTP-48/H6 ⁴⁸				
	2015-13	L4/2.0L	Dsl, PR Code J1L	47 ^{55,56,58}	520	MTZ-47/H5	MTX-47/H5		MT-47/H5 ⁴⁸	M-47/H5 ⁴⁸		
	2015-13	L4/2.0L	Dsl, PR Code J2D	48 ^{33,55,56,58}	680	MTZ-48/H6	MTX-48/H6					
	2014-12	L5/2.5L	PR Code J0N	47 ^{55,56,58}	520	MTZ-47/H5	MTX-47/H5 ⁴⁸		MT-47/H5 ⁴⁸	M-47/H5		

Model/Year	Engine	Options	Group Size	Rating (CCA/AH)	Platinum +		Gold	Silver	M-Line	Other
					MTZ	MTX	MTP	MT	M	Alternate
Volkswagen • Beetle (continued)										
2014-12	L5/2.5L	PR Code J0T, EFB	48 ^{55,56,58,59}	680			MTX-48/H6-EFB			
2014-12	L5/2.5L	PR Code J1D	48 ^{55,56,58}	640	MTZ-48/H6 ⁴⁸	MTX-48/H6 ⁴⁸	MTP-48/H6 ⁴⁸			
2014-12	L5/2.5L	PR Code J1L	47 ^{55,56,58}	540	MTZ-47/H5	MTX-47/H5		MT-47/H5 ⁴⁸	M-47/H5 ⁴⁸	
2014-12	L5/2.5L	PR Code J2D	48 ^{33,55,56,58}	680	MTZ-48/H6	MTX-48/H6				
2010-06	L5/2.5L		47 ^{55,56}	540	MTZ-47/H5	MTX-47/H5		MT-47/H5 ⁴⁸	M-47/H5 ⁴⁸	
2010-06	L5/2.5L	Opt	48 ^{55,56}	640	MTZ-48/H6	MTX-48/H6	MTP-48/H6	MT-48/H6	M-48/H6	
2006-98	L4/1.9L	Turbo Dsl	47 ^{55,56}	540	MTZ-47/H5	MTX-47/H5		MT-47/H5 ⁴⁸	M-47/H5 ⁴⁸	
2006-98	L4/1.9L	Turbo DSL, Opt	48 ^{55,56}	640	MTZ-48/H6	MTX-48/H6	MTP-48/H6	MT-48/H6	M-48/H6	
2005-99	L4/1.8L		47 ^{55,56}	480	MTZ-47/H5	MTX-47/H5		MT-47/H5 ⁴⁸	M-47/H5 ⁴⁸	
2005-99	L4/1.8L	Opt	48 ^{55,56}	640	MTZ-48/H6	MTX-48/H6	MTP-48/H6	MT-48/H6	M-48/H6	
2005-98	L4/2.0L		47 ^{55,56}	540	MTZ-47/H5	MTX-47/H5		MT-47/H5 ⁴⁸	M-47/H5 ⁴⁸	
2005-98	L4/2.0L	Opt	48 ^{55,56}	640	MTZ-48/H6	MTX-48/H6	MTP-48/H6	MT-48/H6	M-48/H6	
1979-77	H4/1.6L		41	450				MT-41		
1979-77	H4/1.6L		42	300				MT-42		
1976-70	H4/1.6L		42	300				MT-42		
1969-67	H4/1.5L		42	300				MT-42		
2017	L4/1.8L	PR Code J0S, EFB	47 ^{55,56,58,59}	59 Ah			MTX-47/H5-EFB			
Volkswagen • Cabrio, Cabriolet										
2002-00	L4/2.0L		47	520	MTZ-47/H5	MTX-47/H5		MT-47/H5		
2002-00	L4/2.0L		47	540	MTZ-47/H5	MTX-47/H5		MT-47/H5 ⁴⁸	M-47/H5 ⁴⁸	
1999-98	L4/2.0L		97R	575						MT-47/H5 ^{5,6,10}
1997-95	L4/2.0L		42	460				MT-42		
1993-90	L4/1.8L		41	500				MT-41		
Volkswagen • CC										
2017-12	L4/2.0L	PR Code J0T, EFB	48 ^{50,55,56,58,59}	680			MTX-48/H6-EFB			
2017-12	V6/3.6L	PR Code J0T, EFB	48 ^{50,55,56,58,59}	680			MTX-48/H6-EFB			
2017-09	L4/2.0L	PR Code J1D	48 ^{50,55,56,58}	640	MTZ-48/H6 ⁴⁸	MTX-48/H6 ⁴⁸	MTP-48/H6 ⁴⁸			
2017-09	L4/2.0L	PR Code J1L, J0N	47 ^{50,55,56,58}	540	MTZ-47/H5	MTX-47/H5 ⁴⁸		MT-47/H5 ⁴⁸	M-47/H5 ⁴⁸	
2017-09	L4/2.0L	PR Code J1U	49 ^{50,55,56,58}	760	MTZ-49/H8	MTX-49/H8	MTP-49/H8 ⁴⁸	MT-49/H8	M-49/H8	
2017-09	L4/2.0L	PR Code J2D	48 ^{33,50,55,56,58}	680	MTZ-48/H6	MTX-48/H6				
2017-09	V6/3.6L	PR Code J1D	48 ^{50,55,56,58}	640	MTZ-48/H6 ⁴⁸	MTX-48/H6 ⁴⁸	MTP-48/H6 ⁴⁸			
2017-09	V6/3.6L	PR Code J1U	49 ^{50,55,56,58}	760	MTZ-49/H8	MTX-49/H8	MTP-49/H8			
2017-09	V6/3.6L	PR Code J2D	48 ^{33,50,55,56,58}	680	MTZ-48/H6	MTX-48/H6				
Volkswagen • Corrado										
1995-92	V6/2.8L		42	460				MT-42		
1992-90	L4/1.8L		42	460				MT-42		
Volkswagen • e-Golf										
2020-15		Electric, PR Code J0H	47 ^{33,55,56,58}	58 Ah	MTZ-47/H5	MTX-47/H5				
2020-15		Electric, PR Code J0S, EFB	47 ^{55,56,58,59}	59 Ah		MTX-47/H5-EFB				
2020-15		Electric, PR Code J1L, J0N	47 ^{55,56,58}	540	MTZ-47/H5	MTX-47/H5 ⁴⁸		MT-47/H5 ⁴⁸	M-47/H5 ⁴⁸	
2020-15		Electric, PR Code J1P	140R ^{50,55,56,58}	360			MTP-H4			
Volkswagen • Eos										
2016-11	L4/2.0L	PR Code J0T, EFB	48 ^{50,55,56,58,59}	680			MTX-48/H6-EFB			
2016-09	L4/2.0L	Opt, PR Code J2D	48 ^{33,50,55,56,58}	680	MTZ-48/H6	MTX-48/H6				
2016-07	L4/2.0L	PR Code J1D	48 ^{50,55,56,58}	640	MTZ-48/H6 ⁴⁸	MTX-48/H6 ⁴⁸	MTP-48/H6 ⁴⁸			
2016-07	L4/2.0L	PR Code J1L, J0N	47 ^{50,55,56,58}	540	MTZ-47/H5	MTX-47/H5 ⁴⁸		MT-47/H5 ⁴⁸	M-47/H5 ⁴⁸	
2016-07	L4/2.0L	PR Code J2S	140R ^{50,55,56,58}	480			MTP-H4			
2008-07	V6/3.2L	6V, AGM, PR Code J2K	N/A ²	540						
Volkswagen • EuroVan										
2003-00	V6/2.8L		97R ⁵⁰	575						MT-47/H5 ^{5,6,10}
2002-99	V6/2.8L	Aux Battery	27 ³¹	570	MTZ-34 ¹					SRM-27
2002-00	V6/2.8L	Primary Battery	97R ^{50,54}	575						MT-47/H5 ^{5,6,10}
1997-93	L5/2.4L	Aux Battery	27 ³¹	570	MTZ-34 ¹					SRM-27
1997-93	L5/2.4L	Dsl	97R	575						MT-47/H5 ^{5,6,10}
1995-92	L5/2.5L		42	460				MT-42		
1999	V6/2.8L		42	460				MT-42		
1997	V6/2.8L		42	460				MT-42		
1996	L5/2.5L	Aux Battery	27	570	MTZ-34 ¹			MT-27	M-27	
1996	L5/2.5L	Primary Battery	97R	575						MT-47/H5 ^{5,6,10}
1994	L5/2.4L		42	460				MT-42		
Volkswagen • Fox										
1992-90	L4/1.8L		41	500				MT-41		
1993	L4/1.8L		42	450				MT-42		
Volkswagen • Golf										
2021-19	L4/1.4L	PR Code J0H	47 ^{33,55,56,58}	58 Ah	MTZ-47/H5	MTX-47/H5				
2021-19	L4/1.4L	PR Code J0S, EFB	47 ^{55,56,58,59}	59 Ah		MTX-47/H5-EFB				
2021-19	L4/1.4L	PR Code J0T, EFB	48 ^{55,56,58,59}	680		MTX-48/H6-EFB				
2021-19	L4/1.4L	PR Code J1D	48 ^{55,56,58}	640	MTZ-48/H6 ⁴⁸	MTX-48/H6 ⁴⁸	MTP-48/H6 ⁴⁸			
2021-19	L4/1.4L	PR Code J1L	47 ^{50,54,55,56,58}	540	MTZ-47/H5	MTX-47/H5		MT-47/H5 ⁴⁸	M-47/H5 ⁴⁸	
2021-19	L4/1.4L	PR Code J2D	48 ^{33,55,56,58}	680	MTZ-48/H6	MTX-48/H6				
2018-15	L4/1.4L	PR Code J0S, EFB	47 ^{55,56,58,59}	59 Ah		MTX-47/H5-EFB				
2018-15	L4/1.4L	PR Code J0T, EFB	48 ^{55,56,58,59}	680		MTX-48/H6-EFB				

*Note: PR codes are located on a tag near the spare tire or in the warranty booklet. *Nota: Los códigos PR se encuentran en una etiqueta cerca del neumático de repuesto o en el folleto de garantía.

*Remarque : Les codes PR se trouvent sur une étiquette près de la roue de rechange ou dans le livre de garantie. | For footnotes, see inside back cover. Notas al Pie de Página 468. Référence de Bas de Page 508.

Automotive & Light Truck
Automotrices y Camiones Livianos
Automobile et Camionnette

Heavy-Duty Truck
Camiones Para Servicio Pesado
Poids Lour

Agriculture
Agrícola
Agriculture

Industrial
Industrial
Industrial

Lawn & Garden
Césped y Jardín
Jardin et Pelouse

Powersports
Vehículos Deportivos
Sports Motorises

Reference
Referencia
Référence

	Model/ Year	Engine	Options	Group Size	Rating (CCA/AH)	Platinum +	Platinum	Gold	Silver	M-Line	Other
						MTZ	MTX	MTP	MT	M	Alternate
Volkswagen • Golf (continued)											
Automotive & Light Truck Automotrices y Camiones Livianos Automobile et Camionnette	2018-15	L4/1.4L	PR Code J1D	48 ^{50,54,55,56,58}	640	MTZ-48/H6 ⁴⁸	MTX-48/H6 ⁴⁸	MTP-48/H6 ⁴⁸			
	2018-15	L4/1.4L	PR Code J1L	47 ^{50,55,56,58}	540	MTZ-47/H5	MTX-47/H5		MT-47/H5 ⁴⁸	M-47/H5 ⁴⁸	
	2018-15	L4/1.4L	PR Code J2D	48 ^{33,55,56,58}	68 Ah	MTZ-48/H6	MTX-48/H6				
	2018-15	L4/1.8L	PR Code J0H	47 ^{33,55,56,58}	58 Ah	MTZ-47/H5	MTX-47/H5				
	2018-15	L4/1.8L	PR Code J0S, EFB	47 ^{55,56,58,59}	59 Ah		MTX-47/H5-EFB				
	2018-15	L4/1.8L	PR Code J0T, EFB	48 ^{55,56,58,59}	680		MTX-48/H6-EFB				
	2018-15	L4/1.8L	PR Code J1D	48 ^{50,54,55,56,58}	640	MTZ-48/H6 ⁴⁸	MTX-48/H6 ⁴⁸	MTP-48/H6 ⁴⁸			
	2018-15	L4/1.8L	PR Code J1L	47 ^{50,55,56,58}	540	MTZ-47/H5	MTX-47/H5		MT-47/H5 ⁴⁸	M-47/H5 ⁴⁸	
	2018-15	L4/1.8L	PR Code J2D	48 ^{33,55,56,58}	68 Ah	MTZ-48/H6	MTX-48/H6				
	2017-15	L4/1.8L	PR Code J0N	47 ^{50,54,55,56,58}	540	MTZ-47/H5	MTX-47/H5 ⁴⁸		MT-47/H5 ⁴⁸	M-47/H5 ⁴⁸	
	2017-15	L4/1.8L	PR Code J1P	140R ^{50,55,56,58}	360			MTP-H4			
	2017-15	L4/1.8L	PR Code J2S	140R ^{50,55,56,58}	480			MTP-H4			
	2015-14	L4/2.0L	Dsl, PR Code J0N, J1L	47 ^{50,54,55,56,58}	540	MTZ-47/H5	MTX-47/H5 ⁴⁸		MT-47/H5 ⁴⁸	M-47/H5 ⁴⁸	
	2015-14	L4/2.0L	Dsl, PR Code J0S, EFB	47 ^{55,56,58,59}	59 Ah		MTX-47/H5-EFB				
	2015-14	L4/2.0L	Dsl, PR Code J1D	48 ^{50,54,55,56,58}	640	MTZ-48/H6 ⁴⁸	MTX-48/H6 ⁴⁸	MTP-48/H6 ⁴⁸			
2015-14	L4/2.0L	Dsl, PR Code J2S	140R ^{50,55,56,58}	480			MTP-H4				
2014-12	L5/2.5L	PR Code J0T, EFB	48 ^{50,55,56,58,59}	680		MTX-48/H6-EFB					
2014-10	L5/2.5L	HD, PR Code J1D	48 ^{50,54,55,58}	640	MTZ-48/H6 ⁴⁸	MTX-48/H6 ⁴⁸	MTP-48/H6 ⁴⁸				
2014-10	L5/2.5L	PR Code J0N	47 ^{50,54,55,56}	540	MTZ-47/H5	MTX-47/H5 ⁴⁸		MT-47/H5 ⁴⁸	M-47/H5 ⁴⁸		
2014-10	L5/2.5L	PR Code J2S	140R ^{50,55,56,58}	480			MTP-H4				
2013-10	L4/2.0L	Dsl, Opt, PR Code J2D	48 ^{33,50,55,56,58}	680	MTZ-48/H6	MTX-48/H6					
2013-10	L4/2.0L	Dsl, PR Code J0N	47 ^{50,54,55,56}	540	MTZ-47/H5	MTX-47/H5 ⁴⁸		MT-47/H5 ⁴⁸	M-47/H5 ⁴⁸		
2013-10	L4/2.0L	Dsl, PR Code J0T, EFB	48 ^{50,55,56,58,59}	680		MTX-48/H6-EFB					
2013-10	L4/2.0L	TDI, PR Code J1D	48 ^{50,55,56,58}	640	MTZ-48/H6 ⁴⁸	MTX-48/H6 ⁴⁸	MTP-48/H6 ⁴⁸				
2013-10	L4/2.0L	TDI, PR Code J1L	47 ⁵⁸	480	MTZ-47/H5	MTX-47/H5		MT-47/H5 ⁴⁸	M-47/H5 ⁴⁸		
2013-10	L5/2.5L	Gas, PR Code J1P	140R ^{50,55,56,58}	360			MTP-H4				
2013-10	L5/2.5L	Opt, PR Code J2D	48 ^{33,50,55,56,58}	680	MTZ-48/H6	MTX-48/H6					
2005-04	L4/1.9L	Dsl, PR Code J0R	94R ^{50,58}	640	MTZ-94R/H7	MTX-94R/H7	MTP-94R/H7			M-94R/H7	
2005-03	L4/1.8L	PR Code J1L, J0N	47 ⁵⁸	540	MTZ-47/H5	MTX-47/H5 ⁴⁸		MT-47/H5 ⁴⁸	M-47/H5 ⁴⁸		
2005-03	L4/2.0L	PR Code J1L	47 ⁵⁸	540	MTZ-47/H5	MTX-47/H5		MT-47/H5 ⁴⁸	M-47/H5 ⁴⁸		
2005-03	L4/2.0L	PR Code J1L, J0N	47 ⁵⁸	540	MTZ-47/H5	MTX-47/H5 ⁴⁸		MT-47/H5 ⁴⁸	M-47/H5 ⁴⁸		
2005-03	V6/2.8L	PR Code J0R	94R ^{50,58}	640	MTZ-94R/H7	MTX-94R/H7	MTP-94R/H7			M-94R/H7	
2003-01	L4/1.9L	Dsl, PR Code J0N, J1L	47 ⁵⁸	540	MTZ-47/H5	MTX-47/H5 ⁴⁸		MT-47/H5 ⁴⁸	M-47/H5 ⁴⁸		
2002-00	L4/1.8L	PR Code J0N	47 ⁵⁸	540	MTZ-47/H5	MTX-47/H5 ⁴⁸		MT-47/H5 ⁴⁸	M-47/H5 ⁴⁸		
2002-00	L4/2.0L	PR Code J0N	47 ⁵⁸	540	MTZ-47/H5	MTX-47/H5 ⁴⁸		MT-47/H5 ⁴⁸	M-47/H5 ⁴⁸		
2002-00	V6/2.8L	PR Code J0N	47 ⁵⁸	540	MTZ-47/H5	MTX-47/H5 ⁴⁸		MT-47/H5 ⁴⁸	M-47/H5 ⁴⁸		
2001-99	L4/2.0L	PR Code J0L	48 ^{50,55,56,58}	570	MTZ-48/H6	MTX-48/H6	MTP-48/H6	MT-48/H6	M-48/H6		
1999-98	L4/2.0L		97R	575						MT-47/H5 ^{5,6,10}	
1999-98	V6/2.8L		97R	575						MT-47/H5 ^{5,6,10}	
1999-98	V6/2.8L		97R	575						MT-47/H5 ^{5,6,10}	
1996-95	V6/2.8L		41	575				MT-41			
1996-95	V6/2.8L	Opt	41	650				MT-41			
1996-95	V6/2.8L		41	650				MT-41			
1996-93	L4/1.8L		41	575				MT-41			
1996-93	L4/1.9L	Opt	41	650				MT-41			
1996-93	L4/2.0L		41	575				MT-41			
1996-93	L4/2.0L	Opt	41	650				MT-41			
1996-93	L4/2.0L		41 ⁶	650				MT-41			
1996-90	L4/1.8L	Opt	41	650				MT-41			
1995-93	L4/1.9L		41	575				MT-41			
1992-90	L4/1.6L		41	500				MT-41			
1992-90	L4/1.6L		41	500				MT-41			
1992-90	L4/1.8L		41	500				MT-41			
1992-90	L4/2.0L		41	500				MT-41			
1992-90	L4/2.0L		41	500				MT-41			
Powersports Vehículos Deportivos Sports Motorisés	2018	L4/1.4L	Aux for Start-Stop	N/A ^{45,50}	6 Ah						
	2018	L4/1.8L	Aux for Start-Stop	N/A ^{45,50}	6 Ah						
	2015	L4/2.0L	Dsl, PR Code J0H	47 ^{33,55,56,58}	58 Ah	MTZ-47/H5	MTX-47/H5				
	2015	L4/2.0L	Dsl, PR Code J0T, EFB	48 ^{55,56,58,59}	680		MTX-48/H6-EFB				
	2015	L4/2.0L	Dsl, PR Code J1P	140R ^{50,55,56,58}	360			MTP-H4			
	2015	L4/2.0L	Dsl, PR Code J2D	48 ^{33,55,56,58}	680	MTZ-48/H6	MTX-48/H6				
	2014	L5/2.5L	PR Code J0S, EFB	47 ^{50,55,56,58,59}	59 Ah		MTX-47/H5-EFB				
	2014	L5/2.5L	PR Code J0V, EFB	48 ^{50,55,56,58,59}	640		MTX-48/H6-EFB				
	2014	L5/2.5L	PR Code J1D	48 ^{50,54,55,56,58}	640	MTZ-48/H6 ⁴⁸	MTX-48/H6 ⁴⁸	MTP-48/H6 ⁴⁸			
	2013	L4/2.0L	Gas, HD PR Code J1D	48 ^{50,55,56,58}	640	MTZ-48/H6 ⁴⁸	MTX-48/H6 ⁴⁸	MTP-48/H6 ⁴⁸			
	2013	L4/2.0L	Gas, Opt, PR Code J2D	48 ^{33,50,55,56,58}	680	MTZ-48/H6	MTX-48/H6				
	2013	L4/2.0L	Gas, PR Code J0N	47 ^{50,54,55,56}	540	MTZ-47/H5	MTX-47/H5 ⁴⁸		MT-47/H5 ⁴⁸	M-47/H5 ⁴⁸	
	2013	L4/2.0L	Gas, PR Code J0T, EFB	48 ^{50,55,56,58,59}	680		MTX-48/H6-EFB				
	2013	L4/2.0L	Gas, PR Code J1L	47 ⁵⁸	480	MTZ-47/H5	MTX-47/H5		MT-47/H5 ⁴⁸	M-47/H5 ⁴⁸	
	2013	L4/2.0L	Gas, PR Code J1P	140R ^{50,55,56,58}	360			MTP-H4			
2013	L4/2.0L	Gas, PR Code J2S	140R ^{50,55,56,58}	480			MTP-H4				
2013	L4/2.0L	PR Code J2S	140R ^{50,55,56,58}	480			MTP-H4				
2012	L5/2.5L	Gas, PR Code J1L	47 ⁵⁸	480	MTZ-47/H5	MTX-47/H5		MT-47/H5 ⁴⁸	M-47/H5 ⁴⁸		

Model/ Year	Engine	Options	Group Size	Rating (CCA/AH)	Platinum +		Gold	Silver	M-Line	Other
					MTZ	MTX	MTP	MT	M	Alternate
Volkswagen • Golf (continued)										
2006	L4/1.8L	PR Code J1L	47 ^{50,58}	480	MTZ-47/H5	MTX-47/H5		MT-47/H5 ⁴⁸	M-47/H5 ⁴⁸	
2006	L4/1.9L	Dsl, PR Code J1D	48 ^{50,55,56,58}	570	MTZ-48/H6 ⁴⁸	MTX-48/H6 ⁴⁸	MTP-48/H6 ⁴⁸			
2006	L4/2.0L	PR Code J1L, Ex TC	47 ^{50,58}	480	MTZ-47/H5	MTX-47/H5		MT-47/H5 ⁴⁸	M-47/H5 ⁴⁸	
2006	L4/2.0L	w/o TC, PR Code J1L, JON	47 ⁵⁸	540	MTZ-47/H5	MTX-47/H5 ⁴⁸		MT-47/H5 ⁴⁸	M-47/H5 ⁴⁸	
2000	L4/1.9L	Dsl	94R	620	MTZ-94R/H7	MTX-94R/H7	MTP-94R/H7			M-94R/H7
2000	V6/2.8L	PR Code JON	47	540	MTZ-47/H5	MTX-47/H5 ⁴⁸		MT-47/H5 ⁴⁸	M-47/H5 ⁴⁸	
1999	L4/1.9L	Dsl	98R	620		MTX-48/H6 ^{5,6,10}				MTP-48/H6 ^{5,6,10}
1998	L4/1.8L		97R	575						MT-47/H5 ^{5,6,10}
1998	L4/1.9L	Dsl	97R	575						MT-47/H5 ^{5,6,10}
1997	L4/1.8L		42	460				MT-42		
1997	L4/1.9L	Dsl	98R	620	MTZ-48/H6 ^{5,6,10}	MTX-48/H6 ^{5,6,10}				MTP-48/H6 ^{5,6,10}
1997	L4/2.0L		42	460				MT-42		
1997	V6/2.8L		42	460				MT-42		
1996	L4/1.9L	Turbo, DSL	41 ⁶	650				MT-41		
Volkswagen • Golf Alltrack										
2019-18	L4/1.8L	Aux for Start-Stop	N/A ^{45,50}	6 Ah						
2019-17	L4/1.8L	PR Code JOH	47 ^{33,55,56,58}	58 Ah	MTZ-47/H5	MTX-47/H5				
2019-17	L4/1.8L	PR Code JOS, EFB	47 ^{55,56,58,59}	59 Ah		MTX-47/H5-EFB				
2019-17	L4/1.8L	PR Code JOT, EFB	48 ^{55,56,58,59}	680		MTX-48/H6-EFB				
2019-17	L4/1.8L	PR Code J1D	48 ^{55,56,58}	640	MTZ-48/H6 ⁴⁸	MTX-48/H6 ⁴⁸	MTP-48/H6 ⁴⁸			
2019-17	L4/1.8L	PR Code J2D	48 ^{33,55,56,58}	680	MTZ-48/H6	MTX-48/H6				
2017	L4/1.8L	PR Code JON	47 ^{55,56,58}	540	MTZ-47/H5	MTX-47/H5 ⁴⁸		MT-47/H5 ⁴⁸	M-47/H5 ⁴⁸	
2017	L4/1.8L	PR Code J1P	140R ^{55,56,58}	360			MTP-H4			
2017	L4/1.8L	PR Code J2S	140R ^{55,56,58}	480			MTP-H4			
Volkswagen • Golf City										
2010-07	L4/2.0L	PR Code J1L	47 ^{54,58}	540	MTZ-47/H5	MTX-47/H5		MT-47/H5 ⁴⁸	M-47/H5 ⁴⁸	
Volkswagen • Golf R										
2023-22	L4/2.0L	PR Code JOH	47 ^{33,55,56,58}	58 Ah	MTZ-47/H5	MTX-47/H5				
2023-22	L4/2.0L	PR Code JOS, EFB	47 ^{55,56,58,59}	59 Ah		MTX-47/H5-EFB				
2023-22	L4/2.0L	PR Code JOV, EFB	48 ^{55,56,58,59}	680		MTX-48/H6-EFB				
2023-22	L4/2.0L	PR Code J2D	48 ^{33,55,56,58}	680	MTZ-48/H6	MTX-48/H6				
2019-18	L4/2.0L	Aux for Start-Stop	N/A ^{45,50}	6 Ah						
2019-18	L4/2.0L	PR Code J1D	48 ^{55,56,58}	640	MTZ-48/H6 ⁴⁸	MTX-48/H6 ⁴⁸	MTP-48/H6 ⁴⁸			
2019-15	L4/2.0L	PR Code JOH	47 ^{33,55,56,58}	58 Ah	MTZ-47/H5	MTX-47/H5				
2019-15	L4/2.0L	PR Code JON	47 ^{55,56,58}	540	MTZ-47/H5	MTX-47/H5 ⁴⁸		MT-47/H5 ⁴⁸	M-47/H5 ⁴⁸	
2019-15	L4/2.0L	PR Code JOS, EFB	47 ^{55,56,58,59}	59 Ah		MTX-47/H5-EFB				
2019-15	L4/2.0L	PR Code JOT, EFB	48 ^{55,56,58,59}	680		MTX-48/H6-EFB				
2019-15	L4/2.0L	PR Code J2D	48 ^{33,55,56,58}	680	MTZ-48/H6	MTX-48/H6				
2017-15	L4/2.0L	PR Code J1P	140R ^{55,56,58}	360			MTP-H4			
2013-12	L4/2.0L	PR Code J2D	48 ^{33,50,55,56,58}	680	MTZ-48/H6	MTX-48/H6				
2013-12	L4/2.0L	PR Code JON	47 ^{55,56,58}	540	MTZ-47/H5	MTX-47/H5 ⁴⁸		MT-47/H5 ⁴⁸	M-47/H5 ⁴⁸	
2013-12	L4/2.0L	PR Code JOT, EFB	48 ^{55,56,58,59}	680		MTX-48/H6-EFB				
2013-12	L4/2.0L	PR Code J1D	48 ^{55,56,58}	640	MTZ-48/H6 ⁴⁸	MTX-48/H6 ⁴⁸	MTP-48/H6 ⁴⁸			
2013-12	L4/2.0L	PR Code J1P	140R ^{55,56,58}	360			MTP-H4			
2013-12	L4/2.0L	PR Code J2S	140R ^{55,56,58}	480			MTP-H4			
Volkswagen • Golf SportWagen										
2019-15	L4/1.8L	PR Code JOS, EFB	47 ^{55,56,58,59}	59 Ah		MTX-47/H5-EFB				
2019-15	L4/1.8L	PR Code JOT, EFB	48 ^{55,56,58,59}	680		MTX-48/H6-EFB				
2019-15	L4/1.8L	PR Code J1D	48 ^{55,56,58}	640	MTZ-48/H6 ⁴⁸	MTX-48/H6 ⁴⁸	MTP-48/H6 ⁴⁸			
2019-15	L4/1.8L	PR Code J1L	47 ^{55,56,58}	520	MTZ-47/H5	MTX-47/H5		MT-47/H5 ⁴⁸		
2017-15	L4/1.8L	PR Code JON	47 ^{55,56,58}	540	MTZ-47/H5	MTX-47/H5 ⁴⁸		MT-47/H5 ⁴⁸	M-47/H5 ⁴⁸	
2017-15	L4/1.8L	PR Code J2S	140R ^{55,56,58}	480			MTP-H4			
2019	L4/1.4L	PR Code JOS, EFB	47 ^{55,56,58,59}	59 Ah		MTX-47/H5-EFB				
2019	L4/1.4L	PR Code JOT, EFB	48 ^{55,56,58,59}	680		MTX-48/H6-EFB				
2019	L4/1.4L	PR Code J1D	48 ^{55,56,58}	640	MTZ-48/H6 ⁴⁸	MTX-48/H6 ⁴⁸	MTP-48/H6 ⁴⁸			
2019	L4/1.4L	PR Code J1L	47 ^{55,56,58}	540	MTZ-47/H5	MTX-47/H5		MT-47/H5 ⁴⁸		
2015	L4/2.0L	Dsl, PR Code JON	47 ^{55,56,58}	540	MTZ-47/H5	MTX-47/H5 ⁴⁸		MT-47/H5 ⁴⁸	M-47/H5 ⁴⁸	
2015	L4/2.0L	Dsl, PR Code JOS, EFB	47 ^{55,56,58,59}	59 Ah		MTX-47/H5-EFB				
2015	L4/2.0L	Dsl, PR Code JOT, EFB	48 ^{55,56,58,59}	680		MTX-48/H6-EFB				
2015	L4/2.0L	Dsl, PR Code J1D	48 ^{55,56,58}	640	MTZ-48/H6 ⁴⁸	MTX-48/H6 ⁴⁸	MTP-48/H6 ⁴⁸			
2015	L4/2.0L	Dsl, PR Code J1L	47 ^{55,56,58}	520	MTZ-47/H5	MTX-47/H5		MT-47/H5 ⁴⁸	M-47/H5 ⁴⁸	
2015	L4/2.0L	Dsl, PR Code J2S	140R ^{55,56,58}	480			MTP-H4			
Volkswagen • GTI										
2023-22	L4/2.0L	PR Code JOH	47 ^{33,50,55,56,58}	58 Ah	MTZ-47/H5	MTX-47/H5				
2023-22	L4/2.0L	PR Code JOS, EFB	47 ^{50,54,55,56,58,59}	59 Ah		MTX-47/H5-EFB				
2023-22	L4/2.0L	PR Code JOV, EFB	48 ^{55,56,58,59}	70 Ah		MTX-48/H6-EFB				
2023-22	L4/2.0L	PR Code J2D	48 ^{33,55,56,58}	680	MTZ-48/H6	MTX-48/H6				
2021-15	L4/2.0L	PR Code JOH	47 ^{33,50,55,56,58}	58 Ah	MTZ-47/H5	MTX-47/H5				
2021-15	L4/2.0L	PR Code JOT, EFB	48 ^{55,56,58,59}	680		MTX-48/H6-EFB				
2021-15	L4/2.0L	PR Code J2D	48 ^{33,55,56,58}	680	MTZ-48/H6	MTX-48/H6				
2021-14	L4/2.0L	PR Code JOS, EFB	47 ^{55,56,58,59}	59 Ah		MTX-47/H5-EFB				

*Note: PR codes are located on a tag near the spare tire or in the warranty booklet. *Nota: Los códigos PR se encuentran en una etiqueta cerca del neumático de repuesto o en el folleto de garantía.

*Remarque : Les codes PR se trouvent sur une étiquette près de la roue de rechange ou dans le livre de garantie. | For footnotes, see inside back cover. Notas al Pie de Página 468. Référence de Bas de Page 508.

Automotive & Light Truck
Automotrices y Camiones Livianos
Automobile et Camionnette

Heavy-Duty Truck
Camiones Para Servicio Pesado
Poids Lourd

Agriculture
Agrícola
Agriculture

Industrial
Industrial
Industrial

Lawn & Garden
Césped y Jardín
Jardin et Pelouse

Powersports
Vehículos Deportivos
Sports Motorisés

Reference
Referencia
Référence

	Model/ Year	Engine	Options	Group Size	Rating (CCA/AH)	Platinum +	Platinum	Gold	Silver	M-Line	Other	
						MTZ	MTX	MTP	MT	M	Alternate	
Automotive & Light Truck Automotrices y Camiones Livianos Automobile et Camionnette	Volkswagen • GTI (continued)											
	2021-14	L4/2.0L	PR Code J1D	48 ^{55,56,58}	640	MTZ-48/H6 ⁴⁸	MTX-48/H6 ⁴⁸	MTP-48/H6 ⁴⁸				
	2021-14	L4/2.0L	PR Code J1L	47 ^{55,56,58}	540	MTZ-47/H5	MTX-47/H5		MT-47/H5 ⁴⁸	M-47/H5 ⁴⁸		
	2017-14	L4/2.0L	PR Code J0N	47 ^{55,56,58}	540	MTZ-47/H5	MTX-47/H5 ⁴⁸		MT-47/H5 ⁴⁸	M-47/H5 ⁴⁸		
	2017-14	L4/2.0L	PR Code J1P	140R ^{55,56,58}	360			MTP-H4				
	2017-14	L4/2.0L	PR Code J2S	140R ^{55,56,58}	480				MTP-H4			
	2014-12	L4/2.0L	PR Code J0T, EFB	48 ^{50,54,55,56,58,59}	680		MTX-48/H6-EFB					
	2013-12	L4/2.0L	PR Code J0T, EFB	48 ^{50,55,56,58,59}	680		MTX-48/H6-EFB					
	2013-10	L4/2.0L	PR Code J0N	47 ^{55,56,58}	540	MTZ-47/H5	MTX-47/H5 ⁴⁸		MT-47/H5 ⁴⁸	M-47/H5 ⁴⁸		
	2013-10	L4/2.0L	PR Code J1D	48 ^{55,56,58}	640	MTZ-48/H6 ⁴⁸	MTX-48/H6 ⁴⁸	MTP-48/H6 ⁴⁸				
	2013-10	L4/2.0L	PR Code J1P	140R ^{55,56,58}	360				MTP-H4			
	2013-10	L4/2.0L	PR Code J2D	48 ^{33,50,55,56,58}	680	MTZ-48/H6	MTX-48/H6					
	2013-10	L4/2.0L	PR Code J2S	140R ^{55,56,58}	480				MTP-H4			
	2008-06	L4/2.0L		48 ⁵⁴	540	MTZ-48/H6	MTX-48/H6	MTP-48/H6	MT-48/H6	M-48/H6		
2010	L4/2.0L	PR Code J1L	47 ^{55,56,58}	540	MTZ-47/H5	MTX-47/H5		MT-47/H5 ⁴⁸	M-47/H5 ⁴⁸			
2009	L4/2.0L		48 ⁵⁴	570	MTZ-48/H6	MTX-48/H6	MTP-48/H6	MT-48/H6	M-48/H6			
Heavy-Duty Truck Camiones Para Servicio Pesado Poids Lourds	Volkswagen • ID.4											
	2023-21		Electric, PR Code J1H, EFB	140R ^{50,54,55,56,59}	49 Ah							
	2023-21		Electric, PR Code J2S	140R ^{50,54,55,56}	480				MTP-H4			
Agriculture Agrícola Agriculture	Volkswagen • Jetta											
	2023-22	L4/2.0L	PR Code J2D	48 ^{33,55,56,58}	680	MTZ-48/H6	MTX-48/H6					
	2023-18	L4/2.0L	PR Code J0T, EFB	48 ^{55,56,58,59}	680		MTX-48/H6-EFB					
	2023-15	L4/2.0L	PR Code J0S, J4J, EFB	47 ^{55,56,58,59}	59 Ah		MTX-47/H5-EFB					
	2023-05	L4/2.0L	PR Code J1L	47 ^{55,56,58}	520	MTZ-47/H5	MTX-47/H5		MT-47/H5 ⁴⁸	M-47/H5 ⁴⁸		
	2023-03	L4/2.0L	PR Code J0N	47 ^{55,56,58}	540	MTZ-47/H5	MTX-47/H5 ⁴⁸		MT-47/H5 ⁴⁸	M-47/H5 ⁴⁸		
	2023-03	L4/2.0L	PR Code J1D	48 ^{55,56,58}	640	MTZ-48/H6 ⁴⁸	MTX-48/H6 ⁴⁸	MTP-48/H6 ⁴⁸				
	2021-17	L4/1.4L	PR Code J0N, J1L	47 ^{55,56,58}	540	MTZ-47/H5	MTX-47/H5 ⁴⁸		MT-47/H5 ⁴⁸	M-47/H5 ⁴⁸		
	2021-17	L4/1.4L	PR Code J0S, EFB	47 ^{55,56,58,59}	59 Ah		MTX-47/H5-EFB					
	2021-17	L4/1.4L	PR Code J0T, EFB	48 ^{55,56,58,59}	680		MTX-48/H6-EFB					
	2021-17	L4/1.4L	PR Code J1D	48 ^{55,56,58}	640	MTZ-48/H6 ⁴⁸	MTX-48/H6 ⁴⁸	MTP-48/H6 ⁴⁸				
	2021-17	L4/1.4L	PR Code J2D	48 ^{33,55,56,58}	680	MTZ-48/H6	MTX-48/H6					
	2021-11	L4/2.0L	PR Code J2D	48 ^{33,55,56,58}	680	MTZ-48/H6	MTX-48/H6					
	2018-17	L4/1.4L	PR Code J1P	140R ^{55,56,58}	360				MTP-H4			
	2018-17	L4/1.4L	PR Code J2D	48 ^{33,55,56,58}	680	MTZ-48/H6	MTX-48/H6					
	2018-15	L4/1.8L	PR Code J0S, EFB	47 ^{55,56,58,59}	59 Ah		MTX-47/H5-EFB					
	2018-14	L4/1.8L	PR Code J0N, J1L	47 ^{55,56,58}	540	MTZ-47/H5	MTX-47/H5 ⁴⁸		MT-47/H5 ⁴⁸	M-47/H5 ⁴⁸		
	2018-14	L4/1.8L	PR Code J1D	48 ^{55,56,58}	640	MTZ-48/H6 ⁴⁸	MTX-48/H6 ⁴⁸	MTP-48/H6 ⁴⁸				
2018-14	L4/1.8L	PR Code J1P	140R ^{55,56,58}	360				MTP-H4				
2018-14	L4/1.8L	PR Code J2D	48 ^{33,55,56,58}	680	MTZ-48/H6	MTX-48/H6						
2018-05	L4/2.0L	PR Code J1P	140R ^{55,56,58}	360				MTP-H4				
Lawn & Garden Césped y Jardín Jardin et Pelouse	2017-11	L4/2.0L	PR Code J0T, EFB	48 ^{55,56,58,59}	680		MTX-48/H6-EFB					
	2016-13	L4/1.4L	Hybrid, PR Code J0N, J1L	47 ^{55,56,58}	540	MTZ-47/H5	MTX-47/H5 ⁴⁸		MT-47/H5 ⁴⁸	M-47/H5 ⁴⁸		
	2016-13	L4/1.4L	Hybrid, PR Code J0S, EFB	47 ^{55,56,58,59}	59 Ah		MTX-47/H5-EFB					
	2016-12	L4/2.0L	PR Code J0S, EFB	47 ^{55,56,58,59}	59 Ah		MTX-47/H5-EFB					
	2015-11	L4/2.0L	Dsl, Opt, PR Code J0T, EFB	48 ^{55,56,58,59}	680		MTX-48/H6-EFB					
	2015-11	L4/2.0L	Dsl, Opt, PR Code J1D	48 ^{55,56,58}	640	MTZ-48/H6 ⁴⁸	MTX-48/H6 ⁴⁸	MTP-48/H6 ⁴⁸				
	2015-11	L4/2.0L	Dsl, Opt, PR Code J2D	48 ^{33,55,56,58}	680	MTZ-48/H6	MTX-48/H6					
	2015-09	L4/2.0L	Dsl, PR Code J0N, J1L	47 ^{55,56,58}	540	MTZ-47/H5	MTX-47/H5 ⁴⁸		MT-47/H5 ⁴⁸	M-47/H5 ⁴⁸		
	2014-13	L4/1.4L	Hybrid, Opt	48 ^{55,56,58}	640	MTZ-48/H6	MTX-48/H6	MTP-48/H6	MT-48/H6	M-48/H6		
	2014-11	L5/2.5L	PR Code J0T, EFB	48 ^{55,56,58,59}	680		MTX-48/H6-EFB					
	2014-11	L5/2.5L	PR Code J2D	48 ^{33,55,56,58}	680	MTZ-48/H6	MTX-48/H6					
Powersports Vehículos Deportivos Sports Motorisés	2014-05	L4/2.0L	Gas, Opt, PR Code J0L	48 ^{55,56,58}	570	MTZ-48/H6	MTX-48/H6	MTP-48/H6	MT-48/H6	M-48/H6		
	2014-05	L5/2.5L	PR Code J0L	48	570	MTZ-48/H6	MTX-48/H6	MTP-48/H6	MT-48/H6	M-48/H6		
	2014-05	L5/2.5L	PR Code J0N, J1L	47 ^{55,56,58}	540	MTZ-47/H5	MTX-47/H5 ⁴⁸		MT-47/H5 ⁴⁸	M-47/H5 ⁴⁸		
	2014-05	L5/2.5L	PR Code J1D	48 ^{55,56,58}	640	MTZ-48/H6 ⁴⁸	MTX-48/H6 ⁴⁸	MTP-48/H6 ⁴⁸				
	2014-05	L5/2.5L	PR Code J1P	140R ^{55,56,58}	360				MTP-H4			
	2010-09	L4/1.8L	PR Code J0N	47 ^{55,56,58}	540	MTZ-47/H5	MTX-47/H5 ⁴⁸		MT-47/H5 ⁴⁸	M-47/H5 ⁴⁸		
	2010-09	L4/1.8L	PR Code J1P	140R ^{55,56,58}	360				MTP-H4			
	2009-98	L4/2.0L	PR Code J0R	94R ^{55,56,58}	640	MTZ-94R/H7	MTX-94R/H7	MTP-94R/H7		M-94R/H7		
	2006-98	L4/1.9L	Dsl & Opt, PR Code J0R	94R ^{55,56,58}	640	MTZ-94R/H7	MTX-94R/H7	MTP-94R/H7		M-94R/H7		
	2006-05	L4/1.9L	Dsl, Opt, PR Code J0L	48 ^{55,56,58}	570	MTZ-48/H6	MTX-48/H6	MTP-48/H6	MT-48/H6	M-48/H6		
	2006-03	L4/1.9L	Dsl, PR Code J1L	47	60 Ah	MTZ-47/H5	MTX-47/H5		MT-47/H5 ⁴⁸	M-47/H5 ⁴⁸		
	2005-03	L4/1.8L	PR Code J0R	94R	640	MTZ-94R/H7	MTX-94R/H7	MTP-94R/H7		M-94R/H7		
	2005-03	L4/1.8L	PR Code J1D	48 ^{55,56,58}	640	MTZ-48/H6 ⁴⁸	MTX-48/H6 ⁴⁸	MTP-48/H6 ⁴⁸				
2005-03	L4/1.8L	PR Code J1L, J0N	47	60 Ah	MTZ-47/H5	MTX-47/H5 ⁴⁸		MT-47/H5 ⁴⁸	M-47/H5 ⁴⁸			
2005-03	L4/2.0L	PR Code J1L	47	520	MTZ-47/H5	MTX-47/H5		MT-47/H5 ⁴⁸	M-47/H5 ⁴⁸			
2004-99	V6/2.8L	PR Code J0R	94R	640	MTZ-94R/H7	MTX-94R/H7	MTP-94R/H7		M-94R/H7			
2004-99	V6/2.8L	PR Code J1D	48 ^{55,56,58}	640	MTZ-48/H6 ⁴⁸	MTX-48/H6 ⁴⁸	MTP-48/H6 ⁴⁸					
2004-98	L4/1.9L	Dsl	47 ^{55,56,58}	520	MTZ-47/H5	MTX-47/H5		MT-47/H5	M-47/H5			
2004-00	V6/2.8L	PR Code J0N	47	540	MTZ-47/H5	MTX-47/H5 ⁴⁸		MT-47/H5 ⁴⁸				
2003-00	L4/2.0L	PR Code J1L	47	520	MTZ-47/H5	MTX-47/H5		MT-47/H5 ⁴⁸				
2002-98	L4/1.9L	Dsl, Opt	48 ^{55,56,58}	570	MTZ-48/H6	MTX-48/H6	MTP-48/H6	MT-48/H6	M-48/H6			

Model/ Year	Engine	Options	Group Size	Rating (CCA/AH)	Platinum +		Gold	Silver	M-Line	Other
					MTZ	MTX	MTP	MT	M	Alternate
Volkswagen • Jetta (continued)										
2002-98	L4/2.0L	Opt, PR Code J0L	48 ^{55,56,58}	570	MTZ-48/H6	MTX-48/H6	MTP-48/H6	MT-48/H6	M-48/H6	
2002-00	L4/1.9L	Dsl & Opt, PR Code J0R	94R	620	MTZ-94R/H7	MTX-94R/H7	MTP-94R/H7		M-94R/H7	
1999-98	L4/1.9L	Dsl	97R	575						MT-47/H5 ^{5,6,10}
1999-98	L4/2.0L		97R	575						MT-47/H5 ^{5,6,10}
1999-98	L4/2.0L	PR Code J1L	47 ^{55,56,58}	520	MTZ-47/H5	MTX-47/H5		MT-47/H5	M-47/H5	
1999-98	V6/2.8L		97R	575						MT-47/H5 ^{5,6,10}
1999-98	V6/2.8L	PR Code J1L	47 ^{55,56,58}	520	MTZ-47/H5	MTX-47/H5		MT-47/H5	M-47/H5	
1996-94	V6/2.8L		41	575				MT-41		
1996-93	L4/1.9L	Dsl	41 ⁶	650				MT-41		
1996-93	L4/2.0L		41	575				MT-41		
1996-93	L4/2.0L	Opt	41	650				MT-41		
1995-93	L4/1.8L		41	575				MT-41		
1992-90	L4/1.6L	Dsl	41	650				MT-41		
1992-90	L4/1.8L		41	500				MT-41		
1992-90	L4/2.0L		41	500				MT-41		
2018	L4/1.8L	PR Code J0T, EFB	48 ^{55,56,58,59}	680		MTX-48/H6-EFB				
2016	L4/1.4L	Opt, PR Code J0N, J1L	47 ^{55,56,58}	540	MTZ-47/H5	MTX-47/H5 ⁴⁸		MT-47/H5 ⁴⁸	M-47/H5 ⁴⁸	
2016	L4/1.4L	Opt, PR Code J2D	48 ^{33,55,56,58}	680	MTZ-48/H6	MTX-48/H6				
2016	L4/1.4L	PR Code J0S, EFB	47 ^{55,56,58,59}	59 Ah		MTX-47/H5-EFB				
2016	L4/1.4L	PR Code J0T, EFB	48 ^{55,56,58,59}	680		MTX-48/H6-EFB				
2016	L4/1.4L	PR Code J1D	48 ^{55,56,58}	640	MTZ-48/H6 ⁴⁸	MTX-48/H6 ⁴⁸	MTP-48/H6 ⁴⁸			
2016	L4/1.4L	PR Code J1P	140R ^{55,56,58}	360			MTP-H4			
2007	L4/2.0L	PR Code J0N	47 ^{55,56,58}	540	MTZ-47/H5	MTX-47/H5 ⁴⁸		MT-47/H5 ⁴⁸	M-47/H5 ⁴⁸	
2006	L4/2.0L	Turbo, PR Code J0N	47 ^{55,56,58}	540	MTZ-47/H5	MTX-47/H5 ⁴⁸		MT-47/H5 ⁴⁸	M-47/H5 ⁴⁸	
2005	L4/1.8L	Late	47 ^{55,56,58}	540	MTZ-47/H5	MTX-47/H5		MT-47/H5 ⁴⁸	M-47/H5 ⁴⁸	
2004	L4/2.0L	PR Code J1L	47 ^{55,56,58}	520	MTZ-47/H5	MTX-47/H5		MT-47/H5	M-47/H5	
2002	L4/1.8L	Opt	94R	640	MTZ-94R/H7	MTX-94R/H7	MTP-94R/H7		M-94R/H7	
2002	L4/1.9L	TDI, Wagon, Opt, PR Code J1D	48	640	MTZ-48/H6	MTX-48/H6	MTP-48/H6	MT-48/H6	M-48/H6	
2002	L4/2.0L	Wagon, Opt, PR Code J0L	48	570	MTZ-48/H6	MTX-48/H6	MTP-48/H6			
2001	L4/1.8L	Opt, Cold Climate	49 ^{55,56,58}	760	MTZ-49/H8	MTX-49/H8	MTP-49/H8 ⁴⁸	MT-49/H8	M-49/H8	
2001	L4/1.8L	Wagon, Opt	94R ^{55,56,58}	640	MTZ-94R/H7	MTX-94R/H7	MTP-94R/H7		M-94R/H7	
2001	L4/1.9L	Dsl, Opt, Cold Climate	49 ^{55,56,58}	760	MTZ-49/H8	MTX-49/H8	MTP-49/H8 ⁴⁸	MT-49/H8	M-49/H8	
2001	L4/2.0L	Opt, Cold Climate	49 ^{55,56,58}	760	MTZ-49/H8	MTX-49/H8	MTP-49/H8 ⁴⁸	MT-49/H8	M-49/H8	
2001	L4/2.0L	Wagon	49 ^{55,56,58}	95 Ah	MTZ-49/H8	MTX-49/H8	MTP-49/H8			
2001	V6/2.8L	Opt, Cold Climate, PR Code J1U	49 ^{55,56,58}	760	MTZ-49/H8	MTX-49/H8	MTP-49/H8 ⁴⁸	MT-49/H8	M-49/H8	
2001	V6/2.8L	Wagon, Opt, PR Code J0R	94R	640	MTZ-94R/H7	MTX-94R/H7	MTP-94R/H7		M-94R/H7	
2001	V6/2.8L	Wagon, PR Code J1U	49	760	MTZ-49/H8	MTX-49/H8	MTP-49/H8			
2000	L4/1.8L	Opt	94R ^{55,56,58}	640	MTZ-94R/H7	MTX-94R/H7	MTP-94R/H7		M-94R/H7	
1997	L4/1.9L	Dsl	98R	620		MTX-48/H6 ^{5,5,10}				MTP-48/H6 ^{5,6,10}
1997	L4/2.0L		42	460				MT-42		
1997	V6/2.8L		42	460				MT-42		
1996	L4/1.9L	Dsl	41 ⁵	575				MT-41		
1995	V6/2.8L	Opt	41	650				MT-41		
Volkswagen • Jetta City										
2009-07	L4/2.0L	PR Code J0L	48 ^{50,55,56,58}	570	MTZ-48/H6	MTX-48/H6	MTP-48/H6	MT-48/H6	M-48/H6	
2009-07	L4/2.0L	PR Code J0N	47 ^{50,54}	540	MTZ-47/H5	MTX-47/H5 ⁴⁸		MT-47/H5	M-47/H5	
2009-07	L4/2.0L	PR Code J0R	94R ^{50,54}	640	MTZ-94R/H7	MTX-94R/H7	MTP-94R/H7		M-94R/H7	
Volkswagen • Passat										
2022-18	L4/2.0L	PR Code J0N	47 ^{50,55,56,58}	61 Ah	MTZ-47/H5	MTX-47/H5 ⁴⁸		MT-47/H5 ⁴⁸	M-47/H5 ⁴⁸	
2022-18	L4/2.0L	PR Code J1D	48 ^{50,55,56,58}	72 Ah	MTZ-48/H6 ⁴⁸	MTX-48/H6 ⁴⁸	MTP-48/H6 ⁴⁸			
2022-18	L4/2.0L	PR Code J1U	49 ^{50,55,56,58}	95 Ah	MTZ-49/H8	MTX-49/H8	MTP-49/H8			
2022-18	L4/2.0L	PR Code J2D	48 ^{33,50,55,56,58}	68 Ah	MTZ-48/H6	MTX-48/H6				
2018-12	V6/3.6L	PR Code J0N	47 ^{50,55,56,58}	540	MTZ-47/H5	MTX-47/H5 ⁴⁸		MT-47/H5 ⁴⁸	M-47/H5 ⁴⁸	
2018-12	V6/3.6L	PR Code J1D	48 ^{50,55,56,58}	640	MTZ-48/H6 ⁴⁸	MTX-48/H6 ⁴⁸	MTP-48/H6 ⁴⁸			
2018-12	V6/3.6L	PR Code J1U	49 ^{50,55,56,58}	760	MTZ-49/H8	MTX-49/H8	MTP-49/H8 ⁴⁸			
2017-16	L4/1.8L	PR Code J2D	48 ^{33,50,55,56,58}	680	MTZ-48/H6	MTX-48/H6				
2017-14	L4/1.8L	PR Code J0N	47 ^{50,55,56,58}	540	MTZ-47/H5	MTX-47/H5 ⁴⁸		MT-47/H5 ⁴⁸	M-47/H5 ⁴⁸	
2017-14	L4/1.8L	PR Code J1D	48 ^{50,55,56,58}	640	MTZ-48/H6 ⁴⁸	MTX-48/H6 ⁴⁸	MTP-48/H6 ⁴⁸			
2017-14	L4/1.8L	PR Code J1U	49 ^{50,55,56,58}	760	MTZ-49/H8	MTX-49/H8	MTP-49/H8 ⁴⁸			
2015-12	L4/2.0L	Dsl, PR Code J0N	47 ^{50,55,56,58}	540	MTZ-47/H5	MTX-47/H5 ⁴⁸		MT-47/H5 ⁴⁸	M-47/H5 ⁴⁸	
2015-12	L4/2.0L	Dsl, PR Code J1D	48 ^{50,55,56,58}	640	MTZ-48/H6 ⁴⁸	MTX-48/H6 ⁴⁸	MTP-48/H6 ⁴⁸			
2015-12	L4/2.0L	Dsl, PR Code J1U	49 ^{50,55,56,58}	760	MTZ-49/H8	MTX-49/H8	MTP-49/H8 ⁴⁸			
2014-12	L5/2.5L	PR Code J0N, J1L	47 ^{50,55,56,58}	540	MTZ-47/H5	MTX-47/H5 ⁴⁸		MT-47/H5 ⁴⁸	M-47/H5 ⁴⁸	
2014-12	L5/2.5L	PR Code J1D	48 ^{50,55,56,58}	640	MTZ-48/H6 ⁴⁸	MTX-48/H6 ⁴⁸	MTP-48/H6 ⁴⁸			
2014-12	L5/2.5L	PR Code J1U	49 ^{50,55,56,58}	760	MTZ-49/H8	MTX-49/H8				
2010-09	L4/2.0L	PR Code J0B	49 ^{33,50,55,56,58}	850	MTZ-49/H8	MTX-49/H8				
2010-09	L4/2.0L	PR Code J0N	47 ^{50,55,56,58}	61 Ah	MTZ-47/H5	MTX-47/H5 ⁴⁸		MT-47/H5 ⁴⁸	M-47/H5 ⁴⁸	
2010-09	L4/2.0L	PR Code J1D	48 ^{50,55,56,58}	640	MTZ-48/H6 ⁴⁸	MTX-48/H6 ⁴⁸	MTP-48/H6 ⁴⁸			
2010-09	L4/2.0L	PR Code J1P	140R ^{50,55,56,58}	360			MTP-H4			
2010-09	L4/2.0L	PR Code J2D	48 ^{33,50,55,56,58}	680	MTZ-48/H6	MTX-48/H6				
2010-09	L4/2.0L	PR Code J2S	140R ^{50,55,56,58}	480			MTP-H4			

*Note: PR codes are located on a tag near the spare tire or in the warranty booklet. *Nota: Los códigos PR se encuentran en una etiqueta cerca del neumático de repuesto o en el folleto de garantía.

*Remarque : Les codes PR se trouvent sur une étiquette près de la roue de rechange ou dans le livre de garantie. | For footnotes, see inside back cover. Notas al Pie de Página 468. Référence de Bas de Page 508.

Automotive & Light Truck
Automotrices y Camiones Livianos
Automobile et Camionette

Heavy-Duty Truck
Camiones Para Servicio Pesado
Poids Lourd

Agriculture
Agricultura
Agriculture

Industrial
Industrial
Industrial

Lawn & Garden
Césped y Jardín
Jardin et Pelouse

Powersports
Vehículos Deportivos
Sports Motorisés

Reference
Referencia
Référence

Model/ Year	Engine	Options	Group Size	Rating (CCA/AH)	Platinum +	Platinum	Gold	Silver	M-Line	Other
					MTZ	MTX	MTP	MT	M	Alternate
Volkswagen • Passat (continued)										
2010-09	V6/3.6L	PR Code J0B	49 ^{33,50,55,56,58}	850	MTZ-49/H8	MTX-49/H8				
2010-09	V6/3.6L	PR Code J0N	47 ^{50,55,56,58}	540	MTZ-47/H5	MTX-47/H5 ⁴⁸		MT-47/H5 ⁴⁸	M-47/H5 ⁴⁸	
2010-09	V6/3.6L	PR Code J1D	48 ^{50,55,56,58}	640	MTZ-48/H6 ⁴⁸	MTX-48/H6 ⁴⁸	MTP-48/H6 ⁴⁸			
2010-09	V6/3.6L	PR Code J1P	140R ^{50,55,56,58}	360				MTP-H4		
2010-09	V6/3.6L	PR Code J2D	48 ^{33,50,55,56,58}	680	MTZ-48/H6	MTX-48/H6				
2010-09	V6/3.6L	PR Code J2S	140R ^{50,55,56,58}	480				MTP-H4		
2010-06	L4/2.0L	Opt, PR Code J1D	48 ^{50,55,56,58}	72 Ah	MTZ-48/H6 ⁴⁸	MTX-48/H6 ⁴⁸	MTP-48/H6 ⁴⁸			
2010-06	L4/2.0L	Syn/4 Mot, AGM, Opt, PR Code J0B	49 ^{33,50,55,56,58}	92 Ah	MTZ-49/H8	MTX-49/H8				
2010-06	V6/3.6L	PR Code J1D	48 ^{50,55,56,58}	640	MTZ-48/H6 ⁴⁸	MTX-48/H6 ⁴⁸	MTP-48/H6 ⁴⁸			
2010-06	V6/3.6L	PR Code J1U	49 ^{50,55,56,58}	760	MTZ-49/H8	MTX-49/H8	MTP-49/H8			
2009-06	V6/3.6L	Syn/4 Mot, AGM, HD	49 ^{33,50,55,56,58}	92 Ah	MTZ-49/H8	MTX-49/H8				
2009-06	V6/3.6L	Syn/4 Mot, AGM, PR Code J2D	48 ^{33,50,55,56,58}	68 Ah	MTZ-48/H6	MTX-48/H6				
2008-07	V6/3.6L	Wagon, Opt	49 ^{33,50,55,56,58}	92 Ah	MTZ-49/H8	MTX-49/H8				
2008-07	V6/3.6L	Wagon, PR Code J2D	48 ^{33,50,55,56,58}	68 Ah	MTZ-48/H6	MTX-48/H6				
2008-06	V6/3.6L	Sedan	49 ^{50,55,56,58}	95 Ah	MTZ-49/H8	MTX-49/H8	MTP-49/H8			
2007-06	L4/2.0L	PR Code J0N	47 ^{50,55,56,58}	61 Ah	MTZ-47/H5	MTX-47/H5 ⁴⁸		MT-47/H5 ⁴⁸	M-47/H5 ⁴⁸	
2005-98	L4/1.8L	Ex 4 Motion	48 ^{50,55,56,58}	570	MTZ-48/H6	MTX-48/H6	MTP-48/H6	MT-48/H6	M-48/H6	
2005-98	L4/1.8L	PR Code J0R	94R ^{50,55,56,58}	640	MTZ-94R/H7	MTX-94R/H7	MTP-94R/H7			
2005-98	L4/1.8L	PR Code J1D	48 ^{50,55,56,58}	640	MTZ-48/H6 ⁴⁸	MTX-48/H6 ⁴⁸	MTP-48/H6 ⁴⁸	MT-48/H6 ⁴⁸		
2005-04	L4/2.0L	Dsl, PR Code J0N	47 ^{50,55,56,58}	540	MTZ-47/H5	MTX-47/H5 ⁴⁸		MT-47/H5 ⁴⁸	M-47/H5 ⁴⁸	
2005-04	L4/2.0L	Dsl, PR Code J0R	94R ^{50,55,56,58}	640	MTZ-94R/H7	MTX-94R/H7	MTP-94R/H7			
2005-04	L4/2.0L	Dsl, PR Code J1D	48 ^{50,55,56,58}	640	MTZ-48/H6 ⁴⁸	MTX-48/H6 ⁴⁸	MTP-48/H6 ⁴⁸			
2005-04	L4/2.0L	Dsl, PR Code J2T	94R ^{50,55,56,58}	760	MTZ-94R/H7	MTX-94R/H7 ⁴⁸	MTP-94R/H7 ⁴⁸			
2005-04	V6/2.8L	PR Code J1D	48 ^{50,55,56,58}	640	MTZ-48/H6 ⁴⁸	MTX-48/H6 ⁴⁸	MTP-48/H6 ⁴⁸			
2005-03	L4/1.8L	PR Code J0N, J1L	47 ^{50,55,56,58}	540	MTZ-47/H5	MTX-47/H5 ⁴⁸		MT-47/H5 ⁴⁸	M-47/H5 ⁴⁸	
2005-03	L4/1.8L	PR Code J2T	94R ^{50,55,56,58}	85 Ah						
2005-03	V6/2.8L	4 Motion, HD, PR Code J0R	94R ^{50,55,56,58}	640	MTZ-94R/H7	MTX-94R/H7	MTP-94R/H7		M-94R/H7	
2005-03	V6/2.8L	PR Code J0N, J1L	47 ^{50,55,56,58}	540	MTZ-47/H5	MTX-47/H5 ⁴⁸		MT-47/H5 ⁴⁸		
2005-03	V6/2.8L	PR Code J0R	94R ^{50,55,56,58}	640	MTZ-94R/H7	MTX-94R/H7	MTP-94R/H7		M-94R/H7	
2005-03	V6/2.8L	PR Code J2T	94R ^{50,55,56,58}	85 Ah						
2004-03	W8/4.0L	PR Code J0N, J1L	47 ^{50,55,56,58}		MTZ-47/H5	MTX-47/H5 ⁴⁸		MT-47/H5 ⁴⁸		
2004-03	W8/4.0L	PR Code J0R	94R ^{50,55,56,58}	640	MTZ-94R/H7	MTX-94R/H7	MTP-94R/H7		M-94R/H7	
2004-03	W8/4.0L	PR Code J1D	48 ^{50,55,56,58}	640	MTZ-48/H6 ⁴⁸	MTX-48/H6 ⁴⁸	MTP-48/H6 ⁴⁸			
1999-98	L4/1.8L	PR Code J1D	48 ^{50,55,56,58}	640	MTZ-48/H6 ⁴⁸	MTX-48/H6 ⁴⁸	MTP-48/H6 ⁴⁸	MT-48/H6 ⁴⁸		
1997-93	V6/2.8L		42	460				MT-42		
1996-95	L4/2.0L	Opt	41	650				MT-41		
1996-90	L4/2.0L		42	460				MT-42		
1995-93	L4/1.9L	Dsl	42	460				MT-42		
1995-93	V6/2.8L	Opt	41	650				MT-41		
1993-90	L4/2.0L		42	460				MT-42		
1992-91	L4/1.8L		42	460				MT-42		
2005	L4/1.8L	Ex 4 Motion	49 ^{50,55,56,58}	740	MTZ-49/H8	MTX-49/H8	MTP-49/H8 ⁴⁸	MT-49/H8	M-49/H8	
2002	V6/2.8L	4 Motion	48 ^{50,55,56,58}	570	MTZ-48/H6	MTX-48/H6	MTP-48/H6	MT-48/H6	M-48/H6	
1997	L4/1.9L	Dsl	98R	650		MTX-48/H6 ^{5,6,10}				MTP-48/H6 ^{5,6,10}
1996	L4/1.9L	Dsl	41 ⁶	650				MT-41		
1993	L4/1.8L		41	475				MT-41		
Volkswagen • Passat CC										
2010-09	L4/2.0L	PR Code J1L, J0N	47 ^{50,55,56,58}	60 Ah	MTZ-47/H5	MTX-47/H5 ⁴⁸		MT-47/H5 ⁴⁸	M-47/H5 ⁴⁸	
2010-09	L4/2.0L	PR Code J1U	49 ^{50,55,56,58}	95 Ah	MTZ-49/H8	MTX-49/H8	MTP-49/H8			
2010-09	L4/2.0L	PR Code J2D	48 ^{33,50,55,56,58}	680	MTZ-48/H6	MTX-48/H6				
2010-09	V6/3.6L	PR Code J1L, J0N	47 ^{50,55,56,58}	60 Ah	MTZ-47/H5	MTX-47/H5 ⁴⁸		MT-47/H5 ⁴⁸	M-47/H5 ⁴⁸	
2010-09	V6/3.6L	PR Code J1U	49 ^{50,55,56,58}	95 Ah	MTZ-49/H8	MTX-49/H8	MTP-49/H8			
2010-09	V6/3.6L	PR Code J2D	48 ^{33,50,55,56,58}	680	MTZ-48/H6	MTX-48/H6				
Volkswagen • Phaeton										
2006-04	V8/4.2L		49 ^{50,55,56,58}	740	MTZ-49/H8	MTX-49/H8	MTP-49/H8 ⁴⁸	MT-49/H8	M-49/H8	
2006-04	V8/4.2L	Aux, In Trunk, PR Code J0B	49 ^{33,50,55,56,58}	92 Ah	MTZ-49/H8	MTX-49/H8				
2006-04	V8/4.2L	Starting, In Trunk	47 ^{50,55,56,58}	61 Ah	MTZ-47/H5	MTX-47/H5		MT-47/H5 ⁴⁸	M-47/H5 ⁴⁸	
2006-04	W12/6.0L		49 ^{50,55,56,58}	740	MTZ-49/H8	MTX-49/H8	MTP-49/H8 ⁴⁸	MT-49/H8	M-49/H8	
2006-04	W12/6.0L	Aux, In Trunk, PR Code J0B	49 ^{33,50,55,56,58}	92 Ah	MTZ-49/H8	MTX-49/H8				
2006-04	W12/6.0L	Starting, In Trunk	47 ^{50,55,56,58}	61 Ah	MTZ-47/H5	MTX-47/H5		MT-47/H5 ⁴⁸	M-47/H5 ⁴⁸	
Volkswagen • R32										
2008	V6/3.2L		94R ⁵⁴	640	MTZ-94R/H7	MTX-94R/H7	MTP-94R/H7		M-94R/H7	
Volkswagen • Rabbit										
2009-06	L5/2.5L	HD, PR Code J0R	94R ^{50,55,56,58}	640	MTZ-94R/H7	MTX-94R/H7	MTP-94R/H7		M-94R/H7	
2009-06	L5/2.5L	PR Code J0L	48 ^{50,55,56,58}	540	MTZ-48/H6	MTX-48/H6	MTP-48/H6	MT-48/H6	M-48/H6	
Volkswagen • Routan										
2014-11	V6/3.6L		94R	700	MTZ-94R/H7	MTX-94R/H7	MTP-94R/H7		M-94R/H7	
2010-09	V6/3.8L	HD	34	700	MTZ-34			MT-34		
2010-09	V6/3.8L		34	600	MTZ-34			MT-34		
2010-09	V6/4.0L		34	600	MTZ-34			MT-34		
2010-09	V6/4.0L	HD	34	700	MTZ-34			MT-34		

*Note: PR codes are located on a tag near the spare tire or in the warranty booklet. *Nota: Los códigos PR se encuentran en una etiqueta cerca del neumático de repuesto o en el folleto de garantía.

*Remarque: Les codes PR se trouvent sur une étiquette près de la roue de rechange ou dans le livre de garantie. | For footnotes, see inside back cover. Notas al Pie de Página 468. Référence de Bas de Page 508.

Model/ Year	Engine	Options	Group Size	Rating (CCA/AH)	Platinum +		Gold	Silver	M-Line	Other
					MTZ	MTX	MTP	MT	M	Alternate
Volkswagen • Taos										
2023-22	L4/1.5L	PR Code J0S, EFB	47 ^{55, 56, 58, 59}	59 Ah			MTX-47/H5-EFB			
2023-22	L4/1.5L	PR Code J1L	47 ^{55, 56, 58}	540	MTZ-47/H5	MTX-47/H5		MT-47/H5 ⁴⁸		
Volkswagen • Tiguan, Tiguan Limited										
2023-17	L4/1.4L	PR Code J1N	94R ^{33, 50, 55, 56, 58}	800	MTZ-94R/H7	MTX-94R/H7				
2023-17	L4/1.4L	PR Code J1P	140R ^{50, 55, 56, 58}	360				MTP-H4		
2023-17	L4/2.0L	PR Code J1N	94R ^{33, 50, 55, 56, 58}	800	MTZ-94R/H7	MTX-94R/H7				
2023-12	L4/2.0L	PR Code J0S, EFB	47 ^{50, 55, 56, 58, 59}	59 Ah			MTX-47/H5-EFB			
2023-12	L4/2.0L	PR Code J0V, EFB	48 ^{50, 55, 56, 58, 59}	70 Ah			MTX-48/H6-EFB			
2023-09	L4/1.4L	PR Code J2D	48 ^{33, 50, 55, 56, 58}	680	MTZ-48/H6	MTX-48/H6				
2023-09	L4/2.0L	PR Code J1D	48 ^{50, 55, 56, 58}	640	MTZ-48/H6 ⁴⁸	MTX-48/H6 ⁴⁸		MTP-48/H6 ⁴⁸		
2023-09	L4/2.0L	PR Code J2D	48 ^{33, 50, 55, 56, 58}	680	MTZ-48/H6	MTX-48/H6				
2023-09	L4/2.0L	PR Code J2S	140R ^{50, 55, 56, 58}	480				MTP-H4		
2018-12	L4/2.0L	PR Code J0T, EFB	48 ^{50, 55, 56, 58, 59}	69 Ah			MTX-48/H6-EFB			
2018-09	L4/2.0L	PR Code J0N	47 ^{50, 55, 56, 58}	540	MTZ-47/H5	MTX-47/H5 ⁴⁸		MT-47/H5 ⁴⁸	M-47/H5 ⁴⁸	
2011-09	L4/2.0L	PR Code J1P	140R ^{50, 55, 56, 58}	360				MTP-H4		
Volkswagen • Touareg										
2017-11	V6/3.6L	PR Code J0P	95R ^{33, 50, 55, 56, 58}	950			MTX-95R/H9			
2017-11	V6/3.6L	PR Code J0R	94R ^{50, 55, 56, 58}	640	MTZ-94R/H7	MTX-94R/H7		MTP-94R/H7		M-94R/H7
2017-11	V6/3.6L	PR Code J1N	94R ^{33, 50, 55, 56, 58}	800	MTZ-94R/H7	MTX-94R/H7				
2017-07	V6/3.6L	Opt, PR Code J2T, w/o AGM	94R ^{50, 55, 56, 58}	85 Ah						
2017-07	V6/3.6L	PR Code J0B	49 ^{33, 50, 55, 56, 58}	850	MTZ-49/H8	MTX-49/H8				
2017-07	V6/3.6L	PR Code J0Z	95R ^{50, 55, 56, 58}	850			MTX-95R/H9	MTP-95R/H9		
2016-11	V6/3.0L	Dsl, Opt, PR Code J0P	95R ^{33, 50, 55, 56, 58}	950			MTX-95R/H9			
2016-11	V6/3.0L	Dsl, Opt, PR Code J1N	94R ^{33, 50, 55, 56, 58}	800	MTZ-94R/H7	MTX-94R/H7				
2016-11	V6/3.0L	Dsl, PR Code J0R	94R ^{50, 55, 56, 58}	640	MTZ-94R/H7	MTX-94R/H7		MTP-94R/H7		M-94R/H7
2016-09	V6/3.0L	Dsl, Opt, PR Code J0Z	95R ^{50, 55, 56, 58}	850			MTX-95R/H9	MTP-95R/H9		
2016-09	V6/3.0L	Dsl, Opt, PR Code J2T	94R ^{50, 55, 56, 58}	85 Ah						
2015-11	V6/3.0L	Hybrid, PR Code J0B	49 ^{33, 50, 55, 56, 58}	92 Ah	MTZ-49/H8	MTX-49/H8				
2015-11	V6/3.0L	Hybrid, Opt, PR Code J0P	95R ^{33, 50, 55, 56, 58}	950			MTX-95R/H9			
2015-11	V6/3.0L	Hybrid, Opt, PR Code J0Z	95R ^{50, 55, 56, 58}	850			MTX-95R/H9	MTP-95R/H9		
2015-11	V6/3.0L	Hybrid, Opt, PR Code J1N	94R ^{33, 50, 55, 56, 58}	800	MTZ-94R/H7	MTX-94R/H7				
2015-11	V6/3.0L	Hybrid, Opt, PR Code J2T	94R ^{50, 55, 56, 58}	85 Ah						
2015-11	V6/3.0L	Hybrid, PR Code J0R	94R ^{50, 55, 56, 58}	640	MTZ-94R/H7	MTX-94R/H7		MTP-94R/H7		M-94R/H7
2015-11	V6/3.0L	Hybrid, PR Code J0R	94R ^{50, 55, 56, 58}	640	MTZ-94R/H7	MTX-94R/H7		MTP-94R/H7		M-94R/H7
2015-11	V6/3.0L	Hybrid, PR Code J1N	94R ^{33, 50, 55, 56, 58}	75 Ah	MTZ-94R/H7	MTX-94R/H7				
2014-07	V6/3.6L	Opt 2 PR Code J0Z	95R ^{50, 55, 56, 58}	850			MTX-95R/H9	MTP-95R/H9		
2010-09	V6/3.0L	Dsl, PR Code J0Z	95R ^{50, 55, 56, 58}	850			MTX-95R/H9	MTP-95R/H9		
2010-09	V6/3.0L	Hybrid, Opt, PR Code J1U	49 ^{33, 50, 55, 56, 58}	850	MTZ-49/H8	MTX-49/H8				
2010-07	V6/3.6L	Opt 1 PR Code J1U	49 ^{50, 55, 56, 58}	760	MTZ-49/H8	MTX-49/H8		MTP-49/H8 ⁴⁸		
2009-04	V8/4.2L	PR Code J1U	49 ^{50, 55, 56, 58}	740	MTZ-49/H8	MTX-49/H8		MTP-49/H8 ⁴⁸	MT-49/H8	M-49/H8
2009-04	V8/4.2L	PR Code J2T	94R ^{50, 55, 56, 58}	85 Ah						
		Under seat w/o AGM								
2008-07	V10/5.0L	Dsl	93 ^{50, 55, 56, 58}	740					MT-93/T8	
2008-05	V10/5.0L	In trunk - AGM Battery	49 ^{33, 50, 55, 56, 58}	92 Ah	MTZ-49/H8	MTX-49/H8				
2008-05	V10/5.0L	Under driver seat	95R ^{50, 55, 56, 58}	850			MTX-95R/H9	MTP-95R/H9		
2008-05	V10/5.0L	w/o AGM, PR Code J1U	49 ^{50, 55, 56, 58}	95 Ah	MTZ-49/H8	MTX-49/H8		MTP-49/H8		
2006-04	V6/3.0L	Dsl, PR Code J0B	49 ^{33, 50, 55, 56, 58}	92 Ah	MTZ-49/H8	MTX-49/H8				
2006-04	V6/3.2L	PR Code J0B	49 ^{33, 50, 55, 56, 58}	92 Ah	MTZ-49/H8	MTX-49/H8				
2006-04	V6/3.2L	PR Code J0Z	95R ^{50, 55, 56, 58}	850			MTX-95R/H9	MTP-95R/H9		
2006-04	V6/3.2L	PR Code J1U	49 ^{50, 55, 56, 58}	760	MTZ-49/H8	MTX-49/H8		MTP-49/H8 ⁴⁸		
2004	V10/4.9L	Aux, Dsl	95R ^{50, 55, 56, 58}	850			MTX-95R/H9	MTP-95R/H9		
2004	V10/4.9L	Dsl, PR Code J1U	49 ^{50, 55, 56, 58}	850	MTZ-49/H8	MTX-49/H8		MTP-49/H8 ⁴⁸	MT-49/H8	M-49/H8
2004	V10/4.9L	Dsl, w/o AGM	49 ^{50, 55, 56, 58}	95 Ah	MTZ-49/H8	MTX-49/H8		MTP-49/H8		
Volkswagen • Vanagon										
1991-87	H4/2.1L		41	500					MT-41	
Volvo • 1800										
1967-61	L4/1.8L		24	315	MTZ-34 ¹			MTP-24	MT-24	M-24HC M-24
1968	L4/1.8L		24	350	MTZ-34 ¹			MTP-24	MT-24	M-24HC M-24
Volvo • 240										
1993-90	L4/2.3L		47	500	MTZ-47/H5	MTX-47/H5				
1992-91	L4/2.3L		48	600	MTZ-48/H6	MTX-48/H6		MTP-48/H6	MT-48/H6	M-48/H6
Volvo • 740										
1992-89	L4/2.3L		47	460	MTZ-47/H5	MTX-47/H5				
1992-85	L4/2.3L		47	520	MTZ-47/H5	MTX-47/H5				
1992-85	L4/2.3L	Opt	48	600	MTZ-48/H6	MTX-48/H6		MTP-48/H6	MT-48/H6	M-48/H6
1990	L4/2.3L	Opt	48	500	MTZ-48/H6	MTX-48/H6		MTP-48/H6	MT-48/H6	M-48/H6
Volvo • 760										
1990-84	L4/2.3L		47	520	MTZ-47/H5	MTX-47/H5				
1990-84	L4/2.3L	Opt	48	600	MTZ-48/H6	MTX-48/H6		MTP-48/H6	MT-48/H6	M-48/H6
1990-83	V6/2.8L		47	520	MTZ-47/H5	MTX-47/H5				

*Note: PR codes are located on a tag near the spare tire or in the warranty booklet. *Nota: Los códigos PR se encuentran en una etiqueta cerca del neumático de repuesto o en el folleto de garantía.

*Remarque : Les codes PR se trouvent sur une étiquette près de la roue de rechange ou dans le livre de garantie. | For footnotes, see inside back cover. Notas al Pie de Página 468. Référence de Bas de Page 508.

Automotive & Light Truck
Automotrices y Camiones Livianos
Automobile et Camionnette

Heavy-Duty Truck
Camiones Para Servicio Pesado
Poids Lourds

Agriculture
Agricultura
Agriculture

Industrial
Industrial
Industrial

Lawn & Garden
Césped y Jardín
Jardin et Pelouse

Powersports
Vehículos Deportivos
Sports Motorisés

Reference
Referencia
Référence

	Model/ Year	Engine	Options	Group Size	Rating (CCA/AH)	Platinum +	Platinum	Gold	Silver	M-Line	Other	
						MTZ	MTX	MTP	MT	M	Alternate	
Automotive & Light Truck Automotrices y Camiones Livianos Automobile et Camionnette	Volvo • 760 (continued)											
	1990-83	V6/2.8L	Opt	48	600	MTZ-48/H6	MTX-48/H6	MTP-48/H6	MT-48/H6	M-48/H6		
	1990	L4/2.3L		47	450	MTZ-47/H5	MTX-47/H5					
Heavy-Duty Truck Camiones Para Servicio Pesado Poids Lourds	1990	V6/2.8L		47	450	MTZ-47/H5	MTX-47/H5					
	Volvo • 780											
	1991-90	L4/2.3L	Opt	48	600	MTZ-48/H6	MTX-48/H6	MTP-48/H6	MT-48/H6	M-48/H6		
	1991-89	L4/2.3L		47	520	MTZ-47/H5	MTX-47/H5					
	1990-87	V6/2.8L		47	520	MTZ-47/H5	MTX-47/H5					
	1991	L4/2.3L	Coupe	47	440	MTZ-47/H5	MTX-47/H5					
	1990	V6/2.8L	Opt	48	600	MTZ-48/H6	MTX-48/H6	MTP-48/H6	MT-48/H6	M-48/H6		
	Volvo • 850											
	1997-94	L5/2.3L		47	520	MTZ-47/H5	MTX-47/H5					
	1997-93	L5/2.4L		47	520	MTZ-47/H5	MTX-47/H5					
Volvo • 940												
1995-91	L4/2.3L		47	520	MTZ-47/H5	MTX-47/H5						
1992-91	L4/2.3L	Opt	48	600	MTZ-48/H6	MTX-48/H6	MTP-48/H6	MT-48/H6	M-48/H6			
Volvo • 960												
1997-92	L6/2.9L		48	600	MTZ-48/H6	MTX-48/H6	MTP-48/H6	MT-48/H6	M-48/H6			
Agriculture Agrícola Agriculture	Volvo • C30											
	2013-08	L5/2.5L		91 ⁵⁰	590				MT-91/T6			
	2013-07	L5/2.5L		91 ⁵⁰	590				MT-91/T6			
	2013-07	L5/2.5L	Opt	94R	80 Ah	MTZ-94R/H7	MTX-94R/H7	MTP-94R/H7				
	2010-07	L5/2.4L		91 ⁵⁰	590				MT-91/T6			
	2010-07	L5/2.4L	Opt	94R ⁵⁰	700	MTZ-94R/H7	MTX-94R/H7	MTP-94R/H7		M-94R/H7		
	Volvo • C70											
	2013-06	L5/2.5L		91	590				MT-91/T6			
	2013-06	L5/2.5L		91 ⁵⁰	590				MT-91/T6			
	2013-06	L5/2.5L	Opt	94R	80 Ah	MTZ-94R/H7	MTX-94R/H7	MTP-94R/H7				
2004-01	L5/2.3L		48	600	MTZ-48/H6	MTX-48/H6	MTP-48/H6	MT-48/H6	M-48/H6			
2004-01	L5/2.4L		48	600	MTZ-48/H6	MTX-48/H6	MTP-48/H6	MT-48/H6	M-48/H6			
2000-98	L5/2.3L		47	520	MTZ-47/H5	MTX-47/H5						
2000-98	L5/2.4L		47	520	MTZ-47/H5	MTX-47/H5						
Industrial Industrial Industriel	Volvo • S40											
	2011-06	L5/2.5L		91 ⁵⁰	520				MT-91/T6			
	2011-05	L5/2.5L	HD, Late 2004 on	94R	700	MTZ-94R/H7	MTX-94R/H7	MTP-94R/H7		M-94R/H7		
	2011-05	L5/2.5L	w/Premium Stereo	94R ⁵⁰	700	MTZ-94R/H7	MTX-94R/H7	MTP-94R/H7		M-94R/H7		
	2010-07	L5/2.4L	w/Premium Stereo	94R ⁵⁰	700	MTZ-94R/H7	MTX-94R/H7	MTP-94R/H7		M-94R/H7		
	2010-06	L5/2.4L		91 ⁵⁰	520				MT-91/T6			
	2010-05	L5/2.4L		91 ⁵⁰	590				MT-91/T6			
	2010-05	L5/2.4L	HD, Late 2004 on	94R	700	MTZ-94R/H7	MTX-94R/H7	MTP-94R/H7		M-94R/H7		
	2010-05	L5/2.5L		91 ⁵⁰	590				MT-91/T6			
	2004-00	L4/1.9L	Through Early 2004	48	600	MTZ-48/H6	MTX-48/H6	MTP-48/H6	MT-48/H6	M-48/H6		
Lawn & Garden Césped y Jardín Jardin et Pelouse	2011	L5/2.5L	w/o Premium Stereo	91 ⁵⁰	590				MT-91/T6			
	2005	L5/2.4L	Late 2004 on	91 ⁵⁰	520				MT-91/T6			
	2005	L5/2.5L	Late 2004 on	91 ⁵⁰	520				MT-91/T6			
	2004	L4/1.9L	Late	91 ⁵⁰	590				MT-91/T6			
	2004	L4/1.9L	Late, w/Premium Stereo	94R ⁵⁰	700	MTZ-94R/H7	MTX-94R/H7	MTP-94R/H7		M-94R/H7		
	2004	L4/1.9L	Turbo	48 ⁵⁰	600	MTZ-48/H6	MTX-48/H6	MTP-48/H6	MT-48/H6	M-48/H6		
	2004	L5/2.4L	Early	48	600	MTZ-48/H6	MTX-48/H6	MTP-48/H6	MT-48/H6	M-48/H6		
	2004	L5/2.4L	Late	91 ⁵⁰	590				MT-91/T6			
	2004	L5/2.4L	Late, w/Premium Stereo	94R ⁵⁰	700	MTZ-94R/H7	MTX-94R/H7	MTP-94R/H7		M-94R/H7		
	2004	L5/2.5L	Early	48	600	MTZ-48/H6	MTX-48/H6	MTP-48/H6	MT-48/H6	M-48/H6		
Powersports Vehículos Deportivos Sports Motorisés	2004	L5/2.5L	Late	91 ⁵⁰	590				MT-91/T6			
	2004	L5/2.5L	Late, w/Premium Stereo	94R ⁵⁰	700	MTZ-94R/H7	MTX-94R/H7	MTP-94R/H7		M-94R/H7		
	Volvo • S60											
	2022-19	L4/2.0L	Aux	401 ^{33,50}	180		MTX-AUX12					
	2022-19	L4/2.0L	Code CS0C	94R ^{33,50}	800	MTZ-94R/H7	MTX-94R/H7					
	2018-17	L4/2.0L	Aux	401 ^{33,50}	180		MTX-AUX12					
2018-17	L4/2.0L	Variant Code CS01	48 ⁵⁰	600	MTZ-48/H6	MTX-48/H6	MTP-48/H6	MT-48/H6	M-48/H6			
2018-17	L4/2.0L	Variant Code CS02	47 ⁵⁰	520	MTZ-47/H5	MTX-47/H5		MT-47/H5	M-47/H5			
2018-17	L4/2.0L	Variant Code CS03	92 ⁵⁰	700				MT-92/T7				
2018-17	L4/2.0L	Variant Code CS13	94R ^{33,50}	800	MTZ-94R/H7	MTX-94R/H7						
2016-15	L4/2.0L	Start-Stop, Opt	48 ^{33,50}	760		MTX-48/H6						
2016-15	L5/2.5L	Opt, w/Premium Stereo	48 ^{33,50}	760		MTX-48/H6						
2016-15	L6/3.0L	Opt, w/Premium Stereo	48 ^{33,50}	760		MTX-48/H6						
2016-12	L5/2.5L	w/Premium Stereo	92 ⁵⁰	700				MT-92/T7				
2016-11	L5/2.5L	w/o Premium Stereo	48 ⁵⁰	600	MTZ-48/H6	MTX-48/H6	MTP-48/H6	MT-48/H6	M-48/H6			
2016-11	L6/3.0L	w/o Premium Stereo	48 ⁵⁰	600	MTZ-48/H6	MTX-48/H6	MTP-48/H6	MT-48/H6	M-48/H6			
2016-11	L6/3.0L	w/Premium Stereo	92 ⁵⁰	700				MT-92/T7				
2009-03	L5/2.5L		48 ⁵⁰	600	MTZ-48/H6	MTX-48/H6	MTP-48/H6	MT-48/H6	M-48/H6			
2009-03	L5/2.5L	Opt	49 ⁵⁰	800	MTZ-49/H8	MTX-49/H8		MT-49/H8	M-49/H8			

Model/ Year	Engine	Options	Group Size	Rating (CCA/AH)	Platinum +		Gold	Silver	M-Line	Other
					MTZ	MTX	MTP	MT	M	Alternate
Volvo • S60 (continued)										
2009-01	L5/2.4L		48 ⁵⁰	600	MTZ-48/H6	MTX-48/H6	MTP-48/H6	MT-48/H6	M-48/H6	
2009-01	L5/2.4L	Opt	49 ⁵⁰	800	MTZ-49/H8	MTX-49/H8		MT-49/H8	M-49/H8	
2009-01	L5/2.4L	Premium Audio, RTI, RSE Opt 1	92 ^{47,50}	80 Ah				MT-92/T7		
2008-06	L5/2.4L		48 ⁵⁰	600	MTZ-48/H6	MTX-48/H6	MTP-48/H6	MT-48/H6	M-48/H6	
2007-04	L5/2.5L		48 ⁵⁰	600	MTZ-48/H6	MTX-48/H6	MTP-48/H6	MT-48/H6	M-48/H6	
2004-01	L5/2.3L		48 ⁵⁰	600	MTZ-48/H6	MTX-48/H6	MTP-48/H6	MT-48/H6	M-48/H6	
2004-01	L5/2.3L	Opt	49 ⁵⁰	800	MTZ-49/H8	MTX-49/H8		MT-49/H8	M-49/H8	
2003-01	L5/2.4L		48 ⁵⁰	600	MTZ-48/H6	MTX-48/H6	MTP-48/H6	MT-48/H6	M-48/H6	
2016	L4/2.0L	Start-Stop or Inscription	94R ^{33,50}	800	MTZ-94R/H7	MTX-94R/H7				
2016	L5/2.5L	Inscription	94R ^{33,50}	800	MTZ-94R/H7	MTX-94R/H7				
2016	L6/3.0L	Polestar	48 ^{33,50}	760		MTX-48/H6				
Volvo • S60 Cross Country										
2018	L4/2.0L	Aux	401 ^{33,50}	180		MTX-AUX12				
2018	L4/2.0L	Variant Code CS01	48 ⁵⁰	600	MTZ-48/H6	MTX-48/H6	MTP-48/H6	MT-48/H6	M-48/H6	
2018	L4/2.0L	Variant Code CS02	47 ⁵⁰	520	MTZ-47/H5	MTX-47/H5		MT-47/H5	M-47/H5	
2018	L4/2.0L	Variant Code CS03	92 ⁵⁰	700				MT-92/T7		
2018	L4/2.0L	Variant Code CS13	94R ^{33,50}	800	MTZ-94R/H7	MTX-94R/H7				
2017	L4/2.0L	Inscription	94R ^{33,50}	800	MTZ-94R/H7	MTX-94R/H7				
2017	L4/2.0L	Opt, w/Premium Stereo	48 ^{33,50}	760		MTX-48/H6				
2017	L4/2.0L	w/o Premium Stereo	48 ⁵⁰	600	MTZ-48/H6	MTX-48/H6	MTP-48/H6	MT-48/H6	M-48/H6	
2017	L4/2.0L	w/Premium Stereo	92 ⁵⁰	700				MT-92/T7		
2016	L5/2.5L		48 ^{33,50}	760		MTX-48/H6				
2016	L5/2.5L	Inscription	94R ^{33,50}	800	MTZ-94R/H7	MTX-94R/H7				
2016	L5/2.5L	Opt, w/Premium Stereo	48 ^{33,50}	760		MTX-48/H6				
2016	L5/2.5L	w/o Premium Stereo	48 ⁵⁰	600	MTZ-48/H6	MTX-48/H6	MTP-48/H6	MT-48/H6	M-48/H6	
2016	L5/2.5L	w/Premium Stereo	92 ⁵⁰	700				MT-92/T7		
Volvo • S70										
2000-98	L5/2.3L		47	520	MTZ-47/H5	MTX-47/H5				
2000-98	L5/2.3L	Opt	48	600	MTZ-48/H6	MTX-48/H6	MTP-48/H6	MT-48/H6	M-48/H6	
2000-98	L5/2.4L		47	520	MTZ-47/H5	MTX-47/H5				
2000-98	L5/2.4L	Opt	48	600	MTZ-48/H6	MTX-48/H6	MTP-48/H6	MT-48/H6	M-48/H6	
2000	L5/2.4L		48	600	MTZ-48/H6	MTX-48/H6	MTP-48/H6	MT-48/H6	M-48/H6	
1999	L5/2.4L		47	520	MTZ-47/H5	MTX-47/H5				
1999	L5/2.4L	From Chassis #491304	48	600	MTZ-48/H6	MTX-48/H6	MTP-48/H6	MT-48/H6	M-48/H6	
Volvo • S80										
2016-15	L4/2.0L	Start-Stop	94R ^{33,50}	800	MTZ-94R/H7	MTX-94R/H7				
2016-15	L4/2.0L	Start-Stop, Opt	48 ^{33,50}	760		MTX-48/H6				
2015-14	L6/3.0L	w/o Premium Stereo	48 ⁵⁰	600	MTZ-48/H6	MTX-48/H6	MTP-48/H6	MT-48/H6	M-48/H6	
2015-08	L6/3.0L	w/Premium Stereo	92 ⁵⁰	700				MT-92/T7		
2014-08	L6/3.0L	Premium Audio, RTI, RSE Opt 1	92 ^{47,50}	80 Ah				MT-92/T7		
2014-07	L6/3.2L	Premium Audio, RTI, RSE Opt 1	92 ^{47,50}	80 Ah				MT-92/T7		
2014-07	L6/3.2L	w/Premium Stereo	92 ⁵⁰	700				MT-92/T7		
2013-08	L6/3.0L		48 ⁵⁰	600	MTZ-48/H6	MTX-48/H6	MTP-48/H6	MT-48/H6	M-48/H6	
2013-07	L6/3.2L		48 ⁵⁰	600	MTZ-48/H6	MTX-48/H6	MTP-48/H6	MT-48/H6	M-48/H6	
2010-07	V8/4.4L	Premium Audio, RTI, RSE Opt 1	92 ^{47,50}	80 Ah				MT-92/T7		
2010-07	V8/4.4L	Premium Audio, RTI, RSE Opt 2	93 ⁵⁰	800				MT-93/T8		
2009-08	L6/3.2L	w/o Premium Stereo	48 ⁵⁰	600	MTZ-48/H6	MTX-48/H6	MTP-48/H6	MT-48/H6	M-48/H6	
2009-07	V8/4.4L		48 ⁵⁰	600	MTZ-48/H6	MTX-48/H6	MTP-48/H6	MT-48/H6	M-48/H6	
2009-07	V8/4.4L	Opt	92 ⁵⁰	700				MT-92/T7		
2006-04	L5/2.5L		48 ⁵⁰	600	MTZ-48/H6	MTX-48/H6	MTP-48/H6	MT-48/H6	M-48/H6	
2006-04	L5/2.5L	Opt	49 ⁵⁰	800	MTZ-49/H8	MTX-49/H8		MT-49/H8	M-49/H8	
2005-99	L6/2.9L		48 ⁵⁰	600	MTZ-48/H6	MTX-48/H6	MTP-48/H6	MT-48/H6	M-48/H6	
2005-99	L6/2.9L	Opt	49 ⁵⁰	800	MTZ-49/H8	MTX-49/H8		MT-49/H8	M-49/H8	
2001-99	L6/2.8L		48 ⁵⁰	600	MTZ-48/H6	MTX-48/H6	MTP-48/H6	MT-48/H6	M-48/H6	
2001-99	L6/2.8L	Opt	49 ⁵⁰	800	MTZ-49/H8	MTX-49/H8		MT-49/H8	M-49/H8	
2015	L4/2.0L	w/o Premium Stereo	48 ⁵⁰	600	MTZ-48/H6	MTX-48/H6	MTP-48/H6	MT-48/H6	M-48/H6	
2015	L4/2.0L	w/Premium Stereo	92 ⁵⁰	700				MT-92/T7		
2015	L6/3.0L	Opt, w/Premium Stereo	48 ^{33,50}	760		MTX-48/H6				
2014	L6/3.2L	w/o Premium Stereo	48 ⁵⁰	600	MTZ-48/H6	MTX-48/H6	MTP-48/H6	MT-48/H6	M-48/H6	
2010	L6/3.0L	w/o Premium Stereo	48 ⁵⁰	600	MTZ-48/H6	MTX-48/H6	MTP-48/H6	MT-48/H6	M-48/H6	
2010	V8/4.4L	w/Premium Stereo	92 ⁵⁰	700				MT-92/T7		
Volvo • S90										
2022-21	L4/2.0L	Code CS04, Can	49 ^{33,50}	850	MTZ-49/H8	MTX-49/H8				
2022-21	L4/2.0L	U S Variant code CS04; Can Variant code CS03, CS0B	94R ^{33,50}	800	MTZ-94R/H7	MTX-94R/H7				
2022-18	L4/2.0L	Aux	401 ^{33,50}	180		MTX-AUX12				
2020-18	L4/2.0L	Code CS04	94R ^{33,50}	800	MTZ-94R/H7	MTX-94R/H7				
1998-97	L6/2.9L		48 ⁵⁰	600	MTZ-48/H6	MTX-48/H6	MTP-48/H6	MT-48/H6	M-48/H6	
2017	L4/2.0L		94R ^{33,50}	800	MTZ-94R/H7	MTX-94R/H7				
2017	L4/2.0L	Aux for Start-Stop	N/A ⁴⁵							
2017	L4/2.0L	Opt	49 ^{33,50}	850	MTZ-49/H8	MTX-49/H8				

	Model/ Year	Engine	Options	Group Size	Rating (CCA/AH)	Platinum +	Platinum	Gold	Silver	M-Line	Other	
						MTZ	MTX	MTP	MT	M	Alternate	
Automotive & Light Truck Automotrices y Camiones Livianos Automobile et Camionnette	Volvo • V40											
	2004-00	L4/1.9L		48 ⁵⁰	600	MTZ-48/H6	MTX-48/H6	MTP-48/H6	MT-48/H6	M-48/H6		
	Volvo • V50											
	2011-05	L5/2.5L		91	590				MT-91/T6			
	2011-05	L5/2.5L	Opt	94R	700	MTZ-94R/H7	MTX-94R/H7	MTP-94R/H7		M-94R/H7		
	2010-05	L5/2.4L		91	590				MT-91/T6			
	2010-05	L5/2.4L	Opt	94R	700	MTZ-94R/H7	MTX-94R/H7	MTP-94R/H7		M-94R/H7		
	2007-05	L5/2.5L	w/o Premium Stereo	91 ⁵⁰	590				MT-91/T6			
	2007-05	L5/2.5L	w/Premium Stereo	94R ⁵⁰	700	MTZ-94R/H7	MTX-94R/H7	MTP-94R/H7		M-94R/H7		
	Heavy-Duty Truck Camiones Para Servicio Pesado Poids Lourd	Volvo • V60										
2022-19		L4/2.0L	Code CS0C	94R ^{33,50}	800	MTZ-94R/H7	MTX-94R/H7					
2022-17		L4/2.0L	Aux	401 ^{33,50}	180		MTX-AUX12					
2018-17		L4/2.0L	Code CS0D or CS0F, EFB	48 ^{50,59}	720		MTX-48/H6-EFB					
2018-17		L4/2.0L	Code CS13	94R	800	MTZ-94R/H7	MTX-94R/H7					
2018-17		L4/2.0L	Variant Code CS01	48	600	MTZ-48/H6	MTX-48/H6	MTP-48/H6	MT-48/H6	M-48/H6		
2018-17		L4/2.0L	Variant Code CS02	47	520	MTZ-47/H5	MTX-47/H5					
2018-17		L4/2.0L	Variant Code CS03	92	700				MT-92/T7			
2018-17		L4/2.0L	Variant Code CS04	93	800				MT-93/T8			
2016-15		L4/2.0L	Start-Stop, Opt	48 ^{33,50}	760		MTX-48/H6					
2016-15		L6/3.0L	Opt, w/Premium Stereo	48 ^{33,50}	760		MTX-48/H6					
2016-15		L6/3.0L	w/o Premium Stereo	48 ⁵⁰	600	MTZ-48/H6	MTX-48/H6	MTP-48/H6	MT-48/H6	M-48/H6		
2016		L4/2.0L		48 ^{33,50}	760		MTX-48/H6					
2016		L4/2.0L	Start-Stop or Inscription	94R ^{33,50}	800	MTZ-94R/H7	MTX-94R/H7					
2016		L6/3.0L	Polestar	48 ^{33,50}	760		MTX-48/H6					
2016		L6/3.0L	w/Premium Stereo	92	700				MT-92/T7			
2015		L4/2.0L		94R ^{33,50}	800	MTZ-94R/H7	MTX-94R/H7					
2015		L4/2.0L	Start-Stop	94R ^{33,50}	800	MTZ-94R/H7	MTX-94R/H7					
2015		L5/2.5L	Opt, w/Premium Stereo	48 ^{33,50}	760		MTX-48/H6					
2015		L5/2.5L	w/o Premium Stereo	48 ⁵⁰	600	MTZ-48/H6	MTX-48/H6	MTP-48/H6	MT-48/H6	M-48/H6		
Agriculture Agrícola Agriculture	2015	L5/2.5L	w/Premium Stereo	92 ⁵⁰	700				MT-92/T7			
	2015	L6/3.0L	w/Premium Stereo	92 ⁵⁰	700				MT-92/T7			
	Volvo • V60 Cross Country											
	2022-19	L4/2.0L	Code CA0C	94R ^{33,50}	800	MTZ-94R/H7	MTX-94R/H7					
	2022-17	L4/2.0L	Aux	401 ^{33,50}	180		MTX-AUX12					
	2018-17	L4/2.0L	Code CS0D or CS0F, EFB	48 ^{50,59}	720		MTX-48/H6-EFB					
	2018-17	L4/2.0L	Code CS13	94R ^{33,50}	800	MTZ-94R/H7	MTX-94R/H7					
	2018-17	L4/2.0L	Variant Code CS01	48	600	MTZ-48/H6	MTX-48/H6	MTP-48/H6	MT-48/H6	M-48/H6		
	2018-17	L4/2.0L	Variant Code CS02	47	520	MTZ-47/H5	MTX-47/H5					
	2018-17	L4/2.0L	Variant Code CS03	92	700				MT-92/T7			
2018-17	L4/2.0L	Variant Code CS04	93	800				MT-93/T8				
Industrial Industrial Industriel	2016-15	L5/2.5L	Opt, w/Premium Stereo	48 ^{33,50}	760		MTX-48/H6					
	2016-15	L5/2.5L	w/o Premium Stereo	48 ⁵⁰	600	MTZ-48/H6	MTX-48/H6	MTP-48/H6	MT-48/H6	M-48/H6		
	2016-15	L5/2.5L	w/Premium Stereo	92 ⁵⁰	700				MT-92/T7			
	2016	L5/2.5L	Inscription	94R ^{33,50}	800	MTZ-94R/H7	MTX-94R/H7					
	Volvo • V70											
	2010-08	L6/3.2L	Ex Premium Audio, RTI, RSE	48 ⁵⁰	600	MTZ-48/H6	MTX-48/H6	MTP-48/H6	MT-48/H6	M-48/H6		
	2010-08	L6/3.2L	Premium Audio, RTI, RSE	92 ^{47,50}	80 Ah				MT-92/T7			
	2010-08	L6/3.2L	w/Premium Stereo	92 ⁵⁰	700				MT-92/T7			
	2007-98	L5/2.4L		47	520	MTZ-47/H5	MTX-47/H5					
	2007-98	L5/2.4L	Opt 1	48 ⁵⁰	600	MTZ-48/H6	MTX-48/H6	MTP-48/H6	MT-48/H6	M-48/H6		
Lawn & Garden Césped y Jardín Jardin et Pelouse	2007-03	L5/2.5L		47	520	MTZ-47/H5	MTX-47/H5					
	2007-03	L5/2.5L	HD, Electronic Upgrade	49 ⁵⁰	800	MTZ-49/H8	MTX-49/H8		MT-49/H8	M-49/H8		
	2007-03	L5/2.5L	Opt 1	48 ⁵⁰	600	MTZ-48/H6	MTX-48/H6	MTP-48/H6	MT-48/H6	M-48/H6		
	2007-02	L5/2.4L	HD, Electronic Upgrade	49 ⁵⁰	800	MTZ-49/H8	MTX-49/H8		MT-49/H8	M-49/H8		
	2004-98	L5/2.3L		47	520	MTZ-47/H5	MTX-47/H5					
	2004-02	L5/2.3L	HD, Electronic Upgrade	49 ⁵⁰	800	MTZ-49/H8	MTX-49/H8		MT-49/H8	M-49/H8		
	2004-01	L5/2.3L	Opt 1	48 ⁵⁰	600	MTZ-48/H6	MTX-48/H6	MTP-48/H6	MT-48/H6	M-48/H6		
	2003-99	L5/2.4L		47 ⁵⁰	520	MTZ-47/H5	MTX-47/H5		MT-47/H5	M-47/H5		
	2003-99	L5/2.4L	Opt	48 ⁵⁰	600	MTZ-48/H6	MTX-48/H6	MTP-48/H6	MT-48/H6	M-48/H6		
	2003-02	L5/2.4L	Opt	49 ⁵⁰	800	MTZ-49/H8	MTX-49/H8		MT-49/H8	M-49/H8		
Powersports Vehículos Deportivos Sports Motorisés	2000-98	L5/2.3L	Opt	48 ⁵⁰	600	MTZ-48/H6	MTX-48/H6	MTP-48/H6	MT-48/H6	M-48/H6		
	Volvo • V90											
	2021-18	L4/2.0L	Aux	401 ^{33,50}	180		MTX-AUX12					
	2021-18	L4/2.0L	Variant Code CS0E, CS04	49 ^{33,50}	850	MTZ-49/H8	MTX-49/H8					
	2021-18	L4/2.0L	Variant Code CS03, CS0C	94R ^{33,50}	800	MTZ-94R/H7	MTX-94R/H7					
	1998-97	L6/2.9L		48 ⁵⁰	600	MTZ-48/H6	MTX-48/H6	MTP-48/H6	MT-48/H6	M-48/H6		
	Volvo • V90 Cross Country											
	2022-17	L4/2.0L	Aux	401 ^{33,50}	180		MTX-AUX12					
	2022-17	L4/2.0L	Variant Code CS0E, CS04	49 ^{33,50}	850	MTZ-49/H8	MTX-49/H8					
	2022-17	L4/2.0L	Variant Code CS03, CS0C	94R ^{33,50}	800	MTZ-94R/H7	MTX-94R/H7					

Model/Year	Engine	Options	Group Size	Rating (CCA/AH)	Platinum +	Platinum	Gold	Silver	M-Line	Other
					MTZ	MTX	MTP	MT	M	Alternate
Volvo • XC 90										
2017	L4/2.0L	Variant Code CS04	49 ^{33,50}	850	MTZ-49/H8	MTX-49/H8				
Volvo • XC40										
2022-21		Electric	48 ^{33,50}	760		MTX-48/H6				
2021-19	L4/2.0L	Aux	401 ^{33,50}	180		MTX-AUX12				
2020-19	L4/2.0L		48 ^{33,50}	760		MTX-48/H6				
2021	L4/2.0L	Variant Code CS07, CS09	48 ^{50,59}	720		MTX-48/H6-EFB				
2021	L4/2.0L	Variant Code CS0F, CS0A	48 ^{33,50}	760		MTX-48/H6				
Volvo • XC60										
2022-18	L4/2.0L	Variant Code CS02	49 ^{33,50}	850	MTZ-49/H8	MTX-49/H8				
2022-18	L4/2.0L	Variant Code CS03	94R ^{33,50}	800	MTZ-94R/H7	MTX-94R/H7				
2022-17	L4/2.0L	Aux	401 ^{33,50}	180		MTX-AUX12				
2016-15	L4/2.0L	Start-Stop	94R ^{33,50}	800	MTZ-94R/H7	MTX-94R/H7				
2016-15	L4/2.0L	Start-Stop, Opt	48 ^{33,50}	760		MTX-48/H6				
2016-15	L5/2.5L	Opt, w/Premium Stereo	48 ^{33,50}	760		MTX-48/H6				
2016-15	L5/2.5L	w/o Premium Stereo	48 ⁵⁰	600	MTZ-48/H6	MTX-48/H6	MTP-48/H6	MT-48/H6	M-48/H6	
2016-15	L5/2.5L	w/Premium Stereo	92 ⁵⁰	700				MT-92/T7		
2016-15	L6/3.0L	Opt, w/Premium Stereo	48 ^{33,50}	760		MTX-48/H6				
2016-10	L6/3.0L	w/o Premium Stereo	48 ⁵⁰	600	MTZ-48/H6	MTX-48/H6	MTP-48/H6	MT-48/H6	M-48/H6	
2016-10	L6/3.0L	w/Premium Stereo	92 ⁵⁰	700				MT-92/T7		
2015-10	L6/3.2L	w/o Premium Stereo	48 ⁵⁰	600	MTZ-48/H6	MTX-48/H6	MTP-48/H6	MT-48/H6	M-48/H6	
2015-10	L6/3.2L	w/Premium Stereo	92 ⁵⁰	700				MT-92/T7		
2014-10	L6/3.0L	Opt	92 ⁴⁷	80 Ah				MT-92/T7		
2014-10	L6/3.2L	Opt	92 ⁴⁷	80 Ah				MT-92/T7		
2013-10	L6/3.0L		48	70 Ah	MTZ-48/H6	MTX-48/H6	MTP-48/H6			
2013-10	L6/3.2L		48	70 Ah	MTZ-48/H6	MTX-48/H6	MTP-48/H6			
2017	L4/2.0L	Variant Code CS01	48	600	MTZ-48/H6	MTX-48/H6	MTP-48/H6	MT-48/H6	M-48/H6	
2017	L4/2.0L	Variant Code CS02	47	520	MTZ-47/H5	MTX-47/H5				
2017	L4/2.0L	Variant Code CS03	92	700				MT-92/T7		
2017	L4/2.0L	Variant Code CS13	94R ^{33,50}	800	MTZ-94R/H7	MTX-94R/H7				
Volvo • XC70										
2016-15	L4/2.0L	E-FWD Pkg, Keyless locking	48 ^{33,50}	760		MTX-48/H6				
2016-15	L4/2.0L	Start-Stop	94R ^{33,50}	800	MTZ-94R/H7	MTX-94R/H7				
2016-15	L4/2.0L	Start-Stop, Opt	48 ^{33,50}	760		MTX-48/H6				
2015-09	L6/3.0L	w/o Premium Stereo	48 ⁵⁰	600	MTZ-48/H6	MTX-48/H6	MTP-48/H6	MT-48/H6	M-48/H6	
2015-09	L6/3.0L	w/Premium Stereo	92 ⁵⁰	700				MT-92/T7		
2015-08	L6/3.2L	w/o Premium Stereo	48 ⁵⁰	600	MTZ-48/H6	MTX-48/H6	MTP-48/H6	MT-48/H6	M-48/H6	
2015-08	L6/3.2L	w/Premium Stereo	92 ⁵⁰	700				MT-92/T7		
2014-09	L6/3.0L	SI6	48	590	MTZ-48/H6	MTX-48/H6	MTP-48/H6	MT-48/H6	M-48/H6	
2014-09	L6/3.0L	SI6, Prem Audio, RTI, RSE	92 ⁴⁷	80 Ah				MT-92/T7		
2014-08	L6/3.2L	SI6	48	590	MTZ-48/H6	MTX-48/H6	MTP-48/H6	MT-48/H6	M-48/H6	
2014-08	L6/3.2L	SI6, Prem Audio, RTI, RSE	92 ⁴⁷	80 Ah				MT-92/T7		
2007-04	L5/2.5L		47 ⁵⁰	520	MTZ-47/H5	MTX-47/H5		MT-47/H5	M-47/H5	
2007-04	L5/2.5L	Opt	48 ⁵⁰	600	MTZ-48/H6	MTX-48/H6	MTP-48/H6	MT-48/H6	M-48/H6	
2007-03	L5/2.5L	Ex Premium Audio, RTI, RSE	47 ⁵⁰	520	MTZ-47/H5	MTX-47/H5		MT-47/H5	M-47/H5	
2007-03	L5/2.5L	Opt	49 ⁵⁰	800	MTZ-49/H8	MTX-49/H8		MT-49/H8	M-49/H8	
2007-03	L5/2.5L	RTI, RSE, Opt 1	48 ⁵⁰	600	MTZ-48/H6	MTX-48/H6	MTP-48/H6	MT-48/H6	M-48/H6	
2016	L5/2.5L	AWD	48 ^{33,50}	70 Ah	MTZ-48/H6	MTX-48/H6				
2016	L5/2.5L	Opt, w/Premium Stereo	48 ^{33,50}	760		MTX-48/H6				
2016	L5/2.5L	w/o Premium Stereo	48 ⁵⁰	600	MTZ-48/H6	MTX-48/H6	MTP-48/H6	MT-48/H6	M-48/H6	
2016	L5/2.5L	w/Premium Stereo	92 ⁵⁰	700				MT-92/T7		
2015	L4/2.0L		94R ^{33,50}	800	MTZ-94R/H7	MTX-94R/H7				
2015	L6/3.0L	Opt, w/Premium Stereo	48 ^{33,50}	760		MTX-48/H6				
2015	L6/3.2L	Opt, w/Premium Stereo	48 ^{33,50}	760		MTX-48/H6				
Volvo • XC90										
2022-18	L4/2.0L	Code CS0E, CS04	49 ^{33,50}	850	MTZ-49/H8	MTX-49/H8				
2022-17	L4/2.0L	Aux	401 ^{33,50}	180		MTX-AUX12				
2022-17	L4/2.0L	Code CS03, CS0C	94R ^{33,50}	800	MTZ-94R/H7	MTX-94R/H7				
2014-07	L6/3.2L		48 ⁵⁰	600	MTZ-48/H6	MTX-48/H6	MTP-48/H6	MT-48/H6	M-48/H6	
2014-07	L6/3.2L	Opt	49 ⁵⁰	760	MTZ-49/H8	MTX-49/H8	MTP-49/H8 ⁴⁸	MT-49/H8	M-49/H8	
2011-05	V8/4.4L		48 ⁵⁰	600	MTZ-48/H6	MTX-48/H6	MTP-48/H6	MT-48/H6	M-48/H6	
2011-05	V8/4.4L	Opt	49 ⁵⁰	760	MTZ-49/H8	MTX-49/H8	MTP-49/H8 ⁴⁸	MT-49/H8	M-49/H8	
2010-07	L6/3.2L		48 ⁵⁰	600	MTZ-48/H6	MTX-48/H6	MTP-48/H6	MT-48/H6	M-48/H6	
2006-04	L5/2.5L		48 ⁵⁰	600	MTZ-48/H6	MTX-48/H6	MTP-48/H6	MT-48/H6	M-48/H6	
2006-03	L5/2.5L		48 ⁵⁰	600	MTZ-48/H6	MTX-48/H6	MTP-48/H6	MT-48/H6	M-48/H6	
2006-03	L5/2.5L	Opt	49 ⁵⁰	760	MTZ-49/H8	MTX-49/H8	MTP-49/H8 ⁴⁸	MT-49/H8	M-49/H8	
2005-03	L6/2.9L		48 ⁵⁰	600	MTZ-48/H6	MTX-48/H6	MTP-48/H6	MT-48/H6	M-48/H6	
2005-03	L6/2.9L	Opt	49 ⁵⁰	760	MTZ-49/H8	MTX-49/H8	MTP-49/H8 ⁴⁸	MT-49/H8	M-49/H8	
2016	L4/2.0L	Early	49 ^{33,50,56}	850	MTZ-49/H8	MTX-49/H8				
2016	L4/2.0L	Late	94R ^{33,50,56}	800	MTZ-94R/H7	MTX-94R/H7				

Automotive & Light Truck
Automotrices y Camiones Livianos
Automobile et Camionette

Heavy-Duty Truck
Camiones Para Servicio Pesado
Poids Lourd

Agriculture
Agricultura

Industrial
Industrial

Lawn & Garden
Césped y Jardín
Jardin et Pelouse

Powersports
Vehículos Deportivos
Sports Motorisés

Reference
Referencia

	Model/ Year	Engine	Options	Group Size	Rating (CCA/AH)	Platinum +	Platinum	Gold	Silver	M-Line	Other	
						MTZ	MTX	MTP	MT	M	Alternate	
Automotive & Light Truck Automotrices y Camiones Livianos Automobile et Camionnette	Workhorse • FasTrack FT1061											
	2005-04	V8/4.8L		78	690	MTZ-78	MTX-78	MTP-78	MT-78	M-78	MTP-78DT	
	2004-02	V8/5.7L		78	690	MTZ-78	MTX-78	MTP-78	MT-78	M-78	MTP-78DT	
	Workhorse • FasTrack FT1260											
2001-00	V8/5.7L		78	690	MTZ-78	MTX-78	MTP-78	MT-78	M-78	MTP-78DT		
	Workhorse • FasTrack FT1261											
	2005-04	L4/3.9L		78	690	MTZ-78	MTX-78	MTP-78	MT-78	M-78	MTP-78DT	
	2005-02	V8/5.7L		78	690	MTZ-78	MTX-78	MTP-78	MT-78	M-78	MTP-78DT	
	2005	V8/4.8L		78	690	MTZ-78	MTX-78	MTP-78	MT-78	M-78	MTP-78DT	
Heavy-Duty Truck Camiones Para Servicio Pesado Poids Lour	Workhorse • FasTrack FT1460											
	2002-00	V8/5.7L		78	690	MTZ-78	MTX-78	MTP-78	MT-78	M-78	MTP-78DT	
	Workhorse • FasTrack FT1461											
	2005-04	L4/3.9L		78	690	MTZ-78	MTX-78	MTP-78	MT-78	M-78	MTP-78DT	
2005-04	V8/4.8L		78	690	MTZ-78	MTX-78	MTP-78	MT-78	M-78	MTP-78DT		
2005-04	V8/6.0L		78	690	MTZ-78	MTX-78	MTP-78	MT-78	M-78	MTP-78DT		
2005-02	V8/5.7L		78	690	MTZ-78	MTX-78	MTP-78	MT-78	M-78	MTP-78DT		
	Workhorse • FasTrack FT1600											
	2001-00	V8/5.7L		78	690	MTZ-78	MTX-78	MTP-78	MT-78	M-78	MTP-78DT	
	Workhorse • FasTrack FT1601											
	2005-04	L4/3.9L		78	690	MTZ-78	MTX-78	MTP-78	MT-78	M-78	MTP-78DT	
2005-04	V8/4.8L		78	690	MTZ-78	MTX-78	MTP-78	MT-78	M-78	MTP-78DT		
2005-02	V8/5.7L		78	690	MTZ-78	MTX-78	MTP-78	MT-78	M-78	MTP-78DT		
Agriculture Agrícola Agriculture	Workhorse • FasTrack FT1800											
	2001-00	V8/5.7L		78	690	MTZ-78	MTX-78	MTP-78	MT-78	M-78	MTP-78DT	
	Workhorse • FasTrack FT1801											
	2005-04	V8/6.0L		78	690	MTZ-78	MTX-78	MTP-78	MT-78	M-78	MTP-78DT	
2005-02	V8/6.5L		78 ²	600	MTZ-78	MTX-78	MTP-78	MT-78	M-78	MTP-78DT		
2004-02	V8/5.7L		78	690	MTZ-78	MTX-78	MTP-78	MT-78	M-78	MTP-78DT		
	Workhorse • FasTrack FT1802											
	2003-02	V8/5.7L		78	690	MTZ-78	MTX-78	MTP-78	MT-78	M-78	MTP-78DT	
	2003-02	V8/6.5L		78 ²	600	MTZ-78	MTX-78	MTP-78	MT-78	M-78	MTP-78DT	
	Workhorse • FasTrack FT931											
2003-02	V6/4.3L		78	690	MTZ-78	MTX-78	MTP-78	MT-78	M-78	MTP-78DT		
Industrial Industrial Industriel	Workhorse • P30											
	2005-00	V8/5.7L		78	690	MTZ-78	MTX-78	MTP-78	MT-78	M-78	MTP-78DT	
	Yugo • Cabrio											
	1991-90	L4/1.3L		N/A	370							
1992	L4/1.3L		26 ⁴⁵	370				MT-26	M-26	MT-58		
Lawn & Garden Césped y Jardín Jardin et Pelouse	Yugo • GV											
	1992	L4/1.3L		26 ⁴⁵	370				MT-26	M-26		
	1991	L4/1.3L		26	370				MT-26	M-26		
	1990	L4/1.3L		N/A	370							
Powersports Vehículos Deportivos Sports Motorisés												
Reference Referencia Référence												

Year	Model	Options	Group Size	Rating (CCA)	AGM	XHD/MHD	ECL	Alternate 1	Alternate 2
Advance Mixer • Class 8 Cement Mixer									
1996-86	61000		31T ³	650	31-AGM7	31-MHD	31-ECL	31-LHD	31-VHD
1996-81	6600, 6800		31T ³	650	31-AGM7	31-MHD	31-ECL	31-LHD	31-VHD
2016-07	Federal Bridge, Great Lakes 5 Axle, Michigan 6 Axle, Standard 3 Axle, Standard 4 Axle		31T ³	650	31-AGM7	31-MHD	31-ECL	31-LHD	31-VHD
Advance Mixer • Medium/Heavy Truck									
2006-05	Advance Mixer	12.0L	31T ³	650	31-AGM7	31-MHD	31-ECL	31-LHD	31-VHD
2006-00	Advance Mixer	10.8L	31T ³	650	31-AGM7	31-MHD	31-ECL	31-LHD	31-VHD
2006-00	Advance Mixer	12.7L	31T ³	650	31-AGM7	31-MHD	31-ECL	31-LHD	31-VHD
2003	Advance Mixer	10.3L	31T ³	650	31-AGM7	31-MHD	31-ECL	31-LHD	31-VHD
2003	Advance Mixer	12.0L	31T ³	650	31-AGM7	31-MHD	31-ECL	31-LHD	31-VHD
2002-00	Advance Mixer		31T ³	650	31-AGM7	31-MHD	31-ECL	31-LHD	31-VHD
1992	Advance Mixer		31T ³	650	31-AGM7	31-MHD	31-ECL	31-LHD	31-VHD
2004	Advance Mixer	9.1L	31T ³	650	31-AGM7	31-MHD	31-ECL	31-LHD	31-VHD
1999-92	Glider		31T ³	650	31-AGM7	31-MHD	31-ECL	31-LHD	31-VHD
1997	Glider	12.7L	31T ³	650	31-AGM7	31-MHD	31-ECL	31-LHD	31-VHD
1995-94	Glider	12.7L	31T ³	650	31-AGM7	31-MHD	31-ECL	31-LHD	31-VHD
1989	Glider		31T ³	650	31-AGM7	31-MHD	31-ECL	31-LHD	31-VHD
1999-96	M	12.7L	31T ³	650	31-AGM7	31-MHD	31-ECL	31-LHD	31-VHD
1999-88	M, S		31T ³	650	31-AGM7	31-MHD	31-ECL	31-LHD	31-VHD
1998-95	S	12.7L	31T ³	650	31-AGM7	31-MHD	31-ECL	31-LHD	31-VHD
1993	S	12.7L	31T ³	650	31-AGM7	31-MHD	31-ECL	31-LHD	31-VHD
1992	S	10.3L	31T ³	650	31-AGM7	31-MHD	31-ECL	31-LHD	31-VHD
1990-88	S	12.7L	31T ³	650	31-AGM7	31-MHD	31-ECL	31-LHD	31-VHD
American La France • Medium/Heavy Truck									
2009-03	Alf Eagle	7.2L, 8.3L, 8.9L, 10.8L, 12.0L, 12.5L, 12.7L, 14.0L	31T	950	31-AGMX	31-MHD		31-XHD	
2012	Alf Eagle	8.8L	31T	950	31-AGMX	31-MHD		31-XHD	
2013-07	Condor		31T	950	31-AGMX	31-MHD		31-XHD	
2009-03	Metropolitan		31T	950	31-AGMX	31-MHD		31-XHD	
Autocar • Class 8 Truck									
1997-90	Autocar		31T ⁴	550	31-AGM7	31-MHD	31-ECL	31-LHD	31-VHD
1997-90	Autocar		31T ⁴	625	31-AGM7	31-MHD	31-ECL	31-LHD	31-VHD
1997-90	Autocar		31T ⁴	750	31-AGM7	31-MHD		31-LHD	31-XHD
Autocar • Medium/Heavy Truck									
1988	ACL	12.0L	31T ⁴	550	31-AGM7	31-MHD	31-ECL	31-LHD	31-VHD
1988	ACL		31T ⁴	625	31-AGM7	31-MHD	31-ECL	31-LHD	31-VHD
1988	ACL		31T ⁴	750	31-AGM7	31-MHD		31-LHD	31-XHD
1988	ACL, AT, DK	14.6L	31T ⁴	550	31-AGM7	31-MHD	31-ECL	31-LHD	31-VHD
1988	ACL, AT, DK		31T ⁴	625	31-AGM7	31-MHD	31-ECL	31-LHD	31-VHD
1988	ACL, AT, DK		31T ⁴	750	31-AGM7	31-MHD		31-LHD	31-XHD
1988	ACL, DK, DS	10.0L	31T ⁴	550	31-AGM7	31-MHD	31-ECL	31-LHD	31-VHD
1988	ACL, DK, DS		31T ⁴	625	31-AGM7	31-MHD	31-ECL	31-LHD	31-VHD
1988	ACL, DK, DS		31T ⁴	750	31-AGM7	31-MHD		31-LHD	31-XHD
1988	AT	9.6L	31T ⁴	550	31-AGM7	31-MHD	31-ECL	31-LHD	31-VHD
1988	AT		31T ⁴	625	31-AGM7	31-MHD	31-ECL	31-LHD	31-VHD
1988	AT		31T ⁴	750	31-AGM7	31-MHD		31-LHD	31-XHD
1988	AT, DK, DS	14.0L	31T ⁴	550	31-AGM7	31-MHD	31-ECL	31-LHD	31-VHD
1988	AT, DK, DS		31T ⁴	625	31-AGM7	31-MHD	31-ECL	31-LHD	31-VHD
1988	AT, DK, DS		31T ⁴	750	31-AGM7	31-MHD		31-LHD	31-XHD
1988	DK	10.4L	31T ⁴	550	31-AGM7	31-MHD	31-ECL	31-LHD	31-VHD
1988	DK		31T ⁴	550	31-AGM7	31-MHD	31-ECL	31-LHD	31-VHD
1988	DK		31T ⁴	625	31-AGM7	31-MHD	31-ECL	31-LHD	31-VHD
1988	DK		31T ⁴	750	31-AGM7	31-MHD		31-LHD	31-XHD
1988	DK, DS	10.5L	31T ⁴	550	31-AGM7	31-MHD	31-ECL	31-LHD	31-VHD
1988	DK, DS		31T ⁴	625	31-AGM7	31-MHD	31-ECL	31-LHD	31-VHD
1988	DK, DS		31T ⁴	750	31-AGM7	31-MHD		31-LHD	31-XHD
1988	DS	7.0L	31T ⁴	550	31-AGM7	31-MHD	31-ECL	31-LHD	31-VHD
1988	DS		31T ⁴	625	31-AGM7	31-MHD	31-ECL	31-LHD	31-VHD
1988	DS		31T ⁴	750	31-AGM7	31-MHD		31-LHD	31-XHD
Autocar LLC. • Class 8 Refuse									
2015-11	E3 HYBRID		31T ³	660	31-AGM7	31-MHD	31-ECL	31-LHD	31-VHD
Autocar LLC. • Medium/Heavy Truck									
2023-20	DC-64	All	31T ^{3,4}	750	31-AGM7	31-MHD		31-LHD	31-XHD
2023-20	DC-64		31T ⁴	1000	31-AGMX	31-XHD			
2023-20	DC-64		31T ^{3,4}	950	31-AGMX	31-MHD		31-XHD	
2023-08	Xpeditor	8.9L	31T ³	660	31-AGM7	31-MHD	31-ECL	31-LHD	31-VHD
2022-10	Xpeditor	11.9L	31T ³	660	31-AGM7	31-MHD	31-ECL	31-LHD	31-VHD
2022-09	Xpeditor	8.3L	31T ³	660	31-AGM7	31-MHD	31-ECL	31-LHD	31-VHD
2010-03	Xpeditor WX	10.3L	31T ³	660	31-AGM7	31-MHD	31-ECL	31-LHD	31-VHD

Automotive & Light Truck
Automotrices y Camiones
Livianos
Automobile et Camionnette

Heavy-Duty Truck
Camiones Para Servicio Pesado
Poids Lourds

Agriculture
Agrícola
Agriculture

Industrial
Industrial
Industrial

Lawn & Garden
Césped y Jardín
Jardin et Pelouse

Powersports
Vehículos Deportivos
Sports Motorisés

Reference
Referencia
Référence

	Year	Model	Options	Group Size	Rating (CCA)	AGM	XHD/MHD	ECL	Alternate 1	Alternate 2	
Automotive & Light Truck Automotrices y Camiones Livianos Automobile et Camionnette	Autocar LLC. • Medium/Heavy Truck (continued)										
	2010-03	Xpeditor WX	10.8L	31T ³	660	31-AGM7	31-MHD	31-ECL	31-LHD	31-VHD	
	2010-03	Xpeditor WX	11.1L	31T ³	660	31-AGM7	31-MHD	31-ECL	31-LHD	31-VHD	
	2010-03	Xpeditor WX	8.3L	31T ³	660	31-AGM7	31-MHD	31-ECL	31-LHD	31-VHD	
	2010-03	Xpeditor WX	8.9L	31T ³	660	31-AGM7	31-MHD	31-ECL	31-LHD	31-VHD	
	2010-03	Xpeditor WX, Xpeditor WXML	6.7L	31T ³	660	31-AGM7	31-MHD	31-ECL	31-LHD	31-VHD	
	2010-03	Xpeditor WX, Xpeditor WXR	7.2L	31T ³	660	31-AGM7	31-MHD	31-ECL	31-LHD	31-VHD	
	2010-03	Xpeditor WXML	10.8L	31T ³	660	31-AGM7	31-MHD	31-ECL	31-LHD	31-VHD	
	2010-03	Xpeditor WXML	8.3L	31T ³	660	31-AGM7	31-MHD	31-ECL	31-LHD	31-VHD	
	2010-03	Xpeditor WXML	8.9L	31T ³	660	31-AGM7	31-MHD	31-ECL	31-LHD	31-VHD	
	2006-03	Xpeditor WXR	10.8L	31T ³	660	31-AGM7	31-MHD	31-ECL	31-LHD	31-VHD	
	2006-03	Xpeditor WXR	6.7L	31T ³	660	31-AGM7	31-MHD	31-ECL	31-LHD	31-VHD	
	2006-03	Xpeditor WXR	8.3L	31T ³	660	31-AGM7	31-MHD	31-ECL	31-LHD	31-VHD	
	2006-03	Xpeditor WXR	8.9L	31T ³	660	31-AGM7	31-MHD	31-ECL	31-LHD	31-VHD	
	2022-14	Xpert	6.7L	31T ³	660	31-AGM7	31-MHD	31-ECL	31-LHD	31-VHD	
	2022-14	Xpert	8.9L	31T ³	660	31-AGM7	31-MHD	31-ECL	31-LHD	31-VHD	
	2020-14	Xpert	10.8L	31T ³	660	31-AGM7	31-MHD	31-ECL	31-LHD	31-VHD	
	2012	Xpert	6.7L	31T ³	660	31-AGM7	31-MHD	31-ECL	31-LHD	31-VHD	
2023-10	Xspotter Off Road	6.7L	31T ³	660	31-AGM7	31-MHD	31-ECL	31-LHD	31-VHD		
2022-10	Xspotter On Road	10.8L	31T ³	660	31-AGM7	31-MHD	31-ECL	31-LHD	31-VHD		
2022-10	Xspotter On Road	8.9L	31T ³	660	31-AGM7	31-MHD	31-ECL	31-LHD	31-VHD		
Agriculture Agrícola Agriculture	Blue Bird • Medium/Heavy Truck										
	2009-99	All American FE	7.2L	31T	700	31-AGM7	31-MHD	31-ECL	31-LHD	31-XHD	
	2009-99	All American FE		8D ²	1300	8D-AGMX	8D-MHD				
	2009	All American FE	8.1L	31T	700	31-AGM7	31-MHD	31-ECL	31-LHD	31-XHD	
	2009	All American FE		8D ²	1300	8D-AGMX	8D-MHD				
	2005-98	All American FE	5.9L	31T	700	31-AGM7	31-MHD	31-ECL	31-LHD	31-XHD	
	2005-98	All American FE		8D ²	1300	8D-AGMX	8D-MHD				
	2005-97	All American FE	8.3L	31T	700	31-AGM7	31-MHD	31-ECL	31-LHD	31-XHD	
	1999-98	All American FE, All American RE		8D ²	1300	8D-AGMX	8D-MHD				
	1999-97	All American FE, All American RE	6.6L	31T	700	31-AGM7	31-MHD	31-ECL	31-LHD	31-XHD	
	2023-08	All American FE, All American RE, Vision School Bus	6.7L	31T	700	31-AGM7	31-MHD	31-ECL	31-LHD	31-XHD	
	2023-08	All American FE, All American RE, Vision School Bus		8D ²	1300	8D-AGMX	8D-MHD				
	2018-07	All American FE, SHL Commercial, Vision School Bus	5.9L	31T	700	31-AGM7	31-MHD	31-ECL	31-LHD	31-XHD	
	2007	All American FE, SHL Commercial, Vision School Bus		8D ²	1300	8D-AGMX	8D-MHD				
	2023-18	All American RE	6.7L	31T	700	31-AGM7	31-MHD	31-ECL	31-LHD	31-XHD	
	2023-18	All American RE	8.9L, 9.0L	31T	700	31-AGM7	31-MHD	31-ECL	31-LHD	31-XHD	
	2023-08	All American RE		8D ²	1300	8D-AGMX	8D-MHD				
	2022-09	All American RE		8D ²	1300	8D-AGMX	8D-MHD				
Industrial Industrial Industriel	2018-99	All American RE	5.9L	31T	700	31-AGM7	31-MHD	31-ECL	31-LHD	31-XHD	
	2015-98	All American RE		8D ²	1300	8D-AGMX	8D-MHD				
	2015-97	All American RE	8.3L	31T	700	31-AGM7	31-MHD	31-ECL	31-LHD	31-XHD	
	2010-99	All American RE	7.2L	31T	700	31-AGM7	31-MHD	31-ECL	31-LHD	31-XHD	
	2010-99	All American RE		8D ²	1300	8D-AGMX	8D-MHD				
	2010-01	All American RE	6.8L	31T	700	31-AGM7	31-MHD	31-ECL	31-LHD	31-XHD	
	2010-01	All American RE		8D ²	1300	8D-AGMX	8D-MHD				
	2009-01	All American RE	8.1L	31T	700	31-AGM7	31-MHD	31-ECL	31-LHD	31-XHD	
	2004-99	All American RE		8D ²	1300	8D-AGMX	8D-MHD				
	2001	All American RE		8D ²	1300	8D-AGMX	8D-MHD				
	1999	All American RE	10.8L	31T	700	31-AGM7	31-MHD	31-ECL	31-LHD	31-XHD	
	1999	All American RE		8D ²	1300	8D-AGMX	8D-MHD				
	Lawn & Garden Césped y Jardín Jardin et Pelouse	2007-98	Commercial Bus		8D ²	1300	8D-AGMX	8D-MHD			
		2007-97	Commercial Bus	5.9L	31T	700	31-AGM7	31-MHD	31-ECL	31-LHD	31-XHD
		2007-06	Commercial Bus	8.3L	31T	700	31-AGM7	31-MHD	31-ECL	31-LHD	31-XHD
		2007-06	Commercial Bus		8D ²	1300	8D-AGMX	8D-MHD			
		2007-03	Commercial Bus	7.2L	31T	700	31-AGM7	31-MHD	31-ECL	31-LHD	31-XHD
		2007-03	Commercial Bus		8D ²	1300	8D-AGMX	8D-MHD			
2007		Commercial Bus	15.0L	31T	700	31-AGM7	31-MHD	31-ECL	31-LHD	31-XHD	
2007		Commercial Bus		8D ²	1300	8D-AGMX	8D-MHD				
2004-98		Commercial Bus		8D ²	1300	8D-AGMX	8D-MHD				
2004-97		Commercial Bus	8.3L	31T	700	31-AGM7	31-MHD	31-ECL	31-LHD	31-XHD	
2004		Commercial Bus	12.0L	31T	700	31-AGM7	31-MHD	31-ECL	31-LHD	31-XHD	
2004		Commercial Bus		8D ²	1300	8D-AGMX	8D-MHD				
2003-98		Commercial Bus		8D ²	1300	8D-AGMX	8D-MHD				
2003-97		Commercial Bus	8.1L	31T	700	31-AGM7	31-MHD	31-ECL	31-LHD	31-XHD	
2002-01		Commercial Bus	6.8L	31T	700	31-AGM7	31-MHD	31-ECL	31-LHD	31-XHD	
2002-01		Commercial Bus		8D ²	1300	8D-AGMX	8D-MHD				
2002-00		Commercial Bus	11.1L	31T	700	31-AGM7	31-MHD	31-ECL	31-LHD	31-XHD	
Reference Referencia Référence		2002-00	Commercial Bus		8D ²	1300	8D-AGMX	8D-MHD			
	2001	Commercial Bus	12.1L	31T	700	31-AGM7	31-MHD	31-ECL	31-LHD	31-XHD	
	2001	Commercial Bus		8D ²	1300	8D-AGMX	8D-MHD				
	1999-98	Commercial Bus	12.7L	31T	700	31-AGM7	31-MHD	31-ECL	31-LHD	31-XHD	
	1999-98	Commercial Bus		8D ²	1300	8D-AGMX	8D-MHD				

Year	Model	Options	Group Size	Rating (CCA)	AGM	XHD/MHD	ECL	Alternate 1	Alternate 2
Blue Bird • Medium/Heavy Truck (continued)									
1998	Commercial Bus		31T	700	31-AGM7	31-MHD	31-ECL	31-LHD	31-XHD
1997	Commercial Bus	6.6L	31T	700	31-AGM7	31-MHD	31-ECL	31-LHD	31-XHD
1999-98	Commercial Bus, TC2000	10.8L	31T	700	31-AGM7	31-MHD	31-ECL	31-LHD	31-XHD
1999-98	Commercial Bus, TC2000		8D ²	1300	8D-AGMX	8D-MHD			
1998	Commercial Bus, TC2000		8D ²	1300	8D-AGMX	8D-MHD			
2003-00	Commercial Bus, Wanderlodge	8.5L	31T	700	31-AGM7	31-MHD	31-ECL	31-LHD	31-XHD
2003-00	Commercial Bus, Wanderlodge		8D ²	1300	8D-AGMX	8D-MHD			
2023-20	SHL All American	6.7L	31T	700	31-AGM7	31-MHD	31-ECL	31-LHD	31-XHD
2023-20	SHL All American		8D ²	1300	8D-AGMX	8D-MHD			
2017	SHL All American	6.7L	31T	700	31-AGM7	31-MHD	31-ECL	31-LHD	31-XHD
2017	SHL All American		8D ²	1300	8D-AGMX	8D-MHD			
2004	SHL All American	7.2L	31T	700	31-AGM7	31-MHD	31-ECL	31-LHD	31-XHD
2004	SHL All American		8D ²	1300	8D-AGMX	8D-MHD			
2007-04	SHL Commercial	7.2L	31T	700	31-AGM7	31-MHD	31-ECL	31-LHD	31-XHD
2007-04	SHL Commercial		8D ²	1300	8D-AGMX	8D-MHD			
2004	SHL Commercial	8.3L	31T	700	31-AGM7	31-MHD	31-ECL	31-LHD	31-XHD
2004	SHL Commercial		8D ²	1300	8D-AGMX	8D-MHD			
2003-98	SHL Commercial, SHL TC2000		8D ²	1300	8D-AGMX	8D-MHD			
2003-97	SHL Commercial, SHL TC2000	5.9L	31T	700	31-AGM7	31-MHD	31-ECL	31-LHD	31-XHD
2002	SHL Commercial, TC2000	8.3L	31T	700	31-AGM7	31-MHD	31-ECL	31-LHD	31-XHD
2002	SHL Commercial, TC2000		8D ²	1300	8D-AGMX	8D-MHD			
1997	SHL TC2000	8.3L	31T	700	31-AGM7	31-MHD	31-ECL	31-LHD	31-XHD
2000-98	TC1000		8D ²	1300	8D-AGMX	8D-MHD			
2000-97	TC1000	5.9L	31T	700	31-AGM7	31-MHD	31-ECL	31-LHD	31-XHD
1998	TC1000	7.0L	31T	700	31-AGM7	31-MHD	31-ECL	31-LHD	31-XHD
1998	TC1000, TC2000		8D ²	1300	8D-AGMX	8D-MHD			
2004-98	TC2000		8D ²	1300	8D-AGMX	8D-MHD			
2004-97	TC2000	5.9L	31T	700	31-AGM7	31-MHD	31-ECL	31-LHD	31-XHD
2000-99	TC2000	6.8L	31T	700	31-AGM7	31-MHD	31-ECL	31-LHD	31-XHD
2000-98	TC2000		8D ²	1300	8D-AGMX	8D-MHD			
2000-97	TC2000	6.6L	31T	700	31-AGM7	31-MHD	31-ECL	31-LHD	31-XHD
2000-97	TC2000	7.2L	31T	700	31-AGM7	31-MHD	31-ECL	31-LHD	31-XHD
2000-97	TC2000	8.1L	31T	700	31-AGM7	31-MHD	31-ECL	31-LHD	31-XHD
2000-97	TC2000	8.3L	31T	700	31-AGM7	31-MHD	31-ECL	31-LHD	31-XHD
1998-97	TC2000	7.0L	31T	700	31-AGM7	31-MHD	31-ECL	31-LHD	31-XHD
1998-97	TC2000		31T	700	31-AGM7	31-MHD	31-ECL	31-LHD	31-XHD
2023-13	Vision School Bus		8D ²	1300	8D-AGMX	8D-MHD			
2023-07	Vision School Bus	6.7L	31T	700	31-AGM7	31-MHD	31-ECL	31-LHD	31-XHD
2023-07	Vision School Bus	7.3L	31T	700	31-AGM7	31-MHD	31-ECL	31-LHD	31-XHD
2022-13	Vision School Bus		8D ²	1300	8D-AGMX	8D-MHD			
2022-04	Vision School Bus	5.0L, 6.8L, 7.2L, 8.1L	31T	700	31-AGM7	31-MHD	31-ECL	31-LHD	31-XHD
2022-04	Vision School Bus	6.8L	31T	700	31-AGM7	31-MHD	31-ECL	31-LHD	31-XHD
2013-09	Vision School Bus	8.1L	31T	700	31-AGM7	31-MHD	31-ECL	31-LHD	31-XHD
2013-09	Vision School Bus		8D ²	1300	8D-AGMX	8D-MHD			
2010-04	Vision School Bus		8D ²	1300	8D-AGMX	8D-MHD			
2007-06	Wanderlodge	8.9L	31T	700	31-AGM7	31-MHD	31-ECL	31-LHD	31-XHD
2007-06	Wanderlodge		8D ²	1300	8D-AGMX	8D-MHD			
2007-05	Wanderlodge	12.5L	31T	700	31-AGM7	31-MHD	31-ECL	31-LHD	31-XHD
2007-05	Wanderlodge		8D ²	1300	8D-AGMX	8D-MHD			
2004	Wanderlodge	8.9L	31T	700	31-AGM7	31-MHD	31-ECL	31-LHD	31-XHD
2004	Wanderlodge		8D ²	1300	8D-AGMX	8D-MHD			
2003-00	Wanderlodge	11.1L	31T	700	31-AGM7	31-MHD	31-ECL	31-LHD	31-XHD
2003-00	Wanderlodge		8D ²	1300	8D-AGMX	8D-MHD			
2000-98	Wanderlodge	10.8L	31T	700	31-AGM7	31-MHD	31-ECL	31-LHD	31-XHD
2000-98	Wanderlodge		8D ²	1300	8D-AGMX	8D-MHD			
2000-97	Wanderlodge	12.7L	31T ²	700	31-AGM7	31-MHD	31-ECL	31-LHD	31-XHD
Capacity of Texas • Medium/Heavy Truck									
2021-16	Sabre 5	All	31T ²	700	31-AGM7	31-MHD	31-ECL	31-LHD	31-XHD
2022-07	TJ5000	6.4L, 6.7L, 6.9L	31T ²	700	31-AGM7	31-MHD	31-ECL	31-LHD	31-XHD
2005	TJ5000	All	31T ²	700	31-AGM7	31-MHD	31-ECL	31-LHD	31-XHD
2003	TJ5000	All	31T ²	700	31-AGM7	31-MHD	31-ECL	31-LHD	31-XHD
2021-07	TJ6500	6.4L, 6.7L	31T ²	700	31-AGM7	31-MHD	31-ECL	31-LHD	31-XHD
2003	TJ6500	All	31T ²	700	31-AGM7	31-MHD	31-ECL	31-LHD	31-XHD
2014-13	TJ7000	6.7L	31T ²	700	31-AGM7	31-MHD	31-ECL	31-LHD	31-XHD
2009-07	TJ7000	All	31T ²	700	31-AGM7	31-MHD	31-ECL	31-LHD	31-XHD
2011	TJ7000	6.7L	31T ²	700	31-AGM7	31-MHD	31-ECL	31-LHD	31-XHD
2003	TJ7000	All	31T ²	700	31-AGM7	31-MHD	31-ECL	31-LHD	31-XHD
2021-16	TJ9000	6.7L	31T ²	700	31-AGM7	31-MHD	31-ECL	31-LHD	31-XHD
2014	TJ9000	6.7L	31T ²	700	31-AGM7	31-MHD	31-ECL	31-LHD	31-XHD
2011	TJ9000	6.7L	31T ²	700	31-AGM7	31-MHD	31-ECL	31-LHD	31-XHD

Automotive & Light Truck
Automotrices y Camiones
Livianos
Automobile et Camionnette

Heavy-Duty Truck
Camiones Para Servicio Pesado
Poids Lourds

Agriculture
Agricultura
Agriculture

Industrial
Industrial
Industrial

Lawn & Garden
Césped y Jardín
Jardin et Pelouse

Powersports
Vehículos Deportivos
Sports Motorisés

Reference
Referencia
Référence

	Year	Model	Options	Group Size	Rating (CCA)	AGM	XHD/MHD	ECL	Alternate 1	Alternate 2	
Automotive & Light Truck Automotrices y Camiones Livianos Automobile et Camionnette	Caterpillar • Class 8 Truck										
	2015-13	CT610, CT630		31T ⁴	650	31-AGM7	31-MHD	31-ECL	31-LHD	31-VHD	
	2015-14	CT681		31T ⁴	650	31-AGM7	31-MHD	31-ECL	31-LHD	31-VHD	
Automotive & Light Truck Automotrices y Camiones Livianos Automobile et Camionnette	Caterpillar • Medium/Heavy Truck										
	2017-12	CT660	12.4L	31T ⁴	650	31-AGM7	31-MHD	31-ECL	31-LHD	31-VHD	
	2016-13	CT660	15.2L	31T ⁴	650	31-AGM7	31-MHD	31-ECL	31-LHD	31-VHD	
	2014-12	CT660	10.5L	31T ⁴	650	31-AGM7	31-MHD	31-ECL	31-LHD	31-VHD	
	2017-15	CT680	12.4L	31T ⁴	650	31-AGM7	31-MHD	31-ECL	31-LHD	31-VHD	
Automotive & Light Truck Automotrices y Camiones Livianos Automobile et Camionnette	Chevrolet • Class 8 Truck										
	1988-81	C8000		31T	625	31-AGM7	31-MHD	31-ECL	31-LHD	31-VHD	
	1988-81	C8000		31T	750	31-AGM7	31-MHD		31-LHD	31-XHD	
Automotive & Light Truck Automotrices y Camiones Livianos Automobile et Camionnette	Chevrolet • Medium/Heavy Truck										
	1991-86	B60		31T	580	31-AGM7	31-MHD	31-ECL	31-LHD	31-VHD	
	1991-86	B60		31T	625	31-AGM7	31-MHD	31-ECL	31-LHD	31-VHD	
	1991-86	B60		71	390	MTZ-75DT			MTP-75DT	MT-75	
	1991-86	B60		74	540	MTX-78	C78DT-XHD		MT-78	MTP-78	
Agriculture Agrícola Agriculture	1991-81	B60	8.2L	31T	625	31-AGM7	31-MHD	31-ECL	31-LHD	31-VHD	
	1991-81	B60		4D	800	4D-AGMX	4D-XHD				
	1991-81	B60		74	550	MTX-78	C78DT-XHD		MT-78	MTP-78	
	1991-81	B60		78	515	MTX-78	C78DT-XHD		MT-78	MTP-78	
	1991-81	B60		78	540	MTX-78	C78DT-XHD		MT-78	MTP-78	
	1991-81	B60		8D	880	8D-AGMX	8D-XHD		8D-MHD		
	1991-80	B60	6.0L	73	460	MTZ-75DT			MTP-75DT	MT-75	
	1990-86	B60		31T	580	31-AGM7	31-MHD	31-ECL	31-LHD	31-VHD	
	1990-86	B60		31T	625	31-AGM7	31-MHD	31-ECL	31-LHD	31-VHD	
	1990-86	B60		71	390	MTZ-75DT			MTP-75DT	MT-75	
	1990-86	B60		74	540	MTX-78	C78DT-XHD		MT-78	MTP-78	
	1990-80	B60	5.7L	73	460	MTZ-75DT			MTP-75DT	MT-75	
	1985-80	B60	7.0L	73	460	MTZ-75DT			MTP-75DT	MT-75	
	1985-80	B60		31T ²	580	31-AGM7	31-MHD	31-ECL	31-LHD	31-VHD	
	1985-80	B60		31T ²	625	31-AGM7	31-MHD	31-ECL	31-LHD	31-VHD	
	1985-80	B60		71 ²	390	MTZ-75DT			MTP-75DT	MT-75	
	1985-80	B60		74 ²	540	MTX-78	C78DT-XHD		MT-78	MTP-78	
	1985	B60	14.0L	31T	625	31-AGM7	31-MHD	31-ECL	31-LHD	31-VHD	
	1985	B60		4D	800	4D-AGMX	4D-XHD				
	1985	B60		74	550	MTX-78	C78DT-XHD		MT-78	MTP-78	
1985	B60		78	515	MTX-78	C78DT-XHD		MT-78	MTP-78		
1985	B60		78	540	MTX-78	C78DT-XHD		MT-78	MTP-78		
1985	B60		8D	880	8D-AGMX	8D-XHD		8D-MHD			
Lawn & Garden Césped y Jardín Jardin et Pelouse	2002-98	B7	7.2L	31T	625	31-AGM7	31-MHD	31-ECL	31-LHD	31-VHD	
	2002-98	B7		31T	750	31-AGM7	31-MHD		31-LHD	31-XHD	
	2002-01	B7	8.1L	78	600	MTX-78	C78DT-XHD		MT-78	MTP-78	
	2002-01	B7		31T ²	700	31-AGM7	31-MHD	31-ECL	31-LHD	31-XHD	
	1998-97	B7	6.5L	78	600	MTX-78	C78DT-XHD		MT-78	MTP-78	
	1998-94	B7	7.0L	78	600	MTX-78	C78DT-XHD		MT-78	MTP-78	
	1998-94	B7		31T	625	31-AGM7	31-MHD	31-ECL	31-LHD	31-VHD	
	1998-94	B7		78	770	MTX-78	C78DT-XHD		MTP-78DT ⁶	MTP-78DT	
	1998-93	B7	6.0L	78	600	MTX-78	C78DT-XHD		MT-78	MTP-78	
	1998-93	B7		31T	625	31-AGM7	31-MHD	31-ECL	31-LHD	31-VHD	
Powersports Vehículos Deportivos Sports Motorisés	1998	B7	6.6L	31T	625	31-AGM7	31-MHD	31-ECL	31-LHD	31-VHD	
	1998	B7		31T	750	31-AGM7	31-MHD		31-LHD	31-XHD	
	1997-93	B7	6.6L	31T	750	31-AGM7	31-MHD		31-LHD	31-XHD	
	2000-99	B7, C6500 Kodiak, C7500 Kodiak	7.4L	78	600	MTX-78	C78DT-XHD		MT-78	MTP-78	
	2000-99	B7, C6500 Kodiak, C7500 Kodiak		31T	625	31-AGM7	31-MHD	31-ECL	31-LHD	31-VHD	
	2000-99	C3500HD		78	770	MTX-78	C78DT-XHD		MTP-78DT ⁶	MTP-78DT	
	2002-99	C3500HD		78 ²	690	MTX-78	C78DT-XHD		MT-78	MTP-78	
	2002-97	C3500HD		78 ²	600	MTX-78	C78DT-XHD		MT-78	MTP-78	
	2002-01	C3500HD	8.1L	78	600	MTX-78	C78DT-XHD		MT-78	MTP-78	
	2002-01	C3500HD		78	690	MTX-78	C78DT-XHD		MT-78	MTP-78	
	2000-99	C3500HD		78	690	MTX-78	C78DT-XHD		MT-78	MTP-78	
	2000-99	C3500HD		78	770	MTX-78	C78DT-XHD		MTP-78DT ⁶	MTP-78DT	
	2000-99	C3500HD		78	600	MTX-78	C78DT-XHD		MT-78	MTP-78	
	1998-94	C3500HD	7.4L	78	600	MTX-78	C78DT-XHD		MT-78	MTP-78	
	1996-94	C3500HD		78 ²	770	MTX-78	C78DT-XHD		MTP-78DT ⁶	MTP-78DT	
Reference Referencia Référence	1995-94	C3500HD	5.7L	78	600	MTX-78	C78DT-XHD		MT-78	MTP-78	
	1993-92	C3500HD		75 ²	570	MTZ-75DT			MT-75	MTP-75	
	1993-91	C3500HD		78	540	MTX-78	C78DT-XHD		MT-78	MTP-78	
	1993-91	C3500HD		78	630	MTX-78	C78DT-XHD		MT-78	MTP-78	
	2009-03	C4500 Kodiak	6.6L	31T ^{2,3}	700	31-AGM7	31-MHD	31-ECL	31-LHD	31-XHD	
	2009-03	C4500 Kodiak		31T ^{2,3}	750	31-AGM7	31-MHD		31-LHD	31-XHD	
	2007	C4500 Kodiak	8.1L	48	615	MTX-48/H6			MTP-48/H6	MT-48/H6	

Year	Model	Options	Group Size	Rating (CCA)	AGM	XHD/MHD	ECL	Alternate 1	Alternate 2
Chevrolet • Medium/Heavy Truck (continued)									
2006	C4500 Kodiak	8.1L	78	800	MTX-78	C78DT-XHD ⁶		MTP-78DT ⁶	MTP-78
2009	C4500 Kodiak, C5500 Kodiak, C6500 Kodiak, C7500 Kodiak		48	730	MTX-48/H6			MTP-48/H6	
2009-03	C4500 Kodiak, C5500 Kodiak, C8500	8.1L	78	600	MTX-78	C78DT-XHD		MT-78	MTP-78
2009-03	C4500 Kodiak, C5500 Kodiak, C8500		78	750	MTX-78	C78DT-XHD ⁶		MTP-78DT ⁶	MTP-78
2009-03	C4500 Kodiak, C5500 Kodiak, C8500		31T ²	700	31-AGM7	31-MHD	31-ECL	31-LHD	31-XHD
2009	C4500 Kodiak, C6500 Kodiak	8.1L	48	615	MTX-48/H6			MTP-48/H6	MT-48/H6
1986-80	C50	4.8L	71	390	MTZ-75DT			MTP-75DT	MT-75
1990-80	C50, C60	5.7L	71	390	MTZ-75DT			MTP-75DT	MT-75
1990-80	C50, C60		31T	630	31-AGM7	31-MHD	31-ECL	31-LHD	31-VHD
1990-80	C50, C60		74	550	MTX-78	C78DT-XHD		MT-78	MTP-78
1990-80	C50, C60		78	540	MTX-78	C78DT-XHD		MT-78	MTP-78
1986-80	C50, C60		31T	630	31-AGM7	31-MHD	31-ECL	31-LHD	31-VHD
1986-80	C50, C60		74	550	MTX-78	C78DT-XHD		MT-78	MTP-78
1986-80	C50, C60		78	540	MTX-78	C78DT-XHD		MT-78	MTP-78
2009-07	C5500 Kodiak		48 ²	730	MTX-48/H6			MTP-48/H6	
2009-03	C5500 Kodiak		31T ^{2,3}	700	31-AGM7	31-MHD	31-ECL	31-LHD	31-XHD
2009-03	C5500 Kodiak		31T ^{2,3}	750	31-AGM7	31-MHD		31-LHD	31-XHD
2006	C5500 Kodiak		79	800				MTP-79	
2006	C5500 Kodiak		79 ²	800				MTP-79	
2005-03	C5500 Kodiak		78 ²	770	MTX-78	C78DT-XHD		MTP-78DT ⁶	MTP-78DT
1991-90	C5500 Kodiak	6.0L	73	460	MTZ-75DT			MTP-75DT	MT-75
1991-90	C5500 Kodiak		31T	580	31-AGM7	31-MHD	31-ECL	31-LHD	31-VHD
1991-90	C5500 Kodiak		31T	625	31-AGM7	31-MHD	31-ECL	31-LHD	31-VHD
1991-90	C5500 Kodiak		71	390	MTZ-75DT			MTP-75DT	MT-75
1991-90	C5500 Kodiak		74	540	MTX-78	C78DT-XHD		MT-78	MTP-78
2007	C5500 Kodiak, C6500 Kodiak		48	615	MTX-48/H6			MTP-48/H6	MT-48/H6
2009	C5500 Kodiak, C7500 Kodiak		48	615	MTX-48/H6			MTP-48/H6	MT-48/H6
1990-81	C60	8.2L	31T	580	31-AGM7	31-MHD	31-ECL	31-LHD	31-VHD
1990-81	C60		31T	625	31-AGM7	31-MHD	31-ECL	31-LHD	31-VHD
1990-81	C60		31T	630	31-AGM7	31-MHD	31-ECL	31-LHD	31-VHD
1990-81	C60		74	550	MTX-78	C78DT-XHD		MT-78	MTP-78
1990-81	C60		78	515	MTX-78	C78DT-XHD		MT-78	MTP-78
1990-81	C60		78	540	MTX-78	C78DT-XHD		MT-78	MTP-78
1990	C60	7.0L	71	390	MTZ-75DT			MTP-75DT	MT-75
1990	C60		31T	630	31-AGM7	31-MHD	31-ECL	31-LHD	31-VHD
1990	C60		74	550	MTX-78	C78DT-XHD		MT-78	MTP-78
1990	C60		78	540	MTX-78	C78DT-XHD		MT-78	MTP-78
1986-83	C60	4.8L	71	390	MTZ-75DT			MTP-75DT	MT-75
1985-81	C60	10.4L	31T	580	31-AGM7	31-MHD	31-ECL	31-LHD	31-VHD
1985-81	C60		31T	625	31-AGM7	31-MHD	31-ECL	31-LHD	31-VHD
1985-81	C60		31T	630	31-AGM7	31-MHD	31-ECL	31-LHD	31-VHD
1985-81	C60		74	550	MTX-78	C78DT-XHD		MT-78	MTP-78
1985-81	C60		78	515	MTX-78	C78DT-XHD		MT-78	MTP-78
1985-81	C60		78	540	MTX-78	C78DT-XHD		MT-78	MTP-78
1985	C60	7.0L	71	390	MTZ-75DT			MTP-75DT	MT-75
1985	C60		31T	630	31-AGM7	31-MHD	31-ECL	31-LHD	31-VHD
1985	C60		74	550	MTX-78	C78DT-XHD		MT-78	MTP-78
1985	C60		78	540	MTX-78	C78DT-XHD		MT-78	MTP-78
1983	C60	6.1L	31T	580	31-AGM7	31-MHD	31-ECL	31-LHD	31-VHD
1983	C60		31T	625	31-AGM7	31-MHD	31-ECL	31-LHD	31-VHD
1983	C60		31T	630	31-AGM7	31-MHD	31-ECL	31-LHD	31-VHD
1983	C60		74	550	MTX-78	C78DT-XHD		MT-78	MTP-78
1983	C60		78	515	MTX-78	C78DT-XHD		MT-78	MTP-78
1983	C60		78	540	MTX-78	C78DT-XHD		MT-78	MTP-78
1982	C60	4.8L	74	390	MTX-78	C78DT-XHD		MT-78	MTP-78
1981-80	C60	4.8L	71	390	MTZ-75DT			MTP-75DT	MT-75
1996-95	C60 Kodiak, C70 Kodiak		31T	900	31-AGM7	31-MHD		31-HD	31-XHD
1996-95	C60 Kodiak, C70 Kodiak		78	770	MTX-78	C78DT-XHD		MTP-78DT ⁶	MTP-78DT
1996-90	C60 Kodiak, C70 Kodiak	6.0L	78	600	MTX-78	C78DT-XHD		MT-78	MTP-78
1996-90	C60 Kodiak, C70 Kodiak	7.0L	78	600	MTX-78	C78DT-XHD		MT-78	MTP-78
1996-90	C60 Kodiak, C70 Kodiak		31T	625	31-AGM7	31-MHD	31-ECL	31-LHD	31-VHD
1996	C60 Kodiak, C70 Kodiak	6.6L	31T	625	31-AGM7	31-MHD	31-ECL	31-LHD	31-VHD
1996	C60 Kodiak, C70 Kodiak		31T	750	31-AGM7	31-MHD		31-LHD	31-XHD
1995-90	C60 Kodiak, C70 Kodiak	6.6L	31T	750	31-AGM7	31-MHD		31-LHD	31-XHD
1994-90	C60 Kodiak, C70 Kodiak		78	750	MTX-78	C78DT-XHD ⁶		MTP-78DT ⁶	MTP-78
1990-80	C60, C70	6.0L	71	390	MTZ-75DT			MTP-75DT	MT-75
1990-80	C60, C70		31T	630	31-AGM7	31-MHD	31-ECL	31-LHD	31-VHD
1990-80	C60, C70		74	550	MTX-78	C78DT-XHD		MT-78	MTP-78
1990-80	C60, C70		78	540	MTX-78	C78DT-XHD		MT-78	MTP-78
2009	C6500 Kodiak	7.8L	48 ²	730	MTX-48/H6			MTP-48/H6	
1998-97	C6500 Kodiak	6.6L	31T	750	31-AGM7	31-MHD		31-LHD	31-XHD

Automotive & Light Truck
Automotrices y Camiones
Livianos
Automobile et Camionnette

Heavy-Duty Truck
Camiones Para Servicio Pesado
Poids Lourds

Agriculture
Agrícola
Agriculture

Industrial
Industrial
Industrial

Lawn & Garden
Césped y Jardín
Jardin et Pelouse

Powersports
Vehículos Deportivos
Sports Motorises

Reference
Referencia
Référence

	Year	Model	Options	Group Size	Rating (CCA)	AGM	XHD/MHD	ECL	Alternate 1	Alternate 2	
Automotive & Light Truck Automotrices y Camiones Livianos Automobile et Camionnette	Chevrolet • Medium/Heavy Truck (continued)										
	1998-97	C6500 Kodiak		78	750	MTX-78	C78DT-XHD ⁶		MTP-78DT ⁶	MTP-78	
	2009-98	C6500 Kodiak, C7500 Kodiak	7.2L	31T ^{2,3}	700	31-AGM7	31-MHD	31-ECL	31-LHD	31-XHD	
	2009-98	C6500 Kodiak, C7500 Kodiak		31T ^{2,3}	750	31-AGM7	31-MHD		31-LHD	31-XHD	
	2009-01	C6500 Kodiak, C7500 Kodiak	8.1L	78	600	MTX-78	C78DT-XHD		MT-78	MTP-78	
	2009-01	C6500 Kodiak, C7500 Kodiak		78	750	MTX-78	C78DT-XHD ⁶		MTP-78DT ⁶	MTP-78	
	2009-01	C6500 Kodiak, C7500 Kodiak		31T ²	700	31-AGM7	31-MHD	31-ECL	31-LHD	31-XHD	
	1998-97	C6500 Kodiak, C7500 Kodiak	7.0L	78	600	MTX-78	C78DT-XHD		MT-78	MTP-78	
	1998-97	C6500 Kodiak, C7500 Kodiak		31T	625	31-AGM7	31-MHD	31-ECL	31-LHD	31-VHD	
	1998-97	C6500 Kodiak, C7500 Kodiak		78	770	MTX-78	C78DT-XHD		MTP-78DT ⁶	MTP-78DT	
Heavy-Duty Truck Camiones Para Servicio Pesado Poids Lour	2009-03	C6500 Kodiak, C7500 Kodiak, C8500	7.8L	31T ^{2,3}	700	31-AGM7	31-MHD	31-ECL	31-LHD	31-XHD	
	2009-03	C6500 Kodiak, C7500 Kodiak, C8500		31T ^{2,3}	750	31-AGM7	31-MHD		31-LHD	31-XHD	
	1998-97	C6500 Kodiak, C7500 Kodiak, T6500, T7500	6.0L	78	600	MTX-78	C78DT-XHD		MT-78	MTP-78	
	1998-97	C6500 Kodiak, C7500 Kodiak, T6500, T7500		31T	625	31-AGM7	31-MHD	31-ECL	31-LHD	31-VHD	
	1990-80	C70	10.4L	31T	580	31-AGM7	31-MHD	31-ECL	31-LHD	31-VHD	
	1990-80	C70	7.0L	71	390	MTZ-75DT			MTP-75DT	MT-75	
	1990-80	C70	8.2L	31T	580	31-AGM7	31-MHD	31-ECL	31-LHD	31-VHD	
	1990-80	C70		31T	625	31-AGM7	31-MHD	31-ECL	31-LHD	31-VHD	
	1990-80	C70		31T	630	31-AGM7	31-MHD	31-ECL	31-LHD	31-VHD	
	1990-80	C70		74	550	MTX-78	C78DT-XHD		MT-78	MTP-78	
Agriculture Agrícola Agriculture	1990-80	C70		78	515	MTX-78	C78DT-XHD		MT-78	MTP-78	
	1990-80	C70		78	540	MTX-78	C78DT-XHD		MT-78	MTP-78	
	1985-82	C70	6.1L	31T	580	31-AGM7	31-MHD	31-ECL	31-LHD	31-VHD	
	1985-82	C70		31T	625	31-AGM7	31-MHD	31-ECL	31-LHD	31-VHD	
	1985-82	C70		31T	630	31-AGM7	31-MHD	31-ECL	31-LHD	31-VHD	
	1985-82	C70		74	550	MTX-78	C78DT-XHD		MT-78	MTP-78	
	1985-82	C70		78	515	MTX-78	C78DT-XHD		MT-78	MTP-78	
	1985-82	C70		78	540	MTX-78	C78DT-XHD		MT-78	MTP-78	
	1982-80	C70	9.1L	31T	580	31-AGM7	31-MHD	31-ECL	31-LHD	31-VHD	
	1982-80	C70		31T	625	31-AGM7	31-MHD	31-ECL	31-LHD	31-VHD	
Industrial Industrial Industriel	1982-80	C70		31T	630	31-AGM7	31-MHD	31-ECL	31-LHD	31-VHD	
	1982-80	C70		74	550	MTX-78	C78DT-XHD		MT-78	MTP-78	
	1982-80	C70		78	515	MTX-78	C78DT-XHD		MT-78	MTP-78	
	1982-80	C70		78	540	MTX-78	C78DT-XHD		MT-78	MTP-78	
	1980	C70	7.4L	71	390	MTZ-75DT			MTP-75DT	MT-75	
	1980	C70		31T	630	31-AGM7	31-MHD	31-ECL	31-LHD	31-VHD	
	1980	C70		74	550	MTX-78	C78DT-XHD		MT-78	MTP-78	
	1980	C70		78	540	MTX-78	C78DT-XHD		MT-78	MTP-78	
	2007	C7500 Kodiak	8.1L	48	315	MTX-48/H6			MTP-48/H6		
	1998-97	C7500 Kodiak, T6500, T7500	6.6L	31T	625	31-AGM7	31-MHD	31-ECL	31-LHD	31-VHD	
Lawn & Garden Césped y Jardín Jardin et Pelouse	1998-97	C7500 Kodiak, T6500, T7500		31T	750	31-AGM7	31-MHD		31-LHD	31-XHD	
	1998-97	C7500 Kodiak, T6500, T7500		31T	900	31-AGM7	31-MHD		31-LHD	31-XHD	
	1998-97	C7500 Kodiak, T6500, T7500		78	770	MTX-78	C78DT-XHD		MTP-78DT ⁶	MTP-78DT	
	2009	C7500 Kodiak, T6500, T7500, T8500		48 ²	730	MTX-48/H6			MTP-48/H6		
	2009-03	C8500	7.2L	31T ^{2,3}	700	31-AGM7	31-MHD	31-ECL	31-LHD	31-XHD	
	2009-03	C8500	7.8L	31T ^{2,3}	700	31-AGM7	31-MHD	31-ECL	31-LHD	31-XHD	
	2009-03	C8500	8.1L	78 ^{2,3}	600	MTX-78	C78DT-XHD		MT-78	MTP-78	
	2009-03	C8500		31T ^{2,3}	750	31-AGM7	31-MHD		31-LHD	31-XHD	
	2009-03	C8500		78 ^{2,3}	750	MTX-78	C78DT-XHD		MTP-78DT ⁶	MTP-78DT	
	2008-03	C8500		31T ^{2,3}	750	31-AGM7	31-MHD		31-LHD	31-XHD	
Powersports Vehiculos Deportivos Sports Motorisés	2021-09	Express 4500		78 ²	770	MTX-78	C78DT-XHD		MTP-78DT ⁶	MTP-78DT	
	2019-10	Express 4500	6.0L	78	600	MTX-78	C78DT-XHD		MT-78	MTP-78	
	2019-10	Express 4500		78	770	MTX-78	C78DT-XHD		MTP-78DT ⁶	MTP-78DT	
	2016-09	Express 4500		78 ²	770	MTX-78	C78DT-XHD		MTP-78DT ⁶	MTP-78DT	
	2021	Express 4500		78 ²	770	MTX-78	C78DT-XHD		MTP-78DT ⁶	MTP-78DT	
	2021-16	LCF4500	All	31T ²	750	31-AGM7	31-MHD		31-LHD	31-XHD	
	2022-17	LCF4500HD	All	31T ²	750	31-AGM7	31-MHD		31-LHD	31-XHD	
	2022-17	LCF4500HD		31T ²	750	31-AGM7	31-MHD		31-LHD	31-XHD	
	2022-17	LCF4500XD		31T ²	750	31-AGM7	31-MHD		31-LHD	31-XHD	
	2020-18	LCF4500XD	All	31T ²	750	31-AGM7	31-MHD		31-LHD	31-XHD	
Reference Referencia Référence	2022-17	LCF5500HD		31T ²	750	31-AGM7	31-MHD		31-LHD	31-XHD	
	2022-17	LCF5500HD		31T ²	750	31-AGM7	31-MHD		31-LHD	31-XHD	
	2022-17	LCF5500XD		All	31T ²	750	31-AGM7	31-MHD	31-LHD	31-XHD	
	2022-17	LCF5500XD		31T ²	750	31-AGM7	31-MHD		31-LHD	31-XHD	
	2021-18	LCF6500XD	All	31T ²	750	31-AGM7	31-MHD		31-LHD	31-XHD	
	2021-19	Silverado 4500HD	All	31T ^{2,3}	750	31-AGM7	31-MHD		31-LHD	31-XHD	
	2021-19	Silverado 5500HD	All	31T ^{2,3}	750	31-AGM7	31-MHD		31-LHD	31-XHD	
	2021-19	Silverado 6500HD	All	31T ^{2,3}	750	31-AGM7	31-MHD		31-LHD	31-XHD	
	2002-99	T6500, T7500	7.8L	31T ^{2,3}	700	31-AGM7	31-MHD	31-ECL	31-LHD	31-XHD	
	2002-99	T6500, T7500		31T ^{2,3}	750	31-AGM7	31-MHD		31-LHD	31-XHD	
2002-98	T6500, T7500	7.2L	31T ^{2,3}	700	31-AGM7	31-MHD	31-ECL	31-LHD	31-XHD		
2002-98	T6500, T7500		31T ^{2,3}	750	31-AGM7	31-MHD		31-LHD	31-XHD		
2009-04	T6500, T7500, T8500	7.8L	31T ^{2,3}	700	31-AGM7	31-MHD	31-ECL	31-LHD	31-XHD		

Year	Model	Options	Group Size	Rating (CCA)	AGM	XHD/MHD	ECL	Alternate 1	Alternate 2
Chevrolet • Medium/Heavy Truck (continued)									
2009-04	T6500, T7500, T8500		31T ^{2,3}	750	31-AGM7	31-MHD		31-LHD	31-XHD
2008-05	W3500 Tiltmaster	5.2L	31T ^{2,3}	700	31-AGM7	31-MHD	31-ECL	31-LHD	31-XHD
2008-05	W3500 Tiltmaster		48 ²	700	31-AGM7	31-MHD		31-LHD	31-XHD
2008-05	W3500 Tiltmaster		48 ²	700	MTX-48/H6			MTP-48/H6	
2008-05	W3500 Tiltmaster		31T ^{2,3}	750	31-AGM7	31-MHD		31-LHD	31-XHD
2008-04	W3500 Tiltmaster	6.0L	78	600	MTX-78	C78DT-XHD		MT-78	MTP-78
2008-04	W3500 Tiltmaster		78	750	MTX-78	C78DT-XHD ⁶		MTP-78DT ⁶	MTP-78
2008-04	W3500 Tiltmaster		31T ²	700	31-AGM7	31-MHD	31-ECL	31-LHD	31-XHD
2003-95	W3500 Tiltmaster	5.7L	78	600	MTX-78	C78DT-XHD		MT-78	MTP-78
2003-95	W3500 Tiltmaster		78	750	MTX-78	C78DT-XHD ⁶		MTP-78DT ⁶	MTP-78
2003-95	W3500 Tiltmaster		31T ²	700	31-AGM7	31-MHD	31-ECL	31-LHD	31-XHD
1998-95	W3500 Tiltmaster	3.9L	31T ²	750	31-AGM7	31-MHD		31-LHD	31-XHD
2004-99	W3500 Tiltmaster, W4500 Tiltmaster, W5500 Tiltmaster	4.8L	78	600	MTX-78	C78DT-XHD		MT-78	MTP-78
2004-99	W3500 Tiltmaster, W4500 Tiltmaster, W5500 Tiltmaster		78	750	MTX-78	C78DT-XHD ⁶		MTP-78DT ⁶	MTP-78
2004-99	W3500 Tiltmaster, W4500 Tiltmaster, W5500 Tiltmaster		31T ²	700	31-AGM7	31-MHD	31-ECL	31-LHD	31-XHD
2010-05	W4500 Tiltmaster		31T ²	750	31-AGM7	31-MHD		31-LHD	31-XHD
2010-03	W4500 Tiltmaster	6.0L	78	600	MTX-78	C78DT-XHD		MT-78	MTP-78
2010-03	W4500 Tiltmaster		78	750	MTX-78	C78DT-XHD ⁶		MTP-78DT ⁶	MTP-78
2010-03	W4500 Tiltmaster		31T ²	700	31-AGM7	31-MHD	31-ECL	31-LHD	31-XHD
2003-98	W4500 Tiltmaster	5.7L	78	600	MTX-78	C78DT-XHD		MT-78	MTP-78
2003-98	W4500 Tiltmaster		78	750	MTX-78	C78DT-XHD ⁶		MTP-78DT ⁶	MTP-78
2003-98	W4500 Tiltmaster		31T ²	700	31-AGM7	31-MHD	31-ECL	31-LHD	31-XHD
1998-97	W4500 Tiltmaster	3.9L	31T ²	750	31-AGM7	31-MHD		31-LHD	31-XHD
2010-05	W4500 Tiltmaster, W5500 Tiltmaster	5.2L	31T ^{2,3}	700	31-AGM7	31-MHD	31-ECL	31-LHD	31-XHD
2010-05	W4500 Tiltmaster, W5500 Tiltmaster		31T ^{2,3}	750	31-AGM7	31-MHD		31-LHD	31-XHD
2004-00	W5500 Tiltmaster	7.8L	31T ^{2,3}	700	31-AGM7	31-MHD	31-ECL	31-LHD	31-XHD
2004-00	W5500 Tiltmaster		31T ^{2,3}	750	31-AGM7	31-MHD		31-LHD	31-XHD
1998-95	W5500 Tiltmaster	7.1L	31T ²	750	31-AGM7	31-MHD		31-LHD	31-XHD
2009-05	W5500HD Tiltmaster	5.2L	31T ^{2,3}	700	31-AGM7	31-MHD	31-ECL	31-LHD	31-XHD
2009-05	W5500HD Tiltmaster		31T ^{2,3}	750	31-AGM7	31-MHD		31-LHD	31-XHD
2004	W5500HD Tiltmaster	4.8L	78	600	MTX-78	C78DT-XHD		MT-78	MTP-78
2004	W5500HD Tiltmaster		78	750	MTX-78	C78DT-XHD ⁶		MTP-78DT ⁶	MTP-78
2004	W5500HD Tiltmaster		31T ²	700	31-AGM7	31-MHD	31-ECL	31-LHD	31-XHD
1996-95	W6500 Tiltmaster, W7500 Tiltmaster	7.1L	31T ²	750	31-AGM7	31-MHD		31-LHD	31-XHD
Country Coach Motorhome • Medium/Heavy Truck									
2010-08	Affinity	5.9L, 8.3L, 12.5L		8D	1300	8D-AGMX	8D-MHD		
2006-05	Affinity	12.5L	8D	1300	8D-AGMX	8D-MHD			
2003-02	Affinity	12.0L	8D	1300	8D-AGMX	8D-MHD			
2010-02	Allure	All	8D	1300	8D-AGMX	8D-MHD			
2010-04	Inspire	All	8D	1300	8D-AGMX	8D-MHD			
2010-02	Intrigue	All	8D	1300	8D-AGMX	8D-MHD			
2003-02	Islander	All	8D	1300	8D-AGMX	8D-MHD			
2003	LEXA	14.6L	8D	1300	8D-AGMX	8D-MHD			
2003	LTC Chassis	8.3L	8D	1300	8D-AGMX	8D-MHD			
2010-09	Magna	5.9L, 8.3L	8D	1300	8D-AGMX	8D-MHD			
2006-02	Magna	12.0L, 12.5L, 14.6L	8D	1300	8D-AGMX	8D-MHD			
2007	Tribute	All	8D	1300	8D-AGMX	8D-MHD			
Crane Carrier • Class 8 Refuse									
1996-81	NYC Model		31T ²	925	31-AGM7	31-MHD		31-HD	31-XHD
Crane Carrier • Medium/Heavy Truck									
2009	Centurion	8.9L	31T ²	925	31-AGM7	31-MHD		31-HD	31-XHD
2008-07	Centurion	11.1L	31T ²	925	31-AGM7	31-MHD		31-HD	31-XHD
2008	Centurion	7.2L	31T ²	925	31-AGM7	31-MHD		31-HD	31-XHD
2007	Centurion	8.3L	31T ²	925	31-AGM7	31-MHD		31-HD	31-XHD
2007	Centurion	8.9L	31T ²	925	31-AGM7	31-MHD		31-HD	31-XHD
2006-05	Centurion	7.2L	31T ²	925	31-AGM7	31-MHD		31-HD	31-XHD
2006	Centurion	8.1L	31T ²	925	31-AGM7	31-MHD		31-HD	31-XHD
2006	Centurion	8.8L	31T ²	925	31-AGM7	31-MHD		31-HD	31-XHD
2005	Centurion	8.9L	31T ²	925	31-AGM7	31-MHD		31-HD	31-XHD
2004	Centurion	8.1L	31T ²	925	31-AGM7	31-MHD		31-HD	31-XHD
2003	Centurion	10.0L	31T ²	925	31-AGM7	31-MHD		31-HD	31-XHD
2003	Centurion	8.3L	31T ²	925	31-AGM7	31-MHD		31-HD	31-XHD
2002-99	Centurion	6.6L	31T ²	925	31-AGM7	31-MHD		31-HD	31-XHD
2002-99	Centurion	7.2L	31T ²	925	31-AGM7	31-MHD		31-HD	31-XHD
2002-98	Centurion	10.3L	31T ²	925	31-AGM7	31-MHD		31-HD	31-XHD
2001	Centurion	10.0L	31T ²	925	31-AGM7	31-MHD		31-HD	31-XHD
2001	Centurion	10.8L	31T ²	925	31-AGM7	31-MHD		31-HD	31-XHD
2001	Centurion	8.1L	31T ²	925	31-AGM7	31-MHD		31-HD	31-XHD
1998	Centurion	8.3L	31T ²	925	31-AGM7	31-MHD		31-HD	31-XHD
1998	Centurion, Century II	10.8L	31T ²	925	31-AGM7	31-MHD		31-HD	31-XHD

Automotive & Light Truck
Automotrices y Camiones
Livianos
Automobile et Camionnette

Heavy-Duty Truck
Camiones Para Servicio Pesado
Poids Lourds

Agriculture
Agricultura
Agriculture

Industrial
Industrial
Industrial

Lawn & Garden
Césped y Jardín
Jardin et Pelouse

Powersports
Vehículos Deportivos
Sports Motorisés

Reference
Referencia
Référence

	Year	Model	Options	Group Size	Rating (CCA)	AGM	XHD/MHD	ECL	Alternate 1	Alternate 2		
Automotive & Light Truck Automotrices y Camiones Livianos Automobile et Camionnette	Crane Carrier • Medium/Heavy Truck (continued)											
	1999	Century II	10.3L	31T ²	925	31-AGM7	31-MHD		31-HD	31-XHD		
	1998	Century II, Drill Rig, IFL, IRL, ISL, Low Entry	10.0L	31T ²	925	31-AGM7	31-MHD		31-HD	31-XHD		
	2013	Drill Rig	12.7L	31T ²	925	31-AGM7	31-MHD		31-HD	31-XHD		
	2011	Drill Rig	10.8L	31T ²	925	31-AGM7	31-MHD		31-HD	31-XHD		
	2009-04	Drill Rig	12.5L	31T ²	925	31-AGM7	31-MHD		31-HD	31-XHD		
	2007-05	Drill Rig	11.1L	31T ²	925	31-AGM7	31-MHD		31-HD	31-XHD		
	2005-03	Drill Rig	12.0L	31T ²	925	31-AGM7	31-MHD		31-HD	31-XHD		
	2003-98	Drill Rig	10.8L	31T ²	925	31-AGM7	31-MHD		31-HD	31-XHD		
	2003-00	Drill Rig	10.3L	31T ²	925	31-AGM7	31-MHD		31-HD	31-XHD		
	2000-98	Drill Rig, Low Entry	10.5L	31T ²	925	31-AGM7	31-MHD		31-HD	31-XHD		
	2012-11	Equipment Carrier	12.7L	31T ²	925	31-AGM7	31-MHD		31-HD	31-XHD		
	2008-06	Equipment Carrier	12.7L	31T ²	925	31-AGM7	31-MHD		31-HD	31-XHD		
	2007	Equipment Carrier	12.5L	31T ²	925	31-AGM7	31-MHD		31-HD	31-XHD		
	2007	Equipment Carrier	15.2L	31T ²	925	31-AGM7	31-MHD		31-HD	31-XHD		
	2004	Equipment Carrier	5.9L	31T ²	925	31-AGM7	31-MHD		31-HD	31-XHD		
	2004	Equipment Carrier	8.3L	31T ²	925	31-AGM7	31-MHD		31-HD	31-XHD		
	2003	Equipment Carrier	6.6L	31T ²	925	31-AGM7	31-MHD		31-HD	31-XHD		
	2003	Equipment Carrier	7.2L	31T ²	925	31-AGM7	31-MHD		31-HD	31-XHD		
	2002-99	Equipment Carrier	5.9L	31T ²	925	31-AGM7	31-MHD		31-HD	31-XHD		
	2002-99	Equipment Carrier	8.3L	31T ²	925	31-AGM7	31-MHD		31-HD	31-XHD		
	2002	Equipment Carrier	10.8L	31T ²	925	31-AGM7	31-MHD		31-HD	31-XHD		
	1999	Equipment Carrier	6.6L	31T ²	925	31-AGM7	31-MHD		31-HD	31-XHD		
	1999	Equipment Carrier	7.2L	31T ²	925	31-AGM7	31-MHD		31-HD	31-XHD		
	2005-04	Glider	All	31T ²	925	31-AGM7	31-MHD		31-HD	31-XHD		
	2000-98	Glider	All	31T ²	925	31-AGM7	31-MHD		31-HD	31-XHD		
	2000-98	IFL, IRL	10.8L	31T ²	925	31-AGM7	31-MHD		31-HD	31-XHD		
	2000-98	IRL	6.6L	31T ²	925	31-AGM7	31-MHD		31-HD	31-XHD		
	2000-98	IRL	7.2L	31T ²	925	31-AGM7	31-MHD		31-HD	31-XHD		
	2000-98	IRL	8.3L	31T ²	925	31-AGM7	31-MHD		31-HD	31-XHD		
	2023-20	Low Entry	9.0L	31T ²	925	31-AGM7	31-MHD		31-HD	31-XHD		
	2023-03	Low Entry	8.9L	31T ²	925	31-AGM7	31-MHD		31-HD	31-XHD		
	2022-04	Low Entry	11.9L	31T ²	925	31-AGM7	31-MHD		31-HD	31-XHD		
	2021-20	Low Entry	7.6L	31T ²	925	31-AGM7	31-MHD		31-HD	31-XHD		
	2021-19	Low Entry	10.0L	31T ²	925	31-AGM7	31-MHD		31-HD	31-XHD		
2021-18	Low Entry	8.5L	31T ²	925	31-AGM7	31-MHD		31-HD	31-XHD			
2021-17	Low Entry	11.1L	31T ²	925	31-AGM7	31-MHD		31-HD	31-XHD			
2021-16	Low Entry	6.6L	31T ²	925	31-AGM7	31-MHD		31-HD	31-XHD			
2021-15	Low Entry	8.8L	31T ²	925	31-AGM7	31-MHD		31-HD	31-XHD			
2021-14	Low Entry	10.3L	31T ²	925	31-AGM7	31-MHD		31-HD	31-XHD			
2021-13	Low Entry	5.9L	31T ²	925	31-AGM7	31-MHD		31-HD	31-XHD			
2021-12	Low Entry	8.8L	31T ²	925	31-AGM7	31-MHD		31-HD	31-XHD			
2021-11	Low Entry	12.5L	31T ²	925	31-AGM7	31-MHD		31-HD	31-XHD			
2021-10	Low Entry	8.1L	31T ²	925	31-AGM7	31-MHD		31-HD	31-XHD			
2021-09	Low Entry	11.1L	31T ²	925	31-AGM7	31-MHD		31-HD	31-XHD			
2021-08	Low Entry	7.2L	31T ²	925	31-AGM7	31-MHD		31-HD	31-XHD			
2021-07	Low Entry	5.9L	31T ²	925	31-AGM7	31-MHD		31-HD	31-XHD			
2021-06	Low Entry	10.8L	31T ²	925	31-AGM7	31-MHD		31-HD	31-XHD			
2021-05	Low Entry	8.3L	31T ²	925	31-AGM7	31-MHD		31-HD	31-XHD			
Agriculture Agrícola Agriculture	Diamond Reo • Class 8 Truck											
	1996-90	12064DD		31T ³	700	31-AGM7	31-MHD	31-ECL	31-LHD	31-XHD		
	1996-93	C11664D		31T ³	700	31-AGM7	31-MHD	31-ECL	31-LHD	31-XHD		
	1989	C11664D		31T ³	700	31-AGM7	31-MHD	31-ECL	31-LHD	31-XHD		
	1988-81	C11664D		7D ⁴	950				4-XHD			
	Industrial Industrial Industriel	Diamond Reo • Medium/Heavy Truck										
		1992-90	C116	10.0L	31T ³	700	31-AGM7	31-MHD	31-ECL	31-LHD	31-XHD	
		1992-90	C116	14.0L	31T ³	700	31-AGM7	31-MHD	31-ECL	31-LHD	31-XHD	
		1991-90	C116	14.6L	31T ³	700	31-AGM7	31-MHD	31-ECL	31-LHD	31-XHD	
		1998	C120	10.8L	31T ³	700	31-AGM7	31-MHD	31-ECL	31-LHD	31-XHD	
1998		C120	14.0L	31T ³	700	31-AGM7	31-MHD	31-ECL	31-LHD	31-XHD		
1997		C120	14.6L	31T ³	700	31-AGM7	31-MHD	31-ECL	31-LHD	31-XHD		
Lawn & Garden Césped y Jardín Jardin et Pelouse		Dodge • Medium/Heavy Truck										
		1981	D400, D450	5.9L	24	375	MTZ-34 ¹	C24-XHD		MT-24	MTP-24	
		1981	D400, D450		24	500	MTZ-34 ¹	C24-XHD		MT-24	MTP-24	
	1980-78	D400, D450	5.9L	24C	N/A	MTZ-34 ¹	C24-XHD		MTP-24	MTP-24		
	1978	D400, D450	7.2L	27C	N/A		C24-XHD		MTP-27	MTP-24		
	2010	Ram 4500, Ram 5500		94R ²	730	MTX-94R/H7			MTP-94R/H7			
	2009	Ram 4500, Ram 5500		65 ^{2,57}	750	MTX-65	C65-XHD		MTP-65			
	2008	Ram 4500, Ram 5500	6.7L	65 ^{2,57}	800	-			MTP-65HD			
	2008	Ram 4500, Ram 5500		65 ^{2,57}	800	-			MTP-65HD			
	Reference Referencia Référence											

Year	Model	Options	Group Size	Rating (CCA)	AGM	XHD/MHD	ECL	Alternate 1	Alternate 2
El Dorado • Medium/Heavy Truck									
2021-07	Axess	8.3L, 8.9L, 9.0L	8D	1150	8D-AGMX	8D-XHD		8D-MHD	
2005	Axess	8.3L	8D	1150	8D-AGMX	8D-XHD		8D-MHD	
2004-03	E Z Rider	All	8D	1150	8D-AGMX	8D-XHD		8D-MHD	
2007-03	E Z Rider II	All	8D	1150	8D-AGMX	8D-XHD		8D-MHD	
2021-06	E Z Rider II Max	All	8D	1150	8D-AGMX	8D-XHD		8D-MHD	
2008-03	Escort RE	All	8D	1150	8D-AGMX	8D-XHD		8D-MHD	
2008-03	Transmark RE	5.9L, 8.3L	8D	1150	8D-AGMX	8D-XHD		8D-MHD	
2010	Transmark RE	5.9L, 8.3L	8D	1150	8D-AGMX	8D-XHD		8D-MHD	
2014-13	Transmark XHF	8.9L	8D	1150	8D-AGMX	8D-XHD		8D-MHD	
2019	Transmark XHF	8.9L	8D	1150	8D-AGMX	8D-XHD		8D-MHD	
2007	Transmark XHF	5.9L, 8.3L, 8.9L	8D	1150	8D-AGMX	8D-XHD		8D-MHD	
Emergency One • Medium/Heavy Truck									
2021-02	Emergency One	10.8L	N/A ⁴	650					
2021-02	Emergency One	10.8L	31T ⁴	650	31-AGM7	31-MHD	31-ECL	31-LHD	31-VHD
2021-02	Emergency One	12.1L	31T ⁴	650	31-AGM7	31-MHD	31-ECL	31-LHD	31-VHD
2021-02	Emergency One	12.7L	31T ⁴	650	31-AGM7	31-MHD	31-ECL	31-LHD	31-VHD
2021-02	Emergency One	14.0L	31T ⁴	650	31-AGM7	31-MHD	31-ECL	31-LHD	31-VHD
2021-02	Emergency One	7.6L	31T ⁴	650	31-AGM7	31-MHD	31-ECL	31-LHD	31-VHD
2021-02	Emergency One	8.2L	31T ⁴	650	31-AGM7	31-MHD	31-ECL	31-LHD	31-VHD
2021-02	Emergency One	8.3L	31T ⁴	650	31-AGM7	31-MHD	31-ECL	31-LHD	31-VHD
2021-02	Emergency One	8.9L	31T ⁴	650	31-AGM7	31-MHD	31-ECL	31-LHD	31-VHD
2002-97	Emergency One	14.0L	31T ⁴	650	31-AGM7	31-MHD	31-ECL	31-LHD	31-VHD
2002-97	Emergency One	9.0L	31T ⁴	650	31-AGM7	31-MHD	31-ECL	31-LHD	31-VHD
2001-98	Emergency One	8.5L	31T ⁴	650	31-AGM7	31-MHD	31-ECL	31-LHD	31-VHD
2000	Emergency One	12.7L	31T ⁴	650	31-AGM7	31-MHD	31-ECL	31-LHD	31-VHD
2000	Emergency One	7.6L	31T ⁴	650	31-AGM7	31-MHD	31-ECL	31-LHD	31-VHD
1998	Emergency One	11.0L	31T ⁴	650	31-AGM7	31-MHD	31-ECL	31-LHD	31-VHD
1997	Emergency One	7.0L	31T ⁴	650	31-AGM7	31-MHD	31-ECL	31-LHD	31-VHD
1997	Emergency One	7.6L	31T ⁴	650	31-AGM7	31-MHD	31-ECL	31-LHD	31-VHD
E-One • Class 8 Fire/Crash									
1996-84	Crash Titan, Cyclone, Hurricane		31T ⁴	650	31-AGM7	31-MHD	31-ECL	31-LHD	31-VHD
1996	Cyclone II		31T ⁴	650	31-AGM7	31-MHD	31-ECL	31-LHD	31-VHD
1996-90	Protector	All	31T ⁴	650	31-AGM7	31-MHD	31-ECL	31-LHD	31-VHD
EVOBUS • Medium/Heavy Truck									
2019-12	S407	12.8L	8D ²	1150	8D-AGMX	8D-XHD		8D-MHD	
2019-12	S407		31T ²	1150	31-AGMX	31-XHD ⁴⁸			
2020-12	S417	All	8D ²	1150	8D-AGMX	8D-XHD		8D-MHD	
2020-03	S417		31T ²	1150	31-AGMX	31-XHD ⁴⁸			
2019-12	S417		31T ²	1150	31-AGMX	31-XHD ⁴⁸			
Ford • Class 8 Truck									
2016-03	FT800		64 ²	535				MT-56	
1990-87	FT900		64 ²	535				MT-56	
1984	FT900		64 ²	535				MT-56	
1981	FT900		64 ²	535				MT-56	
1996-94	LL9000, LLA9000, LLS9000, LN9000, LNT9000, LS9000, LT9000, LTA9000, LTL9000, LTLA9000, LTLS9000, LTS9000		31T ²	900	31-AGM7	31-MHD		31-HD	31-XHD
1996-94	LL9000, LLA9000, LLS9000, LN9000, LNT9000, LT9000, LTA9000, LTL9000, LTLA9000, LTLS9000, LTS9000		31T ³	655	31-AGM7	31-MHD	31-ECL	31-LHD	31-VHD
1991-89	LLA9000		31T ²	655	31-AGM7	31-MHD	31-ECL	31-LHD	31-VHD
1993-89	LLS9000		31T ²	655	31-AGM7	31-MHD	31-ECL	31-LHD	31-VHD
1996-93	LNT8000		64 ²	535				MT-56	
1996	Louisville		31T ²	655	31-AGM7	31-MHD	31-ECL	31-LHD	31-VHD
1996	Louisville		31T ²	900	31-AGM7	31-MHD		31-HD	31-XHD
1994	Louisville		31T ²	655	31-AGM7	31-MHD	31-ECL	31-LHD	31-VHD
1994	Louisville		64 ²	535				MT-56	
1994	Louisville		31T ²	900	31-AGM7	31-MHD		31-HD	31-XHD
1994	Louisville		31T ^{2,3}	625	31-AGM7	31-MHD	31-ECL	31-LHD	31-VHD
1994	Louisville		31T ^{2,3}	900	31-AGM7	31-MHD		31-HD	31-XHD
1995-89	LS8000, LTS8000		64 ²	535				MT-56	
1996-94	LS9000		31T ³	625	31-AGM7	31-MHD	31-ECL	31-LHD	31-VHD
1993-89	LS9000		31T ³	550	31-AGM7	31-MHD	31-ECL	31-LHD	31-VHD
1993-89	LS9000		31T ³	625	31-AGM7	31-MHD	31-ECL	31-LHD	31-VHD
1986-83	LS9000		31T ²	655	31-AGM7	31-MHD	31-ECL	31-LHD	31-VHD
1996-89	LT8000		64 ²	535				MT-56	
1993-87	LTA9000, LTLA9000, LTLS9000		31T ²	655	31-AGM7	31-MHD	31-ECL	31-LHD	31-VHD
1993-81	LTL9000		31T ²	655	31-AGM7	31-MHD	31-ECL	31-LHD	31-VHD
1993-82	LTS9000		31T ²	655	31-AGM7	31-MHD	31-ECL	31-LHD	31-VHD
Ford • Medium/Heavy Truck									
1998-96	A9513	10.3L	31T ²	655	31-AGM7	31-MHD	31-ECL	31-LHD	31-VHD
1998-96	A9513	10.5L	31T ²	655	31-AGM7	31-MHD	31-ECL	31-LHD	31-VHD

Automotive & Light Truck
Automotrices y Camiones
Livianos
Automobile et Camionnette

Heavy-Duty Truck
Camiones Para Servicio Pesado
Poids Lourds

Agriculture
Agricultura
Agriculture

Industrial
Industrial
Industrial

Lawn & Garden
Césped y Jardín
Jardin et Pelouse

Powersports
Vehículos Deportivos
Sports Motorisés

Reference
Referencia
Référence

	Year	Model	Options	Group Size	Rating (CCA)	AGM	XHD/MHD	ECL	Alternate 1	Alternate 2	
Automotive & Light Truck Automotrices y Camiones Livianos Automobile et Camionnette	Ford • Medium/Heavy Truck (continued)										
	1998-96	A9513	10.8L	31T ²	655	31-AGM7	31-MHD	31-ECL	31-LHD	31-VHD	
	1998-96	A9513	11.1L	31T ²	655	31-AGM7	31-MHD	31-ECL	31-LHD	31-VHD	
	1998-96	A9513	12.7L	31T ²	655	31-AGM7	31-MHD	31-ECL	31-LHD	31-VHD	
	1998-96	A9513	14.0L	31T ²	655	31-AGM7	31-MHD	31-ECL	31-LHD	31-VHD	
	1998-96	A9513	14.6L	31T ²	655	31-AGM7	31-MHD	31-ECL	31-LHD	31-VHD	
	1998-96	A9513		31T ²	900	31-AGM7	31-MHD		31-HD	31-XHD	
	1998-97	A9513, AT9513, AT9522, L9501, L9513, LT9501, LT9513, LT9522	12.0L	31T ²	655	31-AGM7	31-MHD	31-ECL	31-LHD	31-VHD	
	1998-97	A9513, AT9513, AT9522, L9501, L9513, LT9501, LT9513, LT9522		31T ²	900	31-AGM7	31-MHD		31-HD	31-XHD	
	1997	A9522, AT9522, L9000, LA9000, LLA9000, LS9000, LT9000, LTA9000, LTLS9000, LTS9000	10.3L	31T ²	655	31-AGM7	31-MHD	31-ECL	31-LHD	31-VHD	
1997	A9522, AT9522, L9000, LLA9000, LS9000, LT9000, LTA9000, LTLS9000, LTS9000		31T ²	900	31-AGM7	31-MHD		31-HD	31-XHD		
1997	A9522, L9000, LT9000, LTA9000, LTLA9000, LTS9000	12.7L	31T ²	655	31-AGM7	31-MHD	31-ECL	31-LHD	31-VHD		
1997	A9522, L9000, LT9000, LTA9000, LTLA9000, LTS9000		31T ²	900	31-AGM7	31-MHD		31-HD	31-XHD		
Heavy-Duty Truck Camiones Para Servicio Pesado Poids Lourds	1998-97	AT9513, AT9522, L9501, L9513, LT9501, LT9513, LT9522	10.8L	31T ²	655	31-AGM7	31-MHD	31-ECL	31-LHD	31-VHD	
	1998-97	AT9513, AT9522, L9501, L9513, LT9501, LT9513, LT9522		31T ²	900	31-AGM7	31-MHD		31-HD	31-XHD	
	1998-97	AT9513, AT9522, L9513, LT9501, LT9513, LT9522	14.0L	31T ²	655	31-AGM7	31-MHD	31-ECL	31-LHD	31-VHD	
	1998-97	AT9513, AT9522, L9513, LT9501, LT9513, LT9522		31T ²	900	31-AGM7	31-MHD		31-HD	31-XHD	
	1998-97	AT9513, AT9522, L9513, LT9513, LT9522	12.7L	31T ²	655	31-AGM7	31-MHD	31-ECL	31-LHD	31-VHD	
	1998-97	AT9513, AT9522, L9513, LT9513, LT9522		31T ²	900	31-AGM7	31-MHD		31-HD	31-XHD	
	1998-97	AT9513, AT9522, L9513, LT9513, LT9522	14.6L	31T ²	655	31-AGM7	31-MHD	31-ECL	31-LHD	31-VHD	
	1998-97	AT9513, AT9522, L9513, LT9513, LT9522		31T ²	900	31-AGM7	31-MHD		31-HD	31-XHD	
	1997	AT9513, L9000, LA9000, LT9000, LTS9000	10.5L	31T ²	655	31-AGM7	31-MHD	31-ECL	31-LHD	31-VHD	
	1998-97	AT9513, L9501, L9513, LT9501, LT9513, LT9522	10.3L	31T ²	655	31-AGM7	31-MHD	31-ECL	31-LHD	31-VHD	
Agriculture Agrícola Agriculture	1998-97	AT9513, L9501, L9513, LT9501, LT9513, LT9522		31T ²	900	31-AGM7	31-MHD		31-HD	31-XHD	
	1998-97	AT9513, L9513, LT9513	11.1L	31T ²	655	31-AGM7	31-MHD	31-ECL	31-LHD	31-VHD	
	1998-97	AT9513, L9513, LT9513		31T ²	900	31-AGM7	31-MHD		31-HD	31-XHD	
	1997	AT9513, LT9000, LTS9000		31T ²	900	31-AGM7	31-MHD		31-HD	31-XHD	
	1998	AT9522, LT9501, LT9511	11.1L	31T ²	655	31-AGM7	31-MHD	31-ECL	31-LHD	31-VHD	
	1998	AT9522, LT9501, LT9511		31T ²	900	31-AGM7	31-MHD		31-HD	31-XHD	
	1989-88	B600	7.0L	63	450				MT-56		
	1989-88	B600		64	535				MT-56		
	1989-87	B600, B700	6.6L	64 ²	535				MT-56		
	1989-80	B600, B700	6.1L	63	450				MT-56		
1989-80	B600, B700		64	535				MT-56			
1987-80	B600, B700, F600, F700, F800	8.2L	64 ²	535				MT-56			
1989-80	B700	7.0L	63	450				MT-56			
1989-80	B700		64	535				MT-56			
Lawn & Garden Césped y Jardín Jardin et Pelouse	1983	B7000, F700		64	535				MT-56		
	1987-83	B7000, F7000, F8000	10.4L	31T ²	655	31-AGM7	31-MHD	31-ECL	31-LHD	31-VHD	
	1986-80	C600, C700	8.2L	64 ²	535				MT-56		
	1986-80	C600, C700, C800, F700, FT800	6.1L	62	380				MT-56		
	1985-80	C600, C700, L800, LN600, LN700, LN800		64	535				MT-56		
	1986-80	C700, C800, FT800	7.0L	62	380				MT-56		
	1986-80	C700, C800, FT800		64	535				MT-56		
	1986-83	C7000	10.4L	31T ²	655	31-AGM7	31-MHD	31-ECL	31-LHD	31-VHD	
	1982-80	C7000, C8000	10.4L	64 ²	535				MT-56		
	1986-84	C800	8.2L	64 ²	535				MT-56		
Powersports Vehículos Deportivos Sports Motorisés	1983	C800	8.2L	62	380				MT-56		
	1983	C800		64	535				MT-56		
	1982-80	C800	8.2L	64 ²	535				MT-56		
	1986-80	C800, F700, FT800		64	535				MT-56		
	1989-83	C8000	10.4L	31T ²	655	31-AGM7	31-MHD	31-ECL	31-LHD	31-VHD	
	1990-86	CF6000	6.6L	62 ²	380				MT-56		
	1990-86	CF6000		64 ²	535				MT-56		
	1996-93	CF7000	5.9L	62 ²	380				MT-56		
	1996-93	CF7000		64 ²	535				MT-56		
	1993-86	CF7000	6.6L	62 ²	380				MT-56		
Reference Referencia Référence	1993-86	CF7000		64 ²	535				MT-56		
	1997	CF7000, CF8000	5.9L	62	380				MT-56		
	1997	CF7000, CF8000		64	535				MT-56		
	1994-87	CF8000	7.8L	62 ²	380				MT-56		
	1994-87	CF8000		64 ²	535				MT-56		
	1987	CF8000	6.6L	62 ²	380				MT-56		
	1987	CF8000		64 ²	535				MT-56		
	1997	CF8000, CFT8000	8.3L	62	380				MT-56		
	1997	CF8000, CFT8000		64	535				MT-56		
	1996-93	CF8000, CFT8000	8.3L	62 ²	380				MT-56		
1996-93	CF8000, CFT8000		64 ²	535				MT-56			
1993-92	CFT8000	7.8L	62 ²	380				MT-56			

Year	Model	Options	Group Size	Rating (CCA)	AGM	XHD/MHD	ECL	Alternate 1	Alternate 2
Ford • Medium/Heavy Truck (continued)									
1993-92	CFT8000		64 ²	535				MT-56	
1990-88	CFT8000	7.8L	62 ²	380				MT-56	
1990-88	CFT8000		64 ²	535				MT-56	
1991-89	CL9000	10.0L	31T ³	550	31-AGM7	31-MHD	31-ECL	31-LHD	31-VHD
1991-89	CL9000		31T ³	625	31-AGM7	31-MHD	31-ECL	31-LHD	31-VHD
1988-85	CL9000	14.6L	31T ²	655	31-AGM7	31-MHD	31-ECL	31-LHD	31-VHD
1986-85	CL9000	9.0L	31T ²	655	31-AGM7	31-MHD	31-ECL	31-LHD	31-VHD
1983-81	CL9000	14.6L	31T ²	655	31-AGM7	31-MHD	31-ECL	31-LHD	31-VHD
1983-81	CL9000	9.0L	31T ²	655	31-AGM7	31-MHD	31-ECL	31-LHD	31-VHD
1983	CL9000	12.1L	31T ²	655	31-AGM7	31-MHD	31-ECL	31-LHD	31-VHD
1991-89	CL9000, CLT9000	14.0L	31T ³	550	31-AGM7	31-MHD	31-ECL	31-LHD	31-VHD
1991-89	CL9000, CLT9000	14.6L	31T ³	550	31-AGM7	31-MHD	31-ECL	31-LHD	31-VHD
1991-89	CL9000, CLT9000		31T ³	625	31-AGM7	31-MHD	31-ECL	31-LHD	31-VHD
1988-81	CL9000, CLT9000, L9000	14.0L	31T ²	655	31-AGM7	31-MHD	31-ECL	31-LHD	31-VHD
1981	CL9000, L9000	9.3L	31T ²	655	31-AGM7	31-MHD	31-ECL	31-LHD	31-VHD
1988-87	CL9000, LS9000	10.0L	31T ²	655	31-AGM7	31-MHD	31-ECL	31-LHD	31-VHD
1991-90	CLT9000	10.0L	31T ³	550	31-AGM7	31-MHD	31-ECL	31-LHD	31-VHD
1991-90	CLT9000		31T ³	625	31-AGM7	31-MHD	31-ECL	31-LHD	31-VHD
1988	CLT9000	10.0L	31T ²	655	31-AGM7	31-MHD	31-ECL	31-LHD	31-VHD
1986-81	CLT9000	12.1L	31T ²	655	31-AGM7	31-MHD	31-ECL	31-LHD	31-VHD
1986	CLT9000	14.8L	31T ²	655	31-AGM7	31-MHD	31-ECL	31-LHD	31-VHD
1988-81	CLT9000, L9000	14.6L	31T ²	655	31-AGM7	31-MHD	31-ECL	31-LHD	31-VHD
1986-81	CLT9000, L9000, LT9000	9.0L	31T ²	655	31-AGM7	31-MHD	31-ECL	31-LHD	31-VHD
2002-00	E-450 Econoline Super Duty		65	750	MTX-65	C65-XHD		MTP-65	
2002-00	E-450 Econoline Super Duty		65	650	MTX-65	C65-XHD		MT-65	MTP-65
2002-00	E-450 Econoline Super Duty		65 ²	750	MTX-65	C65-XHD		MTP-65	
2002-00	E-450 Econoline Super Duty		65 ³¹	625	MTX-65	C65-XHD		MT-65	MTP-65
2023-21	E-450 Super Duty	All	65 ²	750	MTX-65	C65-XHD		MTP-65	
2019-07	E-450 Super Duty		65 ³¹	750	MTX-65	C65-XHD		MTP-65	
2019-06	E-450 Super Duty		65	650	MTX-65	C65-XHD		MT-65	MTP-65
2019-03	E-450 Super Duty		65	650	MTX-65	C65-XHD		MT-65	MTP-65
2010-04	E-450 Super Duty		65 ²	750	MTX-65	C65-XHD		MTP-65	
2006-03	E-450 Super Duty		65 ³¹	625	MTX-65	C65-XHD		MT-65	MTP-65
2006	E-450 Super Duty		65 ³¹	625	MTX-65	C65-XHD		MT-65	MTP-65
2004-03	E-450 Super Duty		65	650	MTX-65	C65-XHD		MT-65	MTP-65
2004-03	E-450 Super Duty		65 ³¹	625	MTX-65	C65-XHD		MT-65	MTP-65
2003	E-450 Super Duty, E-550 Super Duty		65 ²	750	MTX-65	C65-XHD		MTP-65	
2002	E-550 Econoline Super Duty		65	750	MTX-65	C65-XHD		MTP-65	
2002	E-550 Econoline Super Duty		65 ²	750	MTX-65	C65-XHD		MTP-65	
2002	E-550 Econoline Super Duty		65 ³¹	625	MTX-65	C65-XHD		MT-65	MTP-65
2003	E-550 Super Duty		65	650	MTX-65	C65-XHD		MT-65	MTP-65
2003	E-550 Super Duty		65 ³¹	625	MTX-65	C65-XHD		MT-65	MTP-65
1999-97	Econoline Super Duty		65	750	MTX-65	C65-XHD		MTP-65	
1999-97	Econoline Super Duty		65	650	MTX-65	C65-XHD		MT-65	MTP-65
1999-97	Econoline Super Duty		65 ²	750	MTX-65	C65-XHD		MTP-65	
1999-97	Econoline Super Duty		65 ³¹	625	MTX-65	C65-XHD		MT-65	MTP-65
1996	Econoline Super Duty		65	850	-			MTP-65HD	
1996	Econoline Super Duty		50	600		C50-XHD			
1996	Econoline Super Duty		65	650	MTX-65	C65-XHD		MT-65	MTP-65
1996	Econoline Super Duty		50 ³¹	500		C50-XHD ⁴⁸			
1997-95	F Super Duty		65 ²	750	MTX-65	C65-XHD		MTP-65	
1997	F Super Duty		65	750	MTX-65	C65-XHD		MTP-65	
1996-90	F Super Duty	7.5L	65	650	MTX-65	C65-XHD		MT-65	MTP-65
1996-90	F Super Duty		65	850	-			MTP-65HD	
1996-90	F Super Duty		65 ²	850	-			MTP-65HD	
1997	F Super Duty, F53	7.5L	59	540				MT-59	
2022-20	F-450 Super Duty, F-550 Super Duty		65	750	MTX-65	C65-XHD		MTP-65	
2022-11	F-450 Super Duty, F-550 Super Duty		65 ²	750	MTX-65	C65-XHD		MTP-65	
2019-99	F-450 Super Duty, F-550 Super Duty	6.8L	65	650	MTX-65	C65-XHD		MT-65	MTP-65
2019-99	F-450 Super Duty, F-550 Super Duty		65	750	MTX-65	C65-XHD		MTP-65	
2010-08	F-450 Super Duty, F-550 Super Duty		65 ²	750	MTX-65	C65-XHD		MTP-65	
2007-03	F-450 Super Duty, F-550 Super Duty		65 ²	750	MTX-65	C65-XHD		MTP-65	
2003-99	F-450 Super Duty, F-550 Super Duty		65 ²	750	MTX-65	C65-XHD		MTP-65	
2021-20	F53		65	750	MTX-65	C65-XHD		MTP-65	
2021-20	F53		31T	950	31-AGMX	31-MHD		31-XHD	
2019-18	F53	6.8L	31T	950	31-AGMX	31-MHD		31-XHD	
2017-11	F53	6.8L	65	750	MTX-65	C65-XHD		MTP-65	
2009-06	F53	6.8L	65	750	MTX-65	C65-XHD		MTP-65	
2004-99	F53	6.8L	65	750	MTX-65	C65-XHD		MTP-65	
1996-89	F53	7.5L	65	650	MTX-65	C65-XHD		MT-65	MTP-65
1988	F53	7.5L	64	535				MT-56	
2021-20	F59		65	750	MTX-65	C65-XHD		MTP-65	

Automotive & Light Truck
Automotrices y Camiones
Livianos
Automobile et Camionnette

Heavy-Duty Truck
Camiones Para Servicio Pesado
Poids Lourds

Agriculture
Agrícola
Agriculture

Industrial
Industrial
Industrial

Lawn & Garden
Césped y Jardín
Jardin et Pelouse

Powersports
Vehículos Deportivos
Sports Motorises

Reference
Referencia
Référence

	Year	Model	Options	Group Size	Rating (CCA)	AGM	XHD/MHD	ECL	Alternate 1	Alternate 2	
Automotive & Light Truck Automotrices y Camiones Livianos Automobile et Camionnette	Ford • Medium/Heavy Truck (continued)										
	2021-20	F59		31T	950	31-AGMX	31-MHD		31-XHD		
	2019-18	F59	6.8L	31T	950	31-AGMX	31-MHD		31-XHD		
	2017-16	F59	6.8L	31T	950	31-AGMX	31-XHD		31-XHD		
	2015-11	F59	6.8L	65	750	MTX-65	C65-XHD		MTP-65		
	1994-89	F59		65 ²	750	MTX-65	C65-XHD		MTP-65		
	1988	F59		64	535				MT-56		
	1994-93	F600	5.9L	64 ²	535				MT-56		
	1994-80	F600	7.0L	62	380				MT-56		
	1994-80	F600		64	535				MT-56		
Heavy-Duty Truck Camiones Para Servicio Pesado Poids Lourds	1989-87	F600	7.8L	64 ²	535				MT-56		
	2022-21	F600 Super Duty		65 ²	750	MTX-65	C65-XHD		MTP-65		
	2022-21	F600 Super Duty		65	750	MTX-65	C65-XHD		MTP-65		
	1993-86	F600, F700	6.6L	64 ²	535				MT-56		
	1991-80	F600, F800	6.1L	62	380				MT-56		
	1991-80	F600, F800		64	535				MT-56		
	2023-21	F650		31T ²	900	31-AGM7	31-MHD		31-HD	31-XHD	
	2023-15	F650	6.7L	31T	750	31-AGM7	31-MHD		31-LHD	31-VHD	
	2022-21	F650	6.7L	31T ²	750	31-AGM7	31-MHD		31-LHD	31-VHD	
	2022-21	F650		31T ^{2,3}	900	31-AGM7	31-MHD		31-HD	31-XHD	
Agriculture Agrícola Agriculture	2019-16	F650	6.8L	31T	900	31-AGM7	31-MHD		31-HD	31-XHD	
	2019-16	F650		31T ²	900	31-AGM7	31-MHD		31-HD	31-XHD	
	2019-15	F650		31T ^{2,3}	900	31-AGM7	31-MHD		31-HD	31-XHD	
	2013-12	F650	6.8L	65 ^{2,3}	650	MTX-65	C65-XHD		MT-65	MTP-65	
	2013-12	F650		65 ^{2,3}	750	MTX-65	C65-XHD		MTP-65		
	2013-08	F650	6.7L	31T ^{2,3}	625	31-AGM7	31-MHD	31-ECL	31-LHD	31-VHD	
	2013-08	F650		31T ^{2,3}	900	31-AGM7	31-MHD		31-HD	31-XHD	
	2010-00	F650	7.2L	31T ^{2,3}	625	31-AGM7	31-MHD	31-ECL	31-LHD	31-VHD	
	2010-00	F650		31T ^{2,3}	900	31-AGM7	31-MHD		31-HD	31-XHD	
	2008-04	F650	6.0L	31T ^{2,3}	625	31-AGM7	31-MHD	31-ECL	31-LHD	31-VHD	
Industrial Industrial Industriel	2008-04	F650		31T ^{2,3}	900	31-AGM7	31-MHD		31-HD	31-XHD	
	2008-00	F650	5.9L	31T ^{2,3}	625	31-AGM7	31-MHD	31-ECL	31-LHD	31-VHD	
	2008-00	F650		31T ^{2,3}	900	31-AGM7	31-MHD		31-HD	31-XHD	
	2003-00	F650	7.3L	31T ^{2,3}	625	31-AGM7	31-MHD	31-ECL	31-LHD	31-VHD	
	2003-00	F650		31T ^{2,3}	900	31-AGM7	31-MHD		31-HD	31-XHD	
	2015	F650	6.8L	31T ^{2,3}	700	31-AGM7	31-MHD	31-ECL	31-LHD	31-VHD	
	2015	F650		31T ^{2,3}	950	31-AGMX	31-MHD		31-XHD		
	1998-80	F700	7.0L	62	380				MT-56		
	1998-80	F700		64	535				MT-56		
	1991-88	F700	6.1L	62	380				MT-56		
Lawn & Garden Césped y Jardín Jardin et Pelouse	1991-88	F700		64	535				MT-56		
	1991-87	F700	7.8L	64 ²	535				MT-56		
	1989-87	F700	10.4L	31T ²	655	31-AGM7	31-MHD	31-ECL	31-LHD	31-VHD	
	1987	F700	6.1L	64	380				MT-56		
	1987	F700		62	535				MT-56		
	1983	F700	10.4L	62	380				MT-56		
	1983	F700		31T ²	655	31-AGM7	31-MHD	31-ECL	31-LHD	31-VHD	
	1980	F700	10.4L	62	380				MT-56		
	1980	F700		64	535				MT-56		
	1997-93	F700, LN7000	5.9L	64 ²	535				MT-56		
Powersports Vehículos Deportivos Sports Motorisés	2022-21	F750	6.7L	31T ²	750	31-AGM7	31-MHD		31-LHD	31-VHD	
	2022-21	F750		31T ^{2,3}	900	31-AGM7	31-MHD		31-HD	31-XHD	
	2019-16	F750	6.8L	31T	900	31-AGM7	31-MHD		31-HD	31-XHD	
	2019-16	F750		31T ²	900	31-AGM7	31-MHD		31-HD	31-XHD	
	2019-15	F750	6.7L	31T ²	750	31-AGM7	31-MHD		31-LHD	31-VHD	
	2019-15	F750		31T ^{2,3}	900	31-AGM7	31-MHD		31-HD	31-XHD	
	2013	F750	6.7L	31T ^{2,3}	625	31-AGM7	31-MHD	31-ECL	31-LHD	31-VHD	
	2013	F750		31T ^{2,3}	900	31-AGM7	31-MHD		31-HD	31-XHD	
	2012-08	F750	6.7L	31T ³	625	31-AGM7	31-MHD	31-ECL	31-LHD	31-VHD	
	2012-08	F750		31T ³	900	31-AGM7	31-MHD		31-HD	31-XHD	
Reference Referencia Référence	2010-00	F750	7.2L	31T ³	625	31-AGM7	31-MHD	31-ECL	31-LHD	31-VHD	
	2010-00	F750		31T ³	900	31-AGM7	31-MHD		31-HD	31-XHD	
	2008-04	F750	6.0L	31T ³	625	31-AGM7	31-MHD	31-ECL	31-LHD	31-VHD	
	2008-04	F750		31T ³	900	31-AGM7	31-MHD		31-HD	31-XHD	
	2008-00	F750	5.9L	31T ³	625	31-AGM7	31-MHD	31-ECL	31-LHD	31-VHD	
	2008-00	F750		31T ³	900	31-AGM7	31-MHD		31-HD	31-XHD	
	2003-00	F750	7.3L	31T ³	625	31-AGM7	31-MHD	31-ECL	31-LHD	31-VHD	
	2003-00	F750		31T ³	900	31-AGM7	31-MHD		31-HD	31-XHD	
	2021	F750	7.3L	31T	900	31-AGM7	31-MHD		31-HD	31-XHD	
	1999-93	F800	5.9L	64 ²	535				MT-56		
1998-97	F800	7.0L	62	380				MT-56			
1998-97	F800		64	535				MT-56			
1998	F800	8.3L	64 ²	535				MT-56			

Year	Model	Options	Group Size	Rating (CCA)	AGM	XHD/MHD	ECL	Alternate 1	Alternate 2
Ford • Medium/Heavy Truck (continued)									
1997	F800	8.3L	62 ²	380				MT-56	
1997	F800		64 ²	535				MT-56	
1996-92	F800	8.3L	64 ²	535				MT-56	
1993-86	F800	7.8L	64 ²	535				MT-56	
1990-80	F800	7.0L	62	380				MT-56	
1990-80	F800		64	535				MT-56	
1998-97	F800 LPO	5.9L	64 ²	535				MT-56	
1990-88	FT800	6.1L	62	380				MT-56	
1990-88	FT800	7.0L	62	380				MT-56	
1990-88	FT800		64	535				MT-56	
1986-85	FT900	8.2L	64 ²	535				MT-56	
1985-80	L800, LN600, LN700, LN800	6.1L	63	450				MT-56	
1985-80	L800, LN700, LN800	7.0L	63	450				MT-56	
1985-80	L800, LN700, LN800		64	535				MT-56	
1997	L8000F, LA8000F, LS8000F, LT8000F, LTS8000F	8.3L	31T ²	655	31-AGM7	31-MHD	31-ECL	31-LHD	31-VHD
1997	L8000F, LA8000F, LS8000F, LT8000F, LTS8000F		31T ²	900	31-AGM7	31-MHD		31-HD	31-XHD
1998-97	L8501	5.9L	31T ²	655	31-AGM7	31-MHD	31-ECL	31-LHD	31-VHD
1998-97	L8501		31T ²	900	31-AGM7	31-MHD		31-HD	31-XHD
1998-97	L8501, L8513, LT8501, LT8513	7.2L	31T ²	655	31-AGM7	31-MHD	31-ECL	31-LHD	31-VHD
1998-97	L8501, L8513, LT8501, LT8513	8.3L	31T ²	655	31-AGM7	31-MHD	31-ECL	31-LHD	31-VHD
1998-97	L8501, L8513, LT8501, LT8513		31T ²	900	31-AGM7	31-MHD		31-HD	31-XHD
1998	L8511, LT8511	7.2L	31T ²	655	31-AGM7	31-MHD	31-ECL	31-LHD	31-VHD
1998	L8511, LT8511	8.3L	31T ²	655	31-AGM7	31-MHD	31-ECL	31-LHD	31-VHD
1998	L8511, LT8511		31T ²	900	31-AGM7	31-MHD		31-HD	31-XHD
1997-95	L9000		31T ²	900	31-AGM7	31-MHD		31-HD	31-XHD
1997-94	L9000		31T ²	900	31-AGM7	31-MHD		31-HD	31-XHD
1996-95	L9000	10.8L	31T ³	625	31-AGM7	31-MHD	31-ECL	31-LHD	31-VHD
1996-94	L9000	10.0L	31T ³	625	31-AGM7	31-MHD	31-ECL	31-LHD	31-VHD
1996-94	L9000	10.5L	31T ³	625	31-AGM7	31-MHD	31-ECL	31-LHD	31-VHD
1996-94	L9000	11.1L	31T ³	625	31-AGM7	31-MHD	31-ECL	31-LHD	31-VHD
1996-94	L9000	14.0L	31T ³	625	31-AGM7	31-MHD	31-ECL	31-LHD	31-VHD
1996-94	L9000	14.6L	31T ³	625	31-AGM7	31-MHD	31-ECL	31-LHD	31-VHD
1995	L9000	10.3L	31T ³	625	31-AGM7	31-MHD	31-ECL	31-LHD	31-VHD
1995	L9000		31T ²	900	31-AGM7	31-MHD		31-HD	31-XHD
1993-89	L9000	10.0L	31T ³	550	31-AGM7	31-MHD	31-ECL	31-LHD	31-VHD
1993-89	L9000	10.5L	31T ³	550	31-AGM7	31-MHD	31-ECL	31-LHD	31-VHD
1993-89	L9000	14.0L	31T ³	550	31-AGM7	31-MHD	31-ECL	31-LHD	31-VHD
1993-89	L9000	14.6L	31T ³	550	31-AGM7	31-MHD	31-ECL	31-LHD	31-VHD
1993-89	L9000		31T ³	625	31-AGM7	31-MHD	31-ECL	31-LHD	31-VHD
1993	L9000	11.1L	31T ³	550	31-AGM7	31-MHD	31-ECL	31-LHD	31-VHD
1993	L9000		31T ³	625	31-AGM7	31-MHD	31-ECL	31-LHD	31-VHD
1992-90	L9000	10.3L	31T ³	550	31-AGM7	31-MHD	31-ECL	31-LHD	31-VHD
1992-90	L9000		31T ³	625	31-AGM7	31-MHD	31-ECL	31-LHD	31-VHD
1988-85	L9000	10.0L	31T ²	655	31-AGM7	31-MHD	31-ECL	31-LHD	31-VHD
1985-81	L9000	7.0L	31T ²	655	31-AGM7	31-MHD	31-ECL	31-LHD	31-VHD
1983	L9000	9.3L	31T ²	655	31-AGM7	31-MHD	31-ECL	31-LHD	31-VHD
1997	L9000, L9501, LA9000, LT9000, LTA9000, LTL9000, LTLA9000, LTLS9000, LTS9000	14.0L	31T ²	655	31-AGM7	31-MHD	31-ECL	31-LHD	31-VHD
1997	L9000, L9513, LT9000, LTA9000, LTL9000, LTLA9000, LTLS9000, LTS9000	14.6L	31T ²	655	31-AGM7	31-MHD	31-ECL	31-LHD	31-VHD
1997-94	L9000, LA9000		31T ²	900	31-AGM7	31-MHD		31-HD	31-XHD
1997	L9000, LA9000, LLA9000, LS9000, LT9000, LTA9000, LTL9000, LTLA9000, LTLS9000, LTS9000	10.8L	31T ²	655	31-AGM7	31-MHD	31-ECL	31-LHD	31-VHD
1997	L9000, LA9000, LS9000, LT9000, LTA9000, LTLA9000, LTS9000	11.1L	31T ²	655	31-AGM7	31-MHD	31-ECL	31-LHD	31-VHD
1997	L9000, LA9000, LS9000, LT9000, LTA9000, LTS9000	10.0L	31T ²	655	31-AGM7	31-MHD	31-ECL	31-LHD	31-VHD
1998-97	L9501, L9513, LT9501, LT9513	10.5L	31T ²	655	31-AGM7	31-MHD	31-ECL	31-LHD	31-VHD
1998-97	L9501, L9513, LT9501, LT9513		31T ²	900	31-AGM7	31-MHD		31-HD	31-XHD
1997	L9501, LT9000, LTA9000, LTL9000, LTLA9000, LTLS9000, LTS9000		31T ²	900	31-AGM7	31-MHD		31-HD	31-XHD
1998	L9511, L9522, LT9511	10.3L	31T ²	655	31-AGM7	31-MHD	31-ECL	31-LHD	31-VHD
1998	L9511, L9522, LT9511		31T ²	900	31-AGM7	31-MHD		31-HD	31-XHD
1998	L9511, LT9511	10.5L	31T ²	655	31-AGM7	31-MHD	31-ECL	31-LHD	31-VHD
1998	L9511, LT9511	10.8L	31T ²	655	31-AGM7	31-MHD	31-ECL	31-LHD	31-VHD
1998	L9511, LT9511	12.0L	31T ²	655	31-AGM7	31-MHD	31-ECL	31-LHD	31-VHD
1998	L9511, LT9511	14.0L	31T ²	655	31-AGM7	31-MHD	31-ECL	31-LHD	31-VHD
1998	L9511, LT9511		31T ²	900	31-AGM7	31-MHD		31-HD	31-XHD
1997	L9513, LT9000, LTA9000, LTL9000, LTLA9000, LTLS9000, LTS9000		31T ²	900	31-AGM7	31-MHD		31-HD	31-XHD
1997-94	LA9000		31T ²	900	31-AGM7	31-MHD		31-HD	31-XHD
1996-94	LA9000	10.0L	31T ³	655	31-AGM7	31-MHD	31-ECL	31-LHD	31-VHD
1996-94	LA9000	10.3L	31T ³	655	31-AGM7	31-MHD	31-ECL	31-LHD	31-VHD

Automotive & Light Truck
Automotrices y Camiones
Livianos
Automobile et Camionette

Heavy-Duty Truck
Camiones Para Servicio Pesado
Poids Lourds

Agriculture
Agrícola
Agriculture

Industrial
Industrial
Industrial

Lawn & Garden
Césped y Jardín
Jardin et Pelouse

Powersports
Vehículos Deportivos
Sports Motorises

Referencia
Referencia
Référence

	Year	Model	Options	Group Size	Rating (CCA)	AGM	XHD/MHD	ECL	Alternate 1	Alternate 2	
Automotive & Light Truck Automotrices y Camiones Livianos Automobile et Camionnette	Ford • Medium/Heavy Truck (continued)										
	1996-94	LA9000	10.5L	31T ³	655	31-AGM7	31-MHD	31-ECL	31-LHD	31-VHD	
	1996-94	LA9000	10.8L	31T ³	655	31-AGM7	31-MHD	31-ECL	31-LHD	31-VHD	
	1996-94	LA9000	11.1L	31T ³	655	31-AGM7	31-MHD	31-ECL	31-LHD	31-VHD	
	1996-94	LA9000	14.0L	31T ³	655	31-AGM7	31-MHD	31-ECL	31-LHD	31-VHD	
	1996-94	LA9000	14.6L	31T ³	655	31-AGM7	31-MHD	31-ECL	31-LHD	31-VHD	
	1996-94	LA9000		31T ²	900	31-AGM7	31-MHD		31-HD	31-XHD	
	1996	LA9000	12.7L	31T ³	655	31-AGM7	31-MHD	31-ECL	31-LHD	31-VHD	
	1996	LA9000		31T ²	900	31-AGM7	31-MHD		31-HD	31-XHD	
	1994	LA9000	12.7L	31T ³	655	31-AGM7	31-MHD	31-ECL	31-LHD	31-VHD	
Heavy-Duty Truck Camiones Para Servicio Pesado Poids Lourds	1994	LA9000		31T ²	900	31-AGM7	31-MHD		31-HD	31-XHD	
	1993-91	LA9000	11.1L	31T ²	655	31-AGM7	31-MHD	31-ECL	31-LHD	31-VHD	
	1993-88	LA9000	10.0L	31T ²	655	31-AGM7	31-MHD	31-ECL	31-LHD	31-VHD	
	1993-88	LA9000	14.0L	31T ²	655	31-AGM7	31-MHD	31-ECL	31-LHD	31-VHD	
	1993-88	LA9000	14.6L	31T ²	655	31-AGM7	31-MHD	31-ECL	31-LHD	31-VHD	
	1993-92	LA9000, LT9000	12.7L	31T ²	655	31-AGM7	31-MHD	31-ECL	31-LHD	31-VHD	
	1993-90	LA9000, LT9000	10.3L	31T ²	655	31-AGM7	31-MHD	31-ECL	31-LHD	31-VHD	
	1993-89	LA9000, LT9000	10.5L	31T ²	655	31-AGM7	31-MHD	31-ECL	31-LHD	31-VHD	
	2010-06	LCF	4.5L	31T ²	900	31-AGM7	31-MHD		31-HD	31-XHD	
	2010-06	LCF		31T ⁴	925	31-AGM7	31-MHD		31-HD	31-XHD	
Agriculture Agrícola Agriculture	1994	LL9000	10.0L	31T ³	655	31-AGM7	31-MHD	31-ECL	31-LHD	31-VHD	
	1992-91	LL9000	14.0L	31T ²	655	31-AGM7	31-MHD	31-ECL	31-LHD	31-VHD	
	1992	LL9000	10.0L	31T ²	655	31-AGM7	31-MHD	31-ECL	31-LHD	31-VHD	
	1992	LL9000	14.6L	31T ²	655	31-AGM7	31-MHD	31-ECL	31-LHD	31-VHD	
	1993-92	LLA9000	10.0L	31T ²	655	31-AGM7	31-MHD	31-ECL	31-LHD	31-VHD	
	1993-92	LLA9000	10.3L	31T ²	655	31-AGM7	31-MHD	31-ECL	31-LHD	31-VHD	
	1993-92	LLA9000	14.0L	31T ²	655	31-AGM7	31-MHD	31-ECL	31-LHD	31-VHD	
	1993-92	LLA9000	14.6L	31T ²	655	31-AGM7	31-MHD	31-ECL	31-LHD	31-VHD	
	1997	LLA9000, LS9000, LT9000, LTA9000, LTL9000, LTLA9000, LTL9000, LTS9000		31T ²	900	31-AGM7	31-MHD		31-HD	31-XHD	
	Industrial Industrial Industriel	1993-92	LLA9000, LT9000	11.1L	31T ²	655	31-AGM7	31-MHD	31-ECL	31-LHD	31-VHD
1985-80		LN700, LN800	8.2L	64 ²	535				MT-56		
1993-87		LN7000	6.6L	64 ²	535				MT-56		
1988-87		LN7000	7.8L	64 ²	535				MT-56		
1986-81		LN7000, LN8000	10.4L	31T ²	655	31-AGM7	31-MHD	31-ECL	31-LHD	31-VHD	
1997-93		LN8000	8.3L	64 ²	535				MT-56		
1993-87		LN8000	7.8L	64 ²	535				MT-56		
1997		LN9000, LNT9000	10.0L	64 ²	535				MT-56		
1997		LN9000, LNT9000	10.3L	64 ²	535				MT-56		
1997		LN9000, LNT9000	10.5L	64 ²	535				MT-56		
Lawn & Garden Césped y Jardín Jardin et Pelouse	1997	LN9000, LNT9000	10.8L	64 ²	535				MT-56		
	1997	LN9000, LNT9000	14.6L	64 ²	535				MT-56		
	1997	LNT8000F	8.3L	64 ²	535				MT-56		
	1997	LNT9000	14.0L	64 ²	535				MT-56		
	1993-91	LNT9000	10.0L	31T ²	655	31-AGM7	31-MHD	31-ECL	31-LHD	31-VHD	
	1993-91	LNT9000	10.3L	31T ²	655	31-AGM7	31-MHD	31-ECL	31-LHD	31-VHD	
	1993-91	LNT9000	10.5L	31T ²	655	31-AGM7	31-MHD	31-ECL	31-LHD	31-VHD	
	1993-91	LNT9000	14.0L	31T ²	655	31-AGM7	31-MHD	31-ECL	31-LHD	31-VHD	
	1993-91	LNT9000	14.6L	31T ²	655	31-AGM7	31-MHD	31-ECL	31-LHD	31-VHD	
	1988-87	LS9000	14.0L	31T ²	655	31-AGM7	31-MHD	31-ECL	31-LHD	31-VHD	
Powersports Vehículos Deportivos Sports Motorisés	1988-87	LS9000	14.6L	31T ²	655	31-AGM7	31-MHD	31-ECL	31-LHD	31-VHD	
	1997	LS9000, LT9000, LTA9000, LTLA9000, LTS9000		31T ²	900	31-AGM7	31-MHD		31-HD	31-XHD	
	1997	LS9000, LT9000, LTA9000, LTS9000		31T ²	900	31-AGM7	31-MHD		31-HD	31-XHD	
	1993-84	LT9000	10.0L	31T ²	655	31-AGM7	31-MHD	31-ECL	31-LHD	31-VHD	
	1993-81	LT9000	14.0L	31T ²	655	31-AGM7	31-MHD	31-ECL	31-LHD	31-VHD	
	1993-81	LT9000	14.6L	31T ²	655	31-AGM7	31-MHD	31-ECL	31-LHD	31-VHD	
	1981	LT9000	10.4L	31T ²	655	31-AGM7	31-MHD	31-ECL	31-LHD	31-VHD	
	1998	LT9501, LT9511	12.7L	31T ²	655	31-AGM7	31-MHD	31-ECL	31-LHD	31-VHD	
	1998	LT9501, LT9511		31T ²	900	31-AGM7	31-MHD		31-HD	31-XHD	
	1998	LT9511	14.6L	31T ²	655	31-AGM7	31-MHD	31-ECL	31-LHD	31-VHD	
1998	LT9511		31T ²	900	31-AGM7	31-MHD		31-HD	31-XHD		
Reference Referencia Référence	Foretravel Motorhome • Motor Home Chassis										
	2010-03	All	All	31T ^{2,3}	950	31-AGMX	31-XHD		31-XHD		
	2014-13	IH, NIMBUS, PHENIX	All	31T	925	31-AGM7	31-XHD		31-HD	31-XHD	
Freightliner • Class 8 Truck											
1996-93	132			31T ³	750	31-AGM7	31-MHD		31-XHD	31-XHD	
1996-81	112, 120			31T ^{3,33}	750	31-AGM7					
1996-91	112SD, 120SD			31T ^{3,33}	750	31-AGM7					
1996-90	COE			31T ³	750	31-AGM7	31-MHD		31-XHD	31-XHD	
1993-92	FL106			31T ³	750	31-AGM7	31-MHD		31-XHD	31-XHD	
1995-92	FL112			31T ³	750	31-AGM7	31-MHD		31-XHD	31-XHD	
1996-95	FL90			31T ³	750	31-AGM7	31-MHD		31-XHD	31-XHD	

Year	Model	Options	Group Size	Rating (CCA)	AGM	XHD/MHD	ECL	Alternate 1	Alternate 2
Freightliner • Class 8 Truck (continued)									
1996-95	FLD112 REV		31T ⁴	750	31-AGM7	31-MHD		31-LHD	31-XHD
1996	FLD120SD		31T ³	750	31-AGM7	31-MHD		31-XHD	31-XHD
1996-91	MB80		31T ³	750	31-AGM7	31-MHD		31-XHD	31-XHD
Freightliner • Medium/Heavy Truck									
2023-12	108SD	8.9L	31T ^{3,33}	750	31-AGM7				
2022-12	108SD	6.7L	31T ^{3,33}	750	31-AGM7				
2022-12	108SD, 114SD	8.3L	31T ^{3,33}	750	31-AGM7				
2023-12	114SD	12.8L	31T ^{3,33}	750	31-AGM7				
2022-12	114SD	11.9L	31T ^{3,33}	750	31-AGM7				
2022-12	114SD	8.9L	31T ^{3,33}	750	31-AGM7				
2023	122SD	12.8L	31T ^{3,33}	750	31-AGM7				
2015-14	Argosy	12.7L	31T ⁴	750	31-AGM7	31-MHD		31-LHD	31-XHD
2015-14	Argosy	14.0L	31T ⁴	750	31-AGM7	31-MHD		31-LHD	31-XHD
2013	Argosy		31T ⁴	750	31-AGM7	31-MHD		31-LHD	31-XHD
2012-99	Argosy	14.0L	31T ⁴	750	31-AGM7	31-MHD		31-LHD	31-XHD
2012	Argosy	15.0L	31T ⁴	750	31-AGM7	31-MHD		31-LHD	31-XHD
2009-99	Argosy	12.7L	31T ⁴	750	31-AGM7	31-MHD		31-LHD	31-XHD
2008-07	Argosy	15.0L	31T ⁴	750	31-AGM7	31-MHD		31-LHD	31-XHD
2008	Argosy	14.6L	31T ⁴	750	31-AGM7	31-MHD		31-LHD	31-XHD
2006-99	Argosy	14.6L	31T ⁴	750	31-AGM7	31-MHD		31-LHD	31-XHD
2006	Argosy	10.8L	31T ⁴	750	31-AGM7	31-MHD		31-LHD	31-XHD
2004-99	Argosy	12.0L	31T ⁴	750	31-AGM7	31-MHD		31-LHD	31-XHD
2004-02	Argosy		31T ⁴	750	31-AGM7	31-MHD		31-LHD	31-XHD
2003-99	Argosy	10.8L	31T ⁴	750	31-AGM7	31-MHD		31-LHD	31-XHD
2003-99	Argosy	11.1L	31T ⁴	750	31-AGM7	31-MHD		31-LHD	31-XHD
2003-99	Argosy	15.0L	31T ⁴	750	31-AGM7	31-MHD		31-LHD	31-XHD
2003	Argosy	10.3L	31T ⁴	750	31-AGM7	31-MHD		31-LHD	31-XHD
2001-00	Argosy	10.3L	31T ⁴	750	31-AGM7	31-MHD		31-LHD	31-XHD
2001-00	Argosy	7.2L	31T ⁴	750	31-AGM7	31-MHD		31-LHD	31-XHD
2003	Argosy, Coronado	15.8L	31T ⁴	750	31-AGM7	31-MHD		31-LHD	31-XHD
2001	Argosy, Coronado	15.8L	31T ⁴	750	31-AGM7	31-MHD		31-LHD	31-XHD
2022-15	B2	4.3L	31T ³	750	31-AGM7	31-MHD		31-XHD	31-XHD
2022-15	B2	5.9L	31T ³	750	31-AGM7	31-MHD		31-XHD	31-XHD
2022-15	B2	6.0L	31T ³	750	31-AGM7	31-MHD		31-XHD	31-XHD
2022-15	B2	6.4L	31T ³	750	31-AGM7	31-MHD		31-XHD	31-XHD
2022-15	B2	7.2L	31T ³	750	31-AGM7	31-MHD		31-XHD	31-XHD
2023	B2	5.1L	31T ³	750	31-AGM7	31-MHD		31-XHD	31-XHD
2021-08	B2, MT45, MT55	6.7L	31T ³	750	31-AGM7	31-MHD		31-XHD	31-XHD
2012-07	Business Class M2	5.9L	31T ⁴	750	31-AGM7	31-MHD		31-LHD	31-XHD
2012-04	Business Class M2	8.3L	31T ⁴	750	31-AGM7	31-MHD		31-LHD	31-XHD
2023-12	Cascadia	11.9L	31T ⁴	750	31-AGM7	31-MHD		31-LHD	31-XHD
2023-12	Cascadia		31T ^{3,4}	750	31-AGM7	31-MHD		31-LHD	31-XHD
2023-12	Cascadia		31T ^{3,4}	1150	31-AGMX	31-XHD			
2023-12	Cascadia		31T ^{3,4}	1000	31-AGMX	31-XHD			
2023-12	Cascadia		31T ^{3,4}	925	31-AGM7	31-MHD		31-LHD	31-XHD
2023-08	Cascadia	12.8L	31T ⁴	750	31-AGM7	31-MHD		31-LHD	31-XHD
2023-08	Cascadia	14.8L	31T ⁴	750	31-AGM7	31-MHD		31-LHD	31-XHD
2023-08	Cascadia		31T ^{3,4}	1150	31-AGMX	31-XHD			
2023-08	Cascadia		31T ^{3,4}	1000	31-AGMX	31-XHD			
2023-08	Cascadia		31T ^{3,4}	925	31-AGM7	31-XHD		31-LHD	31-XHD
2022-11	Cascadia	15.6L	31T ^{3,4}	750	31-AGM7	31-MHD		31-LHD	31-XHD
2022-11	Cascadia	15.6L	31T ^{3,4}	1150	31-AGMX	31-XHD			
2022-11	Cascadia	15.6L	31T ^{3,4}	1000	31-AGMX	31-XHD			
2022-11	Cascadia	15.6L	31T ^{3,4}	925	31-AGM7	31-MHD		31-LHD	31-XHD
2022-09	Cascadia	14.9L	31T ^{3,4}	1150	31-AGMX	31-XHD			
2022-09	Cascadia	14.9L	31T ^{3,4}	1000	31-AGMX	31-XHD			
2022-09	Cascadia	14.9L	31T ^{3,4}	925	31-AGM7	31-MHD		31-LHD	31-XHD
2014-13	Cascadia	14.0L	31T ⁴	750	31-AGM7	31-MHD		31-LHD	31-XHD
2014-13	Cascadia		31T ^{3,4}	1150	31-AGMX	31-XHD			
2014-13	Cascadia		31T ^{3,4}	1000	31-AGMX	31-XHD			
2014-13	Cascadia		31T ^{3,4}	925	31-AGM7	31-MHD		31-LHD	31-XHD
2014-08	Cascadia	14.6L	31T ^{3,4}	750	31-AGM7	31-MHD		31-LHD	31-XHD
2013-12	Cascadia	8.3L	31T ⁴	750	31-AGM7	31-MHD		31-LHD	31-XHD
2013-12	Cascadia		31T ^{3,4}	1150	31-AGMX	31-XHD			
2013-12	Cascadia		31T ^{3,4}	1000	31-AGMX	31-XHD			
2013-12	Cascadia		31T ^{3,4}	925	31-AGM7	31-MHD		31-LHD	31-XHD
2012	Cascadia	14.6L	31T ⁴	750	31-AGM7	31-MHD		31-LHD	31-XHD
2012	Cascadia		31T ^{3,4}	1150	31-AGMX	31-XHD			
2012	Cascadia		31T ^{3,4}	1000	31-AGMX	31-XHD			
2012	Cascadia		31T ^{3,4}	925	31-AGM7	31-MHD		31-LHD	31-XHD
2011-08	Cascadia	14.0L	31T ⁴	750	31-AGM7	31-MHD		31-LHD	31-XHD
2011-08	Cascadia		31T ^{3,4}	1150	31-AGMX	31-XHD			

Automotive & Light Truck
Automotrices y Camiones
Livianos
Automobile et Camionnette

Heavy-Duty Truck
Camiones Para Servicio Pesado
Poids Lourds

Agriculture
Agricultura
Agriculture

Industrial
Industrial
Industrial

Lawn & Garden
Césped y Jardín
Jardin et Pelouse

Powersports
Vehículos Deportivos
Sports Motorisés

Reference
Referencia
Référence

	Year	Model	Options	Group Size	Rating (CCA)	AGM	XHD/MHD	ECL	Alternate 1	Alternate 2	
Automotive & Light Truck Automotrices y Camiones Livianos Automobile et Camionnette	Freightliner • Medium/Heavy Truck (continued)										
	2011-08	Cascadia		31T ^{3,4}	1000	31-AGMX	31-XHD				
	2011-08	Cascadia		31T ^{3,4}	925	31-AGM7	31-XHD	31-HD	31-XHD		
	2010-08	Cascadia	14.6L	31T ^{3,4}	1000	31-AGMX	31-XHD				
	2010-08	Cascadia	14.6L	31T ^{3,4}	925	31-AGM7	31-HD	31-HD	31-XHD		
	2010-08	Cascadia	14.6L	31T ^{3,4}	1150	31-AGMX	31-XHD				
	2014	Cascadia	14.6L	31T ⁴	750	31-AGM7	31-MHD	31-LHD	31-XHD		
	2014	Cascadia		31T ^{3,4}	1150	31-AGMX	31-XHD				
	2014	Cascadia		31T ^{3,4}	1000	31-AGMX	31-XHD				
	2014	Cascadia		31T ^{3,4}	925	31-AGM7	31-XHD	31-HD	31-XHD		
Heavy-Duty Truck Camiones Para Servicio Pesado Poids Lourd	2011-97	Century Class	14.0L	31T ⁴	750	31-AGM7	31-MHD	31-LHD	31-XHD		
	2010-08	Century Class	14.8L	31T ⁴	750	31-AGM7	31-MHD	31-LHD	31-XHD		
	2009-97	Century Class	14.6L	31T ⁴	750	31-AGM7	31-MHD	31-LHD	31-XHD		
	2009-04	Century Class	12.5L	31T ⁴	750	31-AGM7	31-MHD	31-LHD	31-XHD		
	2009	Century Class		31T ⁴	750	31-AGM7	31-MHD	31-LHD	31-XHD		
	2007-96	Century Class	12.7L	31T ⁴	750	31-AGM7	31-MHD	31-LHD	31-XHD		
	2007-04	Century Class		31T ⁴	750	31-AGM7	31-MHD	31-LHD	31-XHD		
	2004-97	Century Class	10.3L	31T ⁴	750	31-AGM7	31-MHD	31-LHD	31-XHD		
	2004-97	Century Class	12.0L	31T ⁴	750	31-AGM7	31-MHD	31-LHD	31-XHD		
	2004	Century Class	6.4L	31T ⁴	750	31-AGM7	31-MHD	31-LHD	31-XHD		
	Agriculture Agrícola Agriculture	2003-97	Century Class	10.8L	31T ⁴	750	31-AGM7	31-MHD	31-LHD	31-XHD	
		2003-01	Century Class	15.8L	31T ⁴	750	31-AGM7	31-MHD	31-LHD	31-XHD	
		2002-98	Century Class		31T ⁴	750	31-AGM7	31-MHD	31-LHD	31-XHD	
		2002-97	Century Class	11.1L	31T ⁴	750	31-AGM7	31-MHD	31-LHD	31-XHD	
		2001	Century Class	3.9L	31T ⁴	750	31-AGM7	31-MHD	31-LHD	31-XHD	
		2001	Century Class	4.3L	31T ⁴	750	31-AGM7	31-MHD	31-LHD	31-XHD	
		2001	Century Class	7.2L	31T ⁴	750	31-AGM7	31-MHD	31-LHD	31-XHD	
		2001	Century Class	8.9L	31T ⁴	750	31-AGM7	31-MHD	31-LHD	31-XHD	
		2000-99	Century Class	15.0L	31T ⁴	750	31-AGM7	31-MHD	31-LHD	31-XHD	
		1998	Century Class	8.5L	31T ⁴	750	31-AGM7	31-MHD	31-LHD	31-XHD	
Industrial Industrial Industriel	2011-01	Century Class, Columbia	12.8L	31T ⁴	750	31-AGM7	31-MHD	31-LHD	31-XHD		
	2002-01	Century Class, Columbia	8.5L	31T ⁴	750	31-AGM7	31-MHD	31-LHD	31-XHD		
	2011-04	Classic	12.8L	31T ⁴	750	31-AGM7	31-MHD	31-LHD	31-XHD		
	2011-01	Classic	14.0L	31T ⁴	750	31-AGM7	31-MHD	31-LHD	31-XHD		
	2010-08	Classic		31T ⁴	750	31-AGM7	31-MHD	31-LHD	31-XHD		
	2009	Classic	14.6L	31T ⁴	750	31-AGM7	31-MHD	31-LHD	31-XHD		
	2007-04	Classic	12.5L	31T ⁴	750	31-AGM7	31-MHD	31-LHD	31-XHD		
	2007-03	Classic	14.6L	31T ⁴	750	31-AGM7	31-MHD	31-LHD	31-XHD		
	2004-03	Classic	12.0L	31T ⁴	750	31-AGM7	31-MHD	31-LHD	31-XHD		
	2002-01	Classic	10.8L	31T ⁴	750	31-AGM7	31-MHD	31-LHD	31-XHD		
Lawn & Garden Césped y Jardín Jardin et Pelouse	2009-01	Classic XL	14.0L	31T ⁴	750	31-AGM7	31-MHD	31-LHD	31-XHD		
	2003-01	Classic XL, Columbia, Condor	10.8L	31T ⁴	750	31-AGM7	31-MHD	31-LHD	31-XHD		
	2007-01	Classic, Classic XL	12.7L	31T ⁴	750	31-AGM7	31-MHD	31-LHD	31-XHD		
	2002-01	Classic, Classic XL	11.1L	31T ⁴	750	31-AGM7	31-MHD	31-LHD	31-XHD		
	2017-04	Columbia		31T ⁴	750	31-AGM7	31-MHD	31-LHD	31-XHD		
	2015-10	Columbia	10.8L	31T ⁴	750	31-AGM7	31-MHD	31-LHD	31-XHD		
	2015-01	Columbia	14.0L	31T ⁴	750	31-AGM7	31-MHD	31-LHD	31-XHD		
	2015-00	Columbia	12.7L	31T ⁴	750	31-AGM7	31-MHD	31-LHD	31-XHD		
	2014-12	Columbia	15.0L	31T ⁴	750	31-AGM7	31-MHD	31-LHD	31-XHD		
	2013-12	Columbia	14.6L	31T ⁴	750	31-AGM7	31-MHD	31-LHD	31-XHD		
Powersports Vehículos Deportivos Sports Motorisés	2012-11	Columbia	12.0L	31T ⁴	750	31-AGM7	31-MHD	31-LHD	31-XHD		
	2011-08	Columbia	14.8L	31T ⁴	750	31-AGM7	31-MHD	31-LHD	31-XHD		
	2009-07	Columbia	15.0L	31T ⁴	750	31-AGM7	31-MHD	31-LHD	31-XHD		
	2009-00	Columbia	14.6L	31T ⁴	750	31-AGM7	31-MHD	31-LHD	31-XHD		
	2008-07	Columbia	12.0L	31T ⁴	750	31-AGM7	31-MHD	31-LHD	31-XHD		
	2006-05	Columbia	10.8L	31T ⁴	750	31-AGM7	31-MHD	31-LHD	31-XHD		
	2005-04	Columbia	8.9L	31T ⁴	750	31-AGM7	31-MHD	31-LHD	31-XHD		
	2004-01	Columbia	12.0L	31T ⁴	750	31-AGM7	31-MHD	31-LHD	31-XHD		
	2004-01	Columbia	15.8L	31T ⁴	750	31-AGM7	31-MHD	31-LHD	31-XHD		
	2003-01	Columbia	10.3L	31T ⁴	750	31-AGM7	31-MHD	31-LHD	31-XHD		
Reference Referencia Référence	2003-01	Columbia	15.0L	31T ⁴	750	31-AGM7	31-MHD	31-LHD	31-XHD		
	2001	Columbia	11.1L	31T ⁴	750	31-AGM7	31-MHD	31-LHD	31-XHD		
	2001	Columbia	6.4L	31T ⁴	750	31-AGM7	31-MHD	31-LHD	31-XHD		
	2010-04	Columbia, M2 112	12.5L	31T ⁴	750	31-AGM7	31-MHD	31-LHD	31-XHD		
	2007-04	Columbia, M2 112	11.1L	31T ⁴	750	31-AGM7	31-MHD	31-LHD	31-XHD		
	2007-01	Condor	7.2L	31T ⁴	750	31-AGM7	31-MHD	31-LHD	31-XHD		
	2007-01	Condor	8.3L	31T ⁴	750	31-AGM7	31-MHD	31-LHD	31-XHD		
	2007-01	Condor	8.9L	31T ⁴	750	31-AGM7	31-MHD	31-LHD	31-XHD		
	2006-05	Condor	12.5L	31T ⁴	750	31-AGM7	31-MHD	31-LHD	31-XHD		
	2006-05	Condor	8.8L	31T ⁴	750	31-AGM7	31-MHD	31-LHD	31-XHD		
2006-04	Condor	11.1L	31T ⁴	750	31-AGM7	31-MHD	31-LHD	31-XHD			
2006-01	Condor	10.3L	31T ⁴	750	31-AGM7	31-MHD	31-LHD	31-XHD			
2006-01	Condor	12.0L	31T ⁴	750	31-AGM7	31-MHD	31-LHD	31-XHD			

Year	Model	Options	Group Size	Rating (CCA)	AGM	XHD/MHD	ECL	Alternate 1	Alternate 2
Freightliner • Medium/Heavy Truck (continued)									
2020-15	Coronado	All	31T ⁴	750	31-AGM7	31-MHD		31-LHD	31-XHD
2020-10	Coronado	12.8L	31T ⁴	750	31-AGM7	31-MHD		31-LHD	31-XHD
2020-10	Coronado	14.8L	31T ⁴	750	31-AGM7	31-MHD		31-LHD	31-XHD
2020-03	Coronado	12.7L	31T ⁴	750	31-AGM7	31-MHD		31-LHD	31-XHD
2020-03	Coronado	14.0L	31T ⁴	750	31-AGM7	31-MHD		31-LHD	31-XHD
2020-03	Coronado	14.6L	31T ⁴	750	31-AGM7	31-MHD		31-LHD	31-XHD
2020-03	Coronado	15.0L	31T ⁴	750	31-AGM7	31-MHD		31-LHD	31-XHD
2022-19	Econic SD	All	31T ²	1000	31-AGMX	31-XHD			
2006-02	FB65	6.4L	31T ³	750	31-AGM7	31-MHD		31-XHD	31-XHD
2006-01	FB65	7.2L	31T ³	750	31-AGM7	31-MHD		31-XHD	31-XHD
2004-03	FB65	4.3L	31T ³	750	31-AGM7	31-MHD		31-XHD	31-XHD
2004-99	FC70	5.9L	31T ⁴	750	31-AGM7	31-MHD		31-LHD	31-XHD
2004-00	FC70	8.3L	31T ⁴	750	31-AGM7	31-MHD		31-LHD	31-XHD
2001	FC70	8.5L	31T ⁴	750	31-AGM7	31-MHD		31-LHD	31-XHD
2007-99	FC80	5.9L	31T ⁴	750	31-AGM7	31-MHD		31-LHD	31-XHD
2001	FC80, M2 106	8.3L	31T ⁴	750	31-AGM7	31-MHD		31-LHD	31-XHD
2002-01	FC80, XC Straight Rail	7.2L	31T ⁴	750	31-AGM7	31-MHD		31-LHD	31-XHD
2003-94	FL106	8.5L	31T ³	750	31-AGM7	31-MHD		31-XHD	31-XHD
2003-96	FL112	10.8L	31T ³	750	31-AGM7	31-MHD		31-XHD	31-XHD
1998-97	FL112	8.5L	31T ³	750	31-AGM7	31-MHD		31-XHD	31-XHD
2005	FL50	8.3L	31T ³	750	31-AGM7	31-MHD		31-XHD	31-XHD
2004-01	FL50	4.3L	31T ³	750	31-AGM7	31-MHD		31-XHD	31-XHD
2004-00	FL50	6.4L	31T ³	750	31-AGM7	31-MHD		31-XHD	31-XHD
2003-95	FL50	5.9L	31T ³	750	31-AGM7	31-MHD		31-XHD	31-XHD
2002-95	FL50	8.3L	31T ³	750	31-AGM7	31-MHD		31-XHD	31-XHD
2004-95	FL50, FL60	7.2L	31T ³	750	31-AGM7	31-MHD		31-XHD	31-XHD
2004-92	FL60	8.3L	31T ³	750	31-AGM7	31-MHD		31-XHD	31-XHD
2004-00	FL60	4.3L	31T ³	750	31-AGM7	31-MHD		31-XHD	31-XHD
2003-00	FL60, FL70	6.4L	31T ³	750	31-AGM7	31-MHD		31-XHD	31-XHD
2003-91	FL60, FL70, FL80	5.9L	31T ³	750	31-AGM7	31-MHD		31-XHD	31-XHD
2003-95	FL70	7.2L	31T ³	750	31-AGM7	31-MHD		31-XHD	31-XHD
2003-00	FL70	4.3L	31T ³	750	31-AGM7	31-MHD		31-XHD	31-XHD
2005-92	FL70, FL80	8.3L	31T ³	750	31-AGM7	31-MHD		31-XHD	31-XHD
2006	FL80	8.9L	31T ³	750	31-AGM7	31-MHD		31-XHD	31-XHD
2005-98	FL80	7.2L	31T ³	750	31-AGM7	31-MHD		31-XHD	31-XHD
2005-00	FL80	6.4L	31T ³	750	31-AGM7	31-MHD		31-XHD	31-XHD
2003-00	FL80		31T ³	750	31-AGM7	31-MHD		31-XHD	31-XHD
2003	FL80	12.8L	31T ³	750	31-AGM7	31-MHD		31-XHD	31-XHD
2002	FL80	3.9L	31T ³	750	31-AGM7	31-MHD		31-XHD	31-XHD
2001	FL80	12.0L	31T ³	750	31-AGM7	31-MHD		31-XHD	31-XHD
2001	FL80	8.9L	31T ³	750	31-AGM7	31-MHD		31-XHD	31-XHD
2000	FL80	10.8L	31T ³	750	31-AGM7	31-MHD		31-XHD	31-XHD
2000	FL80	8.5L	31T ³	750	31-AGM7	31-MHD		31-XHD	31-XHD
2001	FL80, FLC112	10.3L	31T ³	750	31-AGM7	31-MHD		31-XHD	31-XHD
2001	FL80, FLD112	10.0L	31T ³	750	31-AGM7	31-MHD		31-XHD	31-XHD
2001-00	FLC112	10.8L	31T ³	750	31-AGM7	31-MHD		31-XHD	31-XHD
2001-00	FLC112	12.0L	31T ³	750	31-AGM7	31-MHD		31-XHD	31-XHD
2000-89	FLC112	11.1L	31T ³	750	31-AGM7	31-MHD		31-XHD	31-XHD
1999	FLC112	7.2L	31T ³	750	31-AGM7	31-MHD		31-XHD	31-XHD
1998-94	FLC112	10.8L	31T ³	750	31-AGM7	31-MHD		31-XHD	31-XHD
1998-89	FLC112	14.0L	31T ³	750	31-AGM7	31-MHD		31-XHD	31-XHD
1998	FLC112	10.3L	31T ³	750	31-AGM7	31-MHD		31-XHD	31-XHD
1998	FLC112	14.6L	31T ³	750	31-AGM7	31-MHD		31-XHD	31-XHD
1998	FLC112		31T ³	750	31-AGM7	31-MHD		31-XHD	31-XHD
1996-95	FLC112	10.3L	31T ³	750	31-AGM7	31-MHD		31-XHD	31-XHD
1996	FLC112	10.5L	31T ³	750	31-AGM7	31-MHD		31-XHD	31-XHD
1996	FLC112	14.6L	31T ³	750	31-AGM7	31-MHD		31-XHD	31-XHD
1995-89	FLC112	10.0L	31T ³	750	31-AGM7	31-MHD		31-XHD	31-XHD
1994-89	FLC112	10.5L	31T ³	750	31-AGM7	31-MHD		31-XHD	31-XHD
1994-89	FLC112	14.6L	31T ³	750	31-AGM7	31-MHD		31-XHD	31-XHD
1993-89	FLC112	8.3L	31T ³	750	31-AGM7	31-MHD		31-XHD	31-XHD
1992-90	FLC112	10.3L	31T ³	750	31-AGM7	31-MHD		31-XHD	31-XHD
1990	FLC112	12.7L	31T ³	750	31-AGM7	31-MHD		31-XHD	31-XHD
1988-87	FLC112	11.1L	31T ³	625	31-AGM7	31-MHD	31-ECL	31-LHD	31-VHD
1988-87	FLC112	14.6L	31T ³	625	31-AGM7	31-MHD	31-ECL	31-LHD	31-VHD
1988-86	FLC112	10.0L	31T ³	625	31-AGM7	31-MHD	31-ECL	31-LHD	31-VHD
1988-86	FLC112	10.5L	31T ³	625	31-AGM7	31-MHD	31-ECL	31-LHD	31-VHD
1988-86	FLC112	14.0L	31T ³	625	31-AGM7	31-MHD	31-ECL	31-LHD	31-VHD
1998	FLC112, FLC120, FLD112	12.7L	31T ³	750	31-AGM7	31-MHD		31-XHD	31-XHD
2006-97	FLD112		31T ³	750	31-AGM7	31-MHD		31-XHD	31-XHD
2005-04	FLD112	12.8L	31T ³	750	31-AGM7	31-MHD		31-XHD	31-XHD
2004-97	FLD112	10.3L	31T ³	750	31-AGM7	31-MHD		31-XHD	31-XHD

Automotive & Light Truck
Automotrices y Camiones
Livianos
Automobile et Camionnette

Heavy-Duty Truck
Camiones Para Servicio Pesado
Poids Lourds

Agriculture
Agrícola
Agriculture

Industrial
Industrial
Industrial

Lawn & Garden
Césped y Jardín
Jardin et Pelouse

Powersports
Vehículos Deportivos
Sports Motorisés

Reference
Referencia
Référence

Automotive & Light Truck
Automotrices y Camiones
Livianos
Automobile et Camionnette

Heavy-Duty Truck
Camiones Para Servicio Pesado
Poids Lourds

Agriculture
Agrícola
Agriculture

Industrial
Industrial
Industriel

Lawn & Garden
Césped y Jardín
Jardin et Pelouse

Powersports
Vehículos Deportivos
Sports Motorisés

Reference
Referencia
Référence

Year	Model	Options	Group Size	Rating (CCA)	AGM	XHD/MHD	ECL	Alternate 1	Alternate 2
Freightliner • Medium/Heavy Truck (continued)									
2004-97	FLD112	10.8L	31T ³	750	31-AGM7	31-MHD		31-XHD	31-XHD
2004-97	FLD112	12.0L	31T ³	750	31-AGM7	31-MHD		31-XHD	31-XHD
2003-00	FLD112	8.3L	31T ³	750	31-AGM7	31-MHD		31-XHD	31-XHD
2002-97	FLD112	8.5L	31T ³	750	31-AGM7	31-MHD		31-XHD	31-XHD
2001-00	FLD112	12.7L	31T ³	750	31-AGM7	31-MHD		31-XHD	31-XHD
2001	FLD112	14.6L	31T ³	750	31-AGM7	31-MHD		31-XHD	31-XHD
2001	FLD112	15.8L	31T ³	750	31-AGM7	31-MHD		31-XHD	31-XHD
2000-97	FLD112	10.5L	31T ³	750	31-AGM7	31-MHD		31-XHD	31-XHD
2000-97	FLD112	7.2L	31T ³	750	31-AGM7	31-MHD		31-XHD	31-XHD
2000	FLD112	6.0L	31T ³	750	31-AGM7	31-MHD		31-XHD	31-XHD
1999-97	FLD112	10.0L	31T ³	750	31-AGM7	31-MHD		31-XHD	31-XHD
1998-97	FLD112	8.3L	31T ³	750	31-AGM7	31-MHD		31-XHD	31-XHD
1998	FLD112	14.0L	31T ³	750	31-AGM7	31-MHD		31-XHD	31-XHD
1998	FLD112	5.9L	31T ³	750	31-AGM7	31-MHD		31-XHD	31-XHD
2003-01	FLD112, FLD120	8.9L	31T ³	750	31-AGM7	31-MHD		31-XHD	31-XHD
2000	FLD112, FLD120	6.4L	31T ³	750	31-AGM7	31-MHD		31-XHD	31-XHD
2011-10	FLD120		31T ⁴	750	31-AGM7	31-MHD		31-LHD	31-XHD
2009-95	FLD120		31T ³	750	31-AGM7	31-MHD		31-XHD	31-XHD
2008-90	FLD120	12.7L	31T ³	750	31-AGM7	31-MHD		31-XHD	31-XHD
2008	FLD120	12.8L	31T ³	750	31-AGM7	31-MHD		31-XHD	31-XHD
2007-90	FLD120	14.0L	31T ³	750	31-AGM7	31-MHD		31-XHD	31-XHD
2007-90	FLD120	14.6L	31T ³	750	31-AGM7	31-MHD		31-XHD	31-XHD
2007-04	FLD120	12.5L	31T ³	750	31-AGM7	31-MHD		31-XHD	31-XHD
2006-04	FLD120	11.1L	31T ³	750	31-AGM7	31-MHD		31-XHD	31-XHD
2006-04	FLD120	12.8L	31T ³	750	31-AGM7	31-MHD		31-XHD	31-XHD
2004-95	FLD120	12.0L	31T ³	750	31-AGM7	31-MHD		31-XHD	31-XHD
2004-90	FLD120	10.3L	31T ³	750	31-AGM7	31-MHD		31-XHD	31-XHD
2004	FLD120	3.9L	31T ³	750	31-AGM7	31-MHD		31-XHD	31-XHD
2004	FLD120	7.2L	31T ³	750	31-AGM7	31-MHD		31-XHD	31-XHD
2003-99	FLD120	15.0L	31T ³	750	31-AGM7	31-MHD		31-XHD	31-XHD
2003-94	FLD120	10.8L	31T ³	750	31-AGM7	31-MHD		31-XHD	31-XHD
2003-01	FLD120	15.8L	31T ³	750	31-AGM7	31-MHD		31-XHD	31-XHD
2003	FLD120	10.0L	31T ³	750	31-AGM7	31-MHD		31-XHD	31-XHD
2002-00	FLD120	8.5L	31T ³	750	31-AGM7	31-MHD		31-XHD	31-XHD
2002	FLD120	12.8L	31T ³	750	31-AGM7	31-MHD		31-XHD	31-XHD
2002	FLD120	7.2L	31T ³	750	31-AGM7	31-MHD		31-XHD	31-XHD
2001-99	FLD120	8.3L	31T ³	750	31-AGM7	31-MHD		31-XHD	31-XHD
2001-90	FLD120	11.1L	31T ³	750	31-AGM7	31-MHD		31-XHD	31-XHD
2001-00	FLD120	10.0L	31T ³	750	31-AGM7	31-MHD		31-XHD	31-XHD
2001	FLD120	3.9L	31T ³	750	31-AGM7	31-MHD		31-XHD	31-XHD
2001	FLD120	5.9L	31T ³	750	31-AGM7	31-MHD		31-XHD	31-XHD
2000	FLD120	9.0L	31T ³	750	31-AGM7	31-MHD		31-XHD	31-XHD
1999	FLD120	10.5L	31T ³	750	31-AGM7	31-MHD		31-XHD	31-XHD
1999	FLD120	5.9L	31T ³	750	31-AGM7	31-MHD		31-XHD	31-XHD
1998	FLD120	10.0L	31T ³	750	31-AGM7	31-MHD		31-XHD	31-XHD
1998	FLD120	8.5L	31T ³	750	31-AGM7	31-MHD		31-XHD	31-XHD
1997-94	FLD120	10.5L	31T ³	750	31-AGM7	31-MHD		31-XHD	31-XHD
1997	FLD120	5.9L	31T ³	750	31-AGM7	31-MHD		31-XHD	31-XHD
1997	FLD120	7.2L	31T ³	750	31-AGM7	31-MHD		31-XHD	31-XHD
1996	FLD120	8.3L	31T ³	750	31-AGM7	31-MHD		31-XHD	31-XHD
1994-93	FLD120	9.0L	31T ³	750	31-AGM7	31-MHD		31-XHD	31-XHD
1993	FLD120	6.0L	31T ³	750	31-AGM7	31-MHD		31-XHD	31-XHD
1993	FLD120		31T ³	750	31-AGM7	31-MHD		31-XHD	31-XHD
1992	FLD120	8.3L	31T ³	750	31-AGM7	31-MHD		31-XHD	31-XHD
1991-90	FLD120	10.5L	31T ³	750	31-AGM7	31-MHD		31-XHD	31-XHD
1990	FLD120	12.1L	31T ³	750	31-AGM7	31-MHD		31-XHD	31-XHD
1990	FLD120	8.3L	31T ³	750	31-AGM7	31-MHD		31-XHD	31-XHD
2012-09	FLD120SD	12.7L	31T ⁴	750	31-AGM7	31-MHD		31-LHD	31-XHD
2011-07	FLD120SD		31T ⁴	750	31-AGM7	31-MHD		31-LHD	31-XHD
2011-06	FLD120SD	12.8L	31T ⁴	750	31-AGM7	31-MHD		31-LHD	31-XHD
2011-05	FLD120SD	14.0L	31T ⁴	750	31-AGM7	31-MHD		31-LHD	31-XHD
2010-09	FLD120SD	14.6L	31T ⁴	750	31-AGM7	31-MHD		31-LHD	31-XHD
2007-06	FLD120SD	12.5L	31T ⁴	750	31-AGM7	31-MHD		31-LHD	31-XHD
2007-06	FLD120SD	12.7L	31T ⁴	750	31-AGM7	31-MHD		31-LHD	31-XHD
2007	FLD120SD	11.1L	31T ⁴	750	31-AGM7	31-MHD		31-LHD	31-XHD
2007	FLD120SD	14.6L	31T ⁴	750	31-AGM7	31-MHD		31-LHD	31-XHD
2003	FLD120SD	10.8L	31T ⁴	750	31-AGM7	31-MHD		31-LHD	31-XHD
2008-97	FS65	7.2L	31T ³	750	31-AGM7	31-MHD		31-XHD	31-XHD
2008-01	FS65	6.4L	31T ³	750	31-AGM7	31-MHD		31-XHD	31-XHD
2007-02	FS65	4.3L	31T ³	750	31-AGM7	31-MHD		31-XHD	31-XHD
2006-05	FS65	4.8L	31T ³	750	31-AGM7	31-MHD		31-XHD	31-XHD
2006	FS65		31T ³	750	31-AGM7	31-MHD		31-XHD	31-XHD

Year	Model	Options	Group Size	Rating (CCA)	AGM	XHD/MHD	ECL	Alternate 1	Alternate 2
Freightliner • Medium/Heavy Truck (continued)									
2005-04	FS65	3.9L	31T ³	750	31-AGM7	31-MHD		31-XHD	31-XHD
2005	FS65	11.1L	31T ³	750	31-AGM7	31-MHD		31-XHD	31-XHD
2004-96	FS65	5.9L	31T ³	750	31-AGM7	31-MHD		31-XHD	31-XHD
2003-02	FS65	8.3L	31T ³	750	31-AGM7	31-MHD		31-XHD	31-XHD
1998	FS65	8.3L	31T ³	750	31-AGM7	31-MHD		31-XHD	31-XHD
2006	M2 100	4.3L	31T ⁴	750	31-AGM7	31-MHD		31-LHD	31-XHD
2005-02	M2 100	6.4L	31T ⁴	750	31-AGM7	31-MHD		31-LHD	31-XHD
2004	M2 100, M2 106	4.3L	31T ⁴	750	31-AGM7	31-MHD		31-LHD	31-XHD
2023-18	M2 106	All	31T ⁴	750	31-AGM7	31-MHD		31-LHD	31-XHD
2017-13	M2 106	8.9L	31T ⁴	750	31-AGM7	31-MHD		31-LHD	31-XHD
2017-06	M2 106		31T ⁴	750	31-AGM7	31-MHD		31-LHD	31-XHD
2017-02	M2 106	6.4L	31T ⁴	750	31-AGM7	31-MHD		31-LHD	31-XHD
2017	M2 106	5.1L	31T ⁴	750	31-AGM7	31-MHD		31-LHD	31-XHD
2016-05	M2 106	8.3L	31T ⁴	750	31-AGM7	31-MHD		31-LHD	31-XHD
2008-07	M2 106	5.9L	31T ⁴	750	31-AGM7	31-MHD		31-LHD	31-XHD
2007-06	M2 106	4.3L	31T ⁴	750	31-AGM7	31-MHD		31-LHD	31-XHD
2007-05	M2 106	11.1L	31T ⁴	750	31-AGM7	31-MHD		31-LHD	31-XHD
2007-02	M2 106	7.2L	31T ⁴	750	31-AGM7	31-MHD		31-LHD	31-XHD
2007	M2 106	12.8L	31T ⁴	750	31-AGM7	31-MHD		31-LHD	31-XHD
2007	M2 106	3.9L	31T ⁴	750	31-AGM7	31-MHD		31-LHD	31-XHD
2006	M2 106	14.0L	31T ⁴	750	31-AGM7	31-MHD		31-LHD	31-XHD
2005-04	M2 106	12.8L	31T ⁴	750	31-AGM7	31-MHD		31-LHD	31-XHD
2005-04	M2 106	3.9L	31T ⁴	750	31-AGM7	31-MHD		31-LHD	31-XHD
2004	M2 106	12.0L	31T ⁴	750	31-AGM7	31-MHD		31-LHD	31-XHD
2004	M2 106	14.6L	31T ⁴	750	31-AGM7	31-MHD		31-LHD	31-XHD
2007-04	M2 106, M2 112	8.8L	31T ⁴	750	31-AGM7	31-MHD		31-LHD	31-XHD
2017-07	M2 106, XC Raised Rail, XC Straight Rail	6.7L	31T ⁴	750	31-AGM7	31-MHD		31-LHD	31-XHD
2023-18	M2 112	All	31T ⁴	750	31-AGM7	31-MHD		31-LHD	31-XHD
2017-10	M2 112	8.9L	31T ⁴	750	31-AGM7	31-MHD		31-LHD	31-XHD
2017-03	M2 112	12.8L	31T ⁴	750	31-AGM7	31-MHD		31-LHD	31-XHD
2013	M2 112	8.3L	31T ⁴	750	31-AGM7	31-MHD		31-LHD	31-XHD
2022-03	MB Line	All	31T ³	750	31-AGM7	31-MHD		31-LHD	31-XHD
1994-92	MB60, MB70	6.0L	31T ³	750	31-AGM7	31-MHD		31-XHD	31-XHD
2023-05	MC Line	All	31T ³	750	31-AGM7	31-MHD		31-LHD	31-XHD
2009-04	MT35	5.9L	31T ³	750	31-AGM7	31-MHD		31-XHD	31-XHD
2005-97	MT35	3.9L	31T ³	750	31-AGM7	31-MHD		31-XHD	31-XHD
2023-03	MT45	All	31T ³	750	31-AGM7	31-MHD		31-XHD	31-XHD
2011-98	MT45	5.9L	31T ³	750	31-AGM7	31-MHD		31-XHD	31-XHD
2007-01	MT45	4.3L	31T ³	750	31-AGM7	31-MHD		31-XHD	31-XHD
2005-00	MT45	3.9L	31T ³	750	31-AGM7	31-MHD		31-XHD	31-XHD
2001	MT45	8.3L	31T ³	750	31-AGM7	31-MHD		31-XHD	31-XHD
2017-11	MT45, MT55	6.0L	31T ³	750	31-AGM7	31-MHD		31-XHD	31-XHD
2023-03	MT55	All	31T ³	750	31-AGM7	31-MHD		31-XHD	31-XHD
2011-99	MT55	5.9L	31T ³	750	31-AGM7	31-MHD		31-XHD	31-XHD
2009	MT55	11.9L	31T ³	750	31-AGM7	31-MHD		31-XHD	31-XHD
2007-04	MT55	4.3L	31T ³	750	31-AGM7	31-MHD		31-XHD	31-XHD
2005	MT55	6.4L	31T ³	750	31-AGM7	31-MHD		31-XHD	31-XHD
2023-13	S2C	6.7L	31T ²	950	31-AGMX	31-MHD		31-XHD	
2023-19	S2G	6.0L	31T ²	950	31-AGMX	31-MHD		31-XHD	
2023-19	S2G	8.0L, 8.8L	31T ²	950	31-AGMX	31-MHD		31-XHD	
2023-18	S2RV	6.7L	31T ²	950	31-AGMX	31-MHD		31-XHD	
2022-13	Sport Chassis	12.8L	31T ⁴	750	31-AGM7	31-MHD		31-XHD	31-XHD
2011-09	Sport Chassis	8.3L, 12.8L	31T ⁴	750	31-AGM7	31-MHD		31-XHD	31-XHD
2004-03	Sport Chassis	6.4L, 7.2L, 12.0L, 12.8L	31T ⁴	750	31-AGM7	31-MHD		31-XHD	31-XHD
2022-19	Sprinter 4500	All	49	850	MTX-49/H8			MT-49/H8	
2015-14	XB Line	6.0L	31T ⁴	750	31-AGM7	31-MHD		31-LHD	31-XHD
2015-12	XB Line	6.7L	31T ⁴	750	31-AGM7	31-MHD		31-LHD	31-XHD
2014	XB Line	8.9L	31T ⁴	750	31-AGM7	31-MHD		31-LHD	31-XHD
2012	XB Line	8.3L	31T ⁴	750	31-AGM7	31-MHD		31-LHD	31-XHD
2011-10	XB Line	10.8L	31T ⁴	750	31-AGM7	31-MHD		31-LHD	31-XHD
2009	XB Line	6.7L	31T ⁴	750	31-AGM7	31-MHD		31-LHD	31-XHD
2005-95	XB Line	5.9L	31T ⁴	750	31-AGM7	31-MHD		31-LHD	31-XHD
2004	XB Line	7.2L	31T ⁴	750	31-AGM7	31-MHD		31-LHD	31-XHD
2002-96	XB Line	7.2L	31T ⁴	750	31-AGM7	31-MHD		31-LHD	31-XHD
2000-98	XB Line	8.3L	31T ⁴	750	31-AGM7	31-MHD		31-LHD	31-XHD
2008-05	XB Raised Rail	5.9L	31T ⁴	750	31-AGM7	31-MHD		31-LHD	31-XHD
2008	XB Raised Rail	6.7L	31T ⁴	750	31-AGM7	31-MHD		31-LHD	31-XHD
2008-07	XB Straight Rail	7.2L	31T ⁴	750	31-AGM7	31-MHD		31-LHD	31-XHD
2022-18	XB Straight Rail, XC Modular Rail	6.7L	31T ⁴	750	31-AGM7	31-MHD		31-LHD	31-XHD
2017-08	XB Straight Rail, XC Modular Rail	6.7L	31T ⁴	750	31-AGM7	31-MHD		31-LHD	31-XHD
2007-05	XB Straight Rail, XC Raised Rail, XC Straight Rail	5.9L	31T ⁴	750	31-AGM7	31-MHD		31-LHD	31-XHD

Automotive & Light Truck
Automotrices y Camiones
Livianos
Automobile et Camionnette

Heavy-Duty Truck
Camiones Para Servicio Pesado
Poids Lourds

Agriculture
Agrícola
Agriculture

Industrial
Industrial
Industrial

Lawn & Garden
Césped y Jardín
Jardin et Pelouse

Powersports
Vehículos Deportivos
Sports Motorisés

Reference
Referencia
Référence

	Year	Model	Options	Group Size	Rating (CCA)	AGM	XHD/MHD	ECL	Alternate 1	Alternate 2			
Automotive & Light Truck Automotrices y Camiones Livianos Automobile et Camionnette	Freightliner • Medium/Heavy Truck (continued)												
	2005-01	XC	5.9L	31T ⁴	750	31-AGM7	31-MHD		31-LHD	31-XHD			
	2005-01	XC	7.2L	31T ⁴	750	31-AGM7	31-MHD		31-LHD	31-XHD			
	2005-01	XC	8.3L	31T ⁴	750	31-AGM7	31-MHD		31-LHD	31-XHD			
	2005-01	XC	8.9L	31T ⁴	750	31-AGM7	31-MHD		31-LHD	31-XHD			
	2004	XC	11.1L	31T ⁴	750	31-AGM7	31-MHD		31-LHD	31-XHD			
	2007-05	XC Formed Rail	7.2L	31T ⁴	750	31-AGM7	31-MHD		31-LHD	31-XHD			
	2007-05	XC Formed Rail	8.9L	31T ⁴	750	31-AGM7	31-MHD		31-LHD	31-XHD			
	2019-18	XC Lowered Rail	9.0L	31T ⁴	750	31-AGM7	31-MHD		31-LHD	31-XHD			
	2019-11	XC Lowered Rail	6.7L	31T ⁴	750	31-AGM7	31-MHD		31-LHD	31-XHD			
	2019-09	XC Lowered Rail	8.3L	31T ⁴	750	31-AGM7	31-MHD		31-LHD	31-XHD			
	2019-07	XC Lowered Rail	8.9L	31T ⁴	750	31-AGM7	31-MHD		31-LHD	31-XHD			
	2023-08	XC Modular Rail	6.7L	31T ⁴	750	31-AGM7	31-MHD		31-LHD	31-XHD			
	2023-08	XC Modular Rail	9.0L	31T ⁴	750	31-AGM7	31-MHD		31-LHD	31-XHD			
	2021-13	XC Modular Rail	14.9L	31T ⁴	750	31-AGM7	31-MHD		31-LHD	31-XHD			
	2017-12	XC Modular Rail	8.9L	31T ⁴	750	31-AGM7	31-MHD		31-LHD	31-XHD			
	2015-14	XC Modular Rail	12.8L	31T ⁴	750	31-AGM7	31-MHD		31-LHD	31-XHD			
	2013-09	XC Modular Rail	8.3L	31T ⁴	750	31-AGM7	31-MHD		31-LHD	31-XHD			
	2013	XC Modular Rail	6.0L	31T ⁴	750	31-AGM7	31-MHD		31-LHD	31-XHD			
	2021-15	XC Raised Rail	14.9L	31T ⁴	750	31-AGM7	31-MHD		31-LHD	31-XHD			
	2018-05	XC Raised Rail	8.9L	31T ⁴	750	31-AGM7	31-MHD		31-LHD	31-XHD			
	2015-14	XC Raised Rail	12.8L	31T ⁴	750	31-AGM7	31-MHD		31-LHD	31-XHD			
	2014-07	XC Raised Rail	8.3L	31T ⁴	750	31-AGM7	31-MHD		31-LHD	31-XHD			
	2007-06	XC Raised Rail	5.9L	31T ⁴	750	31-AGM7	31-MHD		31-LHD	31-XHD			
	2007-06	XC Raised Rail	6.4L	31T ⁴	750	31-AGM7	31-MHD		31-LHD	31-XHD			
	2020	XC Raised Rail	11.9L	31T ⁴	750	31-AGM7	31-MHD		31-LHD	31-XHD			
	2009	XC Raised Rail	10.8L	31T ⁴	750	31-AGM7	31-MHD		31-LHD	31-XHD			
	2023-06	XC Straight Rail	6.7L	31T ⁴	750	31-AGM7	31-MHD		31-LHD	31-XHD			
	2021-20	XC Straight Rail	9.0L	31T ⁴	750	31-AGM7	31-MHD		31-LHD	31-XHD			
	2009-08	XC Straight Rail	8.3L	31T ⁴	750	31-AGM7	31-MHD		31-LHD	31-XHD			
	2007-01	XC Straight Rail	7.2L	31T ⁴	750	31-AGM7	31-MHD		31-LHD	31-XHD			
	2005-01	XC Straight Rail	5.9L	31T ⁴	750	31-AGM7	31-MHD		31-LHD	31-XHD			
	Agriculture Agrícola Agriculture	Gillig • Medium/Heavy Truck											
		2021-20	Low Floor	Electric	31T	1150	31-AGMX						
		2021-01	Low Floor	6.7L	31T	1150	31-AGMX						
		2021-00	Low Floor	8.9L	31T	1150	31-AGMX						
		2018-99	Low Floor	8.3L	31T	1150	31-AGMX						
		2018-01	Low Floor	5.9L	31T	1150	31-AGMX						
		2009-99	Low Floor	10.8L	31T	1150	31-AGMX						
		2009-98	Low Floor	8.7L	31T	1150	31-AGMX						
		2009-01	Low Floor	8.5L	31T	1150	31-AGMX						
		2000-99	Low Floor	7.6L	31T	1150	31-AGMX						
		2003	Motor Home	All	31T	1150	31-AGMX						
		Industrial Industrial Industriel	Gillig • Transit Bus Chassis										
			2008-03	City Suburban, Transit		31T	1150	31-AGMX					
2015-13			LF Hybrid		31T	1150	31-AGMX						
Lawn & Garden Césped y Jardín Jardin et Pelouse	GMC • Class 8 Truck												
	1991-90	8000	11.1L	31T	625	31-AGM7	31-MHD	31-ECL	31-LHD	31-VHD			
	1991-90	8000		4D	800	4D-AGMX	4D-XHD						
Powersports Vehículos Deportivos Sports Motorisés	1991-90	8000		74	550	MTX-78	C78DT-XHD		MT-78	MTP-78			
	1991-90	8000		8D	800	8D-AGMX	8D-XHD		8D-MHD				
	1990-84	Brigadier 8000		31T	580	31-AGM7	31-MHD	31-ECL	31-LHD	31-VHD			
	1990-84	Brigadier 8000		31T	625	31-AGM7	31-MHD	31-ECL	31-LHD	31-VHD			
	1990-84	Brigadier 8000		31T	630	31-AGM7	31-MHD	31-ECL	31-LHD	31-VHD			
	1990-84	Brigadier 8000		4D	800	4D-AGMX	4D-XHD						
	1990-84	Brigadier 8000		74	550	MTX-78	C78DT-XHD		MT-78	MTP-78			
	1990-84	Brigadier 8000		78	515	MTX-78	C78DT-XHD		MT-78	MTP-78			
	1990-84	Brigadier 8000		78	540	MTX-78	C78DT-XHD		MT-78	MTP-78			
	1990-84	Brigadier 8000		8D	800	8D-AGMX	8D-XHD		8D-MHD				
	1987-84	Brigadier 8000		71	390	MTZ-75DT			MTP-75DT	MT-75			
	1987-84	Brigadier 8000		31T	580	31-AGM7	31-MHD	31-ECL	31-LHD	31-VHD			
	1989-84	GM 8000		71	390	MTZ-75DT			MTP-75DT	MT-75			
	1989-84	GM 8000		31T	580	31-AGM7	31-MHD	31-ECL	31-LHD	31-VHD			
	1989-84	GM 8000		31T	625	31-AGM7	31-MHD	31-ECL	31-LHD	31-VHD			
	Reference Referencia Référence	1989-84	GM 8000		74	550	MTX-78	C78DT-XHD		MT-78	MTP-78		
		1989-84	GM 8000		78	515	MTX-78	C78DT-XHD		MT-78	MTP-78		
1989-84		GM 8000		78	540	MTX-78	C78DT-XHD		MT-78	MTP-78			
GMC • Medium/Heavy Truck													
1991-81		B6000	8.2L	31T	625	31-AGM7	31-MHD	31-ECL	31-LHD	31-VHD			
1991-81		B6000		4D	800	4D-AGMX	4D-XHD						
1991-81		B6000		74	550	MTX-78	C78DT-XHD		MT-78	MTP-78			
1991-81	B6000		8D	800	8D-AGMX	8D-XHD		8D-MHD					

Year	Model	Options	Group Size	Rating (CCA)	AGM	XHD/MHD	ECL	Alternate 1	Alternate 2
GMC • Medium/Heavy Truck (continued)									
1991-80	B6000	6.0L	71	390	MTZ-75DT			MTP-75DT	MT-75
1991-80	B6000		31T	580	31-AGM7	31-MHD	31-ECL	31-LHD	31-VHD
1991-80	B6000		31T	625	31-AGM7	31-MHD	31-ECL	31-LHD	31-VHD
1991-80	B6000		74	550	MTX-78	C78DT-XHD		MT-78	MTP-78
1991-80	B6000		78	515	MTX-78	C78DT-XHD		MT-78	MTP-78
1991-80	B6000		78	540	MTX-78	C78DT-XHD		MT-78	MTP-78
1990-80	B6000	5.7L	71	390	MTZ-75DT			MTP-75DT	MT-75
1990-80	B6000		31T	580	31-AGM7	31-MHD	31-ECL	31-LHD	31-VHD
1990-80	B6000		31T	625	31-AGM7	31-MHD	31-ECL	31-LHD	31-VHD
1990-80	B6000		78	515	MTX-78	C78DT-XHD		MT-78	MTP-78
1985-80	B6000	7.0L	71	390	MTZ-75DT			MTP-75DT	MT-75
1985-80	B6000		31T	580	31-AGM7	31-MHD	31-ECL	31-LHD	31-VHD
1985-80	B6000		31T	625	31-AGM7	31-MHD	31-ECL	31-LHD	31-VHD
1985-80	B6000		74	550	MTX-78	C78DT-XHD		MT-78	MTP-78
1985-80	B6000		78	515	MTX-78	C78DT-XHD		MT-78	MTP-78
1985-80	B6000		78	540	MTX-78	C78DT-XHD		MT-78	MTP-78
1990-80	B6000, C5000, C6000		74	550	MTX-78	C78DT-XHD		MT-78	MTP-78
1990-80	B6000, C5000, C6000		78	540	MTX-78	C78DT-XHD		MT-78	MTP-78
1998-97	B7	6.5L	78	600	MTX-78	C78DT-XHD		MT-78	MTP-78
1998-94	B7	7.0L	78	600	MTX-78	C78DT-XHD		MT-78	MTP-78
1998-94	B7		31T	625	31-AGM7	31-MHD	31-ECL	31-LHD	31-VHD
1998-94	B7		78	770	MTX-78	C78DT-XHD		MTP-78DT ⁶	MTP-78DT
1998-93	B7	6.0L	78	600	MTX-78	C78DT-XHD		MT-78	MTP-78
1998-93	B7		31T	625	31-AGM7	31-MHD	31-ECL	31-LHD	31-VHD
1998-93	B7		78	770	MTX-78	C78DT-XHD		MTP-78DT ⁶	MTP-78DT
1998	B7	6.6L	31T	625	31-AGM7	31-MHD	31-ECL	31-LHD	31-VHD
1998	B7		31T	750	31-AGM7	31-MHD		31-LHD	31-XHD
1997-93	B7	6.6L	31T	750	31-AGM7	31-MHD		31-LHD	31-XHD
2002-01	B7, C3500HD	8.1L	78	600	MTX-78	C78DT-XHD		MT-78	MTP-78
2002-01	B7, C6500 Topkick, C7500 Topkick		31T	625	31-AGM7	31-MHD	31-ECL	31-LHD	31-VHD
2002-01	B7, C6500 Topkick, C7500 Topkick		78	770	MTX-78	C78DT-XHD		MTP-78DT ⁶	MTP-78DT
2000-99	B7, C6500 Topkick, C7500 Topkick	7.4L	78	600	MTX-78	C78DT-XHD		MT-78	MTP-78
2000-99	B7, C6500 Topkick, C7500 Topkick		31T	625	31-AGM7	31-MHD	31-ECL	31-LHD	31-VHD
2002-98	B7, C6500 Topkick, C7500 Topkick, T6500, T7500	7.2L	31T	625	31-AGM7	31-MHD	31-ECL	31-LHD	31-VHD
2002-98	B7, C6500 Topkick, C7500 Topkick, T6500, T7500		31T	750	31-AGM7	31-MHD		31-LHD	31-XHD
1983-82	Brigadier	12.1L	31T	580	31-AGM7	31-MHD	31-ECL	31-LHD	31-VHD
1983-82	Brigadier		31T	625	31-AGM7	31-MHD	31-ECL	31-LHD	31-VHD
1983-82	Brigadier		31T	630	31-AGM7	31-MHD	31-ECL	31-LHD	31-VHD
1983-82	Brigadier		74	550	MTX-78	C78DT-XHD		MT-78	MTP-78
1983-82	Brigadier		78	515	MTX-78	C78DT-XHD		MT-78	MTP-78
1983-82	Brigadier		78	540	MTX-78	C78DT-XHD		MT-78	MTP-78
1983-81	Brigadier	10.4L	31T	580	31-AGM7	31-MHD	31-ECL	31-LHD	31-VHD
1983-81	Brigadier	14.0L	31T	580	31-AGM7	31-MHD	31-ECL	31-LHD	31-VHD
1983-81	Brigadier	14.6L	31T	580	31-AGM7	31-MHD	31-ECL	31-LHD	31-VHD
1983-81	Brigadier	5.2L	31T	580	31-AGM7	31-MHD	31-ECL	31-LHD	31-VHD
1983-81	Brigadier	7.0L	31T	580	31-AGM7	31-MHD	31-ECL	31-LHD	31-VHD
1983-81	Brigadier	9.0L	31T	580	31-AGM7	31-MHD	31-ECL	31-LHD	31-VHD
1983-81	Brigadier		31T	580	31-AGM7	31-MHD	31-ECL	31-LHD	31-VHD
1983-81	Brigadier		31T	625	31-AGM7	31-MHD	31-ECL	31-LHD	31-VHD
1983-81	Brigadier		31T	630	31-AGM7	31-MHD	31-ECL	31-LHD	31-VHD
1983-81	Brigadier		74	550	MTX-78	C78DT-XHD		MT-78	MTP-78
1983-81	Brigadier		78	515	MTX-78	C78DT-XHD		MT-78	MTP-78
1983-81	Brigadier		78	540	MTX-78	C78DT-XHD		MT-78	MTP-78
1981	Brigadier	9.3L	31T	580	31-AGM7	31-MHD	31-ECL	31-LHD	31-VHD
1981	Brigadier		31T	625	31-AGM7	31-MHD	31-ECL	31-LHD	31-VHD
1981	Brigadier		31T	630	31-AGM7	31-MHD	31-ECL	31-LHD	31-VHD
1981	Brigadier		74	550	MTX-78	C78DT-XHD		MT-78	MTP-78
1981	Brigadier		78	515	MTX-78	C78DT-XHD		MT-78	MTP-78
1981	Brigadier		78	540	MTX-78	C78DT-XHD		MT-78	MTP-78
2002-99	C3500HD		78 ²	690	MTX-78	C78DT-XHD		MT-78	MTP-78
2002-97	C3500HD		78 ²	600	MTX-78	C78DT-XHD		MT-78	MTP-78
2002-01	C3500HD		78	690	MTX-78	C78DT-XHD		MT-78	MTP-78
2000-99	C3500HD		78	690	MTX-78	C78DT-XHD		MT-78	MTP-78
2000-99	C3500HD		78	600	MTX-78	C78DT-XHD		MT-78	MTP-78
1998-94	C3500HD	7.4L	78	600	MTX-78	C78DT-XHD		MT-78	MTP-78
1996-94	C3500HD		78 ²	770	MTX-78	C78DT-XHD		MTP-78DT ⁶	MTP-78DT
1995-94	C3500HD	5.7L	78	600	MTX-78	C78DT-XHD		MT-78	MTP-78
1993-92	C3500HD		75 ²	570	MTZ-75DT			MT-75	MTP-75
1993-91	C3500HD		78	540	MTX-78	C78DT-XHD		MT-78	MTP-78
1993-91	C3500HD		78	600	MTX-78	C78DT-XHD		MT-78	MTP-78
1993-91	C3500HD		78	630	MTX-78	C78DT-XHD		MT-78	MTP-78
2009-03	C4500 Topkick	6.6L	31T ^{2,3}	700	31-AGM7	31-MHD	31-ECL	31-LHD	31-XHD

Automotive & Light Truck
Automotrices y Camiones
Livianos
Automobile et Camionnette

Heavy-Duty Truck
Camiones Para Servicio Pesado
Poids Lourds

Agriculture
Agrícola
Agriculture

Industrial
Industrial

Lawn & Garden
Césped y Jardín
Jardin et Pelouse

Powersports
Vehículos Deportivos
Sports Motorises

Reference
Referencia
Référence

	Year	Model	Options	Group Size	Rating (CCA)	AGM	XHD/MHD	ECL	Alternate 1	Alternate 2	
Automotive & Light Truck Automotrices y Camiones Livianos Automobile et Camionnette	GMC • Medium/Heavy Truck (continued)										
	2009-03	C4500 Topkick		31T ^{2,3}	750	31-AGM7	31-MHD		31-LHD	31-XHD	
	2009	C4500 Topkick		48	615	MTX-48/H6			MTP-48/H6	MT-48/H6	
	2009-03	C4500 Topkick, C5500 Topkick	8.1L	78	600	MTX-78	C78DT-XHD		MT-78	MTP-78	
	2009-03	C4500 Topkick, C5500 Topkick, C6500 Topkick, C7500 Topkick		78	750	MTX-78	C78DT-XHD ⁶		MTP-78DT ⁶	MTP-78	
	2009-03	C4500 Topkick, C5500 Topkick, C6500 Topkick, C7500 Topkick, C8500 Topkick		31T ²	700	31-AGM7	31-MHD	31-ECL	31-LHD	31-XHD	
	1991-90	C5000 Topkick	6.0L	71	390	MTZ-75DT			MTP-75DT	MT-75	
	1991-90	C5000 Topkick		31T	630	31-AGM7	31-MHD	31-ECL	31-LHD	31-VHD	
	1991-90	C5000 Topkick		74	550	MTX-78	C78DT-XHD		MT-78	MTP-78	
	1991-90	C5000 Topkick		78	540	MTX-78	C78DT-XHD		MT-78	MTP-78	
Heavy-Duty Truck Camiones Para Servicio Pesado Poids Lourd	1990-81	C5000, C6000	5.7L	71	390	MTZ-75DT			MTP-75DT	MT-75	
	1990-80	C5000, C6000		31T	630	31-AGM7	31-MHD	31-ECL	31-LHD	31-VHD	
	1986-81	C5000, C6000	4.8L	71	390	MTZ-75DT			MTP-75DT	MT-75	
	1986-80	C5000, C6000		31T	630	31-AGM7	31-MHD	31-ECL	31-LHD	31-VHD	
	1986-80	C5000, C6000		74	550	MTX-78	C78DT-XHD		MT-78	MTP-78	
	1986-80	C5000, C6000		78	540	MTX-78	C78DT-XHD		MT-78	MTP-78	
	1980	C5000, C6000	4.8L	71	350	MTZ-75DT			MT-75	MTP-75	
	1980	C5000, C6000	5.7L	71	350	MTZ-75DT			MT-75	MTP-75	
	1980	C5000, C6000		71	390	MTZ-75DT			MTP-75DT	MT-75	
	2009-07	C5500 Topkick		48 ²	730	MTX-48/H6			MTP-48/H6		
Agriculture Agrícola Agriculture	2009-03	C5500 Topkick		31T ^{2,3}	700	31-AGM7	31-MHD	31-ECL	31-LHD	31-XHD	
	2009-03	C5500 Topkick		31T ^{2,3}	750	31-AGM7	31-MHD		31-LHD	31-XHD	
	2006	C5500 Topkick		79 ²	800				MTP-79		
	2005-03	C5500 Topkick		78 ²	770	MTX-78	C78DT-XHD		MTP-78DT ⁶	MTP-78DT	
	2009	C5500 Topkick, C6500 Topkick, C7500 Topkick	8.1L	48	615	MTX-48/H6			MTP-48/H6	MT-48/H6	
	1990-81	C6000	8.2L	31T ²	580	31-AGM7	31-MHD	31-ECL	31-LHD	31-VHD	
	1990-81	C6000		31T ²	625	31-AGM7	31-MHD	31-ECL	31-LHD	31-VHD	
	1990-81	C6000		31T ²	630	31-AGM7	31-MHD	31-ECL	31-LHD	31-VHD	
	1990-81	C6000		74 ²	540	MTX-78	C78DT-XHD		MT-78	MTP-78	
	1990	C6000	7.0L	71	390	MTZ-75DT			MTP-75DT	MT-75	
Industrial Industrial Industriel	1990	C6000		31T	630	31-AGM7	31-MHD	31-ECL	31-LHD	31-VHD	
	1990	C6000		74	550	MTX-78	C78DT-XHD		MT-78	MTP-78	
	1990	C6000		78	540	MTX-78	C78DT-XHD		MT-78	MTP-78	
	1984-81	C6000	10.4L	31T ²	580	31-AGM7	31-MHD	31-ECL	31-LHD	31-VHD	
	1984-81	C6000		31T ²	625	31-AGM7	31-MHD	31-ECL	31-LHD	31-VHD	
	1984-81	C6000		31T ²	630	31-AGM7	31-MHD	31-ECL	31-LHD	31-VHD	
	1984-81	C6000		74 ²	540	MTX-78	C78DT-XHD		MT-78	MTP-78	
	1996-95	C6000 Topkick, C7000 Topkick		31T	900	31-AGM7	31-MHD		31-HD	31-XHD	
	1996-95	C6000 Topkick, C7000 Topkick		78	770	MTX-78	C78DT-XHD		MTP-78DT ⁶	MTP-78DT	
	1996-90	C6000 Topkick, C7000 Topkick	6.0L	78	600	MTX-78	C78DT-XHD		MT-78	MTP-78	
Lawn & Garden Césped y Jardín Jardin et Pelouse	1996-90	C6000 Topkick, C7000 Topkick	7.0L	78	600	MTX-78	C78DT-XHD		MT-78	MTP-78	
	1996-90	C6000 Topkick, C7000 Topkick		31T	625	31-AGM7	31-MHD	31-ECL	31-LHD	31-VHD	
	1996	C6000 Topkick, C7000 Topkick	6.6L	31T	625	31-AGM7	31-MHD	31-ECL	31-LHD	31-VHD	
	1996	C6000 Topkick, C7000 Topkick		31T	750	31-AGM7	31-MHD		31-LHD	31-XHD	
	1995-90	C6000 Topkick, C7000 Topkick	6.6L	31T	750	31-AGM7	31-MHD		31-LHD	31-XHD	
	1994-90	C6000 Topkick, C7000 Topkick		78	750	MTX-78	C78DT-XHD ⁶		MTP-78DT ⁶	MTP-78	
	1990-81	C6000, C7000	6.0L	71	390	MTZ-75DT			MTP-75DT	MT-75	
	1990-80	C6000, C7000		31T	630	31-AGM7	31-MHD	31-ECL	31-LHD	31-VHD	
	1990-80	C6000, C7000		74	550	MTX-78	C78DT-XHD		MT-78	MTP-78	
	1990-80	C6000, C7000		78	540	MTX-78	C78DT-XHD		MT-78	MTP-78	
Powersports Vehículos Deportivos Sports Motorisés	1980	C6000, C7000	6.0L	71	350	MTZ-75DT			MT-75	MTP-75	
	1980	C6000, C7000		71	390	MTZ-75DT			MTP-75DT	MT-75	
	2009-03	C6500 Topkick, C7500 Topkick	7.2L	31T ^{2,3}	700	31-AGM7	31-MHD	31-ECL	31-LHD	31-XHD	
	2009-03	C6500 Topkick, C7500 Topkick		31T ^{2,3}	750	31-AGM7	31-MHD		31-LHD	31-XHD	
	2009-01	C6500 Topkick, C7500 Topkick	8.1L	78	600	MTX-78	C78DT-XHD		MT-78	MTP-78	
	2009	C6500 Topkick, C7500 Topkick		48 ²	730	MTX-48/H6			MTP-48/H6		
	2000-99	C6500 Topkick, C7500 Topkick		78	770	MTX-78	C78DT-XHD		MTP-78DT ⁶	MTP-78DT	
	1998-97	C6500 Topkick, C7500 Topkick	7.0L	78	600	MTX-78	C78DT-XHD		MT-78	MTP-78	
	1998-97	C6500 Topkick, C7500 Topkick		31T	625	31-AGM7	31-MHD	31-ECL	31-LHD	31-VHD	
	1998-97	C6500 Topkick, C7500 Topkick		78	770	MTX-78	C78DT-XHD		MTP-78DT ⁶	MTP-78DT	
Reference Referencia Référence	2009-03	C6500 Topkick, C7500 Topkick, C8500 Topkick	7.8L	31T ^{2,3}	700	31-AGM7	31-MHD	31-ECL	31-LHD	31-XHD	
	2009-03	C6500 Topkick, C7500 Topkick, C8500 Topkick		31T ^{2,3}	750	31-AGM7	31-MHD		31-LHD	31-XHD	
	2002-98	C6500 Topkick, C7500 Topkick, T6500, T7500		31T	900	31-AGM7	31-MHD		31-HD	31-XHD	
	1998-97	C6500 Topkick, C7500 Topkick, T6500, T7500	6.0L	78	600	MTX-78	C78DT-XHD		MT-78	MTP-78	
	1998-97	C6500 Topkick, C7500 Topkick, T6500, T7500	6.6L	31T	625	31-AGM7	31-MHD	31-ECL	31-LHD	31-VHD	
	1998-97	C6500 Topkick, C7500 Topkick, T6500, T7500		31T	625	31-AGM7	31-MHD	31-ECL	31-LHD	31-VHD	
	1998-97	C6500 Topkick, C7500 Topkick, T6500, T7500		31T	750	31-AGM7	31-MHD		31-LHD	31-XHD	
	1998-97	C6500 Topkick, C7500 Topkick, T6500, T7500		31T	900	31-AGM7	31-MHD		31-HD	31-XHD	
	1998-97	C6500 Topkick, C7500 Topkick, T6500, T7500		78	770	MTX-78	C78DT-XHD		MTP-78DT ⁶	MTP-78DT	
	1990-81	C7000	7.0L	71	390	MTZ-75DT			MTP-75DT	MT-75	
1990-80	C7000	10.4L	31T ²	580	31-AGM7	31-MHD	31-ECL	31-LHD	31-VHD		

Year	Model	Options	Group Size	Rating (CCA)	AGM	XHD/MHD	ECL	Alternate 1	Alternate 2	
GMC • Medium/Heavy Truck (continued)										
1990-80	C7000	8.2L	31T ²	580	31-AGM7	31-MHD	31-ECL	31-LHD	31-VHD	
1990-80	C7000		31T	630	31-AGM7	31-MHD	31-ECL	31-LHD	31-VHD	
1990-80	C7000		74	550	MTX-78	C78DT-XHD		MT-78	MTP-78	
1990-80	C7000		78	540	MTX-78	C78DT-XHD		MT-78	MTP-78	
1990-80	C7000		31T ²	625	31-AGM7	31-MHD	31-ECL	31-LHD	31-VHD	
1990-80	C7000		31T ²	630	31-AGM7	31-MHD	31-ECL	31-LHD	31-VHD	
1990-80	C7000		74 ²	540	MTX-78	C78DT-XHD		MT-78	MTP-78	
1985-82	C7000	6.1L	31T ²	580	31-AGM7	31-MHD	31-ECL	31-LHD	31-VHD	
1985-82	C7000		31T ²	625	31-AGM7	31-MHD	31-ECL	31-LHD	31-VHD	
1985-82	C7000		31T ²	630	31-AGM7	31-MHD	31-ECL	31-LHD	31-VHD	
1985-82	C7000		74 ²	540	MTX-78	C78DT-XHD		MT-78	MTP-78	
1982-80	C7000	9.1L	31T ²	580	31-AGM7	31-MHD	31-ECL	31-LHD	31-VHD	
1982-80	C7000		31T ²	625	31-AGM7	31-MHD	31-ECL	31-LHD	31-VHD	
1982-80	C7000		31T ²	630	31-AGM7	31-MHD	31-ECL	31-LHD	31-VHD	
1982-80	C7000		74 ²	540	MTX-78	C78DT-XHD		MT-78	MTP-78	
1980	C7000	7.0L	71	350	MTZ-75DT			MT-75	MTP-75	
1980	C7000	7.4L	71	350	MTZ-75DT			MT-75	MTP-75	
1980	C7000		31T	630	31-AGM7	31-MHD	31-ECL	31-LHD	31-VHD	
1980	C7000		71	350	MTZ-75DT			MT-75	MTP-75	
1980	C7000		71	390	MTZ-75DT			MTP-75DT	MT-75	
1980	C7000		74	550	MTX-78	C78DT-XHD		MT-78	MTP-78	
1980	C7000		78	540	MTX-78	C78DT-XHD		MT-78	MTP-78	
2009-08	C8500 Topkick	7.2L	31T ^{2,3}	700	31-AGM7	31-MHD	31-ECL	31-LHD	31-XHD	
2009-08	C8500 Topkick		31T ^{2,3}	750	31-AGM7	31-MHD		31-LHD	31-XHD	
2009-03	C8500 Topkick	8.1L	78 ²	600	MTX-78	C78DT-XHD		MT-78	MTP-78	
2009-03	C8500 Topkick		78 ²	750	MTX-78	C78DT-XHD		MTP-78	MTP-78DT	
2007	C8500 Topkick	5.3L	78 ²	600	MTX-78	C78DT-XHD		MT-78	MTP-78	
2007	C8500 Topkick		31T ²	700	31-AGM7	31-MHD	31-ECL	31-LHD	31-XHD	
2007	C8500 Topkick		78 ²	750	MTX-78	C78DT-XHD		MTP-78	MTP-78DT	
2006-03	C8500 Topkick	7.2L	31T ^{2,3}	700	31-AGM7	31-MHD	31-ECL	31-LHD	31-XHD	
2006-03	C8500 Topkick		31T ^{2,3}	750	31-AGM7	31-MHD		31-LHD	31-XHD	
2020-10	Savana 4500		78	770	MTX-78	C78DT-XHD		MTP-78DT ⁶	MTP-78DT	
2020-09	Savana 4500	6.0L	78	600	MTX-78	C78DT-XHD		MT-78	MTP-78	
2016-09	Savana 4500		78 ²	770	MTX-78	C78DT-XHD		MTP-78DT ⁶	MTP-78DT	
2009-04	T6500, T7500	7.8L	31T ^{2,3}	700	31-AGM7	31-MHD	31-ECL	31-LHD	31-XHD	
2009-04	T6500, T7500		31T ^{2,3}	750	31-AGM7	31-MHD		31-LHD	31-XHD	
2009	T6500, T7500		48 ²	770	MTX-48/H6 ⁴⁸			MTP-48/H6 ⁴⁸		
2002-99	T6500, T7500	7.8L	31T	625	31-AGM7	31-MHD	31-ECL	31-LHD	31-VHD	
2002-99	T6500, T7500		31T	750	31-AGM7	31-MHD		31-LHD	31-XHD	
2002-99	T6500, T7500		31T	900	31-AGM7	31-MHD		31-HD	31-XHD	
2008-05	W3500 Forward	5.2L	31T ^{2,3}	700	31-AGM7	31-MHD	31-ECL	31-LHD	31-XHD	
2008-05	W3500 Forward		48 ²	700	MTX-48/H6			MTP-48/H6		
2008-05	W3500 Forward		31T ^{2,3}	750	31-AGM7	31-MHD		31-LHD	31-XHD	
2008-04	W3500 Forward	6.0L	78	600	MTX-78	C78DT-XHD		MT-78	MTP-78	
2008-04	W3500 Forward		31T	700	31-AGM7	31-MHD	31-ECL	31-LHD	31-XHD	
2008-04	W3500 Forward		78	750	MTX-78	C78DT-XHD ⁶		MTP-78DT ⁶	MTP-78	
2008-04	W3500 Forward		31T ²	700	31-AGM7	31-MHD	31-ECL	31-LHD	31-XHD	
1999-95	W3500 Forward	5.7L	71	390	MTZ-75DT			MTP-75DT	MT-75	
1999-95	W3500 Forward		31T	630	31-AGM7	31-MHD	31-ECL	31-LHD	31-VHD	
1999-95	W3500 Forward		74	550	MTX-78	C78DT-XHD		MT-78	MTP-78	
1999-95	W3500 Forward		78	540	MTX-78	C78DT-XHD		MT-78	MTP-78	
1998-95	W3500 Forward	3.9L	31T ²	750	31-AGM7	31-MHD		31-LHD	31-XHD	
2004-00	W3500 Forward, W4500 Forward	4.8L	78	600	MTX-78	C78DT-XHD		MT-78	MTP-78	
2004-00	W3500 Forward, W4500 Forward		31T	700	31-AGM7	31-MHD	31-ECL	31-LHD	31-XHD	
2004-00	W3500 Forward, W4500 Forward		78	750	MTX-78	C78DT-XHD ⁶		MTP-78DT ⁶	MTP-78	
2004-00	W3500 Forward, W4500 Forward		31T ²	700	31-AGM7	31-MHD	31-ECL	31-LHD	31-XHD	
2003-00	W3500 Forward, W4500 Forward	5.7L	78	600	MTX-78	C78DT-XHD		MT-78	MTP-78	
2003-00	W3500 Forward, W4500 Forward		31T	700	31-AGM7	31-MHD	31-ECL	31-LHD	31-XHD	
2003-00	W3500 Forward, W4500 Forward		78	750	MTX-78	C78DT-XHD ⁶		MTP-78DT ⁶	MTP-78	
2003-00	W3500 Forward, W4500 Forward		31T ²	700	31-AGM7	31-MHD	31-ECL	31-LHD	31-XHD	
1999	W3500 Forward, W4500 Forward	4.8L	71	390	MTZ-75DT			MTP-75DT	MT-75	
1999	W3500 Forward, W4500 Forward		31T	630	31-AGM7	31-MHD	31-ECL	31-LHD	31-VHD	
1999	W3500 Forward, W4500 Forward		74	550	MTX-78	C78DT-XHD		MT-78	MTP-78	
1999	W3500 Forward, W4500 Forward		78	540	MTX-78	C78DT-XHD		MT-78	MTP-78	
2010-03	W4500 Forward	6.0L	78	600	MTX-78	C78DT-XHD		MT-78	MTP-78	
2010-03	W4500 Forward		31T	700	31-AGM7	31-MHD	31-ECL	31-LHD	31-XHD	
2010-03	W4500 Forward		78	750	MTX-78	C78DT-XHD ⁶		MTP-78DT ⁶	MTP-78	
2010-03	W4500 Forward		31T ²	700	31-AGM7	31-MHD	31-ECL	31-LHD	31-XHD	
1999-98	W4500 Forward	5.7L	71	390	MTZ-75DT			MTP-75DT	MT-75	
1999-98	W4500 Forward		31T	630	31-AGM7	31-MHD	31-ECL	31-LHD	31-VHD	
1999-98	W4500 Forward		74	550	MTX-78	C78DT-XHD		MT-78	MTP-78	
1999-98	W4500 Forward		78	540	MTX-78	C78DT-XHD		MT-78	MTP-78	

Automotive & Light Truck
Automotrices y Camiones
Livianos
Automobile et Camionnette

Heavy-Duty Truck
Camiones Para Servicio Pesado
Poids Lourds

Agriculture
Agricultura
Agriculture

Industrial
Industrial
Industrial

Lawn & Garden
Césped y Jardín
Jardin et Pelouse

Powersports
Vehículos Deportivos
Sports Motorises

Reference
Referencia
Référence

	Year	Model	Options	Group Size	Rating (CCA)	AGM	XHD/MHD	ECL	Alternate 1	Alternate 2	
Automotive & Light Truck Automotrices y Camiones Livianos Automobile et Camionnette	GMC • Medium/Heavy Truck (continued)										
	1998-97	W4500 Forward	3.9L	31T ²	750	31-AGM7	31-MHD		31-LHD	31-XHD	
	2010-05	W4500 Forward, W5500 Forward	5.2L	31T ^{2,3}	700	31-AGM7	31-MHD	31-ECL	31-LHD	31-XHD	
	2010-05	W4500 Forward, W5500 Forward		31T ^{2,3}	750	31-AGM7	31-MHD		31-LHD	31-XHD	
	2004-99	W5500 Forward	4.8L	78	600	MTX-78	C78DT-XHD		MT-78	MTP-78	
	2004-99	W5500 Forward		31T	700	31-AGM7	31-MHD	31-ECL	31-LHD	31-XHD	
	2004-99	W5500 Forward		78	750	MTX-78	C78DT-XHD ⁵		MTP-78DT ⁶	MTP-78	
	2004-99	W5500 Forward		31T ²	700	31-AGM7	31-MHD	31-ECL	31-LHD	31-XHD	
	2009-05	W5500HD Forward	5.2L	31T ^{2,3}	700	31-AGM7	31-MHD	31-ECL	31-LHD	31-XHD	
	2009-05	W5500HD Forward		31T ^{2,3}	750	31-AGM7	31-MHD		31-LHD	31-XHD	
	2004	W5500HD Forward	4.8L	78	600	MTX-78	C78DT-XHD		MT-78	MTP-78	
	2004	W5500HD Forward		31T	700	31-AGM7	31-MHD	31-ECL	31-LHD	31-XHD	
	2004	W5500HD Forward		78	750	MTX-78	C78DT-XHD ⁵		MTP-78DT ⁶	MTP-78	
	2004	W5500HD Forward		31T ²	700	31-AGM7	31-MHD	31-ECL	31-LHD	31-XHD	
	Heavy-Duty Truck Camiones Para Servicio Pesado Poids Lourds	Grande West • Medium/Heavy Truck									
2016-15		27 Foot		8D ^{2,3}	1150	8D-AGMX	8D-XHD		8D-MHD		
2016-15		27 Foot		31T ^{2,3}	925	31-AGM7	31-MHD		31-HD	31-XHD	
2021-15		30 Foot		31T ^{2,3}	925	31-AGM7	31-MHD		31-HD	31-XHD	
2017		30 Foot		8D ^{2,3}	1150	8D-AGMX	8D-XHD		8D-MHD		
2019-16		33 Foot		8D ^{2,3}	1150	8D-AGMX	8D-XHD		8D-MHD		
2017		33 Foot		31T ^{2,3}	925	31-AGM7	31-MHD		31-HD	31-XHD	
2019-18		35 Foot		31T ^{2,3}	925	31-AGM7	31-MHD		31-HD	31-XHD	
2021		35 Foot		8D ^{2,3}	1150	8D-AGMX	8D-XHD		8D-MHD		
2021		38 Foot		8D ^{2,3}	1150	8D-AGMX	8D-XHD		8D-MHD		
2021		38 Foot		31T ^{2,3}	925	31-AGM7	31-MHD		31-HD	31-XHD	
Agriculture Agricultura Agriculture	Grumman • Class 8 Fire/Crash										
	1989-85	Fire, Fire Truck, Panther Fire		31T ⁴	475	31-AGM7	31-MHD	31-ECL	31-LHD	31-VHD	
Industrial Industrial Industriel	Hino • Medium/Heavy Truck										
	2020-12	155	5.0L	31T	625	31-AGM7	31-MHD	31-ECL	31-LHD	31-VHD	
	2020-12	195	5.0L	31T ²	625	31-AGM7	31-MHD	31-ECL	31-LHD	31-VHD	
	2023-11	198	7.7L	31T ²	625	31-AGM7	31-MHD	31-ECL	31-LHD	31-VHD	
	2014-05	238	7.7L	31T ²	625	31-AGM7	31-MHD	31-ECL	31-LHD	31-VHD	
	2023-06	258	7.7L	31T ²	625	31-AGM7	31-MHD	31-ECL	31-LHD	31-VHD	
	2008-05	308	7.7L	31T ²	625	31-AGM7	31-MHD	31-ECL	31-LHD	31-VHD	
	2023-08	358	7.7L	31T ²	625	31-AGM7	31-MHD	31-ECL	31-LHD	31-VHD	
	2010-05	145, 165, 185	4.7L	31T ²	625	31-AGM7	31-MHD	31-ECL	31-LHD	31-VHD	
	2014	195DC	5.0L	31T ²	625	31-AGM7	31-MHD	31-ECL	31-LHD	31-VHD	
	2020-12	195h	5.0L	31T ²	925	31-AGM7	31-MHD		31-HD	31-XHD	
	2014	195h DC	5.0L	31T ²	925	31-AGM7	31-MHD		31-HD	31-XHD	
	2014-08	258ALP, 268A, 338CT	7.7L	31T ²	625	31-AGM7	31-MHD	31-ECL	31-LHD	31-VHD	
	2014-06	258LP	7.7L	31T ²	625	31-AGM7	31-MHD	31-ECL	31-LHD	31-VHD	
	2023-05	268, 338	7.7L	31T ²	625	31-AGM7	31-MHD	31-ECL	31-LHD	31-VHD	
	1991-89	FA14	3.8L	31T ²	625	31-AGM7	31-MHD	31-ECL	31-LHD	31-VHD	
	1997-93	FA1415, FB1715	3.8L	31T ²	625	31-AGM7	31-MHD	31-ECL	31-LHD	31-VHD	
	1992	FA15, FB15	3.8L	31T ²	625	31-AGM7	31-MHD	31-ECL	31-LHD	31-VHD	
	2004-98	FA1517, FB1817	5.3L	31T ²	625	31-AGM7	31-MHD	31-ECL	31-LHD	31-VHD	
	1991-87	FB14	3.8L	31T ²	625	31-AGM7	31-MHD	31-ECL	31-LHD	31-VHD	
	1987-86	FD16, FE16	5.8L	31T ²	625	31-AGM7	31-MHD	31-ECL	31-LHD	31-VHD	
	1991-88	FD17	6.7L	31T ²	625	31-AGM7	31-MHD	31-ECL	31-LHD	31-VHD	
	1992	FD20, FE20, FF20, FF23, GC20, SG20	6.5L	31T ²	625	31-AGM7	31-MHD	31-ECL	31-LHD	31-VHD	
	1997-93	FD2218, FD2218LP, FE2618, FF3018, FF3020, SG3320, SG3323	6.5L	31T ²	625	31-AGM7	31-MHD	31-ECL	31-LHD	31-VHD	
	Lawn & Garden Césped y Jardín Jardin et Pelouse	2002-98	FD2220, FF3020, SG3320	8.0L	31T ²	625	31-AGM7	31-MHD	31-ECL	31-LHD	31-VHD
		2004-03	FD2320	8.0L	31T ²	625	31-AGM7	31-MHD	31-ECL	31-LHD	31-VHD
		1991-84	FE17, FF17	6.7L	31T ²	625	31-AGM7	31-MHD	31-ECL	31-LHD	31-VHD
1991-85		FE19, FF19	6.5L	31T ²	625	31-AGM7	31-MHD	31-ECL	31-LHD	31-VHD	
2004-98		FE2620, SG3325	8.0L	31T ²	625	31-AGM7	31-MHD	31-ECL	31-LHD	31-VHD	
1989		FF19	5.9L	31T ²	625	31-AGM7	31-MHD	31-ECL	31-LHD	31-VHD	
1989		FF19	6.7L	31T ²	625	31-AGM7	31-MHD	31-ECL	31-LHD	31-VHD	
2004		FF3020, SG3320	8.0L	31T ²	625	31-AGM7	31-MHD	31-ECL	31-LHD	31-VHD	
1988-87		FFC1	5.9L	31T ²	625	31-AGM7	31-MHD	31-ECL	31-LHD	31-VHD	
1985		FG19	6.5L	31T ²	625	31-AGM7	31-MHD	31-ECL	31-LHD	31-VHD	
1985-84		FG22	9.4L	31T ²	625	31-AGM7	31-MHD	31-ECL	31-LHD	31-VHD	
1991-90		GC17, SF17	6.7L	31T ²	625	31-AGM7	31-MHD	31-ECL	31-LHD	31-VHD	
1989		SF17	6.5L	31T ²	625	31-AGM7	31-MHD	31-ECL	31-LHD	31-VHD	
1988		SF17	6.7L	31T ²	625	31-AGM7	31-MHD	31-ECL	31-LHD	31-VHD	
1991-86		SG19	6.5L	31T ²	625	31-AGM7	31-MHD	31-ECL	31-LHD	31-VHD	
1986	SG22	9.4L	31T ²	625	31-AGM7	31-MHD	31-ECL	31-LHD	31-VHD		
1992-86	SG23	6.5L	31T ²	625	31-AGM7	31-MHD	31-ECL	31-LHD	31-VHD		
1992-89	SG231	6.5L	31T ²	625	31-AGM7	31-MHD	31-ECL	31-LHD	31-VHD		
1996-93	SG5523	6.5L	31T ²	625	31-AGM7	31-MHD	31-ECL	31-LHD	31-VHD		
Reference Referencia Référence											

Year	Model	Options	Group Size	Rating (CCA)	AGM	XHD/MHD	ECL	Alternate 1	Alternate 2
HME • Class 8 Truck									
2015-02	1871		31T ⁴	925	31-AGM7	31-MHD		31-HD	31-XHD
1993-84	1871		31T ⁴	925	31-AGM7	31-MHD		31-HD	31-XHD
2004-90	Fire Truck, HT-700, MD-3060, MT-643, MT-647		31T ⁴	925	31-AGM7	31-MHD		31-HD	31-XHD
2002-83	VT-100		31T ⁴	925	31-AGM7	31-MHD		31-HD	31-XHD
IC Corporation • Medium/Heavy Truck									
2007	3200	6.0L	31T ⁴	650	31-AGM7	31-MHD	31-ECL	31-LHD	31-VHD
2007	3200		31T ⁴	925	31-AGM7	31-MHD		31-HD	31-XHD
2020-16	1300 FBC	5.9L	31T ⁴	650	31-AGM7	31-MHD	31-ECL	31-LHD	31-VHD
2020-16	1300 FBC	6.7L	31T ⁴	650	31-AGM7	31-MHD	31-ECL	31-LHD	31-VHD
2020-16	1300 FBC	6.7L	31T ⁴	925	31-AGM7	31-MHD		31-HD	31-XHD
2015-12	1300 FBC	7.6L	31T ⁴	650	31-AGM7	31-MHD	31-ECL	31-LHD	31-VHD
2015-12	1300 FBC		31T ⁴	925	31-AGM7	31-MHD		31-HD	31-XHD
2023	1300 FBC	6.7L	31T ⁴	650	31-AGM7	31-MHD	31-ECL	31-LHD	31-VHD
2023	1300 FBC	6.7L	31T ⁴	925	31-AGM7	31-MHD		31-HD	31-XHD
2016	1300 FBC		31T ⁴	925	31-AGM7	31-MHD		31-HD	31-XHD
2007-05	1652 SC	6.0L	31T ⁴	650	31-AGM7	31-MHD	31-ECL	31-LHD	31-VHD
2007-05	1652 SC		31T ⁴	925	31-AGM7	31-MHD		31-HD	31-XHD
2004-03	1652 SC	7.3L	31T ⁴	650	31-AGM7	31-MHD	31-ECL	31-LHD	31-VHD
2004-03	1652 SC		31T ⁴	925	31-AGM7	31-MHD		31-HD	31-XHD
2007-05	3000 Chassis	All	31T ⁴	650	31-AGM7	31-MHD	31-ECL	31-LHD	31-VHD
2007-05	3000 Chassis		31T ⁴	925	31-AGM7	31-MHD		31-HD	31-XHD
2006-05	3000 Chassis		31T ⁴	925	31-AGM7	31-MHD		31-HD	31-XHD
2007-06	3000 IC	6.0L	31T	925	31-AGM7	31-MHD		31-HD	31-XHD
2007-06	3000 IC	6.0L, 7.6L	31T	650	31-AGM7	31-MHD	31-ECL	31-LHD	31-VHD
2007-06	3000 IC		31T	925	31-AGM7	31-MHD		31-HD	31-XHD
2004	3000 IC		31T	925	31-AGM7	31-MHD		31-HD	31-XHD
2004	3001 IC	7.6L	31T	650	31-AGM7	31-MHD	31-ECL	31-LHD	31-VHD
2007	3200 Chassis		31T	650	31-AGM7	31-MHD	31-ECL	31-LHD	31-VHD
2007	3200 Chassis		31T	925	31-AGM7	31-MHD		31-HD	31-XHD
2005	3300 Chassis	6.0L	31T ⁴	640	31-AGM7	31-MHD	31-ECL	31-LHD	31-VHD
2005	3300 Chassis	7.6L	31T ⁴	640	31-AGM7	31-MHD	31-ECL	31-LHD	31-VHD
2005	3300 Chassis		31T ⁴	925	31-AGM7	31-MHD		31-HD	31-XHD
2003	3800 Chassis	All	31T	640	31-AGM7	31-MHD	31-ECL	31-LHD	31-VHD
2003	3800 Chassis		31T	925	31-AGM7	31-MHD		31-HD	31-XHD
2016-12	AC Commercial and School Bus	All	31T ²	1100	31-AGMX	31-XHD ⁴⁸			
2015-13	AE, AR School Bus	All	31T ²	1100	31-AGMX	31-XHD ⁴⁸			
2008	BE Commercial Bus, BE School Bus	All	31T ²	1100	31-AGMX	31-XHD ⁴⁸			
2015-08	BE School Bus, HC Integrated Commercial	6.4L	31T ²	1100	31-AGMX	31-XHD ⁴⁸			
2023-15	CE Commercial	5.9L	31T ²	1100	31-AGMX	31-XHD ⁴⁸			
2022-10	CE Commercial	6.4L	31T ²	1100	31-AGMX	31-XHD ⁴⁸			
2022-10	CE Commercial	7.6L	31T ²	1100	31-AGMX	31-XHD ⁴⁸			
2008	CE Commercial	6.4L	31T ²	1100	31-AGMX	31-XHD ⁴⁸			
2008	CE Commercial	7.6L	31T ²	1100	31-AGMX	31-XHD ⁴⁸			
2006-03	CE Commercial	7.6L	31T ²	1100	31-AGMX	31-XHD ⁴⁸			
2008-05	CE Commercial, CE Integrated, RE School Bus	6.0L	31T ²	1100	31-AGMX	31-XHD ⁴⁸			
2004-03	CE Commercial, CE School Bus, RE Commercial, RE School Bus	7.3L	31T ²	1100	31-AGMX	31-XHD ⁴⁸			
2015-05	CE Integrated	7.6L	31T ²	1100	31-AGMX	31-XHD ⁴⁸			
2009-08	CE Integrated	6.4L	31T ²	1100	31-AGMX	31-XHD ⁴⁸			
2023-16	CE School Bus	8.8L	31T ²	1100	31-AGMX	31-XHD ⁴⁸			
2023-15	CE School Bus	5.9L	31T ²	1100	31-AGMX	31-XHD ⁴⁸			
2022-10	CE School Bus	6.4L	31T ²	1100	31-AGMX	31-XHD ⁴⁸			
2022-10	CE School Bus	7.6L	31T ²	1100	31-AGMX	31-XHD ⁴⁸			
2004-03	CE School Bus, FE Commercial, FE School Bus, RE School Bus	7.6L	31T ²	1100	31-AGMX	31-XHD ⁴⁸			
2011-08	FE Commercial	7.6L	31T ²	1100	31-AGMX	31-XHD ⁴⁸			
2008-07	FE Integrated	7.6L	31T ²	1100	31-AGMX	31-XHD ⁴⁸			
2005	FE Integrated, RE Integrated	7.6L	31T ²	1100	31-AGMX	31-XHD ⁴⁸			
2011-06	FE School Bus	7.6L	31T ²	1100	31-AGMX	31-XHD ⁴⁸			
2019-07	HC Integrated Commercial	6.0L	31T ²	1100	31-AGMX	31-XHD ⁴⁸			
2017-08	HC Integrated Commercial	5.9L	31T ²	1100	31-AGMX	31-XHD ⁴⁸			
2017-08	HC Integrated Commercial	7.6L	31T ²	1100	31-AGMX	31-XHD ⁴⁸			
2022-19	RE Commercial	8.9L	31T ²	1100	31-AGMX	31-XHD ⁴⁸			
2022-03	RE Commercial	7.6L	31T ²	1100	31-AGMX	31-XHD ⁴⁸			
2007	RE Commercial	6.0L	31T ²	1100	31-AGMX	31-XHD ⁴⁸			
2004-03	RE Commercial, RE School Bus	8.7L	31T ²	1100	31-AGMX	31-XHD ⁴⁸			
2005	RE Integrated	6.0L	31T ²	1100	31-AGMX	31-XHD ⁴⁸			
2023-19	RE School Bus	8.9L	31T ²	1100	31-AGMX	31-XHD ⁴⁸			
2022-19	RE School Bus	7.6L	31T ²	1100	31-AGMX	31-XHD ⁴⁸			

Automotive & Light Truck
Automotrices y Camiones
Livianos
Automobile et Camionnette

Heavy-Duty Truck
Camiones Para Servicio Pesado
Poids Lourds

Agriculture
Agrícola
Agriculture

Industrial
Industrial
Industrial

Lawn & Garden
Césped y Jardín
Jardin et Pelouse

Powersports
Vehículos Deportivos
Sports Motorisés

Reference
Referencia
Référence

	Year	Model	Options	Group Size	Rating (CCA)	AGM	XHD/MHD	ECL	Alternate 1	Alternate 2	
Automotive & Light Truck Automotrices y Camiones Livianos Automobile et Camionnette	IC Corporation • Motor Coach Bus Chassis										
	2014-10	Hybrid HC		31T ²	1100	31-AGMX	31-XHD ^{4B}				
	IC Corporation • School Bus Chassis										
	2014-10	Hybrid CE		31T ²	1100	31-AGMX	31-XHD ^{4B}				
	IC Corporation • Shuttle Bus Chassis										
	2014-10	LC Series		31T ²	1100	31-AGMX	31-XHD ^{4B}				
	2022-20	TC Commercial Bus	5.9L	31T ²	1100	31-AGMX	31-XHD ^{4B}				
	International • Class 8 Truck										
Heavy-Duty Truck Camiones Para Servicio Pesado Poids Lour	1990-81	9370		31T ⁴	650	31-AGM7	31-MHD	31-ECL	31-LHD	31-VHD	
	1990-84	Truck		31T ²	550	31-AGM7	31-MHD	31-ECL	31-LHD	31-VHD	
	1990-81	Truck		31T ⁴	650	31-AGM7	31-MHD	31-ECL	31-LHD	31-VHD	
	1990-81	Truck		31T ⁴	925	31-AGM7	31-MHD		31-HD	31-XHD	
	1989-84	Truck		31T ³	550	31-AGM7	31-MHD	31-ECL	31-LHD	31-VHD	
	1983-81	Truck		24	345	MTZ-34 ¹	C24-XHD		MT-24	MTP-24	
	1983-81	Truck		24	435	MTZ-34 ¹	C24-XHD		MT-24	MTP-24	
	1983-81	Truck		27H	435	MTZ-34 ¹	C24-XHD		MT-24	MTP-24	
	1983-81	Truck		30H	520				29H-VHD		
	1983-81	Truck		31T ³	500	31-AGM7	31-MHD	31-ECL	31-LHD	31-VHD	
	1983-81	Truck		31T ^{3,50}	600	31-AGM7	31-MHD	31-ECL	31-LHD	31-VHD	
	1983-81	Truck		31T ^{3,50}	625	31-AGM7	31-MHD	31-ECL	31-LHD	31-VHD	
	1982-81	Truck		4D	700	4D-AGMX	4D-XHD				
1982-81	Truck		8D	880	8D-AGMX	8D-XHD		8D-MHD			
	International • Medium/Heavy Truck										
Agriculture Agrícola Agriculture	1989-88	1654	7.3L	31T	650	31-AGM7	31-MHD	31-ECL	31-LHD	31-VHD	
	1989-88	1654		31T	925	31-AGM7	31-XHD		31-HD	31-XHD	
	1988-83	1654	6.9L	31T	650	31-AGM7	31-MHD	31-ECL	31-LHD	31-VHD	
	1988-83	1654		31T	925	31-AGM7	31-XHD		31-HD	31-XHD	
	1982-80	1654	9.0L	31T	650	31-AGM7	31-MHD	31-ECL	31-LHD	31-VHD	
	1982-80	1654		31T	925	31-AGM7	31-XHD		31-HD	31-XHD	
	1985-79	1724		31T ⁴	925	31-AGM7	31-MHD		31-HD	31-XHD	
	1982-79	1724	6.4L	31T ³	600	31-AGM7	31-MHD	31-ECL	31-LHD	31-VHD	
	1982-79	1724	6.6L	31T ³	600	31-AGM7	31-MHD	31-ECL	31-LHD	31-VHD	
	1982-79	1724		31T ^{3,50}	455	31-AGM7	31-MHD	31-ECL	31-LHD	31-VHD	
Industrial Industrial Industriel	1982-79	1724		31T ^{3,50}	625	31-AGM7	31-MHD	31-ECL	31-LHD	31-VHD	
	1982-79	1724		31T ⁴	650	31-AGM7	31-MHD	31-ECL	31-LHD	31-VHD	
	1979	1724	7.3L	31T ³	600	31-AGM7	31-MHD	31-ECL	31-LHD	31-VHD	
	1979	1724		24	345	MTZ-34 ¹	C24-XHD		MT-24	MTP-24	
	1979	1724		24	435	MTZ-34 ¹	C24-XHD		MT-24	MTP-24	
	1979	1724		4D	700	4D-AGMX	4D-XHD				
	1979	1724		8D	880	8D-AGMX	8D-XHD		8D-MHD		
	1979	1724		31T ^{3,50}	455	31-AGM7	31-MHD	31-ECL	31-LHD	31-VHD	
	1979	1724		31T ^{3,50}	625	31-AGM7	31-MHD	31-ECL	31-LHD	31-VHD	
	1979	1724		31T ⁴	650	31-AGM7	31-MHD	31-ECL	31-LHD	31-VHD	
Lawn & Garden Césped y Jardín Jardin et Pelouse	1979	1724		31T ⁴	925	31-AGM7	31-MHD		31-HD	31-XHD	
	1989-86	1754	5.9L	31T ⁴	650	31-AGM7	31-MHD	31-ECL	31-LHD	31-VHD	
	1989-86	1754	7.6L	31T ⁴	650	31-AGM7	31-MHD	31-ECL	31-LHD	31-VHD	
	1989-86	1754		31T ⁴	925	31-AGM7	31-MHD		31-HD	31-XHD	
	1982-79	1754	9.0L	31T ³	600	31-AGM7	31-MHD	31-ECL	31-LHD	31-VHD	
	1982-79	1754		31T ^{3,50}	455	31-AGM7	31-MHD	31-ECL	31-LHD	31-VHD	
	1979	1754	7.6L	31T ³	600	31-AGM7	31-MHD	31-ECL	31-LHD	31-VHD	
	1979	1754		24	345	MTZ-34 ¹	C24-XHD		MT-24	MTP-24	
	1979	1754		24	435	MTZ-34 ¹	C24-XHD		MT-24	MTP-24	
	1979	1754		4D	700	4D-AGMX	4D-XHD				
Powersports Vehiculos Deportivos Sports Motorisés	1979	1754		8D	880	8D-AGMX	8D-XHD		8D-MHD		
	1979	1754		31T ^{3,50}	455	31-AGM7	31-MHD	31-ECL	31-LHD	31-VHD	
	1979	1754		31T ^{3,50}	625	31-AGM7	31-MHD	31-ECL	31-LHD	31-VHD	
	1979	1754		31T ⁴	650	31-AGM7	31-MHD	31-ECL	31-LHD	31-VHD	
	1979	1754		31T ⁴	925	31-AGM7	31-MHD		31-HD	31-XHD	
	1984-79	1824		31T ⁴	925	31-AGM7	31-MHD		31-HD	31-XHD	
	1983-79	1824		24	345	MTZ-34 ¹	C24-XHD		MT-24	MTP-24	
	1983-79	1824		31T ^{3,50}	625	31-AGM7	31-MHD	31-ECL	31-LHD	31-VHD	
	1983-79	1824		31T ⁴	650	31-AGM7	31-MHD	31-ECL	31-LHD	31-VHD	
	1981	1824	6.6L	31T ^{3,50}	600	31-AGM7	31-MHD	31-ECL	31-LHD	31-VHD	
Reference Referencia Référence	1981	1824	7.3L	31T ^{3,50}	600	31-AGM7	31-MHD	31-ECL	31-LHD	31-VHD	
	1981	1824		27H	435	MTZ-34 ¹	C24-XHD		MT-24	MTP-24	
	1981	1824		31T ³	500	31-AGM7	31-MHD	31-ECL	31-LHD	31-VHD	
	1980-79	1824	6.4L	31T ³	600	31-AGM7	31-MHD	31-ECL	31-LHD	31-VHD	
	1980-79	1824	6.6L	31T ³	600	31-AGM7	31-MHD	31-ECL	31-LHD	31-VHD	
	1980-79	1824	7.3L	31T ³	600	31-AGM7	31-MHD	31-ECL	31-LHD	31-VHD	
	1980-79	1824		31T ^{3,50}	455	31-AGM7	31-MHD	31-ECL	31-LHD	31-VHD	
	1983-82	1854		31T ³	500	31-AGM7	31-MHD	31-ECL	31-LHD	31-VHD	

Year	Model	Options	Group Size	Rating (CCA)	AGM	XHD/MHD	ECL	Alternate 1	Alternate 2
International • Medium/Heavy Truck (continued)									
1981-79	1854		31T	500	31-AGM7	31-MHD	31-ECL	31-LHD	31-VHD
1984-79	1954		31T ⁴	925	31-AGM7	31-MHD		31-HD	31-XHD
1983	1954		31T ²	500	31-AGM7	31-MHD	31-ECL	31-LHD	31-VHD
1983	1954		31T ^{3,50}	625	31-AGM7	31-MHD	31-ECL	31-LHD	31-VHD
1982-79	1954		31T ³	500	31-AGM7	31-MHD	31-ECL	31-LHD	31-VHD
1982	1954		31T ^{3,50}	635	31-AGM7	31-MHD	31-ECL	31-LHD	31-VHD
1981-79	1954		31T ^{3,50}	625	31-AGM7	31-MHD	31-ECL	31-LHD	31-VHD
1980-79	2155	9.0L	31T ^{3,50}	600	31-AGM7	31-MHD	31-ECL	31-LHD	31-VHD
1980-79	2155		24	345	MTZ-34 ¹	C24-XHD		MT-24	MTP-24
1980-79	2155		24	435	MTZ-34 ¹	C24-XHD		MT-24	MTP-24
1980-79	2155		27H	435	MTZ-34 ¹	C24-XHD		MT-24	MTP-24
1980-79	2155		4D	700	4D-AGMX	4D-XHD			
1980-79	2155		8D	880	8D-AGMX	8D-XHD		8D-MHD	
1980-79	2155		31T ³	500	31-AGM7	31-MHD	31-ECL	31-LHD	31-VHD
1980-79	2155		31T ^{3,50}	625	31-AGM7	31-MHD	31-ECL	31-LHD	31-VHD
1980-79	2155		31T ⁴	650	31-AGM7	31-MHD	31-ECL	31-LHD	31-VHD
1980-79	2155		31T ⁴	925	31-AGM7	31-MHD		31-HD	31-XHD
2002-84	2554	7.6L	31T ⁴	650	31-AGM7	31-MHD	31-ECL	31-LHD	31-VHD
2002-79	2554		31T ⁴	925	31-AGM7	31-MHD		31-HD	31-XHD
1983-79	2554	7.6L	31T ³	600	31-AGM7	31-MHD	31-ECL	31-LHD	31-VHD
1983-79	2554		31T ^{3,50}	455	31-AGM7	31-MHD	31-ECL	31-LHD	31-VHD
1987-84	2574	7.0L	31T ⁴	650	31-AGM7	31-MHD	31-ECL	31-LHD	31-VHD
1987-79	2574		31T ⁴	925	31-AGM7	31-MHD		31-HD	31-XHD
2002-91	2654	7.6L	31T ⁴	650	31-AGM7	31-MHD	31-ECL	31-LHD	31-VHD
2002-91	2654		31T ⁴	925	31-AGM7	31-MHD		31-HD	31-XHD
1999	2654	12.7L	31T ⁴	650	31-AGM7	31-MHD	31-ECL	31-LHD	31-VHD
1999	2654		31T ⁴	925	31-AGM7	31-MHD		31-HD	31-XHD
1998-97	2674	11.1L	31T ⁴	650	31-AGM7	31-MHD	31-ECL	31-LHD	31-VHD
1998-97	2674		31T ⁴	925	31-AGM7	31-MHD		31-HD	31-XHD
1998	2674	12.7L	31T ⁴	650	31-AGM7	31-MHD	31-ECL	31-LHD	31-VHD
1998	2674		31T ⁴	925	31-AGM7	31-MHD		31-HD	31-XHD
2002-96	3000	7.6L	31T ⁴	650	31-AGM7	31-MHD	31-ECL	31-LHD	31-VHD
2002-96	3000		31T ⁴	925	31-AGM7	31-MHD		31-HD	31-XHD
2000-97	3000	7.3L	31T ⁴	650	31-AGM7	31-MHD	31-ECL	31-LHD	31-VHD
2000-97	3000		31T ⁴	925	31-AGM7	31-MHD		31-HD	31-XHD
1999	3000	8.5L	31T ⁴	650	31-AGM7	31-MHD	31-ECL	31-LHD	31-VHD
1999	3000		31T ⁴	925	31-AGM7	31-MHD		31-HD	31-XHD
2011-08	3200	6.4L	31T ⁴	650	31-AGM7	31-MHD	31-ECL	31-LHD	31-VHD
2011-02	3200	6.0L	31T ⁴	650	31-AGM7	31-MHD	31-ECL	31-LHD	31-VHD
2011-02	3200	7.6L	31T ⁴	650	31-AGM7	31-MHD	31-ECL	31-LHD	31-VHD
2011-02	3200		31T ⁴	925	31-AGM7	31-MHD		31-HD	31-XHD
2004-03	3200	8.7L	31T ⁴	650	31-AGM7	31-MHD	31-ECL	31-LHD	31-VHD
2004-03	3200		31T ⁴	925	31-AGM7	31-MHD		31-HD	31-XHD
2011-05	3300	6.0L	31T ⁴	650	31-AGM7	31-MHD	31-ECL	31-LHD	31-VHD
2011-05	3300		31T ⁴	925	31-AGM7	31-MHD		31-HD	31-XHD
2002-96	3400	7.3L	31T ⁴	650	31-AGM7	31-MHD	31-ECL	31-LHD	31-VHD
2002-96	3400		31T ⁴	925	31-AGM7	31-MHD		31-HD	31-XHD
2001	3600	7.6L	31T ⁴	650	31-AGM7	31-MHD	31-ECL	31-LHD	31-VHD
2001	3600		31T ⁴	925	31-AGM7	31-MHD		31-HD	31-XHD
1999-95	3600	7.6L	31T ⁴	650	31-AGM7	31-MHD	31-ECL	31-LHD	31-VHD
1999-95	3600		31T ⁴	925	31-AGM7	31-MHD		31-HD	31-XHD
1999-92	3600	7.3L	31T ⁴	650	31-AGM7	31-MHD	31-ECL	31-LHD	31-VHD
1999-92	3600		31T ⁴	925	31-AGM7	31-MHD		31-HD	31-XHD
1995-93	3600	6.7L	31T ⁴	650	31-AGM7	31-MHD	31-ECL	31-LHD	31-VHD
1995-93	3600		31T ⁴	925	31-AGM7	31-MHD		31-HD	31-XHD
1994-92	3600	5.9L	31T ⁴	650	31-AGM7	31-MHD	31-ECL	31-LHD	31-VHD
1994-92	3600		31T ⁴	925	31-AGM7	31-MHD		31-HD	31-XHD
1993	3600	7.6L	31T ⁴	650	31-AGM7	31-MHD	31-ECL	31-LHD	31-VHD
1993	3600		31T ⁴	925	31-AGM7	31-MHD		31-HD	31-XHD
1992-91	3700	5.9L	31T ⁴	650	31-AGM7	31-MHD	31-ECL	31-LHD	31-VHD
1992-91	3700		31T ⁴	925	31-AGM7	31-MHD		31-HD	31-XHD
1990	3700	7.6L	31T ⁴	650	31-AGM7	31-MHD	31-ECL	31-LHD	31-VHD
1990	3700		31T ⁴	925	31-AGM7	31-MHD		31-HD	31-XHD
2004-94	3800	7.3L	31T ⁴	650	31-AGM7	31-MHD	31-ECL	31-LHD	31-VHD
2004	3800		31T ⁴	925	31-AGM7	31-MHD		31-HD	31-XHD
1999-98	3800	14.6L	31T ⁴	650	31-AGM7	31-MHD	31-ECL	31-LHD	31-VHD
1999-98	3800		31T ⁴	925	31-AGM7	31-MHD		31-HD	31-XHD
1987	3800	5.9L	31T ⁴	650	31-AGM7	31-MHD	31-ECL	31-LHD	31-VHD
1987	3800		31T ⁴	925	31-AGM7	31-MHD		31-HD	31-XHD
2012-06	4100	6.0L	31T ⁴	650	31-AGM7	31-MHD	31-ECL	31-LHD	31-VHD
2012-06	4100		31T ⁴	925	31-AGM7	31-MHD		31-HD	31-XHD
2011	4100	6.4L	31T ⁴	650	31-AGM7	31-MHD	31-ECL	31-LHD	31-VHD

Automotive & Light Truck
Automotrices y Camiones
Livianos
Automobile et Camionnette

Heavy-Duty Truck
Camiones Para Servicio Pesado
Poids Lourds

Agriculture
Agrícola
Agriculture

Industrial
Industrial
Industrial

Lawn & Garden
Césped y Jardín
Jardin et Pelouse

Powersports
Vehículos Deportivos
Sports Motorisés

Reference
Referencia
Référence

	Year	Model	Options	Group Size	Rating (CCA)	AGM	XHD/MHD	ECL	Alternate 1	Alternate 2	
Automotive & Light Truck Automotrices y Camiones Livianos Automobile et Camionnette	International • Medium/Heavy Truck (continued)										
	2010	4100	6.4L	31T	650	31-AGM7	31-MHD	31-ECL	31-LHD	31-VHD	
	2009-08	4100	6.4L	31T ⁴	650	31-AGM7	31-MHD	31-ECL	31-LHD	31-VHD	
	2010-02	4200	6.0L	31T ⁴	650	31-AGM7	31-MHD	31-ECL	31-LHD	31-VHD	
	2010-02	4200		31T ⁴	925	31-AGM7	31-MHD		31-HD	31-XHD	
	2020-14	4300		31T ⁴	925	31-AGM7	31-MHD		31-HD	31-XHD	
	2020-02	4300	6.4L	31T ⁴	650	31-AGM7	31-MHD	31-ECL	31-LHD	31-VHD	
	2020-02	4300	6.7L	31T ⁴	650	31-AGM7	31-MHD	31-ECL	31-LHD	31-VHD	
	2016-08	4300		31T ⁴	925	31-AGM7	31-MHD		31-HD	31-XHD	
	2020-02	4400	9.3L	31T ⁴	650	31-AGM7	31-MHD	31-ECL	31-LHD	31-VHD	
2019-04	4400		31T ⁴	925	31-AGM7	31-MHD		31-HD	31-XHD		
2006-02	4400	8.7L	31T ⁴	650	31-AGM7	31-MHD	31-ECL	31-LHD	31-VHD		
2006-02	4400		31T ⁴	925	31-AGM7	31-MHD		31-HD	31-XHD		
1995-90	4600	7.3L	31T ⁴	650	31-AGM7	31-MHD	31-ECL	31-LHD	31-VHD		
1995-90	4600		31T ⁴	925	31-AGM7	31-MHD		31-HD	31-XHD		
2008	4700	7.3L	31T ⁴	650	31-AGM7	31-MHD	31-ECL	31-LHD	31-VHD		
2008	4700		31T ⁴	925	31-AGM7	31-MHD		31-HD	31-XHD		
2005	4700	6.7L	31T ⁴	650	31-AGM7	31-MHD	31-ECL	31-LHD	31-VHD		
2005	4700		31T ⁴	925	31-AGM7	31-MHD		31-HD	31-XHD		
2001-00	4700	6.7L	31T ⁴	650	31-AGM7	31-MHD	31-ECL	31-LHD	31-VHD		
2001-00	4700	8.5L	31T ⁴	650	31-AGM7	31-MHD	31-ECL	31-LHD	31-VHD		
2001-00	4700		31T ⁴	925	31-AGM7	31-MHD		31-HD	31-XHD		
2001	4700	11.1L	31T ⁴	650	31-AGM7	31-MHD	31-ECL	31-LHD	31-VHD		
2001	4700		31T ⁴	925	31-AGM7	31-MHD		31-HD	31-XHD		
1998	4700	14.6L	31T ⁴	650	31-AGM7	31-MHD	31-ECL	31-LHD	31-VHD		
1998	4700	8.5L	31T ⁴	650	31-AGM7	31-MHD	31-ECL	31-LHD	31-VHD		
1998	4700		31T ⁴	925	31-AGM7	31-MHD		31-HD	31-XHD		
1997	4700	11.1L	31T ⁴	650	31-AGM7	31-MHD	31-ECL	31-LHD	31-VHD		
1997	4700	12.7L	31T ⁴	650	31-AGM7	31-MHD	31-ECL	31-LHD	31-VHD		
1997	4700		31T ⁴	925	31-AGM7	31-MHD		31-HD	31-XHD		
Agriculture Agrícola Agriculture	1990	4700		31T ⁴	650	31-AGM7	31-MHD	31-ECL	31-LHD	31-VHD	
	2001	4800	8.5L	31T ⁴	650	31-AGM7	31-MHD	31-ECL	31-LHD	31-VHD	
	2001	4800		31T ⁴	925	31-AGM7	31-MHD		31-HD	31-XHD	
	1997-94	4800	6.7L	31T ⁴	650	31-AGM7	31-MHD	31-ECL	31-LHD	31-VHD	
	1997-94	4800		31T ⁴	925	31-AGM7	31-MHD		31-HD	31-XHD	
	2005-90	4900	7.6L	31T ⁴	650	31-AGM7	31-MHD	31-ECL	31-LHD	31-VHD	
	2005-90	4900		31T ⁴	925	31-AGM7	31-MHD		31-HD	31-XHD	
	2004-94	4900	8.7L	31T ⁴	650	31-AGM7	31-MHD	31-ECL	31-LHD	31-VHD	
	2004-94	4900		31T ⁴	925	31-AGM7	31-MHD		31-HD	31-XHD	
	2002-99	4900	8.5L	31T ⁴	650	31-AGM7	31-MHD	31-ECL	31-LHD	31-VHD	
2002-99	4900		31T ⁴	925	31-AGM7	31-MHD		31-HD	31-XHD		
Lawn & Garden Césped y Jardín Jardin et Pelouse	2000	4900	10.8L	31T ⁴	650	31-AGM7	31-MHD	31-ECL	31-LHD	31-VHD	
	2000	4900	14.6L	31T ⁴	650	31-AGM7	31-MHD	31-ECL	31-LHD	31-VHD	
	2000	4900		31T ⁴	925	31-AGM7	31-MHD		31-HD	31-XHD	
	1999	4900	10.0L	31T ⁴	650	31-AGM7	31-MHD	31-ECL	31-LHD	31-VHD	
	1999	4900		31T ⁴	925	31-AGM7	31-MHD		31-HD	31-XHD	
	1991	4900	7.3L	31T ⁴	650	31-AGM7	31-MHD	31-ECL	31-LHD	31-VHD	
	1991	4900		31T ⁴	925	31-AGM7	31-MHD		31-HD	31-XHD	
	2002	5000	10.8L	31T ⁴	650	31-AGM7	31-MHD	31-ECL	31-LHD	31-VHD	
	2002	5000		31T ⁴	925	31-AGM7	31-MHD		31-HD	31-XHD	
	2000-98	5000	10.3L	31T ⁴	650	31-AGM7	31-MHD	31-ECL	31-LHD	31-VHD	
2000-98	5000		31T ⁴	925	31-AGM7	31-MHD		31-HD	31-XHD		
Powersports Vehículos Deportivos Sports Motorisés	2000-95	5000	8.7L	31T ⁴	650	31-AGM7	31-MHD	31-ECL	31-LHD	31-VHD	
	2000-95	5000		31T ⁴	925	31-AGM7	31-MHD		31-HD	31-XHD	
	1999-90	5000	14.0L	31T ⁴	650	31-AGM7	31-MHD	31-ECL	31-LHD	31-VHD	
	1999-90	5000		31T ⁴	925	31-AGM7	31-MHD		31-HD	31-XHD	
	1999	5000	14.6L	31T ⁴	650	31-AGM7	31-MHD	31-ECL	31-LHD	31-VHD	
	1999	5000		31T ⁴	925	31-AGM7	31-MHD		31-HD	31-XHD	
	1998-90	5000	10.0L	31T ⁴	650	31-AGM7	31-MHD	31-ECL	31-LHD	31-VHD	
	1998-90	5000		31T ⁴	925	31-AGM7	31-MHD		31-HD	31-XHD	
	1998	5000	12.0L	31T ⁴	650	31-AGM7	31-MHD	31-ECL	31-LHD	31-VHD	
	1998	5000		31T ⁴	925	31-AGM7	31-MHD		31-HD	31-XHD	
Reference Referencia Référence	1995-94	7100	7.3L	31T ⁴	650	31-AGM7	31-MHD	31-ECL	31-LHD	31-VHD	
	1995-94	7100	8.7L	31T ⁴	650	31-AGM7	31-MHD	31-ECL	31-LHD	31-VHD	
	1995-94	7100		31T ⁴	925	31-AGM7	31-MHD		31-HD	31-XHD	
	1995-90	7100	7.6L	31T ⁴	650	31-AGM7	31-MHD	31-ECL	31-LHD	31-VHD	
	1995-90	7100		31T ⁴	925	31-AGM7	31-MHD		31-HD	31-XHD	
	2020-16	7300	6.7L, 7.6L	31T ⁴	650	31-AGM7	31-MHD	31-ECL	31-LHD	31-VHD	
	2020-16	7300		31T ⁴	925	31-AGM7	31-MHD		31-HD	31-XHD	
	2017-03	7300		31T ⁴	925	31-AGM7	31-MHD		31-HD	31-XHD	
	2020-17	7400		31T ⁴	925	31-AGM7	31-MHD		31-HD	31-XHD	
	2020-05	7400	8.7L	31T ⁴	650	31-AGM7	31-MHD	31-ECL	31-LHD	31-VHD	
2020-05	7400	9.3L	31T ⁴	650	31-AGM7	31-MHD	31-ECL	31-LHD	31-VHD		

Year	Model	Options	Group Size	Rating (CCA)	AGM	XHD/MHD	ECL	Alternate 1	Alternate 2
International • Medium/Heavy Truck (continued)									
2019-05	7400		31T ⁴	925	31-AGM7	31-MHD		31-HD	31-XHD
2018-02	7400		31T ⁴	925	31-AGM7	31-MHD		31-HD	31-XHD
2016-03	7400	7.6L	31T ⁴	650	31-AGM7	31-MHD	31-ECL	31-LHD	31-VHD
2016-03	7400		31T ⁴	925	31-AGM7	31-MHD		31-HD	31-XHD
2005	7400	10.8L	31T ⁴	650	31-AGM7	31-MHD	31-ECL	31-LHD	31-VHD
2005	7400		31T ⁴	925	31-AGM7	31-MHD		31-HD	31-XHD
2004	7400	12.0L	31T ⁴	650	31-AGM7	31-MHD	31-ECL	31-LHD	31-VHD
2004	7400		31T ⁴	925	31-AGM7	31-MHD		31-HD	31-XHD
2020-03	7500	9.3L	31T ⁴	650	31-AGM7	31-MHD	31-ECL	31-LHD	31-VHD
2019-04	7500		31T ⁴	925	31-AGM7	31-MHD		31-HD	31-XHD
2011-08	7500	7.6L	31T ⁴	650	31-AGM7	31-MHD	31-ECL	31-LHD	31-VHD
2011-08	7500		31T ⁴	925	31-AGM7	31-MHD		31-HD	31-XHD
2005-03	7500	8.7L	31T ⁴	650	31-AGM7	31-MHD	31-ECL	31-LHD	31-VHD
2005-03	7500		31T ⁴	925	31-AGM7	31-MHD		31-HD	31-XHD
2002	7500		31T ⁴	925	31-AGM7	31-MHD		31-HD	31-XHD
2017-09	7600	12.4L	31T ⁴	650	31-AGM7	31-MHD	31-ECL	31-LHD	31-VHD
2017-09	7600		31T ⁴	925	31-AGM7	31-MHD		31-HD	31-XHD
2009	7600	10.5L	31T ⁴	650	31-AGM7	31-MHD	31-ECL	31-LHD	31-VHD
2009	7600		31T ⁴	925	31-AGM7	31-MHD		31-HD	31-XHD
2007-04	7600	11.1L	31T ⁴	650	31-AGM7	31-MHD	31-ECL	31-LHD	31-VHD
2007-04	7600		31T ⁴	925	31-AGM7	31-MHD		31-HD	31-XHD
2007-03	7600		31T ⁴	925	31-AGM7	31-MHD		31-HD	31-XHD
2004-03	7600	12.0L	31T ⁴	650	31-AGM7	31-MHD	31-ECL	31-LHD	31-VHD
2004-03	7600		31T ⁴	925	31-AGM7	31-MHD		31-HD	31-XHD
2007-05	7700	10.8L	31T ⁴	650	31-AGM7	31-MHD	31-ECL	31-LHD	31-VHD
2007-05	7700	12.5L	31T ⁴	650	31-AGM7	31-MHD	31-ECL	31-LHD	31-VHD
2007-05	7700		31T ⁴	925	31-AGM7	31-MHD		31-HD	31-XHD
2005	7700	11.1L	31T ⁴	650	31-AGM7	31-MHD	31-ECL	31-LHD	31-VHD
2005	7700		31T ⁴	925	31-AGM7	31-MHD		31-HD	31-XHD
1999-95	8100	14.0L	31T ⁴	650	31-AGM7	31-MHD	31-ECL	31-LHD	31-VHD
1999-95	8100		31T ⁴	925	31-AGM7	31-MHD		31-HD	31-XHD
1999-90	8100	10.0L	31T ⁴	650	31-AGM7	31-MHD	31-ECL	31-LHD	31-VHD
1999-90	8100		31T ⁴	925	31-AGM7	31-MHD		31-HD	31-XHD
1999	8100	12.0L	31T ⁴	650	31-AGM7	31-MHD	31-ECL	31-LHD	31-VHD
1999	8100		31T ⁴	925	31-AGM7	31-MHD		31-HD	31-XHD
1998-94	8100	8.5L	31T ⁴	650	31-AGM7	31-MHD	31-ECL	31-LHD	31-VHD
1998-94	8100		31T ⁴	925	31-AGM7	31-MHD		31-HD	31-XHD
1996	8100	11.1L	31T ⁴	650	31-AGM7	31-MHD	31-ECL	31-LHD	31-VHD
1996	8100		31T ⁴	925	31-AGM7	31-MHD		31-HD	31-XHD
1993-90	8100	11.1L	31T ⁴	650	31-AGM7	31-MHD	31-ECL	31-LHD	31-VHD
1993-90	8100	12.7L	31T ⁴	650	31-AGM7	31-MHD	31-ECL	31-LHD	31-VHD
1993-90	8100		31T ⁴	925	31-AGM7	31-MHD		31-HD	31-XHD
2003	8100	All	31T ⁴	650	31-AGM7	31-MHD	31-ECL	31-LHD	31-VHD
2003	8100		31T ⁴	925	31-AGM7	31-MHD		31-HD	31-XHD
1997-96	8200	7.6L	31T ⁴	650	31-AGM7	31-MHD	31-ECL	31-LHD	31-VHD
1997-96	8200	8.7L	31T ⁴	650	31-AGM7	31-MHD	31-ECL	31-LHD	31-VHD
1997-96	8200		31T ⁴	925	31-AGM7	31-MHD		31-HD	31-XHD
1997-94	8200	10.8L	31T ⁴	650	31-AGM7	31-MHD	31-ECL	31-LHD	31-VHD
1997-94	8200		31T ⁴	925	31-AGM7	31-MHD		31-HD	31-XHD
1997-90	8200	10.0L	31T ⁴	650	31-AGM7	31-MHD	31-ECL	31-LHD	31-VHD
1997-90	8200	11.1L	31T ⁴	650	31-AGM7	31-MHD	31-ECL	31-LHD	31-VHD
1997-90	8200	14.0L	31T ⁴	650	31-AGM7	31-MHD	31-ECL	31-LHD	31-VHD
1997-90	8200		31T ⁴	925	31-AGM7	31-MHD		31-HD	31-XHD
1996-90	8200	12.7L	31T ⁴	650	31-AGM7	31-MHD	31-ECL	31-LHD	31-VHD
1996-90	8200		31T ⁴	925	31-AGM7	31-MHD		31-HD	31-XHD
1994-90	8300	11.1L	31T ⁴	650	31-AGM7	31-MHD	31-ECL	31-LHD	31-VHD
1994-90	8300	12.7L	31T ⁴	650	31-AGM7	31-MHD	31-ECL	31-LHD	31-VHD
1994-90	8300		31T ⁴	925	31-AGM7	31-MHD		31-HD	31-XHD
1994-88	8300	14.0L	31T ⁴	650	31-AGM7	31-MHD	31-ECL	31-LHD	31-VHD
1994-88	8300		31T ⁴	925	31-AGM7	31-MHD		31-HD	31-XHD
2007-03	8500	9.3L	31T ⁴	650	31-AGM7	31-MHD	31-ECL	31-LHD	31-VHD
2000-97	9300		31T ⁴	925	31-AGM7	31-MHD		31-HD	31-XHD
1999-97	9300		31T ⁴	650	31-AGM7	31-MHD	31-ECL	31-LHD	31-VHD
1999-97	9300		31T ⁴	925	31-AGM7	31-MHD		31-HD	31-XHD
1999-95	9300	10.8L	31T ⁴	650	31-AGM7	31-MHD	31-ECL	31-LHD	31-VHD
1999-95	9300		31T ⁴	925	31-AGM7	31-MHD		31-HD	31-XHD
1999-92	9300	12.7L	31T ⁴	650	31-AGM7	31-MHD	31-ECL	31-LHD	31-VHD
1999-92	9300		31T ⁴	925	31-AGM7	31-MHD		31-HD	31-XHD
1999-88	9300	14.0L	31T ⁴	650	31-AGM7	31-MHD	31-ECL	31-LHD	31-VHD
1999-88	9300		31T ⁴	925	31-AGM7	31-MHD		31-HD	31-XHD
1999	9300		31T ⁴	925	31-AGM7	31-MHD		31-HD	31-XHD
1998-92	9300	11.1L	31T ⁴	650	31-AGM7	31-MHD	31-ECL	31-LHD	31-VHD

Automotive & Light Truck
Automotrices y Camiones
Livianos
Automobile et Camionnette

Heavy-Duty Truck
Camiones Para Servicio Pesado
Poids Lourds

Agriculture
Agrícola
Agriculture

Industrial
Industrial
Industrial

Lawn & Garden
Césped y Jardín
Jardin et Pelouse

Powersports
Vehículos Deportivos
Sports Motorisés

Reference
Referencia
Référence

	Year	Model	Options	Group Size	Rating (CCA)	AGM	XHD/MHD	ECL	Alternate 1	Alternate 2	
Automotive & Light Truck Automotrices y Camiones Livianos Automobile et Camionnette	International • Medium/Heavy Truck (continued)										
	1998-92	9300		31T ⁴	925	31-AGM7	31-MHD		31-HD	31-XHD	
	1998	9300	7.6L	31T ⁴	650	31-AGM7	31-MHD	31-ECL	31-LHD	31-VHD	
	1998	9300		31T ⁴	925	31-AGM7	31-MHD		31-HD	31-XHD	
	1997	9300	10.3L	31T ⁴	650	31-AGM7	31-MHD	31-ECL	31-LHD	31-VHD	
	1997	9300		31T ⁴	925	31-AGM7	31-MHD		31-HD	31-XHD	
	1988	9300	12.1L	31T ⁴	650	31-AGM7	31-MHD	31-ECL	31-LHD	31-VHD	
	1988	9300	9.0L	31T ⁴	650	31-AGM7	31-MHD	31-ECL	31-LHD	31-VHD	
	1988	9300		31T ⁴	925	31-AGM7	31-MHD		31-HD	31-XHD	
	2000-92	9400	11.1L	31T ⁴	650	31-AGM7	31-MHD	31-ECL	31-LHD	31-VHD	
	2000-90	9400	14.0L	31T ⁴	650	31-AGM7	31-MHD	31-ECL	31-LHD	31-VHD	
	1994-90	9400	10.0L	31T ⁴	650	31-AGM7	31-MHD	31-ECL	31-LHD	31-VHD	
	2000-99	9900	12.0L	31T ⁴	650	31-AGM7	31-MHD	31-ECL	31-LHD	31-VHD	
	2000-99	9900	12.7L	31T ⁴	650	31-AGM7	31-MHD	31-ECL	31-LHD	31-VHD	
2000-99	9900	14.6L	31T ⁴	650	31-AGM7	31-MHD	31-ECL	31-LHD	31-VHD		
2000-99	9900	15.0L	31T ⁴	650	31-AGM7	31-MHD	31-ECL	31-LHD	31-VHD		
2000-99	9900		31T ⁴	650	31-AGM7	31-MHD	31-ECL	31-LHD	31-VHD		
2000-99	9900		31T ⁴	925	31-AGM7	31-MHD		31-HD	31-XHD		
Agriculture Agrícola Agriculture	1992-88	1452SC	7.3L	31T ⁴	650	31-AGM7	31-MHD	31-ECL	31-LHD	31-VHD	
	1992-88	1452SC		31T ⁴	925	31-AGM7	31-MHD		31-HD	31-XHD	
	1988-87	1452SC	6.9L	31T ⁴	650	31-AGM7	31-MHD	31-ECL	31-LHD	31-VHD	
	1988-87	1452SC		31T ⁴	925	31-AGM7	31-MHD		31-HD	31-XHD	
	1998-96	1552SC	7.3L	31T ⁴	650	31-AGM7	31-MHD	31-ECL	31-LHD	31-VHD	
	1998-96	1552SC		31T ⁴	925	31-AGM7	31-MHD		31-HD	31-XHD	
	2002	1552SC, 3600	7.3L	31T ⁴	650	31-AGM7	31-MHD	31-ECL	31-LHD	31-VHD	
	2002	1552SC, 3600		31T ⁴	925	31-AGM7	31-MHD		31-HD	31-XHD	
	2012-04	1652SC	6.0L	31T ⁴	650	31-AGM7	31-MHD	31-ECL	31-LHD	31-VHD	
	2012-04	1652SC		31T ⁴	925	31-AGM7	31-MHD		31-HD	31-XHD	
	2005-88	1652SC	7.3L	31T ⁴	650	31-AGM7	31-MHD	31-ECL	31-LHD	31-VHD	
	2005-88	1652SC		31T ⁴	925	31-AGM7	31-MHD		31-HD	31-XHD	
	Industrial Industrial Industriel	1988-86	1652SC	6.9L	31T ⁴	650	31-AGM7	31-MHD	31-ECL	31-LHD	31-VHD
		1988-86	1652SC		31T ⁴	925	31-AGM7	31-MHD		31-HD	31-XHD
1994-90		1652SC, 3800, 4700, 4700LP, 4800	5.9L	31T ⁴	650	31-AGM7	31-MHD	31-ECL	31-LHD	31-VHD	
1994-90		1652SC, 3800, 4700LP, 4800		31T ⁴	925	31-AGM7	31-MHD		31-HD	31-XHD	
1993		1652UPS	7.3L	31T ⁴	650	31-AGM7	31-MHD	31-ECL	31-LHD	31-VHD	
1993		1652UPS		31T ⁴	925	31-AGM7	31-MHD		31-HD	31-XHD	
1991-90		1652UPS	7.3L	31T ⁴	650	31-AGM7	31-MHD	31-ECL	31-LHD	31-VHD	
1991-90		1652UPS		31T ⁴	925	31-AGM7	31-MHD		31-HD	31-XHD	
1990		1652UPS	6.8L	31T ⁴	650	31-AGM7	31-MHD	31-ECL	31-LHD	31-VHD	
1990		1652UPS		31T ⁴	925	31-AGM7	31-MHD		31-HD	31-XHD	
1997-95		1652UPS, 4800, 4900	7.3L	31T ⁴	650	31-AGM7	31-MHD	31-ECL	31-LHD	31-VHD	
1997-95		1652UPS, 4800, 4900		31T ⁴	925	31-AGM7	31-MHD		31-HD	31-XHD	
Lawn & Garden Césped y Jardín Jardin et Pelouse		1982-79	1724, 1824		24	435	MTZ-34 ¹	C24-XHD		MT-24	MTP-24
		1982-79	1724, 1824		4D	700	4D-AGMX	4D-XHD			
	1982-79	1724, 1824		8D	880	8D-AGMX	8D-XHD		8D-MHD		
	1982-79	1724, 1924 S, 1925 S		24	345	MTZ-34 ¹	C24-XHD		MT-24	MTP-24	
	1982-79	1724, 1924 S, 1925 S		24	435	MTZ-34 ¹	C24-XHD		MT-24	MTP-24	
	1982-79	1724, 1924 S, 1925 S		4D	700	4D-AGMX	4D-XHD				
	1982-79	1724, 1924 S, 1925 S		8D	880	8D-AGMX	8D-XHD		8D-MHD		
	1982-79	1724, 1924 S, 1925 S		31T ^{3,50}	625	31-AGM7	31-MHD	31-ECL	31-LHD	31-VHD	
	1982-79	1724, 1924 S, 1925 S		31T ⁴	650	31-AGM7	31-MHD	31-ECL	31-LHD	31-VHD	
	1982-79	1724, 1924 S, 1925 S		31T ⁴	925	31-AGM7	31-MHD		31-HD	31-XHD	
	Powersports Vehículos Deportivos Sports Motorisés	1985-83	1724, S1723	6.4L	31T ⁴	650	31-AGM7	31-MHD	31-ECL	31-LHD	31-VHD
		1982-79	1754, 1854, 1955, F1954		24	435	MTZ-34 ¹	C24-XHD		MT-24	MTP-24
		1982-79	1754, 1854, 1955, F1954		4D	700	4D-AGMX	4D-XHD			
		1982-79	1754, 1854, 1955, F1954		8D	880	8D-AGMX	8D-XHD		8D-MHD	
1988-79		1754, 1854, 2574, 2575, 2674		31T ⁴	925	31-AGM7	31-MHD		31-HD	31-XHD	
1982-79		1754, 1955, F1954		24	345	MTZ-34 ¹	C24-XHD		MT-24	MTP-24	
1982-79		1754, 1955, F1954		31T ^{3,50}	625	31-AGM7	31-MHD	31-ECL	31-LHD	31-VHD	
1982-79		1754, 1955, F1954		31T ⁴	650	31-AGM7	31-MHD	31-ECL	31-LHD	31-VHD	
1988-83		1754, S1754	9.0L	31T ⁴	650	31-AGM7	31-MHD	31-ECL	31-LHD	31-VHD	
1984		1824, Cargostar	6.4L	31T ⁴	650	31-AGM7	31-MHD	31-ECL	31-LHD	31-VHD	
1981-79		1824, F1924		24	345	MTZ-34 ¹	C24-XHD		MT-24	MTP-24	
1981-79		1824, F1924		24	435	MTZ-34 ¹	C24-XHD		MT-24	MTP-24	
1981-79		1824, F1924		4D	700	4D-AGMX	4D-XHD				
1981-79		1824, F1924		8D	880	8D-AGMX	8D-XHD		8D-MHD		
Reference Referencia Référence	1981-79	1824, F1924		31T ^{3,50}	625	31-AGM7	31-MHD	31-ECL	31-LHD	31-VHD	
	1981-79	1824, F1924		31T ⁴	650	31-AGM7	31-MHD	31-ECL	31-LHD	31-VHD	
	1981-79	1824, F1924		31T ⁴	925	31-AGM7	31-MHD		31-HD	31-XHD	
	1983-81	1824, S1824	6.4L	31T ^{3,50}	600	31-AGM7	31-MHD	31-ECL	31-LHD	31-VHD	
	1983-81	1824, S1824		27H	435	MTZ-34 ¹	C24-XHD		MT-24	MTP-24	
	1983-81	1824, S1824		31T ³	500	31-AGM7	31-MHD	31-ECL	31-LHD	31-VHD	
	1983-79	1854, 1954, 1955, 2155, 2554, F1954		24	345	MTZ-34 ¹	C24-XHD		MT-24	MTP-24	

Year	Model	Options	Group Size	Rating (CCA)	AGM	XHD/MHD	ECL	Alternate 1	Alternate 2
International • Medium/Heavy Truck (continued)									
1983-79	1854, 1954, 1955, 2155, 2554, F1954		31T ⁴	650	31-AGM7	31-MHD	31-ECL	31-LHD	31-VHD
1983-79	1854, 1954, 1955, 2155, F1954	7.6L	31T ^{3,50}	600	31-AGM7	31-MHD	31-ECL	31-LHD	31-VHD
1983-79	1854, 1954, 1955, 2155, F1954		27H	435	MTZ-34 ¹	C24-XHD		MT-24	MTP-24
1989-79	1854, 1954, 1955, 2155, F1954, F2554		31T ⁴	925	31-AGM7	31-MHD		31-HD	31-XHD
1989-84	1854, 1954, 1955, 2155, F1954, F2654, S1853, S1854, S1955, S2155	7.6L	31T ⁴	650	31-AGM7	31-MHD	31-ECL	31-LHD	31-VHD
1983-79	1854, 1954, 2275, 2574, 2575, 2674, F2275, F2574, F2575, F2674		24	345	MTZ-34 ¹	C24-XHD		MT-24	MTP-24
1983-79	1854, 1954, 2275, 2574, 2575, 2674, F2275, F2574, F2575, F2674		31T ^{3,50}	625	31-AGM7	31-MHD	31-ECL	31-LHD	31-VHD
1983-79	1854, 1954, 2275, 2574, 2575, 2674, F2275, F2574, F2575, F2674		31T ⁴	650	31-AGM7	31-MHD	31-ECL	31-LHD	31-VHD
1983-79	1854, 1954, 2275, F2275	9.0L	31T ^{3,50}	600	31-AGM7	31-MHD	31-ECL	31-LHD	31-VHD
1983-79	1854, 1954, 2275, F2275		27H	435	MTZ-34 ¹	C24-XHD		MT-24	MTP-24
1983-79	1854, 1955, 2155, 2554, F1954		31T ^{3,50}	625	31-AGM7	31-MHD	31-ECL	31-LHD	31-VHD
1988-84	1854, 2574, 2575, 2674, S1853	9.0L	31T ⁴	650	31-AGM7	31-MHD	31-ECL	31-LHD	31-VHD
1982-79	1854, F2554		24	435	MTZ-34 ¹	C24-XHD		MT-24	MTP-24
1982-79	1854, F2554		4D	700	4D-AGMX	4D-XHD			
1982-79	1854, F2554		8D	880	8D-AGMX	8D-XHD		8D-MHD	
1989-87	1854, S1754, S1853	5.9L	31T ⁴	650	31-AGM7	31-MHD	31-ECL	31-LHD	31-VHD
1989-87	1854, S1754, S1853		31T ⁴	925	31-AGM7	31-MHD		31-HD	31-XHD
1983-82	1854, S1854		31T ³	500	31-AGM7	31-MHD	31-ECL	31-LHD	31-VHD
1979	1924 S	6.4L	31T ^{3,50}	600	31-AGM7	31-MHD	31-ECL	31-LHD	31-VHD
1979	1924 S		24	345	MTZ-34 ¹	C24-XHD		MT-24	MTP-24
1979	1924 S		24	435	MTZ-34 ¹	C24-XHD		MT-24	MTP-24
1979	1924 S		27H	435	MTZ-34 ¹	C24-XHD		MT-24	MTP-24
1979	1924 S		4D	700	4D-AGMX	4D-XHD			
1979	1924 S		8D	880	8D-AGMX	8D-XHD		8D-MHD	
1979	1924 S		31T ³	500	31-AGM7	31-MHD	31-ECL	31-LHD	31-VHD
1979	1924 S		31T ^{3,50}	625	31-AGM7	31-MHD	31-ECL	31-LHD	31-VHD
1979	1924 S		31T ⁴	650	31-AGM7	31-MHD	31-ECL	31-LHD	31-VHD
1979	1924 S		31T ⁴	925	31-AGM7	31-MHD		31-HD	31-XHD
1982-79	1924 S, 1925 S	6.6L	31T ^{3,50}	600	31-AGM7	31-MHD	31-ECL	31-LHD	31-VHD
1982-79	1924 S, 1925 S	7.3L	31T ^{3,50}	600	31-AGM7	31-MHD	31-ECL	31-LHD	31-VHD
1982-79	1924 S, 1925 S		24	345	MTZ-34 ¹	C24-XHD		MT-24	MTP-24
1982-79	1924 S, 1925 S		24	435	MTZ-34 ¹	C24-XHD		MT-24	MTP-24
1982-79	1924 S, 1925 S		27H	435	MTZ-34 ¹	C24-XHD		MT-24	MTP-24
1982-79	1924 S, 1925 S		4D	700	4D-AGMX	4D-XHD			
1982-79	1924 S, 1925 S		8D	880	8D-AGMX	8D-XHD		8D-MHD	
1982-79	1924 S, 1925 S		31T ³	500	31-AGM7	31-MHD	31-ECL	31-LHD	31-VHD
1982-79	1924 S, 1925 S		31T ^{3,50}	625	31-AGM7	31-MHD	31-ECL	31-LHD	31-VHD
1982-79	1924 S, 1925 S		31T ⁴	650	31-AGM7	31-MHD	31-ECL	31-LHD	31-VHD
1982-79	1924 S, 1925 S		31T ⁴	925	31-AGM7	31-MHD		31-HD	31-XHD
1983-79	1954, 1955, 2155, 2554, F1954		24	435	MTZ-34 ¹	C24-XHD		MT-24	MTP-24
1983-79	1954, 1955, 2155, 2554, F1954		4D	700	4D-AGMX	4D-XHD			
1983-79	1954, 1955, 2155, 2554, F1954		8D	880	8D-AGMX	8D-XHD		8D-MHD	
1983-79	1954, 2275, 2574, 2575, 2674, F2275, F2574, F2575, F2674		24	435	MTZ-34 ¹	C24-XHD		MT-24	MTP-24
1983-79	1954, 2275, 2574, 2575, 2674, F2275, F2574, F2575, F2674		4D	700	4D-AGMX	4D-XHD			
1983-79	1954, 2275, 2574, 2575, 2674, F2275, F2574, F2575, F2674		8D	880	8D-AGMX	8D-XHD		8D-MHD	
1983-79	1954, 2275, F2275		31T ³	500	31-AGM7	31-MHD	31-ECL	31-LHD	31-VHD
1984	1954, S2375	9.0L	31T ⁴	650	31-AGM7	31-MHD	31-ECL	31-LHD	31-VHD
1983-79	1955, 2155, F1954		31T ³	500	31-AGM7	31-MHD	31-ECL	31-LHD	31-VHD
1982-79	1955, F1954	9.0L	31T ^{3,50}	600	31-AGM7	31-MHD	31-ECL	31-LHD	31-VHD
1982-79	1955, F1954		27H	435	MTZ-34 ¹	C24-XHD		MT-24	MTP-24
1982-79	1955, F1954		31T ³	500	31-AGM7	31-MHD	31-ECL	31-LHD	31-VHD
1982-79	1955, F1954		31T ⁴	925	31-AGM7	31-MHD		31-HD	31-XHD
1989-84	2275, 2276 S, 2575, F2275, F2276 S, F2574, F2575, F2674	14.0L	31T ⁴	650	31-AGM7	31-MHD	31-ECL	31-LHD	31-VHD
1989-84	2275, 2276 S, F2275, F2276 S, F2574, F2575, F2674	9.0L	31T ⁴	650	31-AGM7	31-MHD	31-ECL	31-LHD	31-VHD
1984-79	2275, 2574, 2575, 2674, F2275, F2574, F2575, F2674		31T ⁴	925	31-AGM7	31-MHD		31-HD	31-XHD
1984	2275, 2574, 2575, 2674, F2275, F2574, F2575, F2674	9.3L	31T ⁴	650	31-AGM7	31-MHD	31-ECL	31-LHD	31-VHD
1983-79	2275, 2574, 2575, 2674, F2275, F2574, F2575, F2674		24	345	MTZ-34 ¹	C24-XHD		MT-24	MTP-24
1983-79	2275, 2574, 2575, 2674, F2275, F2574, F2575, F2674		24	435	MTZ-34 ¹	C24-XHD		MT-24	MTP-24
1983-79	2275, 2574, 2575, 2674, F2275, F2574, F2575, F2674		4D	700	4D-AGMX	4D-XHD			
1983-79	2275, 2574, 2575, 2674, F2275, F2574, F2575, F2674		8D	880	8D-AGMX	8D-XHD		8D-MHD	
1983-79	2275, 2574, 2575, 2674, F2275, F2574, F2575, F2674		31T ^{3,50}	625	31-AGM7	31-MHD	31-ECL	31-LHD	31-VHD
1983-79	2275, 2574, 2575, 2674, F2275, F2574, F2575, F2674		31T ⁴	650	31-AGM7	31-MHD	31-ECL	31-LHD	31-VHD
1983-79	2275, 2574, 2575, 2674, F2275, F2574, F2674		24	345	MTZ-34 ¹	C24-XHD		MT-24	MTP-24
1983-79	2275, 2574, 2575, 2674, F2275, F2574, F2674		24	435	MTZ-34 ¹	C24-XHD		MT-24	MTP-24
1983-79	2275, 2574, 2575, 2674, F2275, F2574, F2674		4D	700	4D-AGMX	4D-XHD			

Automotive & Light Truck
Automotrices y Camiones
Livianos
Automobile et Camionnette

Heavy-Duty Truck
Camiones Para Servicio Pesado
Poids Lourds

Agriculture
Agrícola
Agriculture

Industrial
Industrial
Industrial

Lawn & Garden
Césped y Jardín
Jardin et Pelouse

Powersports
Vehículos Deportivos
Sports Motorises

Reference
Referencia
Référence

	Year	Model	Options	Group Size	Rating (CCA)	AGM	XHD/MHD	ECL	Alternate 1	Alternate 2	
Automotive & Light Truck Automotrices y Camiones Livianos Automobile et Camionnette	International • Medium/Heavy Truck (continued)										
	1983-79	2275, 2574, 2575, 2674, F2275, F2574, F2674		8D	880	8D-AGMX	8D-XHD		8D-MHD		
	1983-79	2275, 2574, 2575, 2674, F2275, F2574, F2674		31T ^{3,50}	625	31-AGM7	31-MHD	31-ECL	31-LHD	31-VHD	
	1983-79	2275, 2574, 2575, 2674, F2275, F2574, F2674		31T ⁴	650	31-AGM7	31-MHD	31-ECL	31-LHD	31-VHD	
	1986-84	2275, 2575, 2674, F2275, F2574, F2674	7.0L	31T ⁴	650	31-AGM7	31-MHD	31-ECL	31-LHD	31-VHD	
	1986-79	2275, 2575, 2674, F2275, F2574, F2674		31T ⁴	925	31-AGM7	31-MHD		31-HD	31-XHD	
	1989-79	2275, 2575, F2275, F2574, F2674		31T ⁴	925	31-AGM7	31-MHD		31-HD	31-XHD	
	1983-79	2275, F2275	14.0L	31T ^{3,50}	600	31-AGM7	31-MHD	31-ECL	31-LHD	31-VHD	
	1983-79	2275, F2275	7.0L	31T ^{3,50}	600	31-AGM7	31-MHD	31-ECL	31-LHD	31-VHD	
	1983-79	2275, F2275	9.3L	31T ^{3,50}	600	31-AGM7	31-MHD	31-ECL	31-LHD	31-VHD	
Heavy-Duty Truck Camiones Para Servicio Pesado Poids Lour	1983-79	2275, F2275		27H	435	MTZ-34 ¹	C24-XHD		MT-24	MTP-24	
	1983-79	2275, F2275		31T ³	500	31-AGM7	31-MHD	31-ECL	31-LHD	31-VHD	
	1989-79	2275, F2275, F2574, F2575, F2674		31T ⁴	925	31-AGM7	31-MHD		31-HD	31-XHD	
	1983	2276 S		8D	880	8D-AGMX	8D-XHD		8D-MHD		
	1989-83	2276 S, F2276 S		31T ⁴	925	31-AGM7	31-MHD		31-HD	31-XHD	
	1985-84	2276 S, F2276 S	7.0L	31T ⁴	650	31-AGM7	31-MHD	31-ECL	31-LHD	31-VHD	
	1985-84	2276 S, F2276 S	9.3L	31T ⁴	650	31-AGM7	31-MHD	31-ECL	31-LHD	31-VHD	
	1985-83	2276 S, F2276 S		31T ⁴	925	31-AGM7	31-MHD		31-HD	31-XHD	
	1983	2276 S, F2276 S	14.0L	31T ^{3,50}	600	31-AGM7	31-MHD	31-ECL	31-LHD	31-VHD	
	1983	2276 S, F2276 S	7.0L	31T ^{3,50}	600	31-AGM7	31-MHD	31-ECL	31-LHD	31-VHD	
Agriculture Agrícola Agriculture	1983	2276 S, F2276 S	9.0L	31T ^{3,50}	600	31-AGM7	31-MHD	31-ECL	31-LHD	31-VHD	
	1983	2276 S, F2276 S	9.3L	31T ^{3,50}	600	31-AGM7	31-MHD	31-ECL	31-LHD	31-VHD	
	1983	2276 S, F2276 S		24	345	MTZ-34 ¹	C24-XHD		MT-24	MTP-24	
	1983	2276 S, F2276 S		24	435	MTZ-34 ¹	C24-XHD		MT-24	MTP-24	
	1983	2276 S, F2276 S		27H	435	MTZ-34 ¹	C24-XHD		MT-24	MTP-24	
	1983	2276 S, F2276 S		4D	700	4D-AGMX	4D-XHD				
	1983	2276 S, F2276 S		4D	880	4D-AGMX	4D-XHD				
	1983	2276 S, F2276 S		31T ³	500	31-AGM7	31-MHD	31-ECL	31-LHD	31-VHD	
	1983	2276 S, F2276 S		31T ^{3,50}	625	31-AGM7	31-MHD	31-ECL	31-LHD	31-VHD	
	1983	2276 S, F2276 S		31T ⁴	650	31-AGM7	31-MHD	31-ECL	31-LHD	31-VHD	
Industrial Industrial Industriel	1989-84	2375 S, 2575, F2375 S, F2574, F2575, F2674	10.0L	31T ⁴	650	31-AGM7	31-MHD	31-ECL	31-LHD	31-VHD	
	1989-83	2375 S, F2375 S		31T ⁴	925	31-AGM7	31-MHD		31-HD	31-XHD	
	1983	2375 S, F2375 S	10.0L	31T ^{3,50}	600	31-AGM7	31-MHD	31-ECL	31-LHD	31-VHD	
	1983	2375 S, F2375 S		24	345	MTZ-34 ¹	C24-XHD		MT-24	MTP-24	
	1983	2375 S, F2375 S		24	435	MTZ-34 ¹	C24-XHD		MT-24	MTP-24	
	1983	2375 S, F2375 S		27H	435	MTZ-34 ¹	C24-XHD		MT-24	MTP-24	
	1983	2375 S, F2375 S		4D	700	4D-AGMX	4D-XHD				
	1983	2375 S, F2375 S		4D	880	4D-AGMX	4D-XHD				
	1983	2375 S, F2375 S		31T ³	500	31-AGM7	31-MHD	31-ECL	31-LHD	31-VHD	
	1983	2375 S, F2375 S		31T ^{3,50}	625	31-AGM7	31-MHD	31-ECL	31-LHD	31-VHD	
Lawn & Garden Césped y Jardín Jardin et Pelouse	1989-88	2375 S, S1753	7.6L	31T ⁴	650	31-AGM7	31-MHD	31-ECL	31-LHD	31-VHD	
	1989-88	2375 S, S1753		31T ⁴	925	31-AGM7	31-MHD		31-HD	31-XHD	
	2002-95	2554, 2654	8.7L	31T ⁴	650	31-AGM7	31-MHD	31-ECL	31-LHD	31-VHD	
	2002-95	2554, 2654		31T ⁴	925	31-AGM7	31-MHD		31-HD	31-XHD	
	2000-99	2554, 2654, 9900	10.8L	31T ⁴	650	31-AGM7	31-MHD	31-ECL	31-LHD	31-VHD	
	2000-99	2554, 2654, 9900	14.0L	31T ⁴	650	31-AGM7	31-MHD	31-ECL	31-LHD	31-VHD	
	2000-99	2554, 2654, 9900		31T ⁴	925	31-AGM7	31-MHD		31-HD	31-XHD	
	1983-79	2574, 2575, 2674, F2574, F2575, F2674	9.0L	31T ³	600	31-AGM7	31-MHD	31-ECL	31-LHD	31-VHD	
	1983-79	2574, 2575, 2674, F2574, F2575, F2674	9.3L	31T ³	600	31-AGM7	31-MHD	31-ECL	31-LHD	31-VHD	
	1983-79	2574, 2575, 2674, F2574, F2575, F2674		31T ^{3,50}	455	31-AGM7	31-MHD	31-ECL	31-LHD	31-VHD	
Powersports Vehículos Deportivos Sports Motorisés	1983-79	2574, 2575, 2674, F2574, F2674	14.0L	31T ³	600	31-AGM7	31-MHD	31-ECL	31-LHD	31-VHD	
	1983-79	2574, 2575, 2674, F2574, F2674	7.0L	31T ³	600	31-AGM7	31-MHD	31-ECL	31-LHD	31-VHD	
	1983-79	2574, 2575, 2674, F2574, F2674		31T ^{3,50}	455	31-AGM7	31-MHD	31-ECL	31-LHD	31-VHD	
	2003-97	2574, 2674	12.0L	31T ⁴	650	31-AGM7	31-MHD	31-ECL	31-LHD	31-VHD	
	2003-97	2574, 2674		31T ⁴	925	31-AGM7	31-MHD		31-HD	31-XHD	
	2002-84	2574, 2674	14.0L	31T ⁴	650	31-AGM7	31-MHD	31-ECL	31-LHD	31-VHD	
	2002-79	2574, 2674		31T ⁴	925	31-AGM7	31-MHD		31-HD	31-XHD	
	1999-84	2574, 2674	10.0L	31T ⁴	650	31-AGM7	31-MHD	31-ECL	31-LHD	31-VHD	
	1999-84	2574, 2674		31T ⁴	925	31-AGM7	31-MHD		31-HD	31-XHD	
	2003-01	2574, 2674, 5500i, 5600i	7.6L	31T ⁴	650	31-AGM7	31-MHD	31-ECL	31-LHD	31-VHD	
Reference Referencia Référence	2003-01	2574, 2674, 5500i, 5600i		31T ⁴	925	31-AGM7	31-MHD		31-HD	31-XHD	
	2003-97	2574, 2674, 8100	10.3L	31T ⁴	650	31-AGM7	31-MHD	31-ECL	31-LHD	31-VHD	
	2003-97	2574, 2674, 8100		31T ⁴	925	31-AGM7	31-MHD		31-HD	31-XHD	
	2003-94	2574, 2674, 8100	10.8L	31T ⁴	650	31-AGM7	31-MHD	31-ECL	31-LHD	31-VHD	
	2003-94	2574, 2674, 8100	8.7L	31T ⁴	650	31-AGM7	31-MHD	31-ECL	31-LHD	31-VHD	
	2003-94	2574, 2674, 8100		31T ⁴	925	31-AGM7	31-MHD		31-HD	31-XHD	
	1989-84	2575, F2574, F2575, F2674		31T ⁴	925	31-AGM7	31-MHD		31-HD	31-XHD	
	1989-87	2675, F2675	10.0L	31T ⁴	650	31-AGM7	31-MHD	31-ECL	31-LHD	31-VHD	
	1989-87	2675, F2675	14.0L	31T ⁴	650	31-AGM7	31-MHD	31-ECL	31-LHD	31-VHD	
	1989-87	2675, F2675		31T ⁴	925	31-AGM7	31-MHD		31-HD	31-XHD	
1987	2675, S2276	9.0L	31T ⁴	650	31-AGM7	31-MHD	31-ECL	31-LHD	31-VHD		
1987	2675, S2276		31T ⁴	925	31-AGM7	31-MHD		31-HD	31-XHD		

Year	Model	Options	Group Size	Rating (CCA)	AGM	XHD/MHD	ECL	Alternate 1	Alternate 2
International • Medium/Heavy Truck (continued)									
2002	3000, 4300, 4400	8.5L	31T ⁴	650	31-AGM7	31-MHD	31-ECL	31-LHD	31-VHD
2002	3000, 4300, 4400		31T ⁴	925	31-AGM7	31-MHD		31-HD	31-XHD
1999-97	3000FE	7.6L	31T ⁴	650	31-AGM7	31-MHD	31-ECL	31-LHD	31-VHD
1999-97	3000FE		31T ⁴	925	31-AGM7	31-MHD		31-HD	31-XHD
2002-00	3000IC	7.3L	31T ⁴	650	31-AGM7	31-MHD	31-ECL	31-LHD	31-VHD
2002-00	3000IC	7.6L	31T ⁴	650	31-AGM7	31-MHD	31-ECL	31-LHD	31-VHD
2002-00	3000IC		31T ⁴	925	31-AGM7	31-MHD		31-HD	31-XHD
2005	3000RE	7.6L	31T ⁴	650	31-AGM7	31-MHD	31-ECL	31-LHD	31-VHD
2005	3000RE		31T ⁴	925	31-AGM7	31-MHD		31-HD	31-XHD
2002	3000RE	8.7L	31T ⁴	650	31-AGM7	31-MHD	31-ECL	31-LHD	31-VHD
2002	3000RE		31T ⁴	925	31-AGM7	31-MHD		31-HD	31-XHD
2000-98	3000RE	7.3L	31T ⁴	650	31-AGM7	31-MHD	31-ECL	31-LHD	31-VHD
2000-98	3000RE		31T ⁴	925	31-AGM7	31-MHD		31-HD	31-XHD
2000	3000RE	8.7L	31T ⁴	650	31-AGM7	31-MHD	31-ECL	31-LHD	31-VHD
2000	3000RE		31T ⁴	925	31-AGM7	31-MHD		31-HD	31-XHD
2011-08	3200, 4100		31T ⁴	925	31-AGM7	31-MHD		31-HD	31-XHD
1991	3700, 3800	6.8L	31T ⁴	650	31-AGM7	31-MHD	31-ECL	31-LHD	31-VHD
1991	3700, 3800		31T ⁴	925	31-AGM7	31-MHD		31-HD	31-XHD
1994-90	3700, 4600LP	7.3L	31T ⁴	650	31-AGM7	31-MHD	31-ECL	31-LHD	31-VHD
1994-90	3700, 4600LP		31T ⁴	925	31-AGM7	31-MHD		31-HD	31-XHD
1990	3800, 4600UH	7.3L	31T ⁴	650	31-AGM7	31-MHD	31-ECL	31-LHD	31-VHD
1990	3800, 4600UH		31T ⁴	925	31-AGM7	31-MHD		31-HD	31-XHD
2004-90	3800, 4700	7.6L	31T ⁴	650	31-AGM7	31-MHD	31-ECL	31-LHD	31-VHD
2004-90	3800, 4700		31T ⁴	925	31-AGM7	31-MHD		31-HD	31-XHD
2002-94	3800, 4700, 4700LP		31T ⁴	925	31-AGM7	31-MHD		31-HD	31-XHD
1995-94	3800, 4700LP	6.7L	31T ⁴	650	31-AGM7	31-MHD	31-ECL	31-LHD	31-VHD
1995-94	3800, 4700LP		31T ⁴	925	31-AGM7	31-MHD		31-HD	31-XHD
1996	3900FC	7.6L	31T ⁴	650	31-AGM7	31-MHD	31-ECL	31-LHD	31-VHD
1996	3900FC		31T ⁴	925	31-AGM7	31-MHD		31-HD	31-XHD
1994-91	3900FC	7.6L	31T ⁴	650	31-AGM7	31-MHD	31-ECL	31-LHD	31-VHD
1994-91	3900FC		31T ⁴	925	31-AGM7	31-MHD		31-HD	31-XHD
1994	3900FC	6.7L	31T ⁴	650	31-AGM7	31-MHD	31-ECL	31-LHD	31-VHD
1994	3900FC		31T ⁴	925	31-AGM7	31-MHD		31-HD	31-XHD
1994-91	3900FC, 4700, 4900		31T ⁴	925	31-AGM7	31-MHD		31-HD	31-XHD
1994-91	3900FC, 4900	5.9L	31T ⁴	650	31-AGM7	31-MHD	31-ECL	31-LHD	31-VHD
2008-06	4100 SBA	6.0L	31T ⁴	650	31-AGM7	31-MHD	31-ECL	31-LHD	31-VHD
2008-06	4100 SBA		31T ⁴	925	31-AGM7	31-MHD		31-HD	31-XHD
2008-03	4200LP	6.0L	31T ⁴	650	31-AGM7	31-MHD	31-ECL	31-LHD	31-VHD
2008-03	4200LP		31T ⁴	925	31-AGM7	31-MHD		31-HD	31-XHD
2019-02	4300, 4300LP, 4400, 7300, 7400	7.6L	31T ⁴	650	31-AGM7	31-MHD	31-ECL	31-LHD	31-VHD
2016-02	4300, 4300LP, 4400, 7300, 7400		31T ⁴	925	31-AGM7	31-MHD		31-HD	31-XHD
2003	4300, 4400	6.0L	31T ⁴	650	31-AGM7	31-MHD	31-ECL	31-LHD	31-VHD
2003	4300, 4400		31T ⁴	925	31-AGM7	31-MHD		31-HD	31-XHD
2019-16	4300LP	6.7L	31T ⁴	650	31-AGM7	31-MHD	31-ECL	31-LHD	31-VHD
2019-16	4300LP		31T ⁴	925	31-AGM7	31-MHD		31-HD	31-XHD
2015-08	4300LP	6.4L	31T ⁴	650	31-AGM7	31-MHD	31-ECL	31-LHD	31-VHD
2015-08	4300LP		31T ⁴	925	31-AGM7	31-MHD		31-HD	31-XHD
2019-02	4400LP	7.6L	31T ⁴	650	31-AGM7	31-MHD	31-ECL	31-LHD	31-VHD
2019-02	4400LP	9.3L	31T ⁴	650	31-AGM7	31-MHD	31-ECL	31-LHD	31-VHD
2018-05	4400LP		31T ⁴	925	31-AGM7	31-MHD		31-HD	31-XHD
2016-02	4400LP		31T ⁴	925	31-AGM7	31-MHD		31-HD	31-XHD
2005-02	4400LP, 7500		31T ⁴	925	31-AGM7	31-MHD		31-HD	31-XHD
2005-02	4400LP, 7500, 8500	8.7L	31T ⁴	650	31-AGM7	31-MHD	31-ECL	31-LHD	31-VHD
2002-94	4700, 4700LP	7.3L	31T ⁴	650	31-AGM7	31-MHD	31-ECL	31-LHD	31-VHD
2003-96	4700, 4800	8.7L	31T ⁴	650	31-AGM7	31-MHD	31-ECL	31-LHD	31-VHD
2003-96	4700, 4800		31T ⁴	925	31-AGM7	31-MHD		31-HD	31-XHD
1997-93	4700, 4900	6.7L	31T ⁴	650	31-AGM7	31-MHD	31-ECL	31-LHD	31-VHD
1997-93	4700, 4900		31T ⁴	925	31-AGM7	31-MHD		31-HD	31-XHD
1999	4700, 9900 SFA	11.1L	31T ⁴	650	31-AGM7	31-MHD	31-ECL	31-LHD	31-VHD
1999	4700, 9900 SFA		31T ⁴	925	31-AGM7	31-MHD		31-HD	31-XHD
2002-97	4700LP	8.7L	31T ⁴	650	31-AGM7	31-MHD	31-ECL	31-LHD	31-VHD
2002-97	4700LP		31T ⁴	925	31-AGM7	31-MHD		31-HD	31-XHD
2002-93	4700LP	7.6L	31T ⁴	650	31-AGM7	31-MHD	31-ECL	31-LHD	31-VHD
2002-93	4700LP		31T ⁴	925	31-AGM7	31-MHD		31-HD	31-XHD
2001	4700LP, 4900	12.7L	31T ⁴	650	31-AGM7	31-MHD	31-ECL	31-LHD	31-VHD
2001	4700LP, 4900		31T ⁴	925	31-AGM7	31-MHD		31-HD	31-XHD
2002-95	4700LPX	7.3L	31T ⁴	650	31-AGM7	31-MHD	31-ECL	31-LHD	31-VHD
2002-95	4700LPX		31T ⁴	925	31-AGM7	31-MHD		31-HD	31-XHD
2003-90	4800, 8100	7.6L	31T ⁴	650	31-AGM7	31-MHD	31-ECL	31-LHD	31-VHD
2003-90	4800, 8100		31T ⁴	925	31-AGM7	31-MHD		31-HD	31-XHD
2001	4900, 8100	12.0L	31T ⁴	650	31-AGM7	31-MHD	31-ECL	31-LHD	31-VHD
2001	4900, 8100		31T ⁴	925	31-AGM7	31-MHD		31-HD	31-XHD

Automotive & Light Truck
Automotrices y Camiones
Livianos
Automobile et Camionnette

Heavy-Duty Truck
Camiones Para Servicio Pesado
Poids Lourds

Agriculture
Agrícola
Agriculture

Industrial
Industrial
Industrial

Lawn & Garden
Césped y Jardín
Jardin et Pelouse

Powersports
Vehículos Deportivos
Sports Motorisés

Reference
Referencia
Référence

	Year	Model	Options	Group Size	Rating (CCA)	AGM	XHD/MHD	ECL	Alternate 1	Alternate 2	
Automotive & Light Truck Automotrices y Camiones Livianos Automobile et Camionnette	International • Medium/Heavy Truck (continued)										
	1997	4900, 8200	8.5L	31T ⁴	650	31-AGM7	31-MHD	31-ECL	31-LHD	31-VHD	
	1997	4900, 8200		31T ⁴	925	31-AGM7	31-MHD		31-HD	31-XHD	
	2000-95	5000, 9200 SBA, 9400	10.8L	31T ⁴	650	31-AGM7	31-MHD	31-ECL	31-LHD	31-VHD	
	2008-05	5500i	12.5L	31T ⁴	650	31-AGM7	31-MHD	31-ECL	31-LHD	31-VHD	
	2008-05	5500i		31T ⁴	925	31-AGM7	31-MHD		31-HD	31-XHD	
	2007-06	5500i	15.2L	31T ⁴	650	31-AGM7	31-MHD	31-ECL	31-LHD	31-VHD	
	2007-06	5500i		31T ⁴	925	31-AGM7	31-MHD		31-HD	31-XHD	
	2003-00	5500i		31T ⁴	925	31-AGM7	31-MHD		31-HD	31-XHD	
	2014-12	5500i, 5600i	10.5L	31T ⁴	650	31-AGM7	31-MHD	31-ECL	31-LHD	31-VHD	
Heavy-Duty Truck Camiones Para Servicio Pesado Poids Lourds	2014-12	5500i, 5600i		31T ⁴	925	31-AGM7	31-MHD		31-HD	31-XHD	
	2012-00	5500i, 5600i	10.8L	31T ⁴	650	31-AGM7	31-MHD	31-ECL	31-LHD	31-VHD	
	2012-00	5500i, 5600i		31T ⁴	925	31-AGM7	31-MHD		31-HD	31-XHD	
	2011-07	5500i, 5600i	8.9L	31T ⁴	650	31-AGM7	31-MHD	31-ECL	31-LHD	31-VHD	
	2011-07	5500i, 5600i		31T ⁴	925	31-AGM7	31-MHD		31-HD	31-XHD	
	2011-03	5500i, 5600i	15.0L	31T ⁴	650	31-AGM7	31-MHD	31-ECL	31-LHD	31-VHD	
	2011-03	5500i, 5600i		31T ⁴	925	31-AGM7	31-MHD		31-HD	31-XHD	
	2005-00	5500i, 5600i	8.7L	31T ⁴	650	31-AGM7	31-MHD	31-ECL	31-LHD	31-VHD	
	2005-00	5500i, 5600i		31T ⁴	925	31-AGM7	31-MHD		31-HD	31-XHD	
	2002-00	5500i, 5600i, 5900i SBA, 9100i SBA, 9200i SBA, 9400i SBA, 9900i, 9900i SFA, 9900ix	14.0L	31T ⁴	650	31-AGM7	31-MHD	31-ECL	31-LHD	31-VHD	
Agriculture Agrícola Agriculture	2002-00	5500i, 5600i, 5900i SBA, 9100i SBA, 9900i, 9900i SFA, 9900ix		31T ⁴	925	31-AGM7	31-MHD		31-HD	31-XHD	
	2004-00	5500i, 5600i, 9200i SBA, 9400i SBA, 9900i	12.0L	31T ⁴	650	31-AGM7	31-MHD	31-ECL	31-LHD	31-VHD	
	2004-00	5500i, 5600i, 9400i SBA, 9900i, 9900ix	14.6L	31T ⁴	650	31-AGM7	31-MHD	31-ECL	31-LHD	31-VHD	
	2004-00	5500i, 5600i, 9900i		31T ⁴	925	31-AGM7	31-MHD		31-HD	31-XHD	
	2004-00	5500i, 5600i, 9900i, 9900ix		31T ⁴	925	31-AGM7	31-MHD		31-HD	31-XHD	
	2007	5500i, 7400	11.1L	31T ⁴	650	31-AGM7	31-MHD	31-ECL	31-LHD	31-VHD	
	2007	5500i, 7400		31T ⁴	925	31-AGM7	31-MHD		31-HD	31-XHD	
	2003-00	5500i, 9200i SBA	10.3L	31T ⁴	650	31-AGM7	31-MHD	31-ECL	31-LHD	31-VHD	
	Industrial Industrial Industriel	2009-05	5600i	12.5L	31T ⁴	650	31-AGM7	31-MHD	31-ECL	31-LHD	31-VHD
		2009-05	5600i		31T ⁴	925	31-AGM7	31-MHD		31-HD	31-XHD
2008-05		5600i	15.2L	31T ⁴	650	31-AGM7	31-MHD	31-ECL	31-LHD	31-VHD	
2008-05		5600i		31T ⁴	925	31-AGM7	31-MHD		31-HD	31-XHD	
2007-06		5600i	11.1L	31T ⁴	650	31-AGM7	31-MHD	31-ECL	31-LHD	31-VHD	
2007-06		5600i		31T ⁴	925	31-AGM7	31-MHD		31-HD	31-XHD	
2004-01		5600i	10.3L	31T ⁴	650	31-AGM7	31-MHD	31-ECL	31-LHD	31-VHD	
2004-01		5600i		31T ⁴	925	31-AGM7	31-MHD		31-HD	31-XHD	
2001-00		5600i		31T ⁴	925	31-AGM7	31-MHD		31-HD	31-XHD	
1999		5600i	7.6L	31T ⁴	650	31-AGM7	31-MHD	31-ECL	31-LHD	31-VHD	
Lawn & Garden Césped y Jardín Jardin et Pelouse	1999	5600i		31T ⁴	925	31-AGM7	31-MHD		31-HD	31-XHD	
	2001-00	5600i, 9200i SBA, 9400i SBA		31T ⁴	650	31-AGM7	31-MHD	31-ECL	31-LHD	31-VHD	
	2012	5900i SBA	15.0L	31T ⁴	650	31-AGM7	31-MHD	31-ECL	31-LHD	31-VHD	
	2012	5900i SBA		31T ⁴	925	31-AGM7	31-MHD		31-HD	31-XHD	
	2011-00	5900i SBA		31T ⁴	925	31-AGM7	31-MHD		31-HD	31-XHD	
	2011-00	5900i SBA, 9200i SBA, 9400i SBA	10.8L	31T ⁴	650	31-AGM7	31-MHD	31-ECL	31-LHD	31-VHD	
	2007-02	7300 SBA	7.6L	31T ⁴	650	31-AGM7	31-MHD	31-ECL	31-LHD	31-VHD	
	2007-02	7300 SBA		31T ⁴	925	31-AGM7	31-MHD		31-HD	31-XHD	
	2002	7500, 8500	7.6L	31T ⁴	650	31-AGM7	31-MHD	31-ECL	31-LHD	31-VHD	
	2007	7600, 7700	9.3L	31T ⁴	650	31-AGM7	31-MHD	31-ECL	31-LHD	31-VHD	
Powersports Vehículos Deportivos Sports Motorisés	2007	7600, 7700		31T ⁴	925	31-AGM7	31-MHD		31-HD	31-XHD	
	2007-03	7600, 8600 SBA	10.8L	31T ⁴	650	31-AGM7	31-MHD	31-ECL	31-LHD	31-VHD	
	2004-03	7600, 8600 SBA	10.3L	31T ⁴	650	31-AGM7	31-MHD	31-ECL	31-LHD	31-VHD	
	2007-04	7600, 8600 SBA, 9400i SBA	12.5L	31T ⁴	650	31-AGM7	31-MHD	31-ECL	31-LHD	31-VHD	
	1996	8100, 9800 SBA	12.7L	31T ⁴	650	31-AGM7	31-MHD	31-ECL	31-LHD	31-VHD	
	1994-88	8300, 9300	10.0L	31T ⁴	650	31-AGM7	31-MHD	31-ECL	31-LHD	31-VHD	
	1994-88	8300, 9300		31T ⁴	925	31-AGM7	31-MHD		31-HD	31-XHD	
	2009-08	8500 TranStar	9.3L	31T ⁴	650	31-AGM7	31-MHD	31-ECL	31-LHD	31-VHD	
	2011-08	8500 TranStar, 8600 TranStar	10.8L	31T ⁴	650	31-AGM7	31-MHD	31-ECL	31-LHD	31-VHD	
	2007-04	8500, 8600 SBA	9.3L	31T ⁴	650	31-AGM7	31-MHD	31-ECL	31-LHD	31-VHD	
Reference Referencia Référence	2007-05	8600 SBA	11.1L	31T ⁴	650	31-AGM7	31-MHD	31-ECL	31-LHD	31-VHD	
	2007	8600 SBA	5.9L	31T ⁴	650	31-AGM7	31-MHD	31-ECL	31-LHD	31-VHD	
	2005-03	8600 SBA	12.0L	31T ⁴	650	31-AGM7	31-MHD	31-ECL	31-LHD	31-VHD	
	2018-08	8600 TranStar	12.4L	31T ⁴	650	31-AGM7	31-MHD	31-ECL	31-LHD	31-VHD	
	2018-08	8600 TranStar	12.5L	31T ⁴	650	31-AGM7	31-MHD	31-ECL	31-LHD	31-VHD	
	2018-08	8600 TranStar	8.9L	31T ⁴	650	31-AGM7	31-MHD	31-ECL	31-LHD	31-VHD	
	2018-08	8600 TranStar, WorkStar 7600	10.5L	31T ⁴	650	31-AGM7	31-MHD	31-ECL	31-LHD	31-VHD	
	1999-98	9100 SBA	10.8L	31T ⁴	650	31-AGM7	31-MHD	31-ECL	31-LHD	31-VHD	
	1999-98	9100 SBA	11.1L	31T ⁴	650	31-AGM7	31-MHD	31-ECL	31-LHD	31-VHD	
	1999-98	9100 SBA	14.0L	31T ⁴	650	31-AGM7	31-MHD	31-ECL	31-LHD	31-VHD	
	1999-98	9100 SBA		31T ⁴	925	31-AGM7	31-MHD		31-HD	31-XHD	
	2003	9100 SBA	All	31T ⁴	650	31-AGM7	31-MHD	31-ECL	31-LHD	31-VHD	
	2003	9100 SBA		31T ⁴	650	31-AGM7	31-MHD	31-ECL	31-LHD	31-VHD	

Year	Model	Options	Group Size	Rating (CCA)	AGM	XHD/MHD	ECL	Alternate 1	Alternate 2	
International • Medium/Heavy Truck (continued)										
2000	9100i SBA, 9200i SBA, 9400i SBA, 9900i SFA	11.1L	31T ⁴	650	31-AGM7	31-MHD	31-ECL	31-LHD	31-VHD	
2003-01	9100i SBA, 9900i SFA	12.7L	31T ⁴	650	31-AGM7	31-MHD	31-ECL	31-LHD	31-VHD	
2003-01	9100i SBA, 9900i SFA		31T ⁴	925	31-AGM7	31-MHD		31-HD	31-XHD	
2000	9100i SBA, 9900i SFA		31T ⁴	925	31-AGM7	31-MHD		31-HD	31-XHD	
2003-00	9100i SBA, 9900i, 9900i SFA	10.8L	31T ⁴	650	31-AGM7	31-MHD	31-ECL	31-LHD	31-VHD	
2003-00	9100i SBA, 9900i, 9900i SFA		31T ⁴	925	31-AGM7	31-MHD		31-HD	31-XHD	
2000-97	9200 SBA	10.3L	31T ⁴	650	31-AGM7	31-MHD	31-ECL	31-LHD	31-VHD	
2000-97	9200 SBA	12.0L	31T ⁴	650	31-AGM7	31-MHD	31-ECL	31-LHD	31-VHD	
2000-95	9200 SBA	11.1L	31T ⁴	650	31-AGM7	31-MHD	31-ECL	31-LHD	31-VHD	
2000-95	9200 SBA	14.0L	31T ⁴	650	31-AGM7	31-MHD	31-ECL	31-LHD	31-VHD	
1999	9200 SBA, 9300	15.0L	31T ⁴	650	31-AGM7	31-MHD	31-ECL	31-LHD	31-VHD	
2000-97	9200 SBA, 9400		31T ⁴	650	31-AGM7	31-MHD	31-ECL	31-LHD	31-VHD	
2000-95	9200 SBA, 9400	12.7L	31T ⁴	650	31-AGM7	31-MHD	31-ECL	31-LHD	31-VHD	
2011-03	9200i SBA	12.5L	31T ⁴	650	31-AGM7	31-MHD	31-ECL	31-LHD	31-VHD	
2011-03	9200i SBA	14.6L	31T ⁴	650	31-AGM7	31-MHD	31-ECL	31-LHD	31-VHD	
2011-03	9200i SBA	15.0L	31T ⁴	650	31-AGM7	31-MHD	31-ECL	31-LHD	31-VHD	
2011-03	9200i SBA, 9400i SBA, 9900i	12.7L	31T ⁴	650	31-AGM7	31-MHD	31-ECL	31-LHD	31-VHD	
2000-97	9300, 9400	14.6L	31T ⁴	650	31-AGM7	31-MHD	31-ECL	31-LHD	31-VHD	
1987-86	9370, F9370	10.0L	31T ⁴	650	31-AGM7	31-MHD	31-ECL	31-LHD	31-VHD	
1987-85	9370, F9370	14.0L	31T ⁴	650	31-AGM7	31-MHD	31-ECL	31-LHD	31-VHD	
1987-85	9370, F9370	9.0L	31T ⁴	650	31-AGM7	31-MHD	31-ECL	31-LHD	31-VHD	
2011-03	9400i SBA	14.6L	31T ⁴	650	31-AGM7	31-MHD	31-ECL	31-LHD	31-VHD	
2011-03	9400i SBA	15.0L	31T ⁴	650	31-AGM7	31-MHD	31-ECL	31-LHD	31-VHD	
2011-03	9400i SBA	15.2L	31T ⁴	650	31-AGM7	31-MHD	31-ECL	31-LHD	31-VHD	
2011-03	9400i SBA	8.5L	31T ⁴	650	31-AGM7	31-MHD	31-ECL	31-LHD	31-VHD	
1996-95	9600, 9700	12.7L	31T ⁴	650	31-AGM7	31-MHD	31-ECL	31-LHD	31-VHD	
1996-94	9600, 9700	10.8L	31T ⁴	650	31-AGM7	31-MHD	31-ECL	31-LHD	31-VHD	
1996-92	9600, 9700	11.1L	31T ⁴	650	31-AGM7	31-MHD	31-ECL	31-LHD	31-VHD	
1996-89	9600, 9700	14.0L	31T ⁴	650	31-AGM7	31-MHD	31-ECL	31-LHD	31-VHD	
1994-89	9600, 9700	10.0L	31T ⁴	650	31-AGM7	31-MHD	31-ECL	31-LHD	31-VHD	
1999-96	9800 SBA	10.8L	31T ⁴	650	31-AGM7	31-MHD	31-ECL	31-LHD	31-VHD	
1999-96	9800 SBA	11.1L	31T ⁴	650	31-AGM7	31-MHD	31-ECL	31-LHD	31-VHD	
1999-96	9800 SBA	14.0L	31T ⁴	650	31-AGM7	31-MHD	31-ECL	31-LHD	31-VHD	
1999	9900 SFA	10.8L	31T ⁴	650	31-AGM7	31-MHD	31-ECL	31-LHD	31-VHD	
1999	9900 SFA	14.0L	31T ⁴	650	31-AGM7	31-MHD	31-ECL	31-LHD	31-VHD	
1999	9900 SFA		31T ⁴	925	31-AGM7	31-MHD		31-HD	31-XHD	
2018-00	9900i	14.9L	31T ⁴	650	31-AGM7	31-MHD	31-ECL	31-LHD	31-VHD	
2018-00	9900i		31T ⁴	925	31-AGM7	31-MHD		31-HD	31-XHD	
2013	9900i	15.2L	31T ⁴	650	31-AGM7	31-MHD	31-ECL	31-LHD	31-VHD	
2013	9900i		31T ⁴	925	31-AGM7	31-MHD		31-HD	31-XHD	
2012-00	9900i	15.0L	31T ⁴	650	31-AGM7	31-MHD	31-ECL	31-LHD	31-VHD	
2012-00	9900i		31T ⁴	925	31-AGM7	31-MHD		31-HD	31-XHD	
2010-04	9900i	15.2L	31T ⁴	650	31-AGM7	31-MHD	31-ECL	31-LHD	31-VHD	
2010-04	9900i		31T ⁴	925	31-AGM7	31-MHD		31-HD	31-XHD	
2009-04	9900i	12.5L	31T ⁴	650	31-AGM7	31-MHD	31-ECL	31-LHD	31-VHD	
2009-04	9900i		31T ⁴	925	31-AGM7	31-MHD		31-HD	31-XHD	
2004-03	9900i		31T ⁴	925	31-AGM7	31-MHD		31-HD	31-XHD	
2003-00	9900i		31T ⁴	925	31-AGM7	31-MHD		31-HD	31-XHD	
2017-14	9900i, LoneStar	15.0L	31T ⁴	650	31-AGM7	31-MHD	31-ECL	31-LHD	31-VHD	
2017-14	9900i, LoneStar		31T ⁴	925	31-AGM7	31-MHD		31-HD	31-XHD	
2009-00	9900ix	15.0L	31T ⁴	650	31-AGM7	31-MHD	31-ECL	31-LHD	31-VHD	
2009-00	9900ix		31T ⁴	925	31-AGM7	31-MHD		31-HD	31-XHD	
2008-04	9900ix	15.2L	31T ⁴	650	31-AGM7	31-MHD	31-ECL	31-LHD	31-VHD	
2008-04	9900ix		31T ⁴	925	31-AGM7	31-MHD		31-HD	31-XHD	
2006	9900ix	12.5L	31T ⁴	650	31-AGM7	31-MHD	31-ECL	31-LHD	31-VHD	
2006	9900ix		31T ⁴	925	31-AGM7	31-MHD		31-HD	31-XHD	
2004-03	9900ix		31T ⁴	925	31-AGM7	31-MHD		31-HD	31-XHD	
2002-00	9900ix	12.7L	31T ⁴	650	31-AGM7	31-MHD	31-ECL	31-LHD	31-VHD	
2002-00	9900ix		31T ⁴	925	31-AGM7	31-MHD		31-HD	31-XHD	
2000	9900ix	12.0L	31T ⁴	650	31-AGM7	31-MHD	31-ECL	31-LHD	31-VHD	
2000	9900ix		31T ⁴	925	31-AGM7	31-MHD		31-HD	31-XHD	
2003	9900ix SFA	14.6L	31T ⁴	650	31-AGM7	31-MHD	31-ECL	31-LHD	31-VHD	
2003	9900ix SFA		31T ⁴	925	31-AGM7	31-MHD		31-HD	31-XHD	
2002-01	9900ix SFA	10.8L	31T ⁴	650	31-AGM7	31-MHD	31-ECL	31-LHD	31-VHD	
2002-01	9900ix SFA	12.7L	31T ⁴	650	31-AGM7	31-MHD	31-ECL	31-LHD	31-VHD	
2002-01	9900ix SFA	14.0L	31T ⁴	650	31-AGM7	31-MHD	31-ECL	31-LHD	31-VHD	
2002-01	9900ix SFA		31T ⁴	925	31-AGM7	31-MHD		31-HD	31-XHD	
1986-84	Cargostar	6.8L	31T ⁴	650	31-AGM7	31-MHD	31-ECL	31-LHD	31-VHD	
1986-84	Cargostar	7.6L	31T ⁴	650	31-AGM7	31-MHD	31-ECL	31-LHD	31-VHD	
1986-84	Cargostar	9.0L	31T ⁴	650	31-AGM7	31-MHD	31-ECL	31-LHD	31-VHD	
1986-84	Cargostar		31T ⁴	925	31-AGM7	31-MHD		31-HD	31-XHD	
1986-81	Cargostar		31T ⁴	925	31-AGM7	31-MHD		31-HD	31-XHD	

Automotive & Light Truck
Automotrices y Camiones
Livianos
Automobile et Camionnette

Heavy-Duty Truck
Camiones Para Servicio Pesado
Poids Lourds

Agriculture
Agrícola
Agriculture

Industrial
Industrial
Industrial

Lawn & Garden
Césped y Jardín
Jardin et Pelouse

Powersports
Vehículos Deportivos
Sports Motorises

Reference
Referencia
Référence

	Year	Model	Options	Group Size	Rating (CCA)	AGM	XHD/MHD	ECL	Alternate 1	Alternate 2	
Automotive & Light Truck Automotrices y Camiones Livianos Automobile et Camionnette	International • Medium/Heavy Truck (continued)										
	1984-80	Cargostar		31T ⁴	925	31-AGM7	31-MHD		31-HD	31-XHD	
	1983-81	Cargostar	9.0L	31T ²	475	31-AGM7	31-MHD	31-ECL	31-LHD	31-VHD	
	1983-81	Cargostar		24	435	MTZ-34 ¹	C24-XHD		MT-24	MTP-24	
	1983-81	Cargostar		30H	520				29H-VHD		
	1983-81	Cargostar		31T ²	625	31-AGM7	31-MHD	31-ECL	31-LHD	31-VHD	
	1983-80	Cargostar	5.7L	31T ²	475	31-AGM7	31-MHD	31-ECL	31-LHD	31-VHD	
	1983-80	Cargostar		24	345	MTZ-34 ¹	C24-XHD		MT-24	MTP-24	
	1983-80	Cargostar		24	435	MTZ-34 ¹	C24-XHD		MT-24	MTP-24	
	1983-80	Cargostar		30H	520				29H-VHD		
	1983-80	Cargostar		31T ²	625	31-AGM7	31-MHD	31-ECL	31-LHD	31-VHD	
	1983-80	Cargostar		31T ⁴	650	31-AGM7	31-MHD	31-ECL	31-LHD	31-VHD	
	1983	Cargostar	6.4L	31T ²	475	31-AGM7	31-MHD	31-ECL	31-LHD	31-VHD	
	1983	Cargostar		24	345	MTZ-34 ¹	C24-XHD		MT-24	MTP-24	
	Heavy-Duty Truck Camiones Para Servicio Pesado Poids Lourds	1983	Cargostar		24	435	MTZ-34 ¹	C24-XHD		MT-24	MTP-24
1983		Cargostar		30H	520				29H-VHD		
1983		Cargostar		31T ²	625	31-AGM7	31-MHD	31-ECL	31-LHD	31-VHD	
1983		Cargostar		31T ⁴	650	31-AGM7	31-MHD	31-ECL	31-LHD	31-VHD	
1980		Cargostar	6.4L	31T ²	475	31-AGM7	31-MHD	31-ECL	31-LHD	31-VHD	
1980		Cargostar	6.6L	31T ²	475	31-AGM7	31-MHD	31-ECL	31-LHD	31-VHD	
1980		Cargostar	7.3L	31T ²	475	31-AGM7	31-MHD	31-ECL	31-LHD	31-VHD	
1980		Cargostar	7.3L	24 ^{5,9}	345	MTZ-34 ¹	C24-XHD				
1980		Cargostar	7.6L	31T ²	475	31-AGM7	31-MHD	31-ECL	31-LHD	31-VHD	
1980		Cargostar	8.8L	31T ²	475	31-AGM7	31-MHD	31-ECL	31-LHD	31-VHD	
1980		Cargostar		24	345	MTZ-34 ¹	C24-XHD		MT-24	MTP-24	
1980		Cargostar		24	435	MTZ-34 ¹	C24-XHD		MT-24	MTP-24	
1980		Cargostar		30H	520				29H-VHD		
1980		Cargostar		31T ²	625	31-AGM7	31-MHD	31-ECL	31-LHD	31-VHD	
1980		Cargostar		31T ⁴	650	31-AGM7	31-MHD	31-ECL	31-LHD	31-VHD	
Agriculture Agrícola Agriculture	1980	Cargostar		31T ⁴	925	31-AGM7	31-MHD		31-HD	31-XHD	
	1980	Cargostar		24 ^{5,9}	345	MTZ-34 ¹	C24-XHD				
	1980	Cargostar, S1723, S1724		24	345	MTZ-34 ¹	C24-XHD		MT-24	MTP-24	
	1980	Cargostar, S1723, S1724		24	435	MTZ-34 ¹	C24-XHD		MT-24	MTP-24	
	1980	Cargostar, S1723, S1724		31T ⁴	650	31-AGM7	31-MHD	31-ECL	31-LHD	31-VHD	
	1980	Cargostar, S1723, S1724		31T ⁴	925	31-AGM7	31-MHD		31-HD	31-XHD	
	1980	Cargostar, S1723, S1724, S1823, S1824, S1924, S1925		24	345	MTZ-34 ¹	C24-XHD		MT-24	MTP-24	
	1980	Cargostar, S1723, S1724, S1823, S1824, S1924, S1925		24	435	MTZ-34 ¹	C24-XHD		MT-24	MTP-24	
	1980	Cargostar, S1723, S1724, S1823, S1824, S1924, S1925		31T ⁴	650	31-AGM7	31-MHD	31-ECL	31-LHD	31-VHD	
	1980	Cargostar, S1723, S1724, S1823, S1824, S1924, S1925		31T ⁴	925	31-AGM7	31-MHD		31-HD	31-XHD	
	1984-83	Cargostar, S1724		31T ⁴	925	31-AGM7	31-MHD		31-HD	31-XHD	
	1984	Cargostar, S1724, S1824	5.7L	31T ⁴	650	31-AGM7	31-MHD	31-ECL	31-LHD	31-VHD	
	Lawn & Garden Césped y Jardín Jardin et Pelouse	1980	Cargostar, S1823, S1824, S1924, S1925		24	345	MTZ-34 ¹	C24-XHD		MT-24	MTP-24
		1980	Cargostar, S1823, S1824, S1924, S1925		24	435	MTZ-34 ¹	C24-XHD		MT-24	MTP-24
		1980	Cargostar, S1823, S1824, S1924, S1925		31T ⁴	650	31-AGM7	31-MHD	31-ECL	31-LHD	31-VHD
1980		Cargostar, S1823, S1824, S1924, S1925		31T ⁴	925	31-AGM7	31-MHD		31-HD	31-XHD	
1983-81		Cargostar, S1853, S1854		31T ⁴	650	31-AGM7	31-MHD	31-ECL	31-LHD	31-VHD	
1983-81		Cargostar, S1854		24	345	MTZ-34 ¹	C24-XHD		MT-24	MTP-24	
1980		Cargostar, S2125, S2524		24	345	MTZ-34 ¹	C24-XHD		MT-24	MTP-24	
1980		Cargostar, S2125, S2524		24	435	MTZ-34 ¹	C24-XHD		MT-24	MTP-24	
1980		Cargostar, S2125, S2524		31T ⁴	650	31-AGM7	31-MHD	31-ECL	31-LHD	31-VHD	
1980		Cargostar, S2125, S2524		31T ⁴	925	31-AGM7	31-MHD		31-HD	31-XHD	
Powersports Vehículos Deportivos Sports Motorisés		2010-05	CF500, CF600	4.5L	31T ²	925	31-AGM7	31-MHD		31-HD	31-XHD
		2021-19	CV515	6.6L	31T ²	550	31-AGM7	31-MHD	31-ECL	31-LHD	31-VHD
		2021-19	CV515		31T ^{2,3}	650	31-AGM7	31-MHD	31-ECL	31-LHD	31-VHD
		2008-06	CXT	6.6L	31T ⁴	925	31-AGM7	31-MHD		31-HD	31-XHD
		2008-06	CXT		31T ⁴	925	31-AGM7	31-MHD		31-HD	31-XHD
	2008-05	CXT	7.6L	31T ⁴	650	31-AGM7	31-MHD	31-ECL	31-LHD	31-VHD	
	2008-05	CXT		31T ⁴	925	31-AGM7	31-MHD		31-HD	31-XHD	
	2013	Durastar	7.6L	31T ⁴	650	31-AGM7	31-MHD	31-ECL	31-LHD	31-VHD	
	2013	Durastar		31T ⁴	925	31-AGM7	31-MHD		31-HD	31-XHD	
	1981-79	F1924	6.6L	31T ^{3,50}	600	31-AGM7	31-MHD	31-ECL	31-LHD	31-VHD	
	1981-79	F1924	7.3L	31T ^{3,50}	600	31-AGM7	31-MHD	31-ECL	31-LHD	31-VHD	
	1981-79	F1924		27H	435	MTZ-34 ¹	C24-XHD		MT-24	MTP-24	
	1981-79	F1924		31T ³	500	31-AGM7	31-MHD	31-ECL	31-LHD	31-VHD	
	1986	F1954	6.8L	31T ⁴	650	31-AGM7	31-MHD	31-ECL	31-LHD	31-VHD	
	1986	F1954		31T ⁴	925	31-AGM7	31-MHD		31-HD	31-XHD	
1986	F1954, S1954, S2375	9.0L	31T ⁴	650	31-AGM7	31-MHD	31-ECL	31-LHD	31-VHD		
1986	F1954, S1954, S2375		31T ⁴	925	31-AGM7	31-MHD		31-HD	31-XHD		
Reference Referencia Référence	1983	F2276 S		4D	880	4D-AGMX	4D-XHD				
	1982-79	F2554	7.6L	31T ³	600	31-AGM7	31-MHD	31-ECL	31-LHD	31-VHD	
	1982-79	F2554		24	345	MTZ-34 ¹	C24-XHD		MT-24	MTP-24	
	1982-79	F2554		31T ^{3,50}	455	31-AGM7	31-MHD	31-ECL	31-LHD	31-VHD	
	1982-79	F2554		31T ^{3,50}	625	31-AGM7	31-MHD	31-ECL	31-LHD	31-VHD	

Year	Model	Options	Group Size	Rating (CCA)	AGM	XHD/MHD	ECL	Alternate 1	Alternate 2
International • Medium/Heavy Truck (continued)									
1982-79	F2554		31T ⁴	650	31-AGM7	31-MHD	31-ECL	31-LHD	31-VHD
1989-83	F2554, S2554	7.6L	31T ⁴	650	31-AGM7	31-MHD	31-ECL	31-LHD	31-VHD
1989-82	F2575		31T ⁴	925	31-AGM7	31-MHD		31-HD	31-XHD
1984-81	F2575		31T ⁴	925	31-AGM7	31-MHD		31-HD	31-XHD
1984	F2575	7.0L	31T ⁴	650	31-AGM7	31-MHD	31-ECL	31-LHD	31-VHD
1983-82	F2575	14.0L	31T ³	600	31-AGM7	31-MHD	31-ECL	31-LHD	31-VHD
1983-82	F2575		24	345	MTZ-34 ¹	C24-XHD		MT-24	MTP-24
1983-82	F2575		24	435	MTZ-34 ¹	C24-XHD		MT-24	MTP-24
1983-82	F2575		4D	700	4D-AGMX	4D-XHD			
1983-82	F2575		8D	880	8D-AGMX	8D-XHD		8D-MHD	
1983-82	F2575		31T ^{3,50}	455	31-AGM7	31-MHD	31-ECL	31-LHD	31-VHD
1983-82	F2575		31T ^{3,50}	625	31-AGM7	31-MHD	31-ECL	31-LHD	31-VHD
1983-82	F2575		31T ⁴	650	31-AGM7	31-MHD	31-ECL	31-LHD	31-VHD
1983-81	F2575	7.0L	31T ³	600	31-AGM7	31-MHD	31-ECL	31-LHD	31-VHD
1983-81	F2575		24	345	MTZ-34 ¹	C24-XHD		MT-24	MTP-24
1983-81	F2575		24	435	MTZ-34 ¹	C24-XHD		MT-24	MTP-24
1983-81	F2575		4D	700	4D-AGMX	4D-XHD			
1983-81	F2575		8D	880	8D-AGMX	8D-XHD		8D-MHD	
1983-81	F2575		31T ^{3,50}	455	31-AGM7	31-MHD	31-ECL	31-LHD	31-VHD
1983-81	F2575		31T ^{3,50}	625	31-AGM7	31-MHD	31-ECL	31-LHD	31-VHD
1983-81	F2575		31T ⁴	650	31-AGM7	31-MHD	31-ECL	31-LHD	31-VHD
1989-80	F2654		31T ⁴	925	31-AGM7	31-MHD		31-HD	31-XHD
1983-80	F2654	7.6L	31T ³	600	31-AGM7	31-MHD	31-ECL	31-LHD	31-VHD
1983-80	F2654		24	345	MTZ-34 ¹	C24-XHD		MT-24	MTP-24
1983-80	F2654		24	435	MTZ-34 ¹	C24-XHD		MT-24	MTP-24
1983-80	F2654		4D	700	4D-AGMX	4D-XHD			
1983-80	F2654		8D	880	8D-AGMX	8D-XHD		8D-MHD	
1983-80	F2654		31T ^{3,50}	455	31-AGM7	31-MHD	31-ECL	31-LHD	31-VHD
1983-80	F2654		31T ^{3,50}	625	31-AGM7	31-MHD	31-ECL	31-LHD	31-VHD
1983-80	F2654		31T ⁴	650	31-AGM7	31-MHD	31-ECL	31-LHD	31-VHD
1987-85	F9370	12.1L	31T ⁴	650	31-AGM7	31-MHD	31-ECL	31-LHD	31-VHD
1987	G1954		31T ⁴	650	31-AGM7	31-MHD	31-ECL	31-LHD	31-VHD
1987	G1954		31T ⁴	925	31-AGM7	31-MHD		31-HD	31-XHD
2023-19	HV507	8.9L	31T	650	31-AGM7	31-MHD	31-ECL	31-LHD	31-VHD
2022-19	HV507	6.7L	31T	650	31-AGM7	31-MHD	31-ECL	31-LHD	31-VHD
2022-19	HV507		31T	700	31-AGM7	31-MHD	31-ECL	31-LHD	
2022-19	HV507		31T	925	31-AGM7	31-MHD		31-HD	31-XHD
2023-19	HV513		31T	650	31-AGM7	31-MHD	31-ECL	31-LHD	31-VHD
2022-19	HV513		31T	925	31-AGM7	31-MHD		31-HD	31-XHD
2023-19	HV607		31T	650	31-AGM7	31-MHD	31-ECL	31-LHD	31-VHD
2023-19	HV607		31T	925	31-AGM7	31-MHD		31-HD	31-XHD
2023-19	HV613		31T	650	31-AGM7	31-MHD	31-ECL	31-LHD	31-VHD
2023-19	HV613		31T	925	31-AGM7	31-MHD		31-HD	31-XHD
2022-17	HX515		31T	650	31-AGM7	31-MHD	31-ECL	31-LHD	31-VHD
2022-17	HX515		31T	925	31-AGM7	31-MHD		31-HD	31-XHD
2023-18	HX520		31T	650	31-AGM7	31-MHD	31-ECL	31-LHD	31-VHD
2023-18	HX520		31T	925	31-AGM7	31-MHD		31-HD	31-XHD
2022-17	HX615		31T	650	31-AGM7	31-MHD	31-ECL	31-LHD	31-VHD
2022-17	HX615		31T	925	31-AGM7	31-MHD		31-HD	31-XHD
2023-17	HX620		31T	650	31-AGM7	31-MHD	31-ECL	31-LHD	31-VHD
2023-17	HX620		31T	925	31-AGM7	31-MHD		31-HD	31-XHD
2022	HX620		31T	925	31-AGM7	31-MHD		31-HD	31-XHD
2022-14	Loadstar	14.9L	31T ⁴	650	31-AGM7	31-MHD	31-ECL	31-LHD	31-VHD
2022-09	Loadstar		31T ⁴	925	31-AGM7	31-MHD		31-HD	31-XHD
2013	Loadstar	10.5L	31T ⁴	650	31-AGM7	31-MHD	31-ECL	31-LHD	31-VHD
2013	Loadstar	12.4L	31T ⁴	650	31-AGM7	31-MHD	31-ECL	31-LHD	31-VHD
2013	Loadstar	9.3L	31T ⁴	650	31-AGM7	31-MHD	31-ECL	31-LHD	31-VHD
2013	Loadstar		31T ⁴	925	31-AGM7	31-MHD		31-HD	31-XHD
2023-13	LoneStar		31T ⁴	925	31-AGM7	31-MHD		31-HD	31-XHD
2023-09	LoneStar	12.4L	31T ⁴	650	31-AGM7	31-MHD	31-ECL	31-LHD	31-VHD
2017-09	LoneStar	10.8L	31T ⁴	650	31-AGM7	31-MHD	31-ECL	31-LHD	31-VHD
2017-09	LoneStar	15.0L	31T ⁴	650	31-AGM7	31-MHD	31-ECL	31-LHD	31-VHD
2017-09	LoneStar	15.2L	31T ⁴	650	31-AGM7	31-MHD	31-ECL	31-LHD	31-VHD
2012-11	LoneStar		31T ⁴	925	31-AGM7	31-MHD		31-HD	31-XHD
2011-09	LoneStar		31T ⁴	925	31-AGM7	31-MHD		31-HD	31-XHD
2010	LoneStar		31T ⁴	925	31-AGM7	31-MHD		31-HD	31-XHD
2023-18	LT625		31T ⁴	925	31-AGM7	31-MHD		31-HD	31-XHD
2023-17	LT625	12.4L	31T ⁴	650	31-AGM7	31-MHD	31-ECL	31-LHD	31-VHD
2023-17	LT625	14.9L	31T ⁴	650	31-AGM7	31-MHD	31-ECL	31-LHD	31-VHD
2023-19	MV607	6.7L	31T ⁴	650	31-AGM7	31-MHD	31-ECL	31-LHD	31-VHD
2023-19	MV607	8.9L	31T ⁴	650	31-AGM7	31-MHD	31-ECL	31-LHD	31-VHD
2023-19	MV607		31T ⁴	925	31-AGM7	31-MHD		31-HD	31-XHD

Automotive & Light Truck
Automotrices y Camiones
Livianos
Automobile et Camionnette

Heavy-Duty Truck
Camiones Para Servicio Pesado
Poids Lourds

Agriculture
Agrícola
Agriculture

Industrial
Industrial
Industrial

Lawn & Garden
Césped y Jardín
Jardin et Pelouse

Powersports
Vehículos Deportivos
Sports Motorises

Reference
Referencia
Référence

	Year	Model	Options	Group Size	Rating (CCA)	AGM	XHD/MHD	ECL	Alternate 1	Alternate 2	
Automotive & Light Truck Automotrices y Camiones Livianos Automobile et Camionnette	International • Medium/Heavy Truck (continued)										
	2022-19	MV607		31T ⁴	925	31-AGM7	31-MHD		31-HD	31-XHD	
	2009-07	MXT	6.0L	31T ⁴	650	31-AGM7	31-MHD	31-ECL	31-LHD	31-VHD	
	2009-07	MXT		31T ⁴	925	31-AGM7	31-MHD		31-HD	31-XHD	
	2020-08	ProStar	10.5L	31T ⁴	650	31-AGM7	31-MHD	31-ECL	31-LHD	31-VHD	
	2020-08	ProStar	10.8L	31T ⁴	650	31-AGM7	31-MHD	31-ECL	31-LHD	31-VHD	
	2020-08	ProStar	12.4L	31T ⁴	650	31-AGM7	31-MHD	31-ECL	31-LHD	31-VHD	
	2020-08	ProStar	15.0L	31T ⁴	650	31-AGM7	31-MHD	31-ECL	31-LHD	31-VHD	
	2020-08	ProStar	15.2L	31T ⁴	650	31-AGM7	31-MHD	31-ECL	31-LHD	31-VHD	
	2020-08	ProStar, WorkStar 7600	12.5L	31T ⁴	650	31-AGM7	31-MHD	31-ECL	31-LHD	31-VHD	
	2023-18	RH613	12.4L	31T ⁴	650	31-AGM7	31-MHD	31-ECL	31-LHD	31-VHD	
	2023-18	RH613		31T ⁴	925	31-AGM7	31-MHD		31-HD	31-XHD	
	2008-05	RXT	6.0L	31T ⁴	650	31-AGM7	31-MHD	31-ECL	31-LHD	31-VHD	
	2008-05	RXT	6.0L	31T ⁴	925	31-AGM7	31-MHD		31-HD	31-XHD	
	Heavy-Duty Truck Camiones Para Servicio Pesado Poids Lourds	2008-05	RXT	9.3L	31T ⁴	650	31-AGM7	31-MHD	31-ECL	31-LHD	31-VHD
2007-05		RXT	9.3L	31T ⁴	925	31-AGM7	31-MHD		31-HD	31-XHD	
1982-81		S1624	5.7L	31T ³	500	31-AGM7	31-MHD	31-ECL	31-LHD	31-VHD	
1982-81		S1624		31T ^{3,50}	600	31-AGM7	31-MHD	31-ECL	31-LHD	31-VHD	
1981-80		S1624		24	435	MTZ-34 ¹	C24-XHD		MT-24	MTP-24	
1982-80		S1624, S1723, S1724, S1823		24	345	MTZ-34 ¹	C24-XHD		MT-24	MTP-24	
1982-80		S1624, S1723, S1724, S1823		4D	700	4D-AGMX	4D-XHD				
1982-80		S1624, S1723, S1724, S1823		8D	880	8D-AGMX	8D-XHD		8D-MHD		
1982-80		S1624, S1723, S1724, S1823		31T ^{3,50}	625	31-AGM7	31-MHD	31-ECL	31-LHD	31-VHD	
1982-80		S1624, S1723, S1724, S1823		31T ⁴	650	31-AGM7	31-MHD	31-ECL	31-LHD	31-VHD	
1982-80		S1624, S1723, S1724, S1823		31T ⁴	925	31-AGM7	31-MHD		31-HD	31-XHD	
1982-81		S1624, S1823		27H	435	MTZ-34 ¹	C24-XHD		MT-24	MTP-24	
1980		S1624, S1823, S1824	5.7L	31T ³	600	31-AGM7	31-MHD	31-ECL	31-LHD	31-VHD	
1980		S1624, S1823, S1824		31T ^{3,50}	455	31-AGM7	31-MHD	31-ECL	31-LHD	31-VHD	
Agriculture Agrícola Agriculture		1987	S1654	7.6L	31T ⁴	650	31-AGM7	31-MHD	31-ECL	31-LHD	31-VHD
	1987	S1654		31T ⁴	925	31-AGM7	31-MHD		31-HD	31-XHD	
	1989-88	S1654, S1654LP, S1753	7.3L	31T ⁴	650	31-AGM7	31-MHD	31-ECL	31-LHD	31-VHD	
	1989-88	S1654, S1654LP, S1753		31T ⁴	925	31-AGM7	31-MHD		31-HD	31-XHD	
	1988-84	S1654, S1753	6.8L	31T ⁴	650	31-AGM7	31-MHD	31-ECL	31-LHD	31-VHD	
	1988-84	S1654, S1753		31T ⁴	925	31-AGM7	31-MHD		31-HD	31-XHD	
	1985-84	S1723	5.7L	31T ⁴	650	31-AGM7	31-MHD	31-ECL	31-LHD	31-VHD	
	1985-84	S1723		31T ⁴	925	31-AGM7	31-MHD		31-HD	31-XHD	
	1985-83	S1723		31T ⁴	925	31-AGM7	31-MHD		31-HD	31-XHD	
	1982-80	S1723, S1724	5.7L	31T ³	600	31-AGM7	31-MHD	31-ECL	31-LHD	31-VHD	
	1982-80	S1723, S1724		31T ^{3,50}	455	31-AGM7	31-MHD	31-ECL	31-LHD	31-VHD	
	1980	S1723, S1724		4D	700	4D-AGMX	4D-XHD				
	1980	S1723, S1724		8D	880	8D-AGMX	8D-XHD		8D-MHD		
	1980	S1723, S1724		31T ^{3,50}	625	31-AGM7	31-MHD	31-ECL	31-LHD	31-VHD	
	Industrial Industrial Industriel	1982-80	S1723, S1724, S1823		24	435	MTZ-34 ¹	C24-XHD		MT-24	MTP-24
1980		S1723, S1724, S1823, S1824	6.6L	31T ³	600	31-AGM7	31-MHD	31-ECL	31-LHD	31-VHD	
1980		S1723, S1724, S1823, S1824		31T ^{3,50}	455	31-AGM7	31-MHD	31-ECL	31-LHD	31-VHD	
1980		S1723, S1724, S1823, S1824, S1924, S1925		4D	700	4D-AGMX	4D-XHD				
1980		S1723, S1724, S1823, S1824, S1924, S1925		8D	880	8D-AGMX	8D-XHD		8D-MHD		
1980		S1723, S1724, S1823, S1824, S1924, S1925		31T ^{3,50}	625	31-AGM7	31-MHD	31-ECL	31-LHD	31-VHD	
1980		S1723, S1724, S1824	6.4L	31T ³	600	31-AGM7	31-MHD	31-ECL	31-LHD	31-VHD	
1980		S1723, S1724, S1824		31T ^{3,50}	455	31-AGM7	31-MHD	31-ECL	31-LHD	31-VHD	
1984-83		S1724	6.4L	31T ⁴	650	31-AGM7	31-MHD	31-ECL	31-LHD	31-VHD	
1984		S1724, S1824		31T ⁴	925	31-AGM7	31-MHD		31-HD	31-XHD	
Lawn & Garden Césped y Jardín Jardin et Pelouse		1988-86	S1754	7.6L	31T ⁴	650	31-AGM7	31-MHD	31-ECL	31-LHD	31-VHD
		1988-86	S1754		31T ⁴	925	31-AGM7	31-MHD		31-HD	31-XHD
		1988	S1754	7.3L	31T ⁴	650	31-AGM7	31-MHD	31-ECL	31-LHD	31-VHD
		1988	S1754		31T ⁴	925	31-AGM7	31-MHD		31-HD	31-XHD
		1984	S1754	7.6L	31T ⁴	650	31-AGM7	31-MHD	31-ECL	31-LHD	31-VHD
	1984	S1754		31T ⁴	925	31-AGM7	31-MHD		31-HD	31-XHD	
	1982-81	S1754	9.0L	31T ³	600	31-AGM7	31-MHD	31-ECL	31-LHD	31-VHD	
	1982-81	S1754		24	345	MTZ-34 ¹	C24-XHD		MT-24	MTP-24	
	1982-81	S1754		31T ^{3,50}	455	31-AGM7	31-MHD	31-ECL	31-LHD	31-VHD	
	1982-81	S1754		31T ^{3,50}	625	31-AGM7	31-MHD	31-ECL	31-LHD	31-VHD	
	1982-81	S1754		31T ⁴	650	31-AGM7	31-MHD	31-ECL	31-LHD	31-VHD	
	1988-81	S1754, S1853		31T ⁴	925	31-AGM7	31-MHD		31-HD	31-XHD	
	1982-81	S1754, S1853, S1854		24	435	MTZ-34 ¹	C24-XHD		MT-24	MTP-24	
	1982-81	S1754, S1853, S1854		4D	700	4D-AGMX	4D-XHD				
	1982-81	S1754, S1853, S1854		8D	880	8D-AGMX	8D-XHD		8D-MHD		
Reference Referencia Référence	1982-81	S1823	5.7L	31T ^{3,50}	600	31-AGM7	31-MHD	31-ECL	31-LHD	31-VHD	
	1982-81	S1823		31T ³	500	31-AGM7	31-MHD	31-ECL	31-LHD	31-VHD	
	1980	S1823, S1824	7.3L	31T ³	600	31-AGM7	31-MHD	31-ECL	31-LHD	31-VHD	
	1980	S1823, S1824		31T ^{3,50}	455	31-AGM7	31-MHD	31-ECL	31-LHD	31-VHD	
	1980	S1823, S1824, S1924, S1925		4D	700	4D-AGMX	4D-XHD				
	1980	S1823, S1824, S1924, S1925		8D	880	8D-AGMX	8D-XHD		8D-MHD		

Year	Model	Options	Group Size	Rating (CCA)	AGM	XHD/MHD	ECL	Alternate 1	Alternate 2
International • Medium/Heavy Truck (continued)									
1980	S1823, S1824, S1924, S1925		31T ^{3,50}	625	31-AGM7	31-MHD	31-ECL	31-LHD	31-VHD
1985-84	S1824	6.4L	31T ⁴	650	31-AGM7	31-MHD	31-ECL	31-LHD	31-VHD
1985-80	S1824		31T ⁴	925	31-AGM7	31-MHD		31-HD	31-XHD
1983-80	S1824		24	345	MTZ-34 ¹	C24-XHD		MT-24	MTP-24
1983-80	S1824		31T ^{3,50}	625	31-AGM7	31-MHD	31-ECL	31-LHD	31-VHD
1983-80	S1824		31T ⁴	650	31-AGM7	31-MHD	31-ECL	31-LHD	31-VHD
1982-80	S1824		24	435	MTZ-34 ¹	C24-XHD		MT-24	MTP-24
1982-80	S1824		4D	700	4D-AGMX	4D-XHD			
1982-80	S1824		8D	880	8D-AGMX	8D-XHD		8D-MHD	
1980	S1824		24	345	MTZ-34 ¹	C24-XHD		MT-24	MTP-24
1980	S1824		24	435	MTZ-34 ¹	C24-XHD		MT-24	MTP-24
1980	S1824		4D	700	4D-AGMX	4D-XHD			
1980	S1824		8D	880	8D-AGMX	8D-XHD		8D-MHD	
1980	S1824		31T ^{3,50}	625	31-AGM7	31-MHD	31-ECL	31-LHD	31-VHD
1980	S1824		31T ⁴	650	31-AGM7	31-MHD	31-ECL	31-LHD	31-VHD
1980	S1824		31T ⁴	925	31-AGM7	31-MHD		31-HD	31-XHD
1988	S1853	6.8L	31T ⁴	650	31-AGM7	31-MHD	31-ECL	31-LHD	31-VHD
1988	S1853		31T ⁴	925	31-AGM7	31-MHD		31-HD	31-XHD
1983-82	S1853		24	345	MTZ-34 ¹	C24-XHD		MT-24	MTP-24
1983-81	S1853		31T ³	500	31-AGM7	31-MHD	31-ECL	31-LHD	31-VHD
1981	S1853		24 ³	345	MTZ-34 ¹	C24-XHD		MT-24	MTP-24
1983-81	S1853, S1854	9.0L	31T ^{3,50}	600	31-AGM7	31-MHD	31-ECL	31-LHD	31-VHD
1983-81	S1853, S1854		27H	435	MTZ-34 ¹	C24-XHD		MT-24	MTP-24
1983-81	S1853, S1854		31T ^{3,50}	625	31-AGM7	31-MHD	31-ECL	31-LHD	31-VHD
1989-84	S1853, S1854, S2155		31T ⁴	925	31-AGM7	31-MHD		31-HD	31-XHD
1989-87	S1853FC	7.6L	31T ⁴	650	31-AGM7	31-MHD	31-ECL	31-LHD	31-VHD
1989-87	S1853FC		31T ⁴	925	31-AGM7	31-MHD		31-HD	31-XHD
1989-88	S1854	5.9L	31T ⁴	650	31-AGM7	31-MHD	31-ECL	31-LHD	31-VHD
1989-88	S1854		31T ⁴	925	31-AGM7	31-MHD		31-HD	31-XHD
1987-84	S1854	9.0L	31T ⁴	650	31-AGM7	31-MHD	31-ECL	31-LHD	31-VHD
1987-81	S1854		31T ⁴	925	31-AGM7	31-MHD		31-HD	31-XHD
1981	S1854		31T	500	31-AGM7	31-MHD	31-ECL	31-LHD	31-VHD
1987-86	S1900		31T ⁴	650	31-AGM7	31-MHD	31-ECL	31-LHD	31-VHD
1987-86	S1900		31T ⁴	925	31-AGM7	31-MHD		31-HD	31-XHD
1984	S1900, S2100		31T ⁴	650	31-AGM7	31-MHD	31-ECL	31-LHD	31-VHD
1984	S1900, S2100		31T ⁴	925	31-AGM7	31-MHD		31-HD	31-XHD
1982-80	S1924, S1925	7.6L	31T ^{3,50}	600	31-AGM7	31-MHD	31-ECL	31-LHD	31-VHD
1982-80	S1924, S1925		27H	435	MTZ-34 ¹	C24-XHD		MT-24	MTP-24
1982-80	S1924, S1925		31T ³	500	31-AGM7	31-MHD	31-ECL	31-LHD	31-VHD
1980	S1924, S1925	6.6L	31T ^{3,50}	600	31-AGM7	31-MHD	31-ECL	31-LHD	31-VHD
1980	S1924, S1925	7.3L	31T ^{3,50}	600	31-AGM7	31-MHD	31-ECL	31-LHD	31-VHD
1980	S1924, S1925		27H	435	MTZ-34 ¹	C24-XHD		MT-24	MTP-24
1980	S1924, S1925		31T ³	500	31-AGM7	31-MHD	31-ECL	31-LHD	31-VHD
1982-80	S1924, S1925, S2524		24	345	MTZ-34 ¹	C24-XHD		MT-24	MTP-24
1982-80	S1924, S1925, S2524		24	435	MTZ-34 ¹	C24-XHD		MT-24	MTP-24
1982-80	S1924, S1925, S2524		4D	700	4D-AGMX	4D-XHD			
1982-80	S1924, S1925, S2524		8D	880	8D-AGMX	8D-XHD		8D-MHD	
1982-80	S1924, S1925, S2524		31T ^{3,50}	625	31-AGM7	31-MHD	31-ECL	31-LHD	31-VHD
1982-80	S1924, S1925, S2524		31T ⁴	650	31-AGM7	31-MHD	31-ECL	31-LHD	31-VHD
1982-80	S1924, S1925, S2524		31T ⁴	925	31-AGM7	31-MHD		31-HD	31-XHD
1990-84	S1954	7.6L	31T ⁴	650	31-AGM7	31-MHD	31-ECL	31-LHD	31-VHD
1990-81	S1954		31T ⁴	925	31-AGM7	31-MHD		31-HD	31-XHD
1983-81	S1954, S1955	7.6L	31T ^{3,50}	600	31-AGM7	31-MHD	31-ECL	31-LHD	31-VHD
1983-81	S1954, S1955		24	345	MTZ-34 ¹	C24-XHD		MT-24	MTP-24
1983-81	S1954, S1955		24	435	MTZ-34 ¹	C24-XHD		MT-24	MTP-24
1983-81	S1954, S1955		27H	435	MTZ-34 ¹	C24-XHD		MT-24	MTP-24
1983-81	S1954, S1955		4D	700	4D-AGMX	4D-XHD			
1983-81	S1954, S1955		8D	880	8D-AGMX	8D-XHD		8D-MHD	
1983-81	S1954, S1955		31T ³	500	31-AGM7	31-MHD	31-ECL	31-LHD	31-VHD
1983-81	S1954, S1955		31T ^{3,50}	625	31-AGM7	31-MHD	31-ECL	31-LHD	31-VHD
1983-81	S1954, S1955		31T ⁴	650	31-AGM7	31-MHD	31-ECL	31-LHD	31-VHD
1989-81	S1955, S2554		31T ⁴	925	31-AGM7	31-MHD		31-HD	31-XHD
1981-80	S2125		24	345	MTZ-34 ¹	C24-XHD		MT-24	MTP-24
1981-80	S2125		24	435	MTZ-34 ¹	C24-XHD		MT-24	MTP-24
1981-80	S2125		4D	700	4D-AGMX	4D-XHD			
1981-80	S2125		8D	880	8D-AGMX	8D-XHD		8D-MHD	
1981-80	S2125		31T ^{3,50}	625	31-AGM7	31-MHD	31-ECL	31-LHD	31-VHD
1981-80	S2125		31T ⁴	650	31-AGM7	31-MHD	31-ECL	31-LHD	31-VHD
1981-80	S2125		31T ⁴	925	31-AGM7	31-MHD		31-HD	31-XHD
1981	S2125	7.6L	31T ^{3,50}	600	31-AGM7	31-MHD	31-ECL	31-LHD	31-VHD
1981	S2125		27H	435	MTZ-34 ¹	C24-XHD		MT-24	MTP-24
1981	S2125		31T ³	500	31-AGM7	31-MHD	31-ECL	31-LHD	31-VHD

Automotive & Light Truck
Automotrices y Camiones
Livianos
Automobile et Camionnette

Heavy-Duty Truck
Camiones Para Servicio Pesado
Poids Lourds

Agriculture
Agrícola
Agriculture

Industrial
Industrial
Industrial

Lawn & Garden
Césped y Jardín
Jardin et Pelouse

Powersports
Vehículos Deportivos
Sports Motorises

Reference
Referencia
Référence

	Year	Model	Options	Group Size	Rating (CCA)	AGM	XHD/MHD	ECL	Alternate 1	Alternate 2		
Automotive & Light Truck Automotrices y Camiones Livianos Automobile et Camionnette	International • Medium/Heavy Truck (continued)											
	1980	S2125	7.6L	31T ³	600	31-AGM7	31-MHD	31-ECL	31-LHD	31-VHD		
	1980	S2125		31T ^{3,50}	655	31-AGM7	31-MHD	31-ECL	31-LHD	31-VHD		
	1980	S2125, S2524	8.8L	31T ³	600	31-AGM7	31-MHD	31-ECL	31-LHD	31-VHD		
	1980	S2125, S2524		4D	700	4D-AGMX	4D-XHD					
	1980	S2125, S2524		8D	880	8D-AGMX	8D-XHD		8D-MHD			
	1980	S2125, S2524		31T ^{3,50}	455	31-AGM7	31-MHD	31-ECL	31-LHD	31-VHD		
	1980	S2125, S2524		31T ^{3,50}	625	31-AGM7	31-MHD	31-ECL	31-LHD	31-VHD		
	1988	S2375	7.6L	31T ⁴	650	31-AGM7	31-MHD	31-ECL	31-LHD	31-VHD		
	1988	S2375		31T ⁴	925	31-AGM7	31-MHD		31-HD	31-XHD		
	1984	S2375		31T ⁴	925	31-AGM7	31-MHD		31-HD	31-XHD		
	1982-80	S2524	7.6L	31T ³	600	31-AGM7	31-MHD	31-ECL	31-LHD	31-VHD		
	1982-80	S2524		31T ^{3,50}	455	31-AGM7	31-MHD	31-ECL	31-LHD	31-VHD		
	1982-81	S2554	7.6L	31T ³	600	31-AGM7	31-MHD	31-ECL	31-LHD	31-VHD		
	1982-81	S2554		24	345	MTZ-34 ¹	C24-XHD		MT-24	MTP-24		
	1982-81	S2554		24	435	MTZ-34 ¹	C24-XHD		MT-24	MTP-24		
	1982-81	S2554		4D	700	4D-AGMX	4D-XHD					
	1982-81	S2554		8D	880	8D-AGMX	8D-XHD		8D-MHD			
	1982-81	S2554		31T ^{3,50}	455	31-AGM7	31-MHD	31-ECL	31-LHD	31-VHD		
	1982-81	S2554		31T ^{3,50}	625	31-AGM7	31-MHD	31-ECL	31-LHD	31-VHD		
	1982-81	S2554		31T ⁴	650	31-AGM7	31-MHD	31-ECL	31-LHD	31-VHD		
	Heavy-Duty Truck Camiones Para Servicio Pesado Poids Lourds	2018-10	TerraStar	6.4L	31T ⁴	650	31-AGM7	31-MHD	31-ECL	31-LHD	31-VHD	
		2018-10	TerraStar		31T ⁴	925	31-AGM7	31-MHD		31-HD	31-XHD	
		2019-09	WorkStar 7600		31T ⁴	925	31-AGM7	31-MHD		31-HD	31-XHD	
		2019-08	WorkStar 7600	12.4L	31T ⁴	650	31-AGM7	31-MHD	31-ECL	31-LHD	31-VHD	
2014-08		WorkStar 7600	10.5L	31T ⁴	650	31-AGM7	31-MHD	31-ECL	31-LHD	31-VHD		
2014-08		WorkStar 7600	10.8L	31T ⁴	650	31-AGM7	31-MHD	31-ECL	31-LHD	31-VHD		
2014-08		WorkStar 7600	12.5L	31T ⁴	650	31-AGM7	31-MHD	31-ECL	31-LHD	31-VHD		
2014-08		WorkStar 7600		31T ⁴	925	31-AGM7	31-MHD		31-HD	31-XHD		
2011-08		WorkStar 7600		31T ⁴	925	31-AGM7	31-MHD		31-HD	31-XHD		
2012-08		WorkStar 7700	10.8L	31T ⁴	650	31-AGM7	31-MHD	31-ECL	31-LHD	31-VHD		
2012-08		WorkStar 7700	12.5L	31T ⁴	650	31-AGM7	31-MHD	31-ECL	31-LHD	31-VHD		
2012-08		WorkStar 7700		31T ⁴	925	31-AGM7	31-MHD		31-HD	31-XHD		
2009-08		WorkStar 7700		31T ⁴	925	31-AGM7	31-MHD		31-HD	31-XHD		
Agriculture Agrícola Agriculture		Isuzu • Medium/Heavy Truck										
		1993-87	EVR	8.4L	31T ²	750	31-AGM7	31-MHD		31-LHD	31-XHD	
		2004-00	FRR	7.8L	31T ²	750	31-AGM7	31-MHD		31-LHD	31-XHD	
		1998-95	FRR, FSR, FTR, FVR	7.1L	31T ²	750	31-AGM7	31-MHD		31-LHD	31-XHD	
		2002-98	FSR	7.8L	31T ²	750	31-AGM7	31-MHD		31-LHD	31-XHD	
		1994-87	FSR	6.5L	31T ²	750	31-AGM7	31-MHD		31-LHD	31-XHD	
		1991-87	FSR	5.8L	31T ²	750	31-AGM7	31-MHD		31-LHD	31-XHD	
		2023-22	FTR	6.7L	31T ²	750	31-AGM7	31-MHD		31-LHD	31-XHD	
		2021-18	FTR	5.2L	31T ²	750	31-AGM7	31-MHD		31-LHD	31-XHD	
		1994-90	FTR	6.5L	31T ²	750	31-AGM7	31-MHD		31-LHD	31-XHD	
		1991-88	FTR	5.8L	31T ²	750	31-AGM7	31-MHD		31-LHD	31-XHD	
		2011-98	FTR, FVR	7.8L	31T ²	750	31-AGM7	31-MHD		31-LHD	31-XHD	
	2011-03	FVR	All	31T ²	750	31-AGM7	31-MHD		31-LHD	31-XHD		
	1994	FVR	6.5L	31T ²	750	31-AGM7	31-MHD		31-LHD	31-XHD		
	1992-90	FVR	6.5L	31T ²	750	31-AGM7	31-MHD		31-LHD	31-XHD		
	1990-88	FVR	8.4L	31T ²	750	31-AGM7	31-MHD		31-LHD	31-XHD		
	2011-04	FXR	7.8L	31T ²	750	31-AGM7	31-MHD		31-LHD	31-XHD		
	2008-05	HTR, HVR	7.8L	31T ²	750	31-AGM7	31-MHD		31-LHD	31-XHD		
	2006	HXR	All	31T ²	750	31-AGM7	31-MHD		31-LHD	31-XHD		
	1985	MR	5.8L	31T ²	750	31-AGM7	31-MHD		31-LHD	31-XHD		
	2018-06	NPR	6.0L	31T ²	630	31-AGM7	31-MHD	31-ECL	31-LHD	31-VHD		
	2009-05	NPR	5.2L	31T ²	750	31-AGM7	31-MHD		31-LHD	31-XHD		
	2003-92	NPR	5.7L	24 ²	630	MTZ-34 ¹			MT-24	MTP-24		
	1997-86	NPR	3.9L	31T ²	750	31-AGM7	31-MHD		31-LHD	31-XHD		
	2020-12	NPR-HD	6.0L	31T ²	630	31-AGM7	31-MHD	31-ECL	31-LHD	31-VHD		
2009-06	NPR-HD	6.0L	31T ²	630	31-AGM7	31-MHD	31-ECL	31-LHD	31-VHD			
2005-99	NPR-HD	5.7L	24 ²	630	MTZ-34 ¹			MT-24	MTP-24			
2005-99	NPR-HD	6.0L	24 ²	630	MTZ-34 ¹			MT-24	MTP-24			
2004-99	NPR-HD	4.8L	31T ²	750	31-AGM7	31-MHD		31-LHD	31-XHD			
2023	NPR-HD	6.6L	31T ²	630	31-AGM7	31-MHD	31-ECL	31-LHD	31-VHD			
2023-05	NPR-HD, NRR	5.2L	31T ²	750	31-AGM7	31-MHD		31-LHD	31-XHD			
2022-15	NPR-XD	5.2L	31T ²	750	31-AGM7	31-MHD		31-LHD	31-XHD			
2023-05	NQR	5.2L	31T ²	750	31-AGM7	31-MHD		31-LHD	31-XHD			
2004-98	NQR	4.8L	31T ²	750	31-AGM7	31-MHD		31-LHD	31-XHD			
1998-94	NQR	3.9L	31T ²	750	31-AGM7	31-MHD		31-LHD	31-XHD			
2023-05	NRR	5.2L	31T ²	750	31-AGM7	31-MHD		31-LHD	31-XHD			
1994-88	NRR	6.5L	31T ²	750	31-AGM7	31-MHD		31-LHD	31-XHD			
Lawn & Garden Césped y Jardín Jardin et Pelouse	Reference Referencia Référence											
	2023-05	NPR-HD, NRR	5.2L	31T ²	750	31-AGM7	31-MHD		31-LHD	31-XHD		
	2022-15	NPR-XD	5.2L	31T ²	750	31-AGM7	31-MHD		31-LHD	31-XHD		
	2023-05	NQR	5.2L	31T ²	750	31-AGM7	31-MHD		31-LHD	31-XHD		
	2004-98	NQR	4.8L	31T ²	750	31-AGM7	31-MHD		31-LHD	31-XHD		
	1998-94	NQR	3.9L	31T ²	750	31-AGM7	31-MHD		31-LHD	31-XHD		
	2023-05	NRR	5.2L	31T ²	750	31-AGM7	31-MHD		31-LHD	31-XHD		
	1994-88	NRR	6.5L	31T ²	750	31-AGM7	31-MHD		31-LHD	31-XHD		
	Powersports Vehículos Deportivos Sports Motorisés	Reference Referencia Référence										
		2023-05	NPR-HD, NRR	5.2L	31T ²	750	31-AGM7	31-MHD		31-LHD	31-XHD	
		2022-15	NPR-XD	5.2L	31T ²	750	31-AGM7	31-MHD		31-LHD	31-XHD	
		2023-05	NQR	5.2L	31T ²	750	31-AGM7	31-MHD		31-LHD	31-XHD	
		2004-98	NQR	4.8L	31T ²	750	31-AGM7	31-MHD		31-LHD	31-XHD	
		1998-94	NQR	3.9L	31T ²	750	31-AGM7	31-MHD		31-LHD	31-XHD	
		2023-05	NRR	5.2L	31T ²	750	31-AGM7	31-MHD		31-LHD	31-XHD	
		1994-88	NRR	6.5L	31T ²	750	31-AGM7	31-MHD		31-LHD	31-XHD	

Year	Model	Options	Group Size	Rating (CCA)	AGM	XHD/MHD	ECL	Alternate 1	Alternate 2
Kenworth • Class 8 Truck									
1994-86	750		31T ³	625	31-AGM7	31-MHD	31-ECL	31-LHD	31-VHD
1994-85	750		31T ²	925	31-AGM7	31-MHD		31-HD	31-XHD
1994-85	750		31T ³	900	31-AGM7	31-MHD		31-HD	31-XHD
1994-84	750		4 ⁴	940		4-XHD			
1994-83	750		31T ⁴	625	31-AGM7	31-MHD	31-ECL	31-LHD	31-VHD
1994-81	750		31T ³	750	31-AGM7	31-MHD		31-XHD	31-XHD
1994-81	750		31T ⁴	550	31-AGM7	31-MHD	31-ECL	31-LHD	31-VHD
1994	750		31T ³	700	31-AGM7	31-MHD	31-ECL	31-LHD	31-XHD
1985-84	540, 548, 750, 849-S, 850, 950, C500-B, K100, LW900, LW924, T400, T450, T600, T800, W900		31T ²	625	31-AGM7	31-MHD	31-ECL	31-LHD	31-VHD
1983-81	540, 548, 750, 850, 950, L700, LW900, LW924, W900		4 ⁴	800		4-XHD			
1982-81	540, 548, 750, 850, 950, L700, LW900, LW924, W900		31T ³	625	31-AGM7	31-MHD	31-ECL	31-LHD	31-VHD
1986-85	540, LW900		31T ²	925	31-AGM7	31-MHD		31-HD	31-XHD
1986-85	540, LW900		31T ³	900	31-AGM7	31-MHD		31-HD	31-XHD
1986-84	540, LW900		4 ⁴	940		4-XHD			
1986-83	540, LW900		31T ⁴	530	31-AGM7	31-MHD	31-ECL	31-LHD	31-VHD
1986-83	540, LW900		31T ⁴	625	31-AGM7	31-MHD	31-ECL	31-LHD	31-VHD
1986-81	540, LW900		31T ³	750	31-AGM7	31-MHD		31-XHD	31-XHD
1986-81	540, LW900		31T ⁴	550	31-AGM7	31-MHD	31-ECL	31-LHD	31-VHD
1986-81	540, LW900		5D ⁴	830				4-XHD	
1986	540, LW900		31T ³	625	31-AGM7	31-MHD	31-ECL	31-LHD	31-VHD
1993-83	548, 750, 850, 950, K100, T450, T600, T800, W900		31T ⁴	530	31-AGM7	31-MHD	31-ECL	31-LHD	31-VHD
1990-81	548, 750, 850, 950, LW924, W900		5D ⁴	830				4-XHD	
1996-94	548, 850, 950, ATX, K100, T400, T450, T600, T800, T953, T993, W300, W900		31T ³	700	31-AGM7	31-MHD	31-ECL	31-LHD	31-XHD
1996-86	548, 850, 950, K100, T400, T450, T600, T800, W900		31T ³	625	31-AGM7	31-MHD	31-ECL	31-LHD	31-VHD
1996-85	548, 850, 950, K100, T400, T450, T600, T800, W900		31T ²	925	31-AGM7	31-MHD		31-HD	31-XHD
1996-85	548, 850, 950, K100, T400, T450, T600, T800, W900		31T ³	900	31-AGM7	31-MHD		31-HD	31-XHD
1996-84	548, 850, 950, K100, T400, T450, T600, T800, W900		4 ⁴	940		4-XHD			
1996-83	548, 850, 950, K100, T450, T600, T800, W900		31T ⁴	625	31-AGM7	31-MHD	31-ECL	31-LHD	31-VHD
1996-81	548, 850, 950, W900		31T ³	750	31-AGM7	31-MHD		31-XHD	31-XHD
1996-81	548, 850, 950, W900		31T ⁴	550	31-AGM7	31-MHD	31-ECL	31-LHD	31-VHD
1991-86	849-S		31T ³	625	31-AGM7	31-MHD	31-ECL	31-LHD	31-VHD
1991-85	849-S		31T ²	925	31-AGM7	31-MHD		31-HD	31-XHD
1991-85	849-S		31T ³	900	31-AGM7	31-MHD		31-HD	31-XHD
1991-84	849-S		4 ⁴	940		4-XHD			
1991-83	849-S		31T ⁴	530	31-AGM7	31-MHD	31-ECL	31-LHD	31-VHD
1991-83	849-S		31T ⁴	625	31-AGM7	31-MHD	31-ECL	31-LHD	31-VHD
1991-82	849-S		31T ³	750	31-AGM7	31-MHD		31-XHD	31-XHD
1991-82	849-S		31T ⁴	550	31-AGM7	31-MHD	31-ECL	31-LHD	31-VHD
1990-82	849-S, K100, T450, T600, T800		5D ⁴	830				4-XHD	
1983-82	849-S, K100, T450, T600, T800		4 ⁴	800		4-XHD			
1982	849-S, K100, T450, T600, T800		31T ³	625	31-AGM7	31-MHD	31-ECL	31-LHD	31-VHD
1996-93	ATX, T953, W300		31T ²	925	31-AGM7	31-MHD		31-HD	31-XHD
1996-93	ATX, T953, W300		31T ³	750	31-AGM7	31-MHD		31-XHD	31-XHD
1996-93	ATX, T953, W300		31T ³	900	31-AGM7	31-MHD		31-HD	31-XHD
1996-93	ATX, T953, W300		31T ³	625	31-AGM7	31-MHD	31-ECL	31-LHD	31-VHD
1996-93	ATX, T953, W300		31T ⁴	550	31-AGM7	31-MHD	31-ECL	31-LHD	31-VHD
1996-93	ATX, T953, W300		31T ⁴	625	31-AGM7	31-MHD	31-ECL	31-LHD	31-VHD
1996-93	ATX, T953, W300		4 ⁴	940		4-XHD			
1993	ATX, T953, W300		31T ⁴	530	31-AGM7	31-MHD	31-ECL	31-LHD	31-VHD
1990-84	C500-B		31T ³	750	31-AGM7	31-MHD		31-XHD	31-XHD
1990-84	C500-B		31T ⁴	530	31-AGM7	31-MHD	31-ECL	31-LHD	31-VHD
1990-84	C500-B		31T ⁴	550	31-AGM7	31-MHD	31-ECL	31-LHD	31-VHD
1990-84	C500-B		31T ⁴	625	31-AGM7	31-MHD	31-ECL	31-LHD	31-VHD
1990-86	C500-B, LW924		31T ³	625	31-AGM7	31-MHD	31-ECL	31-LHD	31-VHD
1990-85	C500-B, LW924		31T ²	925	31-AGM7	31-MHD		31-HD	31-XHD
1990-85	C500-B, LW924		31T ³	900	31-AGM7	31-MHD		31-HD	31-XHD
1990-84	C500-B, LW924		4 ⁴	940		4-XHD			
1990-84	C500-B, T400		5D ⁴	830				4-XHD	
1996-82	K100, T450, T600, T800		31T ³	750	31-AGM7	31-MHD		31-XHD	31-XHD
1996-82	K100, T450, T600, T800		31T ⁴	550	31-AGM7	31-MHD	31-ECL	31-LHD	31-VHD
1983-81	L700		31T ³	750	31-AGM7	31-MHD		31-XHD	31-XHD
1983-81	L700		31T ⁴	550	31-AGM7	31-MHD	31-ECL	31-LHD	31-VHD
1983-81	L700		5D ⁴	830				4-XHD	
1983	L700		31T ⁴	530	31-AGM7	31-MHD	31-ECL	31-LHD	31-VHD
1983	L700		31T ⁴	625	31-AGM7	31-MHD	31-ECL	31-LHD	31-VHD
1990-83	LW924		31T ⁴	530	31-AGM7	31-MHD	31-ECL	31-LHD	31-VHD
1990-83	LW924		31T ⁴	625	31-AGM7	31-MHD	31-ECL	31-LHD	31-VHD
1990-81	LW924		31T ³	750	31-AGM7	31-MHD		31-XHD	31-XHD
1990-81	LW924		31T ⁴	550	31-AGM7	31-MHD	31-ECL	31-LHD	31-VHD
1996	On Highway Conventional		31T ²	925	31-AGM7	31-MHD		31-HD	31-XHD

Automotive & Light Truck
Automotrices y Camiones
Livianos
Automobile et Camionnette

Heavy-Duty Truck
Camiones Para Servicio Pesado
Poids Lourds

Agriculture
Agricultura
Agriculture

Industrial
Industrial
Industrial

Lawn & Garden
Césped y Jardín
Jardin et Pelouse

Powersports
Vehículos Deportivos
Sports Motorisés

Reference
Referencia
Référence

	Year	Model	Options	Group Size	Rating (CCA)	AGM	XHD/MHD	ECL	Alternate 1	Alternate 2	
Automotive & Light Truck Automotrices y Camiones Livianos Automobile et Camionnette	Kenworth • Class 8 Truck (continued)										
	1996	On Highway Conventional		31T ³	700	31-AGM7	31-MHD	31-ECL	31-LHD	31-XHD	
	1996	On Highway Conventional		31T ³	750	31-AGM7	31-MHD		31-XHD	31-XHD	
	1996	On Highway Conventional		31T ³	900	31-AGM7	31-MHD		31-HD	31-XHD	
	1996	On Highway Conventional		31T ³	625	31-AGM7	31-MHD	31-ECL	31-LHD	31-VHD	
	1996	On Highway Conventional		31T ⁴	550	31-AGM7	31-MHD	31-ECL	31-LHD	31-VHD	
	1996	On Highway Conventional		31T ⁴	625	31-AGM7	31-MHD	31-ECL	31-LHD	31-VHD	
	1996	On Highway Conventional		4 ⁴	940		4-XHD				
	1996-84	T400		31T ³	750	31-AGM7	31-MHD		31-XHD	31-XHD	
	1996-84	T400		31T ⁴	550	31-AGM7	31-MHD	31-ECL	31-LHD	31-VHD	
1996-84	T400		31T ⁴	625	31-AGM7	31-MHD	31-ECL	31-LHD	31-VHD		
1993-84	T400		31T ⁴	530	31-AGM7	31-MHD	31-ECL	31-LHD	31-VHD		
1996-94	T993		31T ²	925	31-AGM7	31-MHD		31-HD	31-XHD		
1996-94	T993		31T ³	750	31-AGM7	31-MHD		31-XHD	31-XHD		
1996-94	T993		31T ³	900	31-AGM7	31-MHD		31-HD	31-XHD		
1996-94	T993		31T ³	625	31-AGM7	31-MHD	31-ECL	31-LHD	31-VHD		
1996-94	T993		31T ⁴	550	31-AGM7	31-MHD	31-ECL	31-LHD	31-VHD		
1996-94	T993		31T ⁴	625	31-AGM7	31-MHD	31-ECL	31-LHD	31-VHD		
1996-94	T993		4 ⁴	940		4-XHD					
Heavy-Duty Truck Camiones Para Servicio Pesado Poids Lourds	Kenworth • Medium/Heavy Truck										
	1989-88	13-210		31T ³	625	31-AGM7	31-MHD	31-ECL	31-LHD	31-VHD	
	1989-88	13-210		31T ²	925	31-AGM7	31-MHD		31-HD	31-XHD	
	1989-88	13-210		31T ³	750	31-AGM7	31-MHD		31-XHD	31-XHD	
	1989-88	13-210		31T ³	900	31-AGM7	31-MHD		31-HD	31-XHD	
	1989-88	13-210		31T ⁴	530	31-AGM7	31-MHD	31-ECL	31-LHD	31-VHD	
	1989-88	13-210		31T ⁴	550	31-AGM7	31-MHD	31-ECL	31-LHD	31-VHD	
	1989-88	13-210		4 ⁴	940		4-XHD				
	1989-88	13-210		5D ⁴	830				4-XHD		
	1989	22-210		31T ³	625	31-AGM7	31-MHD	31-ECL	31-LHD	31-VHD	
1989	22-210		31T ²	925	31-AGM7	31-MHD		31-HD	31-XHD		
1989	22-210		31T ³	750	31-AGM7	31-MHD		31-XHD	31-XHD		
1989	22-210		31T ³	900	31-AGM7	31-MHD		31-HD	31-XHD		
1989	22-210		31T ⁴	530	31-AGM7	31-MHD	31-ECL	31-LHD	31-VHD		
1989	22-210		31T ⁴	550	31-AGM7	31-MHD	31-ECL	31-LHD	31-VHD		
1989	22-210		4 ⁴	940		4-XHD					
1989	22-210		5D ⁴	830				4-XHD			
Agriculture Agrícola Agriculture	2019-18	C500	14.9L	31T ⁴	925	31-AGM7	31-MHD		31-HD	31-XHD	
	2016-01	C500	10.8L	31T ⁴	925	31-AGM7	31-MHD		31-HD	31-XHD	
	2008-05	C500	11.1L	31T ⁴	925	31-AGM7	31-MHD		31-HD	31-XHD	
	1998	C500	12.0L	31T ³	650	31-AGM7	31-MHD	31-ECL	31-LHD	31-VHD	
	1998	C500		31T ²	925	31-AGM7	31-MHD		31-HD	31-XHD	
	1998	C500		31T ³	625	31-AGM7	31-MHD	31-ECL	31-LHD	31-VHD	
	1998	C500		31T ³	750	31-AGM7	31-MHD		31-XHD	31-XHD	
	1998	C500		31T ³	900	31-AGM7	31-MHD		31-HD	31-XHD	
	1998	C500		31T ⁴	550	31-AGM7	31-MHD	31-ECL	31-LHD	31-VHD	
	1996-94	C500		31T ³	700	31-AGM7	31-MHD	31-ECL	31-LHD	31-XHD	
Industrial Industrial Industriel	1996-89	C500		31T ²	925	31-AGM7	31-MHD		31-HD	31-XHD	
	1996-89	C500		31T ³	750	31-AGM7	31-MHD		31-XHD	31-XHD	
	1996-89	C500		31T ³	900	31-AGM7	31-MHD		31-HD	31-XHD	
	1996-89	C500		31T ⁴	550	31-AGM7	31-MHD	31-ECL	31-LHD	31-VHD	
	1996-89	C500		31T ³	700	31-AGM7	31-MHD	31-ECL	31-LHD	31-XHD	
	1996-89	C500		31T ³	900	31-AGM7	31-MHD		31-HD	31-XHD	
	1996-89	C500		31T ³	625	31-AGM7	31-MHD	31-ECL	31-LHD	31-VHD	
	1996-89	C500		31T ⁴	550	31-AGM7	31-MHD	31-ECL	31-LHD	31-VHD	
	1996-89	C500		31T ⁴	625	31-AGM7	31-MHD	31-ECL	31-LHD	31-VHD	
	1996-89	C500		4 ⁴	940		4-XHD				
Lawn & Garden Césped y Jardín Jardin et Pelouse	1996-86	C500		31T ³	625	31-AGM7	31-MHD	31-ECL	31-LHD	31-VHD	
	1996-85	C500		31T ²	925	31-AGM7	31-MHD		31-HD	31-XHD	
	1996-85	C500		31T ³	900	31-AGM7	31-MHD		31-HD	31-XHD	
	1996-84	C500		4 ⁴	940		4-XHD				
	1996-83	C500		31T ⁴	625	31-AGM7	31-MHD	31-ECL	31-LHD	31-VHD	
	1996-81	C500		31T ³	750	31-AGM7	31-MHD		31-XHD	31-XHD	
	1996-81	C500		31T ⁴	550	31-AGM7	31-MHD	31-ECL	31-LHD	31-VHD	
	1996	C500		31T ²	925	31-AGM7	31-MHD		31-HD	31-XHD	
	1996	C500		31T ³	700	31-AGM7	31-MHD	31-ECL	31-LHD	31-XHD	
	1996	C500		31T ³	750	31-AGM7	31-MHD		31-XHD	31-XHD	
Powersports Vehiculos Deportivos Sports Motorisés	1996	C500		31T ³	900	31-AGM7	31-MHD		31-MHD	31-XHD	
	1996	C500		31T ³	625	31-AGM7	31-MHD	31-ECL	31-LHD	31-VHD	
	1996	C500		31T ⁴	550	31-AGM7	31-MHD	31-ECL	31-LHD	31-VHD	
	1996	C500		31T ⁴	625	31-AGM7	31-MHD	31-ECL	31-LHD	31-VHD	
	1996	C500		4 ⁴	940		4-XHD				
	1995-94	C500		31T ²	925	31-AGM7	31-MHD		31-HD	31-XHD	
	1995-94	C500		31T ³	700	31-AGM7	31-MHD	31-ECL	31-LHD	31-XHD	
	1995-94	C500		31T ³	750	31-AGM7	31-MHD		31-XHD	31-XHD	
	1995-94	C500		31T ³	900	31-AGM7	31-MHD		31-HD	31-XHD	
	1995-94	C500		31T ³	625	31-AGM7	31-MHD	31-ECL	31-LHD	31-VHD	
Reference Referencia Référence	1996	C500		31T ⁴	550	31-AGM7	31-MHD	31-ECL	31-LHD	31-VHD	
	1996	C500		31T ⁴	625	31-AGM7	31-MHD	31-ECL	31-LHD	31-VHD	
	1996	C500		4 ⁴	940		4-XHD				
	1995-94	C500		31T ²	925	31-AGM7	31-MHD		31-HD	31-XHD	
	1995-94	C500		31T ³	700	31-AGM7	31-MHD	31-ECL	31-LHD	31-XHD	
	1995-94	C500		31T ³	750	31-AGM7	31-MHD		31-XHD	31-XHD	
	1995-94	C500		31T ³	900	31-AGM7	31-MHD		31-HD	31-XHD	
	1995-94	C500		31T ³	625	31-AGM7	31-MHD	31-ECL	31-LHD	31-VHD	
	1995-94	C500		31T ³	925	31-AGM7	31-MHD		31-HD	31-XHD	
	1995-94	C500		31T ³	700	31-AGM7	31-MHD	31-ECL	31-LHD	31-XHD	

Year	Model	Options	Group Size	Rating (CCA)	AGM	XHD/MHD	ECL	Alternate 1	Alternate 2
Kenworth • Medium/Heavy Truck (continued)									
1995-94	C500		31T ⁴	550	31-AGM7	31-MHD	31-ECL	31-LHD	31-VHD
1995-94	C500		31T ⁴	625	31-AGM7	31-MHD	31-ECL	31-LHD	31-VHD
1995-94	C500		4 ⁴	940		4-XHD			
1995-93	C500		31T ²	925	31-AGM7	31-MHD		31-HD	31-XHD
1995-93	C500		31T ³	750	31-AGM7	31-MHD		31-XHD	31-XHD
1995-93	C500		31T ³	900	31-AGM7	31-MHD		31-HD	31-XHD
1995-93	C500		31T ³	625	31-AGM7	31-MHD	31-ECL	31-LHD	31-VHD
1995-93	C500		31T ⁴	550	31-AGM7	31-MHD	31-ECL	31-LHD	31-VHD
1995-93	C500		31T ⁴	625	31-AGM7	31-MHD	31-ECL	31-LHD	31-VHD
1995-93	C500		4 ⁴	940		4-XHD			
1994-93	C500		31T ²	925	31-AGM7	31-MHD		31-HD	31-XHD
1994-93	C500		31T ³	750	31-AGM7	31-MHD		31-XHD	31-XHD
1994-93	C500		31T ³	900	31-AGM7	31-MHD		31-HD	31-XHD
1994-93	C500		31T ³	625	31-AGM7	31-MHD	31-ECL	31-LHD	31-VHD
1994-93	C500		31T ⁴	550	31-AGM7	31-MHD	31-ECL	31-LHD	31-VHD
1994-93	C500		31T ⁴	625	31-AGM7	31-MHD	31-ECL	31-LHD	31-VHD
1994-93	C500		4 ⁴	940		4-XHD			
1994-90	C500		31T ²	925	31-AGM7	31-MHD		31-HD	31-XHD
1994-90	C500		31T ³	750	31-AGM7	31-MHD		31-XHD	31-XHD
1994-90	C500		31T ³	900	31-AGM7	31-MHD		31-HD	31-XHD
1994-90	C500		31T ³	625	31-AGM7	31-MHD	31-ECL	31-LHD	31-VHD
1994-90	C500		31T ⁴	550	31-AGM7	31-MHD	31-ECL	31-LHD	31-VHD
1994-90	C500		31T ⁴	625	31-AGM7	31-MHD	31-ECL	31-LHD	31-VHD
1994-90	C500		4 ⁴	940		4-XHD			
1994	C500		31T ³	700	31-AGM7	31-MHD	31-ECL	31-LHD	31-XHD
1993-90	C500		31T ⁴	530	31-AGM7	31-MHD	31-ECL	31-LHD	31-VHD
1993-89	C500		31T ⁴	530	31-AGM7	31-MHD	31-ECL	31-LHD	31-VHD
1993-83	C500		31T ⁴	530	31-AGM7	31-MHD	31-ECL	31-LHD	31-VHD
1991-86	C500		31T ³	625	31-AGM7	31-MHD	31-ECL	31-LHD	31-VHD
1991-85	C500		31T ²	925	31-AGM7	31-MHD		31-HD	31-XHD
1991-85	C500		31T ³	900	31-AGM7	31-MHD		31-HD	31-XHD
1991-84	C500		31T ³	750	31-AGM7	31-MHD		31-XHD	31-XHD
1991-84	C500		31T ⁴	530	31-AGM7	31-MHD	31-ECL	31-LHD	31-VHD
1991-84	C500		31T ⁴	550	31-AGM7	31-MHD	31-ECL	31-LHD	31-VHD
1991-84	C500		31T ⁴	625	31-AGM7	31-MHD	31-ECL	31-LHD	31-VHD
1991-84	C500		4 ⁴	940		4-XHD			
1990-89	C500		5D ⁴	830				4-XHD	
1990-88	C500		31T ²	925	31-AGM7	31-MHD		31-HD	31-XHD
1990-88	C500		31T ³	750	31-AGM7	31-MHD		31-XHD	31-XHD
1990-88	C500		31T ³	900	31-AGM7	31-MHD		31-HD	31-XHD
1990-88	C500		31T ³	625	31-AGM7	31-MHD	31-ECL	31-LHD	31-VHD
1990-88	C500		31T ⁴	530	31-AGM7	31-MHD	31-ECL	31-LHD	31-VHD
1990-88	C500		31T ⁴	550	31-AGM7	31-MHD	31-ECL	31-LHD	31-VHD
1990-88	C500		31T ⁴	625	31-AGM7	31-MHD	31-ECL	31-LHD	31-VHD
1990-88	C500		4 ⁴	940		4-XHD			
1990-88	C500		5D ⁴	830				4-XHD	
1990-86	C500		31T ³	625	31-AGM7	31-MHD	31-ECL	31-LHD	31-VHD
1990-85	C500		31T ²	925	31-AGM7	31-MHD		31-HD	31-XHD
1990-85	C500		31T ³	900	31-AGM7	31-MHD		31-HD	31-XHD
1990-84	C500		4 ⁴	940		4-XHD			
1990-84	C500		5D ⁴	830				4-XHD	
1990-83	C500		31T ⁴	530	31-AGM7	31-MHD	31-ECL	31-LHD	31-VHD
1990-83	C500		31T ⁴	625	31-AGM7	31-MHD	31-ECL	31-LHD	31-VHD
1990-81	C500		31T ³	750	31-AGM7	31-MHD		31-XHD	31-XHD
1990-81	C500		31T ⁴	550	31-AGM7	31-MHD	31-ECL	31-LHD	31-VHD
1990-81	C500		5D ⁴	830				4-XHD	
1990	C500		5D ⁴	830				4-XHD	
1988-87	C500		31T ²	925	31-AGM7	31-MHD		31-HD	31-XHD
1988-87	C500		31T ³	750	31-AGM7	31-MHD		31-XHD	31-XHD
1988-87	C500		31T ³	900	31-AGM7	31-MHD		31-HD	31-XHD
1988-87	C500		31T ³	625	31-AGM7	31-MHD	31-ECL	31-LHD	31-VHD
1988-87	C500		31T ⁴	530	31-AGM7	31-MHD	31-ECL	31-LHD	31-VHD
1988-87	C500		31T ⁴	550	31-AGM7	31-MHD	31-ECL	31-LHD	31-VHD
1988-87	C500		31T ⁴	625	31-AGM7	31-MHD	31-ECL	31-LHD	31-VHD
1988-87	C500		4 ⁴	940		4-XHD			
1988-87	C500		5D ⁴	830				4-XHD	
1985-84	C500		31T ²	625	31-AGM7	31-MHD	31-ECL	31-LHD	31-VHD
1985	C500		31T ²	925	31-AGM7	31-MHD		31-HD	31-XHD
1985	C500		31T ²	625	31-AGM7	31-MHD	31-ECL	31-LHD	31-VHD
1985	C500		31T ³	750	31-AGM7	31-MHD		31-XHD	31-XHD
1985	C500		31T ³	900	31-AGM7	31-MHD		31-HD	31-XHD
1985	C500		31T ⁴	530	31-AGM7	31-MHD	31-ECL	31-LHD	31-VHD

Automotive & Light Truck
Automotrices y Camiones
Livianos
Automobile et Camionnette

Heavy-Duty Truck
Camiones Para Servicio Pesado
Poids Lourds

Agriculture
Agricultura
Agriculture

Industrial
Industrial
Industrial

Lawn & Garden
Césped y Jardín
Jardin et Pelouse

Powersports
Vehículos Deportivos
Sports Motorisés

Reference
Referencia
Référence

	Year	Model	Options	Group Size	Rating (CCA)	AGM	XHD/MHD	ECL	Alternate 1	Alternate 2	
Automotive & Light Truck Automotrices y Camiones Livianos Automobile et Camionnette	Kenworth • Medium/Heavy Truck (continued)										
	1985	C500		31T ⁴	550	31-AGM7	31-MHD	31-ECL	31-LHD	31-VHD	
	1985	C500		31T ⁴	625	31-AGM7	31-MHD	31-ECL	31-LHD	31-VHD	
	1985	C500		4 ⁴	940		4-XHD				
	1985	C500		5D ⁴	830				4-XHD		
	1983-81	C500		4 ⁴	800		4-XHD				
	1982-81	C500		31T ³	625	31-AGM7	31-MHD	31-ECL	31-LHD	31-VHD	
	1999-98	C500, K100E	10.8L	31T ³	650	31-AGM7	31-MHD	31-ECL	31-LHD	31-VHD	
	1999-98	C500, K100E		31T ³	625	31-AGM7	31-MHD	31-ECL	31-LHD	31-VHD	
	1999-98	C500, K100E		31T ³	750	31-AGM7	31-MHD		31-XHD	31-XHD	
Heavy-Duty Truck Camiones Para Servicio Pesado Poids Lourd	1999-98	C500, K100E		31T ³	900	31-AGM7	31-MHD		31-HD	31-XHD	
	1999-98	C500, K100E		31T ⁴	550	31-AGM7	31-MHD	31-ECL	31-LHD	31-VHD	
	1999-96	C500, K100E		31T ²	925	31-AGM7	31-MHD		31-HD	31-XHD	
	2002-01	C500, K100E, T2000, T300, T600A, T800, W900	14.0L	31T ⁴	925	31-AGM7	31-MHD		31-HD	31-XHD	
	1999-98	C500, K100E, T2000, T600A	14.6L	31T ³	650	31-AGM7	31-MHD	31-ECL	31-LHD	31-VHD	
	1999-98	C500, K100E, T2000, T600A		31T ²	925	31-AGM7	31-MHD		31-HD	31-XHD	
	1999-98	C500, K100E, T2000, T600A		31T ³	625	31-AGM7	31-MHD	31-ECL	31-LHD	31-VHD	
	1999-98	C500, K100E, T2000, T600A		31T ³	750	31-AGM7	31-MHD		31-XHD	31-XHD	
	1999-98	C500, K100E, T2000, T600A		31T ³	900	31-AGM7	31-MHD		31-HD	31-XHD	
	1999-98	C500, K100E, T2000, T600A		31T ⁴	550	31-AGM7	31-MHD	31-ECL	31-LHD	31-VHD	
Agriculture Agrícola Agriculture	2003-01	C500, K100E, T2000, T600A, T800, W900	12.7L	31T ⁴	925	31-AGM7	31-MHD		31-HD	31-XHD	
	2000-98	C500, K100E, T2000, T600A, T800, W900	12.7L	31T ³	650	31-AGM7	31-MHD	31-ECL	31-LHD	31-VHD	
	2000-98	C500, K100E, T2000, T600A, T800, W900	14.0L	31T ³	650	31-AGM7	31-MHD	31-ECL	31-LHD	31-VHD	
	2000-98	C500, K100E, T2000, T600A, T800, W900		31T ²	925	31-AGM7	31-MHD		31-HD	31-XHD	
	2000-98	C500, K100E, T2000, T600A, T800, W900		31T ³	625	31-AGM7	31-MHD	31-ECL	31-LHD	31-VHD	
	2000-98	C500, K100E, T2000, T600A, T800, W900		31T ³	750	31-AGM7	31-MHD		31-XHD	31-XHD	
	2000-98	C500, K100E, T2000, T600A, T800, W900		31T ³	900	31-AGM7	31-MHD		31-HD	31-XHD	
	2000-98	C500, K100E, T2000, T600A, T800, W900		31T ⁴	550	31-AGM7	31-MHD	31-ECL	31-LHD	31-VHD	
	2000-99	C500, T2000, T600A, T800, W900	14.9L	31T ³	650	31-AGM7	31-MHD	31-ECL	31-LHD	31-VHD	
	2000-99	C500, T2000, T600A, T800, W900		31T ²	925	31-AGM7	31-MHD		31-HD	31-XHD	
Industrial Industrial Industriel	2000-99	C500, T2000, T600A, T800, W900		31T ³	625	31-AGM7	31-MHD	31-ECL	31-LHD	31-VHD	
	2000-99	C500, T2000, T600A, T800, W900		31T ³	750	31-AGM7	31-MHD		31-XHD	31-XHD	
	2000-99	C500, T2000, T600A, T800, W900		31T ³	900	31-AGM7	31-MHD		31-HD	31-XHD	
	2000-99	C500, T2000, T600A, T800, W900		31T ⁴	550	31-AGM7	31-MHD	31-ECL	31-LHD	31-VHD	
	1998	C500, T400, T600A	10.0L	31T ³	650	31-AGM7	31-MHD	31-ECL	31-LHD	31-VHD	
	1998	C500, T400, T600A		31T ²	925	31-AGM7	31-MHD		31-HD	31-XHD	
	1998	C500, T400, T600A		31T ³	625	31-AGM7	31-MHD	31-ECL	31-LHD	31-VHD	
	1998	C500, T400, T600A		31T ³	750	31-AGM7	31-MHD		31-XHD	31-XHD	
	1998	C500, T400, T600A		31T ³	900	31-AGM7	31-MHD		31-HD	31-XHD	
	1998	C500, T400, T600A		31T ⁴	550	31-AGM7	31-MHD	31-ECL	31-LHD	31-VHD	
Lawn & Garden Césped y Jardín Jardin et Pelouse	2011-05	C500, W900	12.5L	31T ⁴	925	31-AGM7	31-MHD		31-HD	31-XHD	
	2006-05	K100E	11.1L	31T ⁴	925	31-AGM7	31-MHD		31-HD	31-XHD	
	2001	K100E	10.8L	31T ⁴	925	31-AGM7	31-MHD		31-HD	31-XHD	
	1997	K100E, T2000, T600A, T800		4 ⁴	940		4-XHD				
	1997	K100E, T2000, T600A, T800, W900		31T ²	925	31-AGM7	31-MHD		31-HD	31-XHD	
	1997	K100E, T2000, T600A, T800, W900		31T ³	700	31-AGM7	31-MHD	31-ECL	31-LHD	31-XHD	
	1997	K100E, T2000, T600A, T800, W900		31T ³	750	31-AGM7	31-MHD		31-XHD	31-XHD	
	1997	K100E, T2000, T600A, T800, W900		31T ³	900	31-AGM7	31-MHD		31-HD	31-XHD	
	1997	K100E, T2000, T600A, T800, W900		31T ³	625	31-AGM7	31-MHD	31-ECL	31-LHD	31-VHD	
	1997	K100E, T2000, T600A, T800, W900		31T ⁴	550	31-AGM7	31-MHD	31-ECL	31-LHD	31-VHD	
Powersports Vehiculos Deportivos Sports Motorisés	1997	K100E, T2000, T600A, T800, W900		31T ⁴	625	31-AGM7	31-MHD	31-ECL	31-LHD	31-VHD	
	1993-87	K130		31T ²	925	31-AGM7	31-MHD		31-HD	31-XHD	
	1993-87	K130		31T ³	750	31-AGM7	31-MHD		31-XHD	31-XHD	
	1993-87	K130		31T ³	900	31-AGM7	31-MHD		31-HD	31-XHD	
	1993-87	K130		31T ³	625	31-AGM7	31-MHD	31-ECL	31-LHD	31-VHD	
	1993-87	K130		31T ⁴	530	31-AGM7	31-MHD	31-ECL	31-LHD	31-VHD	
	1993-87	K130		31T ⁴	550	31-AGM7	31-MHD	31-ECL	31-LHD	31-VHD	
	1993-87	K130		31T ⁴	625	31-AGM7	31-MHD	31-ECL	31-LHD	31-VHD	
	1993-87	K130		4 ⁴	940		4-XHD				
	1990-87	K130		5D ⁴	830				4-XHD		
Reference Referencia Référence	1994-90	K150		31T ²	925	31-AGM7	31-MHD		31-HD	31-XHD	
	1994-90	K150		31T ³	750	31-AGM7	31-MHD		31-XHD	31-XHD	
	1994-90	K150		31T ³	900	31-AGM7	31-MHD		31-HD	31-XHD	
	1994-90	K150		31T ³	625	31-AGM7	31-MHD	31-ECL	31-LHD	31-VHD	
	1994-90	K150		31T ⁴	550	31-AGM7	31-MHD	31-ECL	31-LHD	31-VHD	
	1994-90	K150		31T ⁴	625	31-AGM7	31-MHD	31-ECL	31-LHD	31-VHD	
	1994-90	K150		4 ⁴	940		4-XHD				
	1993-90	K150		31T ⁴	530	31-AGM7	31-MHD	31-ECL	31-LHD	31-VHD	
	1990	K150		5D ⁴	830				4-XHD		
	1994	K150, K220		31T ³	700	31-AGM7	31-MHD	31-ECL	31-LHD	31-XHD	
1993	K200		31T ²	925	31-AGM7	31-MHD		31-HD	31-XHD		
1993	K200		31T ³	750	31-AGM7	31-MHD		31-XHD	31-XHD		
1993	K200		31T ³	900	31-AGM7	31-MHD		31-HD	31-XHD		

Year	Model	Options	Group Size	Rating (CCA)	AGM	XHD/MHD	ECL	Alternate 1	Alternate 2
Kenworth • Medium/Heavy Truck (continued)									
1993	K200		31T ³	625	31-AGM7	31-MHD	31-ECL	31-LHD	31-VHD
1993	K200		31T ⁴	550	31-AGM7	31-MHD	31-ECL	31-LHD	31-VHD
1993	K200		31T ⁴	625	31-AGM7	31-MHD	31-ECL	31-LHD	31-VHD
1993	K200		4 ⁴	940		4-XHD			
1993	K200, K300		31T ⁴	530	31-AGM7	31-MHD	31-ECL	31-LHD	31-VHD
1994	K220		31T ²	925	31-AGM7	31-MHD		31-HD	31-XHD
1994	K220		31T ³	750	31-AGM7	31-MHD		31-XHD	31-XHD
1994	K220		31T ³	900	31-AGM7	31-MHD		31-HD	31-XHD
1994	K220		31T ³	625	31-AGM7	31-MHD	31-ECL	31-LHD	31-VHD
1994	K220		31T ⁴	550	31-AGM7	31-MHD	31-ECL	31-LHD	31-VHD
1994	K220		31T ⁴	625	31-AGM7	31-MHD	31-ECL	31-LHD	31-VHD
1994	K220		4 ⁴	940		4-XHD			
1992-88	K220		31T ²	925	31-AGM7	31-MHD		31-HD	31-XHD
1992-88	K220		31T ³	750	31-AGM7	31-MHD		31-XHD	31-XHD
1992-88	K220		31T ³	900	31-AGM7	31-MHD		31-HD	31-XHD
1992-88	K220		31T ³	625	31-AGM7	31-MHD	31-ECL	31-LHD	31-VHD
1992-88	K220		31T ⁴	530	31-AGM7	31-MHD	31-ECL	31-LHD	31-VHD
1992-88	K220		31T ⁴	550	31-AGM7	31-MHD	31-ECL	31-LHD	31-VHD
1992-88	K220		31T ⁴	625	31-AGM7	31-MHD	31-ECL	31-LHD	31-VHD
1992-88	K220		4 ⁴	940		4-XHD			
1990-88	K220		5D ⁴	830				4-XHD	
2023-20	K270	6.7L	31T ²	700	31-AGM7	31-MHD	31-ECL	31-LHD	31-XHD
2023-20	K270		31T ²	1000	31-AGMX	31-XHD			
2005-01	K300	5.9L	31T ⁴	925	31-AGM7	31-MHD		31-HD	31-XHD
1999-98	K300	8.3L	31T ³	650	31-AGM7	31-MHD	31-ECL	31-LHD	31-VHD
1999-98	K300		31T ²	925	31-AGM7	31-MHD		31-HD	31-XHD
1999-98	K300		31T ³	625	31-AGM7	31-MHD	31-ECL	31-LHD	31-VHD
1999-98	K300		31T ³	750	31-AGM7	31-MHD		31-XHD	31-XHD
1999-98	K300		31T ³	900	31-AGM7	31-MHD		31-HD	31-XHD
1999-98	K300		31T ⁴	550	31-AGM7	31-MHD	31-ECL	31-LHD	31-VHD
1997-94	K300		31T ³	700	31-AGM7	31-MHD	31-ECL	31-LHD	31-XHD
1997-93	K300		31T ²	925	31-AGM7	31-MHD		31-HD	31-XHD
1997-93	K300		31T ³	750	31-AGM7	31-MHD		31-XHD	31-XHD
1997-93	K300		31T ³	900	31-AGM7	31-MHD		31-HD	31-XHD
1997-93	K300		31T ³	625	31-AGM7	31-MHD	31-ECL	31-LHD	31-VHD
1997-93	K300		31T ⁴	550	31-AGM7	31-MHD	31-ECL	31-LHD	31-VHD
1997-93	K300		31T ⁴	625	31-AGM7	31-MHD	31-ECL	31-LHD	31-VHD
1997-93	K300		4 ⁴	940		4-XHD			
1996-94	K300		31T ²	925	31-AGM7	31-MHD		31-HD	31-XHD
1996-94	K300		31T ³	700	31-AGM7	31-MHD	31-ECL	31-LHD	31-XHD
1996-94	K300		31T ³	750	31-AGM7	31-MHD		31-XHD	31-XHD
1996-94	K300		31T ³	900	31-AGM7	31-MHD		31-HD	31-XHD
1996-94	K300		31T ³	625	31-AGM7	31-MHD	31-ECL	31-LHD	31-VHD
1996-94	K300		31T ⁴	550	31-AGM7	31-MHD	31-ECL	31-LHD	31-VHD
1996-94	K300		31T ⁴	625	31-AGM7	31-MHD	31-ECL	31-LHD	31-VHD
1996-94	K300		4 ⁴	940		4-XHD			
2000	K300, T600A, W900	5.9L	31T ³	650	31-AGM7	31-MHD	31-ECL	31-LHD	31-VHD
2000	K300, T600A, W900		31T ²	925	31-AGM7	31-MHD		31-HD	31-XHD
2000	K300, T600A, W900		31T ³	625	31-AGM7	31-MHD	31-ECL	31-LHD	31-VHD
2000	K300, T600A, W900		31T ³	750	31-AGM7	31-MHD		31-XHD	31-XHD
2000	K300, T600A, W900		31T ³	900	31-AGM7	31-MHD		31-HD	31-XHD
2000	K300, T600A, W900		31T ⁴	550	31-AGM7	31-MHD	31-ECL	31-LHD	31-VHD
2023-13	K370	6.7L	31T	700	31-AGM7	31-MHD	31-ECL		
2023-13	K370		31T	1000	31-AGMX	31-XHD			
2022-08	T170	6.7L	31T ⁴	925	31-AGM7	31-MHD		31-HD	31-XHD
2011-02	T2000	15.0L	31T ⁴	925	31-AGM7	31-MHD		31-HD	31-XHD
2011	T2000	12.5L	31T ⁴	925	31-AGM7	31-MHD		31-HD	31-XHD
2009-05	T2000	12.5L	31T ⁴	925	31-AGM7	31-MHD		31-HD	31-XHD
2005	T2000	11.1L	31T ⁴	925	31-AGM7	31-MHD		31-HD	31-XHD
2003-01	T2000	10.8L	31T ⁴	925	31-AGM7	31-MHD		31-HD	31-XHD
2002	T2000	18.8L	31T ⁴	925	31-AGM7	31-MHD		31-HD	31-XHD
2002	T2000	7.2L	31T ⁴	925	31-AGM7	31-MHD		31-HD	31-XHD
1999	T2000	3.5L	31T ³	650	31-AGM7	31-MHD	31-ECL	31-LHD	31-VHD
1999	T2000		31T ²	925	31-AGM7	31-MHD		31-HD	31-XHD
1999	T2000		31T ³	625	31-AGM7	31-MHD	31-ECL	31-LHD	31-VHD
1999	T2000		31T ³	750	31-AGM7	31-MHD		31-XHD	31-XHD
1999	T2000		31T ³	900	31-AGM7	31-MHD		31-HD	31-XHD
1999	T2000		31T ⁴	550	31-AGM7	31-MHD	31-ECL	31-LHD	31-VHD
2000-98	T2000, T300, T800	5.9L	31T ³	650	31-AGM7	31-MHD	31-ECL	31-LHD	31-VHD
2000-98	T2000, T300, T800		31T ²	925	31-AGM7	31-MHD		31-HD	31-XHD
2000-98	T2000, T300, T800		31T ³	625	31-AGM7	31-MHD	31-ECL	31-LHD	31-VHD
2000-98	T2000, T300, T800		31T ³	750	31-AGM7	31-MHD		31-XHD	31-XHD

Automotive & Light Truck
Automotrices y Camiones
Livianos
Automobile et Camionnette

Heavy-Duty Truck
Camiones Para Servicio Pesado
Poids Lourds

Agriculture
Agrícola
Agriculture

Industrial
Industrial
Industrial

Lawn & Garden
Césped y Jardín
Jardin et Pelouse

Powersports
Vehículos Deportivos
Sports Motorises

Reference
Referencia
Référence

Automotive & Light Truck
Automotrices y Camiones
Livianos
Automobile et Camionnette

Heavy-Duty Truck
Camiones Para Servicio Pesado
Poids Lourds

Agriculture
Agrícola
Agricuture

Industrial
Industriel
Industriel

Lawn & Garden
Césped y Jardín
Jardin et Pelouse

Powersports
Vehículos Deportivos
Sports Motorisés

Reference
Referencia
Référence

Year	Model	Options	Group Size	Rating (CCA)	AGM	XHD/MHD	ECL	Alternate 1	Alternate 2
Kenworth • Medium/Heavy Truck (continued)									
2000-98	T2000, T300, T800		31T ³	900	31-AGM7	31-MHD		31-HD	31-XHD
2000-98	T2000, T300, T800		31T ⁴	550	31-AGM7	31-MHD	31-ECL	31-LHD	31-VHD
1997	T2000, T400, T600A, T800		4 ⁴	940		4-XHD			
1997	T2000, T400, T600A, T800, W900		31T ²	925	31-AGM7	31-MHD		31-HD	31-XHD
1997	T2000, T400, T600A, T800, W900		31T ³	700	31-AGM7	31-MHD	31-ECL	31-LHD	31-XHD
1997	T2000, T400, T600A, T800, W900		31T ³	750	31-AGM7	31-MHD		31-XHD	31-XHD
1997	T2000, T400, T600A, T800, W900		31T ³	900	31-AGM7	31-MHD		31-HD	31-XHD
1997	T2000, T400, T600A, T800, W900		31T ³	625	31-AGM7	31-MHD	31-ECL	31-LHD	31-VHD
1997	T2000, T400, T600A, T800, W900		31T ⁴	625	31-AGM7	31-MHD	31-ECL	31-LHD	31-VHD
1997	T2000, T400, T600A, T800, W900		31T ⁴	550	31-AGM7	31-MHD	31-ECL	31-LHD	31-VHD
1997	T2000, T450, T600A, T800		4 ⁴	940		4-XHD			
1997	T2000, T450, T600A, T800, W900		31T ²	925	31-AGM7	31-MHD		31-HD	31-XHD
1997	T2000, T450, T600A, T800, W900		31T ³	700	31-AGM7	31-MHD	31-ECL	31-LHD	31-XHD
1997	T2000, T450, T600A, T800, W900		31T ³	750	31-AGM7	31-MHD		31-XHD	31-XHD
1997	T2000, T450, T600A, T800, W900		31T ³	900	31-AGM7	31-MHD		31-HD	31-XHD
1997	T2000, T450, T600A, T800, W900		31T ³	625	31-AGM7	31-MHD	31-ECL	31-LHD	31-VHD
1997	T2000, T450, T600A, T800, W900		31T ⁴	550	31-AGM7	31-MHD	31-ECL	31-LHD	31-VHD
1997	T2000, T450, T600A, T800, W900		31T ⁴	625	31-AGM7	31-MHD	31-ECL	31-LHD	31-VHD
1999-98	T2000, T600A	10.3L	31T ³	650	31-AGM7	31-MHD	31-ECL	31-LHD	31-VHD
1999-98	T2000, T600A		31T ²	925	31-AGM7	31-MHD		31-HD	31-XHD
1999-98	T2000, T600A		31T ³	625	31-AGM7	31-MHD	31-ECL	31-LHD	31-VHD
1999-98	T2000, T600A		31T ³	750	31-AGM7	31-MHD		31-XHD	31-XHD
1999-98	T2000, T600A		31T ³	900	31-AGM7	31-MHD		31-HD	31-XHD
1999-98	T2000, T600A		31T ⁴	550	31-AGM7	31-MHD	31-ECL	31-LHD	31-VHD
1997	T2000, T600A, T800		4 ⁴	940		4-XHD			
2002-01	T2000, T600A, T800, W900	5.9L	31T ⁴	925	31-AGM7	31-MHD		31-HD	31-XHD
2000-98	T2000, T600A, T800, W900	10.8L	31T ³	650	31-AGM7	31-MHD	31-ECL	31-LHD	31-VHD
2000-98	T2000, T600A, T800, W900		31T ²	925	31-AGM7	31-MHD		31-HD	31-XHD
2000-98	T2000, T600A, T800, W900		31T ³	625	31-AGM7	31-MHD	31-ECL	31-LHD	31-VHD
2000-98	T2000, T600A, T800, W900		31T ³	750	31-AGM7	31-MHD		31-XHD	31-XHD
2000-98	T2000, T600A, T800, W900		31T ³	900	31-AGM7	31-MHD		31-HD	31-XHD
2000-98	T2000, T600A, T800, W900		31T ⁴	550	31-AGM7	31-MHD	31-ECL	31-LHD	31-VHD
1999-98	T2000, T600A, T800, W900	12.0L	31T ³	650	31-AGM7	31-MHD	31-ECL	31-LHD	31-VHD
1999-98	T2000, T600A, T800, W900		31T ²	925	31-AGM7	31-MHD		31-HD	31-XHD
1999-98	T2000, T600A, T800, W900		31T ³	625	31-AGM7	31-MHD	31-ECL	31-LHD	31-VHD
1999-98	T2000, T600A, T800, W900		31T ³	750	31-AGM7	31-MHD		31-XHD	31-XHD
1999-98	T2000, T600A, T800, W900		31T ³	900	31-AGM7	31-MHD		31-HD	31-XHD
1999-98	T2000, T600A, T800, W900		31T ⁴	550	31-AGM7	31-MHD	31-ECL	31-LHD	31-VHD
1997	T2000, T600A, T800, W900		31T ²	925	31-AGM7	31-MHD		31-HD	31-XHD
1997	T2000, T600A, T800, W900		31T ³	700	31-AGM7	31-MHD	31-ECL	31-LHD	31-XHD
1997	T2000, T600A, T800, W900		31T ³	750	31-AGM7	31-MHD		31-XHD	31-XHD
1997	T2000, T600A, T800, W900		31T ³	900	31-AGM7	31-MHD		31-HD	31-XHD
1997	T2000, T600A, T800, W900		31T ³	625	31-AGM7	31-MHD	31-ECL	31-LHD	31-VHD
1997	T2000, T600A, T800, W900		31T ⁴	550	31-AGM7	31-MHD	31-ECL	31-LHD	31-VHD
1999	T2000, T800	7.2L	31T ³	650	31-AGM7	31-MHD	31-ECL	31-LHD	31-VHD
1999	T2000, T800		31T ²	925	31-AGM7	31-MHD		31-HD	31-XHD
1999	T2000, T800		31T ³	625	31-AGM7	31-MHD	31-ECL	31-LHD	31-VHD
1999	T2000, T800		31T ³	750	31-AGM7	31-MHD		31-XHD	31-XHD
1999	T2000, T800		31T ³	900	31-AGM7	31-MHD		31-HD	31-XHD
1999	T2000, T800		31T ⁴	550	31-AGM7	31-MHD	31-ECL	31-LHD	31-VHD
2023-08	T270	6.7L	31T ⁴	925	31-AGM7	31-MHD		31-HD	31-XHD
2022-14	T270	8.9L	31T ⁴	925	31-AGM7	31-MHD		31-HD	31-XHD
2014-08	T270	8.3L	31T ⁴	925	31-AGM7	31-MHD		31-HD	31-XHD
2023-21	T280	6.7L	31T ^{2,3}	730	31-AGM7	31-MHD	31-ECL ⁴⁸	31-LHD	31-HD
2023-21	T280	6.7L	31T ^{2,3,33}	900	31-AGM7			31-AGMX	31-AGM5
2008-01	T300	5.9L	31T ⁴	925	31-AGM7	31-MHD		31-HD	31-XHD
2008-01	T300	8.3L	31T ⁴	925	31-AGM7	31-MHD		31-HD	31-XHD
2008	T300	6.7L	31T ⁴	925	31-AGM7	31-MHD		31-HD	31-XHD
2007-01	T300	7.2L	31T ⁴	925	31-AGM7	31-MHD		31-HD	31-XHD
2000-99	T300	14.0L	31T ³	650	31-AGM7	31-MHD	31-ECL	31-LHD	31-VHD
2000-99	T300		31T ²	925	31-AGM7	31-MHD		31-HD	31-XHD
2000-99	T300		31T ³	625	31-AGM7	31-MHD	31-ECL	31-LHD	31-VHD
2000-99	T300		31T ³	750	31-AGM7	31-MHD		31-XHD	31-XHD
2000-99	T300		31T ³	900	31-AGM7	31-MHD		31-HD	31-XHD
2000-99	T300		31T ⁴	550	31-AGM7	31-MHD	31-ECL	31-LHD	31-VHD
2000-98	T300	7.2L	31T ³	650	31-AGM7	31-MHD	31-ECL	31-LHD	31-VHD
2000-98	T300		31T ²	925	31-AGM7	31-MHD		31-HD	31-XHD
2000-98	T300		31T ³	625	31-AGM7	31-MHD	31-ECL	31-LHD	31-VHD
2000-98	T300		31T ³	750	31-AGM7	31-MHD		31-XHD	31-XHD
2000-98	T300		31T ³	900	31-AGM7	31-MHD		31-HD	31-XHD
2000-98	T300		31T ⁴	550	31-AGM7	31-MHD	31-ECL	31-LHD	31-VHD

Year	Model	Options	Group Size	Rating (CCA)	AGM	XHD/MHD	ECL	Alternate 1	Alternate 2
Kenworth • Medium/Heavy Truck (continued)									
2000	T300	10.8L	31T ³	650	31-AGM7	31-MHD	31-ECL	31-LHD	31-VHD
2000	T300		31T ²	925	31-AGM7	31-MHD		31-HD	31-XHD
2000	T300		31T ³	625	31-AGM7	31-MHD	31-ECL	31-LHD	31-VHD
2000	T300		31T ³	750	31-AGM7	31-MHD		31-XHD	31-XHD
2000	T300		31T ³	900	31-AGM7	31-MHD		31-HD	31-XHD
2000	T300		31T ⁴	550	31-AGM7	31-MHD	31-ECL	31-LHD	31-VHD
1997-96	T300		31T ²	925	31-AGM7	31-MHD		31-HD	31-XHD
1997-96	T300		31T ³	700	31-AGM7	31-MHD	31-ECL	31-LHD	31-XHD
1997-96	T300		31T ³	750	31-AGM7	31-MHD		31-XHD	31-XHD
1997-96	T300		31T ³	900	31-AGM7	31-MHD		31-HD	31-XHD
1997-96	T300		31T ³	625	31-AGM7	31-MHD	31-ECL	31-LHD	31-VHD
1997-96	T300		31T ⁴	550	31-AGM7	31-MHD	31-ECL	31-LHD	31-VHD
1997-96	T300		31T ⁴	625	31-AGM7	31-MHD	31-ECL	31-LHD	31-VHD
1997-96	T300		4 ⁴	940		4-XHD			
1997-95	T300		31T ²	925	31-AGM7	31-MHD		31-HD	31-XHD
1997-95	T300		31T ³	700	31-AGM7	31-MHD	31-ECL	31-LHD	31-XHD
1997-95	T300		31T ³	750	31-AGM7	31-MHD		31-XHD	31-XHD
1997-95	T300		31T ³	900	31-AGM7	31-MHD		31-HD	31-XHD
1997-95	T300		31T ³	625	31-AGM7	31-MHD	31-ECL	31-LHD	31-VHD
1997-95	T300		31T ⁴	550	31-AGM7	31-MHD	31-ECL	31-LHD	31-VHD
1997-95	T300		31T ⁴	625	31-AGM7	31-MHD	31-ECL	31-LHD	31-VHD
1997-95	T300		4 ⁴	940		4-XHD			
2000-98	T300, T800	8.3L	31T ³	650	31-AGM7	31-MHD	31-ECL	31-LHD	31-VHD
2000-98	T300, T800		31T ²	925	31-AGM7	31-MHD		31-HD	31-XHD
2000-98	T300, T800		31T ³	625	31-AGM7	31-MHD	31-ECL	31-LHD	31-VHD
2000-98	T300, T800		31T ³	750	31-AGM7	31-MHD		31-XHD	31-XHD
2000-98	T300, T800		31T ³	900	31-AGM7	31-MHD		31-HD	31-XHD
2000-98	T300, T800		31T ⁴	550	31-AGM7	31-MHD	31-ECL	31-LHD	31-VHD
2023-08	T370	8.9L	31T ⁴	925	31-AGM7	31-MHD		31-HD	31-XHD
2022-08	T370	6.7L	31T ⁴	925	31-AGM7	31-MHD		31-HD	31-XHD
2017-08	T370	8.3L	31T ⁴	925	31-AGM7	31-MHD		31-HD	31-XHD
2015-08	T370	8.3L	31T ⁴	925	31-AGM7	31-MHD		31-HD	31-XHD
2023-22	T380	8.9L	31T ^{2,3}	730	31-AGM7	31-MHD	31-ECL ⁴⁸	31-LHD	31-HD
2023-22	T380	8.9L	31T ^{2,3,33}	900	31-AGM7			31-AGMX	31-AGM5
2023-10	T400	8.9L	31T ⁴	925	31-AGM7	31-MHD		31-HD	31-XHD
2014-11	T400	8.3L	31T ⁴	925	31-AGM7	31-MHD		31-HD	31-XHD
1998	T400	10.8L	31T ³	650	31-AGM7	31-MHD	31-ECL	31-LHD	31-VHD
1998	T400		31T ²	925	31-AGM7	31-MHD		31-HD	31-XHD
1998	T400		31T ³	625	31-AGM7	31-MHD	31-ECL	31-LHD	31-VHD
1998	T400		31T ³	750	31-AGM7	31-MHD		31-XHD	31-XHD
1998	T400		31T ³	900	31-AGM7	31-MHD		31-HD	31-XHD
1998	T400		31T ⁴	550	31-AGM7	31-MHD	31-ECL	31-LHD	31-VHD
1997	T400		4 ⁴	940		4-XHD			
1997	T400, T600A, T800		4 ⁴	940		4-XHD			
1997	T400, T600A, T800, W900		31T ²	925	31-AGM7	31-MHD		31-HD	31-XHD
1997	T400, T600A, T800, W900		31T ³	700	31-AGM7	31-MHD	31-ECL	31-LHD	31-XHD
1997	T400, T600A, T800, W900		31T ³	750	31-AGM7	31-MHD		31-XHD	31-XHD
1997	T400, T600A, T800, W900		31T ³	900	31-AGM7	31-MHD		31-HD	31-XHD
1997	T400, T600A, T800, W900		31T ³	625	31-AGM7	31-MHD	31-ECL	31-LHD	31-VHD
1997	T400, T600A, T800, W900		31T ⁴	550	31-AGM7	31-MHD	31-ECL	31-LHD	31-VHD
1997	T400, T600A, T800, W900		31T ⁴	625	31-AGM7	31-MHD	31-ECL	31-LHD	31-VHD
1998	T400, T800	8.5L	31T ³	650	31-AGM7	31-MHD	31-ECL	31-LHD	31-VHD
1998	T400, T800		31T ²	925	31-AGM7	31-MHD		31-HD	31-XHD
1998	T400, T800		31T ³	625	31-AGM7	31-MHD	31-ECL	31-LHD	31-VHD
1998	T400, T800		31T ³	750	31-AGM7	31-MHD		31-XHD	31-XHD
1998	T400, T800		31T ³	900	31-AGM7	31-MHD		31-HD	31-XHD
1998	T400, T800		31T ⁴	550	31-AGM7	31-MHD	31-ECL	31-LHD	31-VHD
1997	T400, T800		31T ²	925	31-AGM7	31-MHD		31-HD	31-XHD
1997	T400, T800		31T ³	700	31-AGM7	31-MHD	31-ECL	31-LHD	31-XHD
1997	T400, T800		31T ³	750	31-AGM7	31-MHD		31-XHD	31-XHD
1997	T400, T800		31T ³	900	31-AGM7	31-MHD		31-HD	31-XHD
1997	T400, T800		31T ³	625	31-AGM7	31-MHD	31-ECL	31-LHD	31-VHD
1997	T400, T800		31T ⁴	550	31-AGM7	31-MHD	31-ECL	31-LHD	31-VHD
1997	T400, T800		31T ⁴	625	31-AGM7	31-MHD	31-ECL	31-LHD	31-VHD
1997	T400, T800		4 ⁴	940		4-XHD			
1997	T400, T800, W900		31T ²	925	31-AGM7	31-MHD		31-HD	31-XHD
1997	T400, T800, W900		31T ³	700	31-AGM7	31-MHD	31-ECL	31-LHD	31-XHD
1997	T400, T800, W900		31T ³	750	31-AGM7	31-MHD		31-XHD	31-XHD
1997	T400, T800, W900		31T ³	900	31-AGM7	31-MHD		31-HD	31-XHD
1997	T400, T800, W900		31T ³	625	31-AGM7	31-MHD	31-ECL	31-LHD	31-VHD
1997	T400, T800, W900		31T ⁴	550	31-AGM7	31-MHD	31-ECL	31-LHD	31-VHD
1997	T400, T800, W900		31T ⁴	625	31-AGM7	31-MHD	31-ECL	31-LHD	31-VHD

Automotive & Light Truck
Automotrices y Camiones
Livianos
Automobile et Camionnette

Heavy-Duty Truck
Camiones Para Servicio Pesado
Poids Lourds

Agriculture
Agrícola
Agriculture

Industrial
Industrial
Industrial

Lawn & Garden
Césped y Jardín
Jardin et Pelouse

Powersports
Vehículos Deportivos
Sports Motoriseses

Reference
Referencia
Référence

	Year	Model	Options	Group Size	Rating (CCA)	AGM	XHD/MHD	ECL	Alternate 1	Alternate 2	
Automotive & Light Truck Automotrices y Camiones Livianos Automobile et Camionnette	Kenworth • Medium/Heavy Truck (continued)										
	1999-98	T400, W900	10.5L	31T ³	650	31-AGM7	31-MHD	31-ECL	31-LHD	31-VHD	
	1999-98	T400, W900		31T ²	925	31-AGM7	31-MHD		31-HD	31-XHD	
	1999-98	T400, W900		31T ³	625	31-AGM7	31-MHD	31-ECL	31-LHD	31-VHD	
	1999-98	T400, W900		31T ³	750	31-AGM7	31-MHD		31-XHD	31-XHD	
	1999-98	T400, W900		31T ³	900	31-AGM7	31-MHD		31-HD	31-XHD	
	1999-98	T400, W900		31T ⁴	550	31-AGM7	31-MHD	31-ECL	31-LHD	31-VHD	
	2023-22	T480	8.9L	31T ^{2,3}	730	31-AGM7	31-MHD	31-ECL ^{4B}	31-LHD	31-HD	
	2023-22	T480		31T ^{2,3,33}	900	31-AGM7			31-AGMX	31-AGM5	
	2007-05	T600A	12.5L	31T ⁴	925	31-AGM7	31-MHD		31-HD	31-XHD	
2007-02	T600A	15.0L	31T ⁴	925	31-AGM7	31-MHD		31-HD	31-XHD		
2007-01	T600A	10.8L	31T ⁴	925	31-AGM7	31-MHD		31-HD	31-XHD		
2001	T600A	10.3L	31T ⁴	925	31-AGM7	31-MHD		31-HD	31-XHD		
2001	T600A	8.5L	31T ⁴	925	31-AGM7	31-MHD		31-HD	31-XHD		
1999	T600A	10.5L	31T ³	650	31-AGM7	31-MHD	31-ECL	31-LHD	31-VHD		
1999	T600A		31T ²	925	31-AGM7	31-MHD		31-HD	31-XHD		
1999	T600A		31T ³	625	31-AGM7	31-MHD	31-ECL	31-LHD	31-VHD		
1999	T600A		31T ³	750	31-AGM7	31-MHD		31-XHD	31-XHD		
1999	T600A		31T ³	900	31-AGM7	31-MHD		31-HD	31-XHD		
1999	T600A		31T ⁴	550	31-AGM7	31-MHD	31-ECL	31-LHD	31-VHD		
Heavy-Duty Truck Camiones Para Servicio Pesado Poids Lourds	2007-05	T600A, W900	11.1L	31T ⁴	925	31-AGM7	31-MHD		31-HD	31-XHD	
	2001	T600A, W900	8.3L	31T ⁴	925	31-AGM7	31-MHD		31-HD	31-XHD	
	1998	T600A, W900	5.9L	31T ³	650	31-AGM7	31-MHD	31-ECL	31-LHD	31-VHD	
	1998	T600A, W900		31T ²	925	31-AGM7	31-MHD		31-HD	31-XHD	
	1998	T600A, W900		31T ³	625	31-AGM7	31-MHD	31-ECL	31-LHD	31-VHD	
	1998	T600A, W900		31T ³	750	31-AGM7	31-MHD		31-XHD	31-XHD	
	1998	T600A, W900		31T ³	900	31-AGM7	31-MHD		31-HD	31-XHD	
	1998	T600A, W900		31T ⁴	550	31-AGM7	31-MHD	31-ECL	31-LHD	31-VHD	
	2019-08	T660	14.9L	31T ⁴	925	31-AGM7	31-MHD		31-HD	31-XHD	
	2018-11	T660	12.9L	31T ⁴	925	31-AGM7	31-MHD		31-HD	31-XHD	
Agriculture Agrícola Agriculture	2016-11	T660	11.9L	31T ⁴	925	31-AGM7	31-MHD		31-HD	31-XHD	
	2015-08	T660	10.8L	31T ⁴	925	31-AGM7	31-MHD		31-HD	31-XHD	
	2013-08	T660	12.5L	31T ⁴	925	31-AGM7	31-MHD		31-HD	31-XHD	
	2017-11	T660, T800, W900	12.9L	31T ⁴	925	31-AGM7	31-MHD		31-HD	31-XHD	
	2023-14	T680	11.9L	31T ⁴	925	31-AGM7	31-MHD		31-HD	31-XHD	
	2023-14	T680	12.9L	31T ⁴	925	31-AGM7	31-MHD		31-HD	31-XHD	
	2023-13	T680	14.9L	31T ⁴	925	31-AGM7	31-MHD		31-HD	31-XHD	
	2023-15	T680, T880	10.8L	31T ⁴	925	31-AGM7	31-MHD		31-HD	31-XHD	
	2015-11	T700	12.9L	31T ⁴	925	31-AGM7	31-MHD		31-HD	31-XHD	
	2015-11	T700	15.0L	31T ⁴	925	31-AGM7	31-MHD		31-HD	31-XHD	
Industrial Industrial Industriel	2021-16	T800	12.9L	31T ⁴	925	31-AGM7	31-MHD		31-HD	31-XHD	
	2017-11	T800	11.9L	31T ⁴	925	31-AGM7	31-MHD		31-HD	31-XHD	
	2016-01	T800	10.8L	31T ⁴	925	31-AGM7	31-MHD		31-HD	31-XHD	
	2014	T800	8.8L	31T ⁴	925	31-AGM7	31-MHD		31-HD	31-XHD	
	2014	T800	8.9L	31T ⁴	925	31-AGM7	31-MHD		31-HD	31-XHD	
	2012-05	T800	12.5L	31T ⁴	925	31-AGM7	31-MHD		31-HD	31-XHD	
	2012-02	T800	15.0L	31T ⁴	925	31-AGM7	31-MHD		31-HD	31-XHD	
	2012-02	T800	8.9L	31T ⁴	925	31-AGM7	31-MHD		31-HD	31-XHD	
	2011-05	T800	11.1L	31T ⁴	925	31-AGM7	31-MHD		31-HD	31-XHD	
	2011-01	T800	14.6L	31T ⁴	925	31-AGM7	31-MHD		31-HD	31-XHD	
Lawn & Garden Césped y Jardín Jardin et Pelouse	2011-01	T800	15.8L	31T ⁴	925	31-AGM7	31-MHD		31-HD	31-XHD	
	2010	T800	10.3L	31T ⁴	925	31-AGM7	31-MHD		31-HD	31-XHD	
	2009-08	T800	8.8L	31T ⁴	925	31-AGM7	31-MHD		31-HD	31-XHD	
	2007	T800	7.2L	31T ⁴	925	31-AGM7	31-MHD		31-HD	31-XHD	
	2006	T800	14.0L	31T ⁴	925	31-AGM7	31-MHD		31-HD	31-XHD	
	2005	T800	7.2L	31T ⁴	925	31-AGM7	31-MHD		31-HD	31-XHD	
	2004-01	T800	8.3L	31T ⁴	925	31-AGM7	31-MHD		31-HD	31-XHD	
	2002	T800	10.3L	31T ⁴	925	31-AGM7	31-MHD		31-HD	31-XHD	
	2001	T800		31T ⁴	925	31-AGM7	31-MHD		31-HD	31-XHD	
	2000-98	T800	10.5L	31T ³	650	31-AGM7	31-MHD	31-ECL	31-LHD	31-VHD	
Powersports Vehículos Deportivos Sports Motorisés	2000-98	T800		31T ²	925	31-AGM7	31-MHD		31-HD	31-XHD	
	2000-98	T800		31T ³	625	31-AGM7	31-MHD	31-ECL	31-LHD	31-VHD	
	2000-98	T800		31T ³	750	31-AGM7	31-MHD		31-XHD	31-XHD	
	2000-98	T800		31T ³	900	31-AGM7	31-MHD		31-HD	31-XHD	
	2000-98	T800		31T ⁴	550	31-AGM7	31-MHD	31-ECL	31-LHD	31-VHD	
	1999-98	T800	10.0L	31T ³	650	31-AGM7	31-MHD	31-ECL	31-LHD	31-VHD	
	1999-98	T800		31T ²	925	31-AGM7	31-MHD		31-HD	31-XHD	
	1999-98	T800		31T ³	625	31-AGM7	31-MHD	31-ECL	31-LHD	31-VHD	
	1999-98	T800		31T ³	750	31-AGM7	31-MHD		31-XHD	31-XHD	
	1999-98	T800		31T ³	900	31-AGM7	31-MHD		31-HD	31-XHD	
Reference Referencia Référence	1999-98	T800		31T ⁴	550	31-AGM7	31-MHD	31-ECL	31-LHD	31-VHD	
	1999-98	T800		31T ²	925	31-AGM7	31-MHD		31-HD	31-XHD	
	1999-98	T800		31T ³	625	31-AGM7	31-MHD	31-ECL	31-LHD	31-VHD	
	1999-98	T800		31T ³	750	31-AGM7	31-MHD		31-XHD	31-XHD	
	1999-98	T800		31T ³	900	31-AGM7	31-MHD		31-HD	31-XHD	
	1999-98	T800		31T ⁴	550	31-AGM7	31-MHD	31-ECL	31-LHD	31-VHD	

Year	Model	Options	Group Size	Rating (CCA)	AGM	XHD/MHD	ECL	Alternate 1	Alternate 2
Kenworth • Medium/Heavy Truck (continued)									
1997	T800		4 ⁴	640		4-XHD			
1997	T800		4 ⁴	940		4-XHD			
2023-02	T800, W900	14.9L	31T ⁴	925	31-AGM7	31-MHD		31-HD	31-XHD
2000-98	T800, W900	10.3L	31T ³	650	31-AGM7	31-MHD	31-ECL	31-LHD	31-VHD
2000-98	T800, W900	14.6L	31T ³	650	31-AGM7	31-MHD	31-ECL	31-LHD	31-VHD
2000-98	T800, W900		31T ²	925	31-AGM7	31-MHD		31-HD	31-XHD
2000-98	T800, W900		31T ³	625	31-AGM7	31-MHD	31-ECL	31-LHD	31-VHD
2000-98	T800, W900		31T ³	750	31-AGM7	31-MHD		31-XHD	31-XHD
2000-98	T800, W900		31T ³	900	31-AGM7	31-MHD		31-HD	31-XHD
2000-98	T800, W900		31T ⁴	550	31-AGM7	31-MHD	31-ECL	31-LHD	31-VHD
2000	T800, W900	15.8L	31T ³	650	31-AGM7	31-MHD	31-ECL	31-LHD	31-VHD
2000	T800, W900	8.5L	31T ³	650	31-AGM7	31-MHD	31-ECL	31-LHD	31-VHD
2000	T800, W900		31T ²	925	31-AGM7	31-MHD		31-HD	31-XHD
2000	T800, W900		31T ³	625	31-AGM7	31-MHD	31-ECL	31-LHD	31-VHD
2000	T800, W900		31T ³	750	31-AGM7	31-MHD		31-XHD	31-XHD
2000	T800, W900		31T ³	900	31-AGM7	31-MHD		31-HD	31-XHD
2000	T800, W900		31T ⁴	550	31-AGM7	31-MHD	31-ECL	31-LHD	31-VHD
1998	T800, W900		31T ²	925	31-AGM7	31-MHD		31-HD	31-XHD
1998	T800, W900		31T ³	650	31-AGM7	31-MHD	31-ECL	31-LHD	31-VHD
1998	T800, W900		31T ³	625	31-AGM7	31-MHD	31-ECL	31-LHD	31-VHD
1998	T800, W900		31T ³	750	31-AGM7	31-MHD		31-XHD	31-XHD
1998	T800, W900		31T ³	900	31-AGM7	31-MHD		31-HD	31-XHD
1998	T800, W900		31T ⁴	550	31-AGM7	31-MHD	31-ECL	31-LHD	31-VHD
1997	T800, W900		31T ²	925	31-AGM7	31-MHD		31-HD	31-XHD
1997	T800, W900		31T ³	700	31-AGM7	31-MHD	31-ECL	31-LHD	31-XHD
1997	T800, W900		31T ³	750	31-AGM7	31-MHD		31-XHD	31-XHD
1997	T800, W900		31T ³	900	31-AGM7	31-MHD		31-HD	31-XHD
1997	T800, W900		31T ³	625	31-AGM7	31-MHD	31-ECL	31-LHD	31-VHD
1997	T800, W900		31T ⁴	550	31-AGM7	31-MHD	31-ECL	31-LHD	31-VHD
1997	T800, W900		31T ⁴	625	31-AGM7	31-MHD	31-ECL	31-LHD	31-VHD
2023-15	T880	11.9L	31T ⁴	925	31-AGM7	31-MHD		31-HD	31-XHD
2023-15	T880	14.9L	31T ⁴	925	31-AGM7	31-MHD		31-HD	31-XHD
2022-15	T880	10.8L	31T ⁴	925	31-AGM7	31-MHD		31-HD	31-XHD
2022-14	T880	12.9L	31T ⁴	925	31-AGM7	31-MHD		31-HD	31-XHD
2023-19	W900	12.9L	31T ⁴	925	31-AGM7	31-MHD		31-HD	31-XHD
2023-19	W900	14.9L	31T ⁴	925	31-AGM7	31-MHD		31-HD	31-XHD
2019-12	W900	10.8L	31T ⁴	925	31-AGM7	31-MHD		31-HD	31-XHD
2019-12	W900	11.9L	31T ⁴	925	31-AGM7	31-MHD		31-HD	31-XHD
2018-12	W900	8.9L	31T ⁴	925	31-AGM7	31-MHD		31-HD	31-XHD
2013-01	W900	14.6L	31T ⁴	925	31-AGM7	31-MHD		31-HD	31-XHD
2013-01	W900	15.8L	31T ⁴	925	31-AGM7	31-MHD		31-HD	31-XHD
2011-01	W900	10.8L	31T ⁴	925	31-AGM7	31-MHD		31-HD	31-XHD
2010-02	W900	8.9L	31T ⁴	925	31-AGM7	31-MHD		31-HD	31-XHD
2008	W900	8.8L	31T ⁴	925	31-AGM7	31-MHD		31-HD	31-XHD
2005-03	W900	8.3L	31T ⁴	925	31-AGM7	31-MHD		31-HD	31-XHD
2004	W900	5.9L	31T ⁴	925	31-AGM7	31-MHD		31-HD	31-XHD
2003	W900	7.2L	31T ⁴	925	31-AGM7	31-MHD		31-HD	31-XHD
2003	W900	8.5L	31T ⁴	925	31-AGM7	31-MHD		31-HD	31-XHD
2001	W900	7.2L	31T ⁴	925	31-AGM7	31-MHD		31-HD	31-XHD
2000	W900	7.2L	31T ³	650	31-AGM7	31-MHD	31-ECL	31-LHD	31-VHD
2000	W900		31T ²	925	31-AGM7	31-MHD		31-HD	31-XHD
2000	W900		31T ³	625	31-AGM7	31-MHD	31-ECL	31-LHD	31-VHD
2000	W900		31T ³	750	31-AGM7	31-MHD		31-XHD	31-XHD
2000	W900		31T ³	900	31-AGM7	31-MHD		31-HD	31-XHD
2000	W900		31T ⁴	550	31-AGM7	31-MHD	31-ECL	31-LHD	31-VHD
1997	W900		4 ⁴	640		4-XHD			
2023-19	W990	12.9L	31T ⁴	925	31-AGM7	31-MHD		31-HD	31-XHD
2023-19	W990	14.9L	31T ⁴	925	31-AGM7	31-MHD		31-HD	31-XHD
KME • Class 8 Fire/Crash									
2009-00	AARF		31T ⁴	925	31-AGM7	31-MHD		31-HD	31-XHD
1999-90	AARF		31T ⁴	950	31-AGMX	31-MHD		31-XHD	
1999-96	Excel Chassis		31T ⁴	950	31-AGMX	31-MHD		31-XHD	
2015-00	Excel Chassis, Firefox, Hawk, Renegade Chassis		31T ⁴	925	31-AGM7	31-MHD		31-HD	31-XHD
1999-97	Firefox, Hawk		31T ⁴	950	31-AGMX	31-MHD		31-XHD	
2015-07	Predator		31T ⁴	925	31-AGM7	31-MHD		31-HD	31-XHD
1999-89	Renegade Chassis		31T ⁴	950	31-AGMX	31-MHD		31-XHD	
KME • Class 8 Municipal Snowblower									
2015-00	Snow Plow		31T ⁴	925	31-AGM7	31-MHD		31-HD	31-XHD
1999-89	Snow Plow		31T ⁴	950	31-AGMX	31-MHD		31-XHD	

Automotive & Light Truck
Automotrices y Camiones
Livianos
Automobile et Camionnette

Heavy-Duty Truck
Camiones Para Servicio Pesado
Poids Lourds

Agriculture
Agrícola
Agriculture

Industrial
Industrial
Industrial

Lawn & Garden
Césped y Jardín
Jardin et Pelouse

Powersports
Vehículos Deportivos
Sports Motorises

Reference
Referencia
Référence

	Year	Model	Options	Group Size	Rating (CCA)	AGM	XHD/MHD	ECL	Alternate 1	Alternate 2	
Automotive & Light Truck Automotrices y Camiones Livianos Automobile et Camionnette	Kodiak • Class 8 Municipal Snowblower										
	2015-87	Truck		31T ³	925	31-AGM7	31-MHD		31-HD	31-XHD	
	Kovatch • Medium/Heavy Truck										
	2022-13	Firetruck	All	31T ^{5,33}	1150	31-AGMX					
	2012-03	Firetruck	All	31T ⁵	925	31-AGM7	31-MHD		31-HD	31-XHD	
	Lion • Medium/Heavy Truck										
	2022-16	LionC	6.7L	N/A							
	Mack • Medium/Heavy Truck										
Heavy-Duty Truck Camiones Para Servicio Pesado Poids Lourds	2022-18	Anthem	12.8L	31T ^{3,4}	730	31-AGM7	31-MHD	31-ECL ⁴⁸	31-LHD	31-HD	
	2022-17	Anthem	11.9L	31T ^{3,4}	730	31-AGM7	31-MHD	31-ECL ⁴⁸	31-LHD	31-HD	
	2022-16	Anthem	10.8L	31T ^{3,4}	730	31-AGM7	31-MHD	31-ECL ⁴⁸	31-LHD	31-HD	
	2005-98	CH		31T ³	660	31-AGM7	31-MHD	31-ECL	31-LHD	31-VHD	
	1998-97	CH	10.0L	31T ³	660	31-AGM7	31-MHD	31-ECL	31-LHD	31-VHD	
	2003-97	CH, CL, DMM	11.9L	31T ³	660	31-AGM7	31-MHD	31-ECL	31-LHD	31-VHD	
	2007-06	CHN	11.9L	31T ³	660	31-AGM7	31-MHD	31-ECL	31-LHD	31-VHD	
	2006	CHN		31T ³	660	31-AGM7	31-MHD	31-ECL	31-LHD	31-VHD	
	2017-08	CHU, CXU, GU7, GU8	12.8L	31T ³	650	31-AGM7	31-MHD	31-ECL	31-LHD	31-VHD	
	2007-01	CL	15.0L	31T ³	660	31-AGM7	31-MHD	31-ECL	31-LHD	31-VHD	
	1999-97	CL	16.4L	31T ³	660	31-AGM7	31-MHD	31-ECL	31-LHD	31-VHD	
	1997	CL	12.7L	31T ³	660	31-AGM7	31-MHD	31-ECL	31-LHD	31-VHD	
	1999-97	CL, MR, RB		31T ³	660	31-AGM7	31-MHD	31-ECL	31-LHD	31-VHD	
	1999-97	CL, RD	14.6L	31T ³	660	31-AGM7	31-MHD	31-ECL	31-LHD	31-VHD	
	1991-86	CS200P Mid-Liner, CS250P Mid-Liner	5.5L	31T	625	31-AGM7	31-MHD	31-ECL	31-LHD	31-VHD	
	1991-86	CS200P Mid-Liner, CS250P Mid-Liner	5.5L	4	680		4-XHD				
	1993-91	CS200P Mid-Liner, CS250P Mid-Liner, CS300P Mid-Liner, CS300T Mid-Liner, MS200P Mid-Liner, MS250P Mid-Liner, MS300P Mid-Liner, MS300T Mid-Liner	6.2L	31T	625	31-AGM7	31-MHD	31-ECL	31-LHD	31-VHD	
	1993-91	CS200P Mid-Liner, CS250P Mid-Liner, CS300P Mid-Liner, CS300T Mid-Liner, MS200P Mid-Liner, MS250P Mid-Liner, MS300P Mid-Liner, MS300T Mid-Liner	6.2L	4	680		4-XHD				
	2001-94	CS200P Mid-Liner, CS300P Mid-Liner, MS200P Mid-Liner, MS250P Mid-Liner, MS300P Mid-Liner	6.2L	31T ³	660	31-AGM7	31-MHD	31-ECL	31-LHD	31-VHD	
	Industrial Industrial Industriel	2000-94	CS250P Mid-Liner	6.2L	31T ³	660	31-AGM7	31-MHD	31-ECL	31-LHD	31-VHD
		1991-86	CS300P Mid-Liner, CS300T Mid-Liner	8.8L	31T	625	31-AGM7	31-MHD	31-ECL	31-LHD	31-VHD
		1991-86	CS300P Mid-Liner, CS300T Mid-Liner	8.8L	4	680		4-XHD			
		1997-94	CS300T Mid-Liner	6.2L	31T ³	660	31-AGM7	31-MHD	31-ECL	31-LHD	31-VHD
		2007-05	CT	11.9L	31T ³	660	31-AGM7	31-MHD	31-ECL	31-LHD	31-VHD
		2008-06	CTP	10.8L	31T ³	660	31-AGM7	31-MHD	31-ECL	31-LHD	31-VHD
		2007	CTP, CXP	12.8L	31T ³	660	31-AGM7	31-MHD	31-ECL	31-LHD	31-VHD
		2008-01	CV	11.9L	31T ³	660	31-AGM7	31-MHD	31-ECL	31-LHD	31-VHD
2007		CV		31T ³	660	31-AGM7	31-MHD	31-ECL	31-LHD	31-VHD	
2005-04		CV		31T ³	660	31-AGM7	31-MHD	31-ECL	31-LHD	31-VHD	
Lawn & Garden Césped y Jardín Jardin et Pelouse	2008-06	CXN		31T ³	660	31-AGM7	31-MHD	31-ECL	31-LHD	31-VHD	
	2007-04	CXN	11.9L	31T ³	660	31-AGM7	31-MHD	31-ECL	31-LHD	31-VHD	
	2007-06	CXP	10.8L	31T ³	660	31-AGM7	31-MHD	31-ECL	31-LHD	31-VHD	
	2016-14	CXU	11.9L	31T ³	650	31-AGM7	31-MHD	31-ECL	31-LHD	31-VHD	
	2017-08	CXU, GU7, GU8, MRU	10.8L	31T ³	650	31-AGM7	31-MHD	31-ECL	31-LHD	31-VHD	
	2006-97	DM	11.9L	31T ³	660	31-AGM7	31-MHD	31-ECL	31-LHD	31-VHD	
	2022-19	Granite	12.8L	31T ³	650	31-AGM7	31-MHD	31-ECL	31-LHD	31-VHD	
	2022-19	Granite	8.9L	31T ³	650	31-AGM7	31-MHD	31-ECL	31-LHD	31-VHD	
	2022-18	Granite	10.8L	31T ³	650	31-AGM7	31-MHD	31-ECL	31-LHD	31-VHD	
	2016-12	GU4	8.9L	31T ³	650	31-AGM7	31-MHD	31-ECL	31-LHD	31-VHD	
Powersports Vehiculos Deportivos Sports Motorisés	2016-12	GU4		31T ³	925	31-AGM7	31-MHD		31-HD	31-XHD	
	2017-12	GU5	8.9L	31T ³	650	31-AGM7	31-MHD	31-ECL	31-LHD	31-VHD	
	2017-12	GU5		31T ³	925	31-AGM7	31-MHD		31-HD	31-XHD	
	2017-08	GU7, GU8		31T ³	925	31-AGM7	31-MHD		31-HD	31-XHD	
	2010	LE	11.9L	31T ³	650	31-AGM7	31-MHD	31-ECL	31-LHD	31-VHD	
	2007-97	LE	11.9L	31T ³	650	31-AGM7	31-MHD	31-ECL	31-LHD	31-VHD	
	2007	LE	10.8L	31T ³	650	31-AGM7	31-MHD	31-ECL	31-LHD	31-VHD	
	2006-05	LE	8.3L	31T ³	650	31-AGM7	31-MHD	31-ECL	31-LHD	31-VHD	
	2001-97	LE	8.3L	31T ³	650	31-AGM7	31-MHD	31-ECL	31-LHD	31-VHD	
	2016-11	LEU	8.9L	31T ³	650	31-AGM7	31-MHD	31-ECL	31-LHD	31-VHD	
Reference Referencia Référence	2016-08	LEU	10.8L	31T ³	650	31-AGM7	31-MHD	31-ECL	31-LHD	31-VHD	
	2023-19	LR	10.8L	31T ³	650	31-AGM7	31-MHD	31-ECL	31-LHD	31-VHD	
	2023-19	LR	8.9L	31T ³	650	31-AGM7	31-MHD	31-ECL	31-LHD	31-VHD	
	2007-97	MR	11.9L	31T ³	660	31-AGM7	31-MHD	31-ECL	31-LHD	31-VHD	
	2005-01	MR		31T ³	660	31-AGM7	31-MHD	31-ECL	31-LHD	31-VHD	
	2017-14	MRU	12.8L	31T ³	650	31-AGM7	31-MHD	31-ECL	31-LHD	31-VHD	
	2017-11	MRU	8.9L	31T ³	650	31-AGM7	31-MHD	31-ECL	31-LHD	31-VHD	
	1991-84	MS200P Mid-Liner	5.5L	31T	625	31-AGM7	31-MHD	31-ECL	31-LHD	31-VHD	
	1991-84	MS200P Mid-Liner	5.5L	4	680		4-XHD				

Year	Model	Options	Group Size	Rating (CCA)	AGM	XHD/MHD	ECL	Alternate 1	Alternate 2
Mack • Medium/Heavy Truck (continued)									
1982-80	MS200P Mid-Liner	5.5L	2	520		2-XHD			
1982-80	MS200P Mid-Liner	5.5L	22F	350	MTZ-75DT			MTP-75DT	SP-22F
1982-80	MS200P Mid-Liner	5.5L	24	400	MTZ-34 ¹	C24-XHD		MT-24	MTP-24
1982-80	MS200P Mid-Liner	5.5L	24F	400	MTZ-34R ¹			MT-24F	MTP-24F
1982-80	MS200P Mid-Liner	5.5L	27	415	MTZ-34 ¹			MT-27	
1982-80	MS200P Mid-Liner	5.5L	27F	415	MTZ-34R ¹			MTP-27F	
1982-80	MS200P Mid-Liner	5.5L	30H	370				29H-VHD	
1982-80	MS200P Mid-Liner	5.5L	31T	625	31-AGM7	31-MHD	31-ECL	31-LHD	31-VHD
1982-80	MS200P Mid-Liner	5.5L	4	680		4-XHD			
1982-80	MS200P Mid-Liner	5.5L	42	260				MT-42	
1982-80	MS200P Mid-Liner	5.5L	5D	750				4-XHD	
1982-80	MS200P Mid-Liner	5.5L	7D	870				4-XHD	
1991-83	MS250P Mid-Liner	5.5L	31T	625	31-AGM7	31-MHD	31-ECL	31-LHD	31-VHD
1991-83	MS250P Mid-Liner	5.5L	4	680		4-XHD			
1983	MS250P Mid-Liner	5.5L	2	520		2-XHD			
1983	MS250P Mid-Liner	5.5L	22F	350	MTZ-75DT			MTP-75DT	SP-22F
1983	MS250P Mid-Liner	5.5L	24	400	MTZ-34 ¹	C24-XHD		MT-24	MTP-24
1983	MS250P Mid-Liner	5.5L	24F	400	MTZ-34R ¹			MT-24F	MTP-24F
1983	MS250P Mid-Liner	5.5L	27	415	MTZ-34 ¹			MT-27	
1983	MS250P Mid-Liner	5.5L	27F	415	MTZ-34R ¹			MTP-27F	
1983	MS250P Mid-Liner	5.5L	30H	370				29H-VHD	
1983	MS250P Mid-Liner	5.5L	42	260				MT-42	
1983	MS250P Mid-Liner	5.5L	5D	750				4-XHD	
1983	MS250P Mid-Liner	5.5L	7D	870				4-XHD	
1981	MS250P Mid-Liner	5.5L	2	520		2-XHD			
1981	MS250P Mid-Liner	5.5L	22F	350	MTZ-75DT			MTP-75DT	SP-22F
1981	MS250P Mid-Liner	5.5L	24	400	MTZ-34 ¹	C24-XHD		MT-24	MTP-24
1981	MS250P Mid-Liner	5.5L	24F	400	MTZ-34R ¹			MT-24F	MTP-24F
1981	MS250P Mid-Liner	5.5L	27	415	MTZ-34 ¹			MT-27	
1981	MS250P Mid-Liner	5.5L	27F	415	MTZ-34R ¹			MTP-27F	
1981	MS250P Mid-Liner	5.5L	30H	370				29H-VHD	
1981	MS250P Mid-Liner	5.5L	31T	625	31-AGM7	31-MHD	31-ECL	31-LHD	31-VHD
1981	MS250P Mid-Liner	5.5L	4	680		4-XHD			
1981	MS250P Mid-Liner	5.5L	42	260				MT-42	
1981	MS250P Mid-Liner	5.5L	5D	750				4-XHD	
1981	MS250P Mid-Liner	5.5L	7D	870				4-XHD	
1991-81	MS300P Mid-Liner, MS300T Mid-Liner	8.8L	31T	625	31-AGM7	31-MHD	31-ECL	31-LHD	31-VHD
1991-81	MS300P Mid-Liner, MS300T Mid-Liner	8.8L	4	680		4-XHD			
1983-81	MS300P Mid-Liner, MS300T Mid-Liner	8.8L	2	520		2-XHD			
1983-81	MS300P Mid-Liner, MS300T Mid-Liner	8.8L	22F	350	MTZ-75DT			MTP-75DT	SP-22F
1983-81	MS300P Mid-Liner, MS300T Mid-Liner	8.8L	24	400	MTZ-34 ¹	C24-XHD		MT-24	MTP-24
1983-81	MS300P Mid-Liner, MS300T Mid-Liner	8.8L	24F	400	MTZ-34R ¹			MT-24F	MTP-24F
1983-81	MS300P Mid-Liner, MS300T Mid-Liner	8.8L	27	415	MTZ-34 ¹			MT-27	
1983-81	MS300P Mid-Liner, MS300T Mid-Liner	8.8L	27F	415	MTZ-34R ¹			MTP-27F	
1983-81	MS300P Mid-Liner, MS300T Mid-Liner	8.8L	30H	370				29H-VHD	
1983-81	MS300P Mid-Liner, MS300T Mid-Liner	8.8L	42	260				MT-42	
1983-81	MS300P Mid-Liner, MS300T Mid-Liner	8.8L	5D	750				4-XHD	
1983-81	MS300P Mid-Liner, MS300T Mid-Liner	8.8L	7D	870				4-XHD	
1996-94	MS300T Mid-Liner	6.2L	31T ³	660	31-AGM7	31-MHD	31-ECL	31-LHD	31-VHD
2022-19	Pinnacle	12.8L	31T ³	650	31-AGM7	31-MHD	31-ECL	31-LHD	31-VHD
2005-97	RB	11.9L	31T ³	660	31-AGM7	31-MHD	31-ECL	31-LHD	31-VHD
2007	RD	11.9L	31T ³	660	31-AGM7	31-MHD	31-ECL	31-LHD	31-VHD
2004-97	RD	11.9L	31T ³	660	31-AGM7	31-MHD	31-ECL	31-LHD	31-VHD
2004-97	RD	11.9L	31T ³	660	31-AGM7	31-MHD	31-ECL	31-LHD	31-VHD
1999-98	RD	16.4L	31T ³	660	31-AGM7	31-MHD	31-ECL	31-LHD	31-VHD
1999-97	RD	9.8L	31T ³	660	31-AGM7	31-MHD	31-ECL	31-LHD	31-VHD
1998	RD	11.0L	31T ³	660	31-AGM7	31-MHD	31-ECL	31-LHD	31-VHD
2017-10	TD700	16.1L	31T ³	650	31-AGM7	31-MHD	31-ECL	31-LHD	31-VHD
2023-19	TerraPro	10.8L	31T ³	650	31-AGM7	31-MHD	31-ECL	31-LHD	31-VHD
2021-19	TerraPro	12.8L	31T ³	650	31-AGM7	31-MHD	31-ECL	31-LHD	31-VHD
2021-19	TerraPro	8.9L	31T ³	650	31-AGM7	31-MHD	31-ECL	31-LHD	31-VHD
Marmon Herrington • Class 8 Truck									
1994-81	57L		31T ³	625	31-AGM7	31-MHD	31-ECL	31-LHD	31-VHD
1996-81	57P		31T ³	625	31-AGM7	31-MHD	31-ECL	31-LHD	31-VHD
Marmon Herrington • Medium/Heavy Truck									
1997	103P, 103PA, 125P, 57P	12.7L	31T ³	625	31-AGM7	31-MHD	31-ECL	31-LHD	31-VHD
1997	57 Glider		31T ³	625	31-AGM7	31-MHD	31-ECL	31-LHD	31-VHD
Mercedes Benz • Medium/Heavy Truck									
2020	Sprinter 4500	3.0L	49 ^{2,33}	850	MTX-49/H8				
2019	Sprinter 4500		49 ^{2,33}	850	MTX-49/H8				

Automotive & Light Truck
Automotrices y Camiones
Livianos
Automobile et Camionnette

Heavy-Duty Truck
Camiones Para Servicio Pesado
Poids Lourds

Agriculture
Agrícola
Agriculture

Industrial
Industrial
Industrial

Lawn & Garden
Césped y Jardín
Jardin et Pelouse

Powersports
Vehículos Deportivos
Sports Motorises

Reference
Referencia
Référence

	Year	Model	Options	Group Size	Rating (CCA)	AGM	XHD/MHD	ECL	Alternate 1	Alternate 2		
Automotive & Light Truck Automotrices y Camiones Livianos Automobile et Camionnette	Mitsubishi Fuso • Medium/Heavy Truck											
	2016-12	Canter FE125, Canter FE160, Canter FE180		3.0L	31T ²	400	31-AGM7	31-MHD	31-ECL	31-LHD	31-VHD	
	2021-19	Canter FE160		6.0L	31T	750	31-AGM7	31-MHD		31-LHD		
	2018-17	Canter FE160		3.0L	31T	750	31-AGM7	31-MHD		31-LHD		
	2021-20	Canter FE180		6.0L	31T	750	31-AGM7	31-MHD		31-LHD		
	2018-17	Canter FE180		3.0L	31T	750	31-AGM7	31-MHD		31-LHD		
	2018-17	Canter FG4X4		3.0L	31T	750	31-AGM7	31-MHD		31-LHD		
	2015-12	Canter FG4X4		3.0L	31T ²	400	31-AGM7	31-MHD	31-ECL	31-LHD	31-VHD	
	2004-92	FE		3.9L	31T ²	400	31-AGM7	31-MHD	31-ECL	31-LHD	31-VHD	
	1991-87	FE		3.3L	31T ²	400	31-AGM7	31-MHD	31-ECL	31-LHD	31-VHD	
Heavy-Duty Truck Camiones Para Servicio Pesado Poids Lour	2005	FE120		4.9L	31T ²	400	31-AGM7	31-MHD	31-ECL	31-LHD	31-VHD	
	2011-08	FE125		4.9L	31T ²	400	31-AGM7	31-MHD	31-ECL	31-LHD	31-VHD	
	2007-06	FE140		4.9L	31T ²	400	31-AGM7	31-MHD	31-ECL	31-LHD	31-VHD	
	2011-05	FE145, FE145CC, FE180, FG140		4.9L	31T ²	400	31-AGM7	31-MHD	31-ECL	31-LHD	31-VHD	
	2001	FE-CA		3.9L	31T ²	400	31-AGM7	31-MHD	31-ECL	31-LHD	31-VHD	
	2004-96	FE-HD, FE-SP		3.9L	31T ²	400	31-AGM7	31-MHD	31-ECL	31-LHD	31-VHD	
	2004-01	FE-SP		4.9L	31T ²	400	31-AGM7	31-MHD	31-ECL	31-LHD	31-VHD	
	2004-98	FG		3.9L	31T ²	400	31-AGM7	31-MHD	31-ECL	31-LHD	31-VHD	
	1993-92	FG		3.9L	31T ²	400	31-AGM7	31-MHD	31-ECL	31-LHD	31-VHD	
	1991-90	FG		3.3L	31T ²	400	31-AGM7	31-MHD	31-ECL	31-LHD	31-VHD	
Agriculture Agrícola Agricuture	2004-96	FH		5.9L	31T ²	512	31-AGM7	31-MHD	31-ECL	31-LHD	31-VHD	
	2004-03	FH		4.9L	31T ²	512	31-AGM7	31-MHD	31-ECL	31-LHD	31-VHD	
	1995-88	FH		5.0L	31T ²	512	31-AGM7	31-MHD	31-ECL	31-LHD	31-VHD	
	2004-92	FK		7.5L	31T ²	512	31-AGM7	31-MHD	31-ECL	31-LHD	31-VHD	
	1991-86	FK, FM		6.6L	31T ²	512	31-AGM7	31-MHD	31-ECL	31-LHD	31-VHD	
	2011-09	FK200, FK260, FM330		7.5L	31T ²	510	31-AGM7	31-MHD	31-ECL	31-LHD	31-VHD	
	2008-05	FK200, FM330		7.5L	31T ²	512	31-AGM7	31-MHD	31-ECL	31-LHD	31-VHD	
	2008	FK260		7.5L	31T ²	512	31-AGM7	31-MHD	31-ECL	31-LHD	31-VHD	
	1995-90	FM		7.5L	31T ²	512	31-AGM7	31-MHD	31-ECL	31-LHD	31-VHD	
	2007-05	FM260		7.5L	31T ²	512	31-AGM7	31-MHD	31-ECL	31-LHD	31-VHD	
Industrial Industrial Industriel	2003-96	FM-HR		7.5L	31T ²	512	31-AGM7	31-MHD	31-ECL	31-LHD	31-VHD	
	2004-96	FM-MR, FM-SP		7.5L	31T ²	512	31-AGM7	31-MHD	31-ECL	31-LHD	31-VHD	
	2004-99	FM-SR		7.5L	31T ²	512	31-AGM7	31-MHD	31-ECL	31-LHD	31-VHD	
	1997-96	FM-SR		7.5L	31T ²	512	31-AGM7	31-MHD	31-ECL	31-LHD	31-VHD	
	Monaco • Motor Home Chassis											
	2015-07	RR10S, RR4R, RR8R, RR8S, RSR, S-Series				31T	700	31-AGM7	31-MHD	31-ECL	31-LHD	31-XHD
	Motor Coach Industries • Medium/Heavy Truck											
	1998	102C3		10.0L	8D ²	1350	8D-AGMX	8D-MHD				
	1997	102C3		11.1L	8D ²	1350	8D-AGMX	8D-MHD				
	2005-04	102D3		12.5L	8D ²	1350	8D-AGMX	8D-MHD				
2002-97	102D3		10.3L	8D ²	1350	8D-AGMX	8D-MHD					
1997	102D3		10.0L	8D ²	1350	8D-AGMX	8D-MHD					
2007-97	102D3, 102DL3		12.7L	8D ²	1350	8D-AGMX	8D-MHD					
2000-97	102D3, 102DL3		11.1L	8D ²	1350	8D-AGMX	8D-MHD					
1998-97	102D3, 102DL3		10.8L	8D ²	1350	8D-AGMX	8D-MHD					
2007	102D3, 102EL3, J4500		12.5L	8D ²	1350	8D-AGMX	8D-MHD					
2004	102DL3		12.0L	8D ²	1350	8D-AGMX	8D-MHD					
2001-97	102DL3		10.3L	8D ²	1350	8D-AGMX	8D-MHD					
1999	102DL3		10.0L	8D ²	1350	8D-AGMX	8D-MHD					
2007-05	102DL3, D4005		12.5L	8D ²	1350	8D-AGMX	8D-MHD					
2013-08	102EL3			8D ²	1350	8D-AGMX	8D-MHD					
2003-98	102EL3		12.7L	8D ²	1350	8D-AGMX	8D-MHD					
2001-99	102EL3		10.8L	8D ²	1350	8D-AGMX	8D-MHD					
2001-98	102EL3		12.0L	8D ²	1350	8D-AGMX	8D-MHD					
1999-98	102EL3		11.1L	8D ²	1350	8D-AGMX	8D-MHD					
2003	102GL3		12.0L	8D ²	1350	8D-AGMX	8D-MHD					
2003-01	102GL3, J4500		12.7L	8D ²	1350	8D-AGMX	8D-MHD					
2007-06	D4005, D4505		12.7L	8D ²	1350	8D-AGMX	8D-MHD					
2007-06	D4505		12.5L	8D ²	1350	8D-AGMX	8D-MHD					
2003-01	F3500		8.3L	8D ²	1350	8D-AGMX	8D-MHD					
2003	F3500		8.9L	8D ²	1350	8D-AGMX	8D-MHD					
2001	F3500		8.7L	8D ²	1350	8D-AGMX	8D-MHD					
2021-20	J3500		9.0L	8D ²	1350	8D-AGMX	8D-MHD					
2007	J4500		12.7L	8D ²	1350	8D-AGMX	8D-MHD					
2003-02	J4500		12.0L	8D ²	1350	8D-AGMX	8D-MHD					
1999-97	MC-12		10.3L	8D ²	1350	8D-AGMX	8D-MHD					
1999-97	MC-12		8.5L	8D ²	1350	8D-AGMX	8D-MHD					
1999	MC-12		9.0L	8D ²	1350	8D-AGMX	8D-MHD					
1997	MC-12		9.0L	8D ²	1350	8D-AGMX	8D-MHD					
NABI • Transit Bus Chassis												
1996	40 LFW				31T ²	1100	31-AGMX	31-XHD ⁴⁸				

Year	Model	Options	Group Size	Rating (CCA)	AGM	XHD/MHD	ECL	Alternate 1	Alternate 2
New Flyer • Medium/Heavy Truck									
2004-01	C30LF	8.3L	8D ²	1400	8D-AGMX	8D-MHD			
2004-01	C30LF		31T ^{2,33}	975	31-AGMX				
2000-98	D35LF	8.5L	8D ²	1400	8D-AGMX	8D-MHD			
2000-98	D35LF		31T ^{2,33}	975	31-AGMX				
2004-98	D40LF	8.5L	8D ²	1400	8D-AGMX	8D-MHD			
2004-98	D40LF		31T ^{2,33}	975	31-AGMX				
2004	D40LF	10.8L	8D ²	1400	8D-AGMX	8D-MHD			
2004	D40LF		31T ^{2,33}	975	31-AGMX				
2003-98	D40LF	8.3L	8D ²	1400	8D-AGMX	8D-MHD			
2003-98	D40LF		31T ^{2,33}	975	31-AGMX				
2004-99	D60LF	8.5L	8D ²	1400	8D-AGMX	8D-MHD			
2004-99	D60LF		31T ^{2,33}	975	31-AGMX				
New Flyer • Transit Bus Chassis									
2015-01	D35LF		8D ²	1400	8D-AGMX	8D-MHD			
2015-01	D35LF		31T ^{2,33}	975	31-AGMX				
2015-13	D35LF Hybrid, D60LF Hybrid		8D ²	1400	8D-AGMX	8D-MHD			
2015-13	D35LF Hybrid, D60LF Hybrid		31T ^{2,33}	975	31-AGMX				
2015-03	D40LF Hybrid		8D ²	1400	8D-AGMX	8D-MHD			
2015-03	D40LF Hybrid		31T ^{2,33}	975	31-AGMX				
2015-05	D40LF, D60LF		8D ²	1400	8D-AGMX	8D-MHD			
2015-05	D40LF, D60LF		31T ^{2,33}	975	31-AGMX				
1998-96	D60LF		8D ²	1400	8D-AGMX	8D-MHD			
1998-96	D60LF		31T ^{2,33}	975	31-AGMX				
2022-15	Xcelsior	8.9L	8D ²	1400	8D-AGMX	8D-MHD			
2022-15	Xcelsior		31T ^{2,33}	975	31-AGMX				
2021-15	Xcelsior	6.7L	8D ²	1400	8D-AGMX	8D-MHD			
2021-15	Xcelsior	Electric	8D ²	1400	8D-AGMX	8D-MHD			
2021-15	Xcelsior	Electric Opt	31T ^{2,33}	975	31-AGMX				
2021-15	Xcelsior		31T ^{2,33}	975	31-AGMX				
North American Bus Industries (NABI) • Medium/Heavy Truck									
2000-97	416		31T ²	1100	31-AGMX	31-XHD ⁴⁸			
2000	436		31T ²	1100	31-AGMX	31-XHD ⁴⁸			
1998-97	436		31T ²	1100	31-AGMX	31-XHD ⁴⁸			
1999-98	35 Foot		31T ²	1100	31-AGMX	31-XHD ⁴⁸			
2001-98	40 Foot		31T ²	1100	31-AGMX	31-XHD ⁴⁸			
Nova Bus Corporation • Medium/Heavy Truck									
1997	Classic 40	8.3L	31T ⁴	1090	31-AGMX	31-XHD ⁴⁸			
1997	Classic 40	8.5L	31T ⁴	1090	31-AGMX	31-XHD ⁴⁸			
2013-10	LFS 60	8.9L	31T ⁴	1090	31-AGMX	31-XHD ⁴⁸			
2008	LFS 60	8.9L	31T ⁴	1090	31-AGMX	31-XHD ⁴⁸			
2014-08	Low Floor 40	8.9L	31T ⁴	1090	31-AGMX	31-XHD ⁴⁸			
2012-10	Low Floor 40	6.7L	31T ⁴	1090	31-AGMX	31-XHD ⁴⁸			
2007-05	Low Floor 40		31T ⁴	1090	31-AGMX	31-XHD ⁴⁸			
2004-97	Low Floor 40	8.3L	31T ⁴	1090	31-AGMX	31-XHD ⁴⁸			
2004	Low Floor 40	7.6L	31T ⁴	1090	31-AGMX	31-XHD ⁴⁸			
2002-98	Low Floor 40	7.6L	31T ⁴	1090	31-AGMX	31-XHD ⁴⁸			
2002-01	RTS	8.3L	31T ⁴	1090	31-AGMX	31-XHD ⁴⁸			
2002-01	RTS	8.5L	31T ⁴	1090	31-AGMX	31-XHD ⁴⁸			
2000-99	T602	8.3L	31T ⁴	1090	31-AGMX	31-XHD ⁴⁸			
2000-98	T602	8.5L	31T ⁴	1090	31-AGMX	31-XHD ⁴⁸			
1999	T606	8.3L	31T ⁴	1090	31-AGMX	31-XHD ⁴⁸			
2000-97	T606, T702, T706, T802, T806	8.5L	31T ⁴	1090	31-AGMX	31-XHD ⁴⁸			
1997	T702	10.8L	31T ⁴	1090	31-AGMX	31-XHD ⁴⁸			
2000	T702, T706	8.3L	31T ⁴	1090	31-AGMX	31-XHD ⁴⁸			
1998-97	T706	8.3L	31T ⁴	1090	31-AGMX	31-XHD ⁴⁸			
2000-98	T802	8.3L	31T ⁴	1090	31-AGMX	31-XHD ⁴⁸			
2000-97	T802	10.8L	31T ⁴	1090	31-AGMX	31-XHD ⁴⁸			
1998-97	T802	10.0L	31T ⁴	1090	31-AGMX	31-XHD ⁴⁸			
Orion Bus • Medium/Heavy Truck									
2002-98	Orion II	5.9L	8D	1150	8D-AGMX	8D-XHD		8D-MHD	
2008-05	Orion V	10.8L	8D	1150	8D-AGMX	8D-XHD		8D-MHD	
2005-04	Orion V	8.3L	8D	1150	8D-AGMX	8D-XHD		8D-MHD	
2004-98	Orion V	8.5L	8D	1150	8D-AGMX	8D-XHD		8D-MHD	
2002-98	Orion V	10.8L	8D	1150	8D-AGMX	8D-XHD		8D-MHD	
2002	Orion V	8.3L	8D	1150	8D-AGMX	8D-XHD		8D-MHD	
2000-98	Orion V	10.0L	8D	1150	8D-AGMX	8D-XHD		8D-MHD	
2005	Orion VI	10.8L	8D	1150	8D-AGMX	8D-XHD		8D-MHD	
2001-98	Orion VI	8.5L	8D	1150	8D-AGMX	8D-XHD		8D-MHD	
1999-98	Orion VI	10.0L	8D	1150	8D-AGMX	8D-XHD		8D-MHD	
1998	Orion VI	10.8L	8D	1150	8D-AGMX	8D-XHD		8D-MHD	
2012-10	Orion VII	8.9L	8D	1150	8D-AGMX	8D-XHD		8D-MHD	

Automotive & Light Truck
Automotrices y Camiones
Livianos
Automobile et Camionnette

Heavy-Duty Truck
Camiones Para Servicio Pesado
Poids Lourds

Agriculture
Agrícola
Agriculture

Industrial
Industrial
Industrial

Lawn & Garden
Césped y Jardín
Jardin et Pelouse

Powersports
Vehículos Deportivos
Sports Motorisés

Reference
Referencia
Référence

	Year	Model	Options	Group Size	Rating (CCA)	AGM	XHD/MHD	ECL	Alternate 1	Alternate 2	
Automotive & Light Truck Automotrices y Camiones Livianos Automobile et Camionnette	Orion Bus • Medium/Heavy Truck (continued)										
	2011	Orion VII	8.5L	8D	1150	8D-AGMX	8D-XHD		8D-MHD		
	2010-09	Orion VII	5.9L	8D	1150	8D-AGMX	8D-XHD		8D-MHD		
	2009-05	Orion VII	10.8L	8D	1150	8D-AGMX	8D-XHD		8D-MHD		
	2008	Orion VII	8.9L	8D	1150	8D-AGMX	8D-XHD		8D-MHD		
	2007-03	Orion VII	5.9L	8D	1150	8D-AGMX	8D-XHD		8D-MHD		
	2005-02	Orion VII	8.5L	8D	1150	8D-AGMX	8D-XHD		8D-MHD		
	2005	Orion VII	8.3L	8D	1150	8D-AGMX	8D-XHD		8D-MHD		
	2003-02	Orion VII	8.3L	8D	1150	8D-AGMX	8D-XHD		8D-MHD		
Heavy-Duty Truck Camiones Para Servicio Pesado Poids Lour	Oshkosh • Class 8 Cement Mixer										
	1996-87	S SERIES		4D	700	4D-AGMX	4D-XHD				
	1996-87	S SERIES		8D	1000	8D-AGMX	8D-XHD		8D-MHD		
	Oshkosh • Class 8 Fire/Crash										
	1996-86	TA-3000		4D	700	4D-AGMX	4D-XHD				
	1996-86	TA-3000		8D	1000	8D-AGMX	8D-XHD		8D-MHD		
Agriculture Agrícola Agriculture	Oshkosh • Class 8 Municipal Snowblower										
	1996-85	H SERIES		4D	700	4D-AGMX	4D-XHD				
	1996-85	H SERIES		8D	1000	8D-AGMX	8D-XHD		8D-MHD		
	1996-94	P SERIES		4D	700	4D-AGMX	4D-XHD				
	1996-94	P SERIES		8D	1000	8D-AGMX	8D-XHD		8D-MHD		
Agriculture Agrícola Agriculture	Oshkosh Motor Truck Co. • Medium/Heavy Truck										
	2003-99	FCM	11.9L	4D ²	700	4D-AGMX	4D-XHD				
	2003-99	FCM		8D ²	1000	8D-AGMX	8D-XHD		8D-MHD		
	2000-98	FF	10.8L	4D ²	700	4D-AGMX	4D-XHD				
	2000-98	FF		8D ²	1000	8D-AGMX	8D-XHD		8D-MHD		
	1999-97	FF	10.0L	4D ²	700	4D-AGMX	4D-XHD				
	1999-97	FF		8D ²	1000	8D-AGMX	8D-XHD		8D-MHD		
	2021-20	H	All	4D ²	700	4D-AGMX	4D-XHD				
	2021-20	H		8D ²	1000	8D-AGMX	8D-XHD		8D-MHD		
	2021-12	H		8D ²	1000	8D-AGMX	8D-XHD		8D-MHD		
	2018-97	H	11.1L	4D ²	700	4D-AGMX	4D-XHD				
	2018-97	H		8D ²	1000	8D-AGMX	8D-XHD		8D-MHD		
	2018-03	H	10.3L	4D ²	700	4D-AGMX	4D-XHD				
	2018-03	H	12.0L	4D ²	700	4D-AGMX	4D-XHD				
	2018-03	H	12.5L	4D ²	700	4D-AGMX	4D-XHD				
	2018-03	H		8D ²	1000	8D-AGMX	8D-XHD		8D-MHD		
	2011-04	H		8D ²	1000	8D-AGMX	8D-XHD		8D-MHD		
	2011-03	H, P	12.7L	4D ²	700	4D-AGMX	4D-XHD				
	2011-03	H, P		8D ²	1000	8D-AGMX	8D-XHD		8D-MHD		
	2018-03	H, S	14.9L	4D ²	700	4D-AGMX	4D-XHD				
	2011-03	H, S		8D ²	1000	8D-AGMX	8D-XHD		8D-MHD		
	2022-13	Highland		8D ²	1000	8D-AGMX	8D-XHD		8D-MHD		
	2021-13	Highland	All	4D ²	700	4D-AGMX	4D-XHD				
	2007-97	Highland	10.8L	4D ²	700	4D-AGMX	4D-XHD				
	2007-97	Highland		8D ²	1000	8D-AGMX	8D-XHD		8D-MHD		
	2000	Highland	14.0L	4D ²	700	4D-AGMX	4D-XHD				
	2000	Highland		8D ²	1000	8D-AGMX	8D-XHD		8D-MHD		
1998-97	Highland	14.0L	4D ²	700	4D-AGMX	4D-XHD					
1998-97	Highland		8D ²	1000	8D-AGMX	8D-XHD		8D-MHD			
1998-97	Highland, S	10.0L	4D ²	700	4D-AGMX	4D-XHD					
1998-97	Highland, S		8D ²	1000	8D-AGMX	8D-XHD		8D-MHD			
Lawn & Garden Césped y Jardín Jardin et Pelouse	2005	J Series	15.8L	4D ²	700	4D-AGMX	4D-XHD				
	2005	J Series		8D ²	1000	8D-AGMX	8D-XHD		8D-MHD		
	2011-10	MPT	8.3L	4D ²	700	4D-AGMX	4D-XHD				
	2011-10	MPT		8D ²	1000	8D-AGMX	8D-XHD		8D-MHD		
	2008-00	MPT	8.3L	4D ²	700	4D-AGMX	4D-XHD				
	2008-00	MPT		8D ²	1000	8D-AGMX	8D-XHD		8D-MHD		
	1997	NL	10.0L	4D ²	700	4D-AGMX	4D-XHD				
	1997	NL	8.5L	4D ²	700	4D-AGMX	4D-XHD				
	1997	NL		8D ²	1000	8D-AGMX	8D-XHD		8D-MHD		
	2011-06	P	12.5L	4D ²	700	4D-AGMX	4D-XHD				
	2011-06	P		8D ²	1000	8D-AGMX	8D-XHD		8D-MHD		
Reference Referencia Référence	2006-02	P	12.0L	4D ²	700	4D-AGMX	4D-XHD				
	2006-02	P		8D ²	1000	8D-AGMX	8D-XHD		8D-MHD		
	2002-97	P	14.0L	4D ²	700	4D-AGMX	4D-XHD				
	2002-97	P		8D ²	1000	8D-AGMX	8D-XHD		8D-MHD		
	2000	P	8.3L	4D ²	700	4D-AGMX	4D-XHD				
	2000	P		8D ²	1000	8D-AGMX	8D-XHD		8D-MHD		
	1997	P	11.1L	4D ²	700	4D-AGMX	4D-XHD				
	1997	P		8D ²	1000	8D-AGMX	8D-XHD		8D-MHD		
	2022-12	S	All	4D ²	700	4D-AGMX	4D-XHD				

Year	Model	Options	Group Size	Rating (CCA)	AGM	XHD/MHD	ECL	Alternate 1	Alternate 2
Oshkosh Motor Truck Co. • Medium/Heavy Truck (continued)									
2022-12	S		8D ²	1000	8D-AGMX	8D-XHD		8D-MHD	
2011-97	S	10.8L	4D ²	700	4D-AGMX	4D-XHD			
2011-97	S		8D ²	1000	8D-AGMX	8D-XHD		8D-MHD	
2009-04	S	12.5L	4D ²	700	4D-AGMX	4D-XHD			
2009-04	S		8D ²	1000	8D-AGMX	8D-XHD		8D-MHD	
2007-04	S	11.1L	4D ²	700	4D-AGMX	4D-XHD			
2007-04	S		8D ²	1000	8D-AGMX	8D-XHD		8D-MHD	
2004-97	S	10.3L	4D ²	700	4D-AGMX	4D-XHD			
2004-97	S	12.0L	4D ²	700	4D-AGMX	4D-XHD			
2004-97	S		8D ²	1000	8D-AGMX	8D-XHD		8D-MHD	
2003	S	11.9L	4D ²	700	4D-AGMX	4D-XHD			
2003	S		8D ²	1000	8D-AGMX	8D-XHD		8D-MHD	
2001	S	10.0L	4D ²	700	4D-AGMX	4D-XHD			
2001	S		8D ²	1000	8D-AGMX	8D-XHD		8D-MHD	
2000-97	S	10.5L	4D ²	700	4D-AGMX	4D-XHD			
2000-97	S		8D ²	1000	8D-AGMX	8D-XHD		8D-MHD	
1999-97	S		4D ²	700	4D-AGMX	4D-XHD			
1999-97	S		8D ²	1000	8D-AGMX	8D-XHD		8D-MHD	
1999	S	11.9L	4D ²	700	4D-AGMX	4D-XHD			
1999	S		8D ²	1000	8D-AGMX	8D-XHD		8D-MHD	
2010	T	15.8L	4D ²	700	4D-AGMX	4D-XHD			
2010	T		8D ²	1000	8D-AGMX	8D-XHD		8D-MHD	
2002-99	T	12.1L	4D ²	700	4D-AGMX	4D-XHD			
2002-99	T		8D ²	1000	8D-AGMX	8D-XHD		8D-MHD	
Ottawa • Medium/Heavy Truck									
2004-98	YT30	7.6L	31T ⁵⁰	750	31-AGM7	31-MHD		31-LHD	31-XHD
2004-98	YT30	8.3L	31T ⁵⁰	750	31-AGM7	31-MHD		31-LHD	31-XHD
1999-98	YT30	6.6L	31T ⁵⁰	750	31-AGM7	31-MHD		31-LHD	31-XHD
1998	YT30	14.0L	31T ⁵⁰	750	31-AGM7	31-MHD		31-LHD	31-XHD
2005-98	YT30, YT50, YT60T	5.9L	31T ⁵⁰	750	31-AGM7	31-MHD		31-LHD	31-XHD
2005-00	YT30, YT60T	7.2L	31T ⁵⁰	750	31-AGM7	31-MHD		31-LHD	31-XHD
2005-02	YT50	7.2L	31T ⁵⁰	750	31-AGM7	31-MHD		31-LHD	31-XHD
2003-02	YT50	7.6L	31T ⁵⁰	750	31-AGM7	31-MHD		31-LHD	31-XHD
1998	YT50	6.6L	31T ⁵⁰	750	31-AGM7	31-MHD		31-LHD	31-XHD
1999-98	YT50 ROLOC	14.0L	31T ⁵⁰	750	31-AGM7	31-MHD		31-LHD	31-XHD
1998	YT50 ROLOC	10.0L	31T ⁵⁰	750	31-AGM7	31-MHD		31-LHD	31-XHD
1998	YT50 ROLOC	8.3L	31T ⁵⁰	750	31-AGM7	31-MHD		31-LHD	31-XHD
2003-98	YT50, YT60T	8.3L	31T ⁵⁰	750	31-AGM7	31-MHD		31-LHD	31-XHD
2000	YT50, YT60T	7.6L	31T ⁵⁰	750	31-AGM7	31-MHD		31-LHD	31-XHD
1999	YT50, YT60T	14.0L	31T ⁵⁰	750	31-AGM7	31-MHD		31-LHD	31-XHD
1998	YT50, YT60T	7.6L	31T ⁵⁰	750	31-AGM7	31-MHD		31-LHD	31-XHD
2004-02	YT60T	7.6L	31T ⁵⁰	750	31-AGM7	31-MHD		31-LHD	31-XHD
1999	YT60T	6.6L	31T ⁵⁰	750	31-AGM7	31-MHD		31-LHD	31-XHD
Peterbilt • Class 8 Truck									
1983-81	300		31T ⁴	625	31-AGM7	31-MHD	31-ECL	31-LHD	31-VHD
1983-81	300		31T ⁴	925	31-AGM7	31-MHD		31-HD	31-XHD
1983-81	300		4 ⁴	940		4-XHD			
1996-83	320		31T ⁴	625	31-AGM7	31-MHD	31-ECL	31-LHD	31-VHD
1996-83	320		31T ⁴	925	31-AGM7	31-MHD		31-HD	31-XHD
1996-83	320		4 ⁴	940		4-XHD			
2021-08	325	6.7L	31T ⁴	650	31-AGM7	31-MHD	31-ECL	31-LHD	31-VHD
1996-94	377		31T ⁴	625	31-AGM7	31-MHD	31-ECL	31-LHD	31-VHD
1996-94	377		31T ⁴	925	31-AGM7	31-MHD		31-HD	31-XHD
1996-94	377		4 ⁴	940		4-XHD			
1992	200-33		31T ⁴	625	31-AGM7	31-MHD	31-ECL	31-LHD	31-VHD
1992	200-33		31T ⁴	925	31-AGM7	31-MHD		31-HD	31-XHD
1992	200-33		4 ⁴	940		4-XHD			
1982-81	240, 247		31T ⁴	625	31-AGM7	31-MHD	31-ECL	31-LHD	31-VHD
1982-81	240, 247		31T ⁴	925	31-AGM7	31-MHD		31-HD	31-XHD
1982-81	240, 247		4 ⁴	940		4-XHD			
1996-81	357, 362, 378		31T ⁴	625	31-AGM7	31-MHD	31-ECL	31-LHD	31-VHD
1996-81	357, 362, 378		31T ⁴	925	31-AGM7	31-MHD		31-HD	31-XHD
1996-81	357, 362, 378		4 ⁴	940		4-XHD			
1996-82	377 A/E, 379		31T ⁴	625	31-AGM7	31-MHD	31-ECL	31-LHD	31-VHD
1996-82	377 A/E, 379		31T ⁴	925	31-AGM7	31-MHD		31-HD	31-XHD
1996-82	377 A/E, 379		4 ⁴	940		4-XHD			
1996-95	On Highway Conventional		31T ⁴	625	31-AGM7	31-MHD	31-ECL	31-LHD	31-VHD
1996-95	On Highway Conventional		31T ⁴	925	31-AGM7	31-MHD		31-HD	31-XHD
1996-95	On Highway Conventional		4 ⁴	940		4-XHD			

Automotive & Light Truck
Automotrices y Camiones
Livianos
Automobile et Camionnette

Heavy-Duty Truck
Camiones Para Servicio Pesado
Poids Lourds

Agriculture
Agrícola
Agriculture

Industrial
Industrial
Industrial

Lawn & Garden
Césped y Jardín
Jardin et Pelouse

Powersports
Vehículos Deportivos
Sports Motorises

Reference
Referencia
Référence

	Year	Model	Options	Group Size	Rating (CCA)	AGM	XHD/MHD	ECL	Alternate 1	Alternate 2	
Automotive & Light Truck Automotrices y Camiones Livianos Automobile et Camionnette	Peterbilt • Medium/Heavy Truck										
	2000-98	200	5.9L	31T ⁴	625	31-AGM7	31-MHD	31-ECL	31-LHD	31-VHD	
	2000-98	200		31T ⁴	925	31-AGM7	31-MHD		31-HD	31-XHD	
	2000-98	200		4 ⁴	940		4-XHD				
	2000-93	200	8.3L	31T ⁴	625	31-AGM7	31-MHD	31-ECL	31-LHD	31-VHD	
	2000-93	200		31T ⁴	925	31-AGM7	31-MHD		31-HD	31-XHD	
	2000-93	200		4 ⁴	940		4-XHD				
	1996-93	200	5.9L	31T ⁴	625	31-AGM7	31-MHD	31-ECL	31-LHD	31-VHD	
	1996-93	200		31T ⁴	925	31-AGM7	31-MHD		31-HD	31-XHD	
	1996-93	200		4 ⁴	940		4-XHD				
Heavy-Duty Truck Camiones Para Servicio Pesado Poids Lourds	2023-13	220	6.7L	31T ⁴	650	31-AGM7	31-MHD	31-ECL	31-LHD	31-VHD	
	2010	220	6.7L	31T ⁴	650	31-AGM7	31-MHD	31-ECL	31-LHD	31-VHD	
	2007	220	5.9L	31T ⁴	650	31-AGM7	31-MHD	31-ECL	31-LHD	31-VHD	
	1994-87	224	8.3L	31T ⁴	625	31-AGM7	31-MHD	31-ECL	31-LHD	31-VHD	
	1994-87	224		31T ⁴	925	31-AGM7	31-MHD		31-HD	31-XHD	
	1994-87	224		4 ⁴	940		4-XHD				
	1994-90	227	8.3L	31T ⁴	625	31-AGM7	31-MHD	31-ECL	31-LHD	31-VHD	
	1994-90	227		31T ⁴	925	31-AGM7	31-MHD		31-HD	31-XHD	
	1994-90	227		4 ⁴	940		4-XHD				
	2023-22	258	6.7L	31T ²	625	31-AGM7	31-MHD	31-ECL	31-LHD	31-VHD	
Agriculture Agrícola Agriculture	2021-06	258	7.7L	31T ²	625	31-AGM7	31-MHD	31-ECL	31-LHD	31-VHD	
	1994-88	265	8.3L	31T ⁴	625	31-AGM7	31-MHD	31-ECL	31-LHD	31-VHD	
	1994-88	265		31T ⁴	925	31-AGM7	31-MHD		31-HD	31-XHD	
	1994-88	265		4 ⁴	940		4-XHD				
	2023-22	268	6.7L								
	2021-06	268	7.7L	31T ²	625	31-AGM7	31-MHD	31-ECL	31-LHD	31-VHD	
	2003-01	270	5.9L	31T ⁴	650	31-AGM7	31-MHD	31-ECL	31-LHD	31-VHD	
	2011-98	320	10.8L	31T ⁴	650	31-AGM7	31-MHD	31-ECL	31-LHD	31-VHD	
	2009-08	320	12.5L	31T ⁴	650	31-AGM7	31-MHD	31-ECL	31-LHD	31-VHD	
	2007-98	320	7.2L	31T ⁴	650	31-AGM7	31-MHD	31-ECL	31-LHD	31-VHD	
Industrial Industrial Industriel	2004-00	320	10.3L	31T ⁴	650	31-AGM7	31-MHD	31-ECL	31-LHD	31-VHD	
	2001	320	14.0L	31T ⁴	650	31-AGM7	31-MHD	31-ECL	31-LHD	31-VHD	
	2023-08	325	6.7L	31T ⁴	650	31-AGM7	31-MHD	31-ECL	31-LHD	31-VHD	
	2022-07	330	6.7L	31T ⁴	650	31-AGM7	31-MHD	31-ECL	31-LHD	31-VHD	
	2022-07	330	7.2L	31T ⁴	650	31-AGM7	31-MHD	31-ECL	31-LHD	31-VHD	
	2022-07	330	8.3L	31T ⁴	650	31-AGM7	31-MHD	31-ECL	31-LHD	31-VHD	
	2005-98	330	7.2L	31T ⁴	650	31-AGM7	31-MHD	31-ECL	31-LHD	31-VHD	
	2005-98	330	8.3L	31T ⁴	650	31-AGM7	31-MHD	31-ECL	31-LHD	31-VHD	
	2003-98	330	6.6L	31T ⁴	650	31-AGM7	31-MHD	31-ECL	31-LHD	31-VHD	
	2002-00	330	10.8L	31T ⁴	650	31-AGM7	31-MHD	31-ECL	31-LHD	31-VHD	
Lawn & Garden Césped y Jardín Jardin et Pelouse	2002-00	330	14.0L	31T ⁴	650	31-AGM7	31-MHD	31-ECL	31-LHD	31-VHD	
	1997-96	330	7.2L	31T ⁴	625	31-AGM7	31-MHD	31-ECL	31-LHD	31-VHD	
	1997-96	330		31T ⁴	925	31-AGM7	31-MHD		31-HD	31-XHD	
	1997-96	330		4 ⁴	940		4-XHD				
	1997-95	330	8.3L	31T ⁴	625	31-AGM7	31-MHD	31-ECL	31-LHD	31-VHD	
	1997-95	330		31T ⁴	925	31-AGM7	31-MHD		31-HD	31-XHD	
	1997-95	330		4 ⁴	940		4-XHD				
	1997	330	6.6L	31T ⁴	625	31-AGM7	31-MHD	31-ECL	31-LHD	31-VHD	
	1997	330		31T ⁴	925	31-AGM7	31-MHD		31-HD	31-XHD	
	1997	330		4 ⁴	940		4-XHD				
Powersports Vehículos Deportivos Sports Motorisés	1995	330	6.6L	31T ⁴	625	31-AGM7	31-MHD	31-ECL	31-LHD	31-VHD	
	1995	330		31T ⁴	925	31-AGM7	31-MHD		31-HD	31-XHD	
	1995	330		4 ⁴	940		4-XHD				
	2010-08	335	6.7L	31T ⁴	650	31-AGM7	31-MHD	31-ECL	31-LHD	31-VHD	
	2010-05	335	8.3L	31T ⁴	650	31-AGM7	31-MHD	31-ECL	31-LHD	31-VHD	
	2007-05	335	7.2L	31T ⁴	650	31-AGM7	31-MHD	31-ECL	31-LHD	31-VHD	
	2023-14	337	8.9L	31T ⁴	650	31-AGM7	31-MHD	31-ECL	31-LHD	31-VHD	
	2023-10	337	6.7L	31T ⁴	650	31-AGM7	31-MHD	31-ECL	31-LHD	31-VHD	
	2014-10	337	8.3L	31T ⁴	650	31-AGM7	31-MHD	31-ECL	31-LHD	31-VHD	
	2010-07	340	8.3L	31T ⁴	650	31-AGM7	31-MHD	31-ECL	31-LHD	31-VHD	
Reference Referencia Référence	2023-10	348	6.7L	31T ⁴	650	31-AGM7	31-MHD	31-ECL	31-LHD	31-VHD	
	2023-10	348	8.9L	31T ⁴	650	31-AGM7	31-MHD	31-ECL	31-LHD	31-VHD	
	2014-10	348	8.3L	31T ⁴	650	31-AGM7	31-MHD	31-ECL	31-LHD	31-VHD	
	2008-98	357	10.8L	31T ⁴	650	31-AGM7	31-MHD	31-ECL	31-LHD	31-VHD	
	2008-05	357	12.5L	31T ⁴	650	31-AGM7	31-MHD	31-ECL	31-LHD	31-VHD	
	2007-05	357	8.8L	31T ⁴	650	31-AGM7	31-MHD	31-ECL	31-LHD	31-VHD	
	2007-01	357	15.0L	31T ⁴	650	31-AGM7	31-MHD	31-ECL	31-LHD	31-VHD	
	2007-01	357	8.9L	31T ⁴	650	31-AGM7	31-MHD	31-ECL	31-LHD	31-VHD	
	2004-98	357	10.3L	31T ⁴	650	31-AGM7	31-MHD	31-ECL	31-LHD	31-VHD	
	2004	357	7.2L	31T ⁴	650	31-AGM7	31-MHD	31-ECL	31-LHD	31-VHD	
2001-00	357	5.9L	31T ⁴	650	31-AGM7	31-MHD	31-ECL	31-LHD	31-VHD		
2000	357	10.0L	31T ⁴	650	31-AGM7	31-MHD	31-ECL	31-LHD	31-VHD		
1998	357	7.2L	31T ⁴	650	31-AGM7	31-MHD	31-ECL	31-LHD	31-VHD		

Year	Model	Options	Group Size	Rating (CCA)	AGM	XHD/MHD	ECL	Alternate 1	Alternate 2
Peterbilt • Medium/Heavy Truck (continued)									
2006-05	362	11.1L	31T ⁴	650	31-AGM7	31-MHD	31-ECL	31-LHD	31-VHD
2006-03	362	12.5L	31T ⁴	650	31-AGM7	31-MHD	31-ECL	31-LHD	31-VHD
2004-98	362	12.7L	31T ⁴	650	31-AGM7	31-MHD	31-ECL	31-LHD	31-VHD
2004	362	12.0L	31T ⁴	650	31-AGM7	31-MHD	31-ECL	31-LHD	31-VHD
2003	362	10.8L	31T ⁴	650	31-AGM7	31-MHD	31-ECL	31-LHD	31-VHD
2002-98	362	10.3L	31T ⁴	650	31-AGM7	31-MHD	31-ECL	31-LHD	31-VHD
2002-98	362	12.0L	31T ⁴	650	31-AGM7	31-MHD	31-ECL	31-LHD	31-VHD
1999-98	362	10.8L	31T ⁴	650	31-AGM7	31-MHD	31-ECL	31-LHD	31-VHD
2023-17	365	10.8L	31T ⁴	650	31-AGM7	31-MHD	31-ECL	31-LHD	31-VHD
2023-08	365	8.9L	31T ⁴	650	31-AGM7	31-MHD	31-ECL	31-LHD	31-VHD
2021-11	365	12.9L	31T ⁴	650	31-AGM7	31-MHD	31-ECL	31-LHD	31-VHD
2020-11	365	11.9L	31T ⁴	650	31-AGM7	31-MHD	31-ECL	31-LHD	31-VHD
2011-08	365	14.9L	31T ⁴	650	31-AGM7	31-MHD	31-ECL	31-LHD	31-VHD
2009-08	365	8.8L	31T ⁴	650	31-AGM7	31-MHD	31-ECL	31-LHD	31-VHD
2023-09	367	14.9L	31T ⁴	650	31-AGM7	31-MHD	31-ECL	31-LHD	31-VHD
2022-11	367	12.9L	31T ⁴	650	31-AGM7	31-MHD	31-ECL	31-LHD	31-VHD
2020-11	367	11.9L	31T ⁴	650	31-AGM7	31-MHD	31-ECL	31-LHD	31-VHD
2014-08	367	15.0L	31T ⁴	650	31-AGM7	31-MHD	31-ECL	31-LHD	31-VHD
2011-08	367	12.5L	31T ⁴	650	31-AGM7	31-MHD	31-ECL	31-LHD	31-VHD
2011-08	367	14.6L	31T ⁴	650	31-AGM7	31-MHD	31-ECL	31-LHD	31-VHD
2011-08	367	15.8L	31T ⁴	650	31-AGM7	31-MHD	31-ECL	31-LHD	31-VHD
1999	376	14.0L	31T ⁴	650	31-AGM7	31-MHD	31-ECL	31-LHD	31-VHD
1999	376	14.6L	31T ⁴	650	31-AGM7	31-MHD	31-ECL	31-LHD	31-VHD
2001-98	377	10.3L	31T ⁴	650	31-AGM7	31-MHD	31-ECL	31-LHD	31-VHD
2001-98	377	10.8L	31T ⁴	650	31-AGM7	31-MHD	31-ECL	31-LHD	31-VHD
2001-98	377	12.0L	31T ⁴	650	31-AGM7	31-MHD	31-ECL	31-LHD	31-VHD
2001-98	377	12.7L	31T ⁴	650	31-AGM7	31-MHD	31-ECL	31-LHD	31-VHD
2001-98	377	14.0L	31T ⁴	650	31-AGM7	31-MHD	31-ECL	31-LHD	31-VHD
2000	377	15.0L	31T ⁴	650	31-AGM7	31-MHD	31-ECL	31-LHD	31-VHD
1998	377	15.0L	31T ⁴	650	31-AGM7	31-MHD	31-ECL	31-LHD	31-VHD
2007-98	378	15.0L	31T ⁴	650	31-AGM7	31-MHD	31-ECL	31-LHD	31-VHD
2007-03	378	11.1L	31T ⁴	650	31-AGM7	31-MHD	31-ECL	31-LHD	31-VHD
2005-98	378	12.7L	31T ⁴	650	31-AGM7	31-MHD	31-ECL	31-LHD	31-VHD
2000-98	378	5.9L	31T ⁴	650	31-AGM7	31-MHD	31-ECL	31-LHD	31-VHD
2000	378	8.3L	31T ⁴	650	31-AGM7	31-MHD	31-ECL	31-LHD	31-VHD
1999-98	378	10.5L	31T ⁴	650	31-AGM7	31-MHD	31-ECL	31-LHD	31-VHD
1999	378	7.2L	31T ⁴	650	31-AGM7	31-MHD	31-ECL	31-LHD	31-VHD
2008-98	379	15.0L	31T ⁴	650	31-AGM7	31-MHD	31-ECL	31-LHD	31-VHD
2007-98	379	14.9L	31T ⁴	650	31-AGM7	31-MHD	31-ECL	31-LHD	31-VHD
2007-04	379	11.1L	31T ⁴	650	31-AGM7	31-MHD	31-ECL	31-LHD	31-VHD
2007-00	379	15.8L	31T ⁴	650	31-AGM7	31-MHD	31-ECL	31-LHD	31-VHD
2007-	379	14.6L	31T ⁴	650	31-AGM7	31-MHD	31-ECL	31-LHD	31-VHD
2003-98	379	12.7L	31T ⁴	650	31-AGM7	31-MHD	31-ECL	31-LHD	31-VHD
2003	379	8.5L	31T ⁴	650	31-AGM7	31-MHD	31-ECL	31-LHD	31-VHD
2002-99	379	5.9L	31T ⁴	650	31-AGM7	31-MHD	31-ECL	31-LHD	31-VHD
2002-98	379	14.0L	31T ⁴	650	31-AGM7	31-MHD	31-ECL	31-LHD	31-VHD
2001	379	18.8L	31T ⁴	650	31-AGM7	31-MHD	31-ECL	31-LHD	31-VHD
2000-99	379	7.2L	31T ⁴	650	31-AGM7	31-MHD	31-ECL	31-LHD	31-VHD
1999	379	10.5L	31T ⁴	650	31-AGM7	31-MHD	31-ECL	31-LHD	31-VHD
2017-11	382	8.9L	31T ⁴	650	31-AGM7	31-MHD	31-ECL	31-LHD	31-VHD
2015-11	384	15.0L	31T ⁴	650	31-AGM7	31-MHD	31-ECL	31-LHD	31-VHD
2015-10	384	8.9L	31T ⁴	650	31-AGM7	31-MHD	31-ECL	31-LHD	31-VHD
2012-08	384	10.8L	31T ⁴	650	31-AGM7	31-MHD	31-ECL	31-LHD	31-VHD
2007-05	385	12.5L	31T ⁴	650	31-AGM7	31-MHD	31-ECL	31-LHD	31-VHD
2005-98	385	10.3L	31T ⁴	650	31-AGM7	31-MHD	31-ECL	31-LHD	31-VHD
2003-01	385	12.7L	31T ⁴	650	31-AGM7	31-MHD	31-ECL	31-LHD	31-VHD
2002-01	385	14.0L	31T ⁴	650	31-AGM7	31-MHD	31-ECL	31-LHD	31-VHD
2001-00	385	8.3L	31T ⁴	650	31-AGM7	31-MHD	31-ECL	31-LHD	31-VHD
1998	385	8.3L	31T ⁴	650	31-AGM7	31-MHD	31-ECL	31-LHD	31-VHD
2015-07	386	15.0L	31T ⁴	650	31-AGM7	31-MHD	31-ECL	31-LHD	31-VHD
2014-11	386	11.9L	31T ⁴	650	31-AGM7	31-MHD	31-ECL	31-LHD	31-VHD
2012-06	386	12.5L	31T ⁴	650	31-AGM7	31-MHD	31-ECL	31-LHD	31-VHD
2011-05	387	12.5L	31T ⁴	650	31-AGM7	31-MHD	31-ECL	31-LHD	31-VHD
2011-00	387	14.6L	31T ⁴	650	31-AGM7	31-MHD	31-ECL	31-LHD	31-VHD
2011-00	387	15.0L	31T ⁴	650	31-AGM7	31-MHD	31-ECL	31-LHD	31-VHD
2011-00	387	15.8L	31T ⁴	650	31-AGM7	31-MHD	31-ECL	31-LHD	31-VHD
2011	387	12.9L	31T ⁴	650	31-AGM7	31-MHD	31-ECL	31-LHD	31-VHD
2005	387	11.1L	31T ⁴	650	31-AGM7	31-MHD	31-ECL	31-LHD	31-VHD
2004-00	387	12.0L	31T ⁴	650	31-AGM7	31-MHD	31-ECL	31-LHD	31-VHD
2003-00	387	10.8L	31T ⁴	650	31-AGM7	31-MHD	31-ECL	31-LHD	31-VHD
2003	387	11.1L	31T ⁴	650	31-AGM7	31-MHD	31-ECL	31-LHD	31-VHD
2002-00	387	7.2L	31T ⁴	650	31-AGM7	31-MHD	31-ECL	31-LHD	31-VHD

Automotive & Light Truck
Automotrices y Camiones
Livianos
Automobile et Camionnette

Heavy-Duty Truck
Camiones Para Servicio Pesado
Poids Lourds

Agriculture
Agrícola
Agriculture

Industrial
Industrial
Industrial

Lawn & Garden
Césped y Jardín
Jardin et Pelouse

Powersports
Vehículos Deportivos
Sports Motorises

Reference
Referencia
Référence

	Year	Model	Options	Group Size	Rating (CCA)	AGM	XHD/MHD	ECL	Alternate 1	Alternate 2	
Automotive & Light Truck Automotrices y Camiones Livianos Automobile et Camionnette	Peterbilt • Medium/Heavy Truck (continued)										
	2002	387	14.0L	31T ⁴	650	31-AGM7	31-MHD	31-ECL	31-LHD	31-VHD	
	2001	387	3.5L	31T ⁴	650	31-AGM7	31-MHD	31-ECL	31-LHD	31-VHD	
	2001	387	7.0L	31T ⁴	650	31-AGM7	31-MHD	31-ECL	31-LHD	31-VHD	
	2009	388	12.7L	31T ⁴	650	31-AGM7	31-MHD	31-ECL	31-LHD	31-VHD	
	2023-17	389	14.9L	31T ⁴	650	31-AGM7	31-MHD	31-ECL	31-LHD	31-VHD	
	2023-12	389	12.9L	31T ⁴	650	31-AGM7	31-MHD	31-ECL	31-LHD	31-VHD	
	2021-15	389	11.9L	31T ⁴	650	31-AGM7	31-MHD	31-ECL	31-LHD	31-VHD	
	2010	389	12.7L	31T ⁴	650	31-AGM7	31-MHD	31-ECL	31-LHD	31-VHD	
	2023-17	520	10.8L	31T ^{3,33}	660	31-AGM7			31-AGMX	31-AGM5	
Heavy-Duty Truck Camiones Para Servicio Pesado Poids Lourds	2023-17	520	8.9L	31T ^{3,33}	660	31-AGM7			31-AGMX	31-AGM5	
	2022-17	520	11.9L	31T ^{3,33}	660	31-AGM7			31-AGMX	31-AGM5	
	2023-22	536	6.7L	31T ^{3,33}	660	31-AGM7			31-AGMX	31-AGM5	
	2023	537	6.7L	31T ^{3,33}	650	31-AGM7			31-AGMX	31-AGM5	
	2022	537	8.9L	31T ^{3,33}	650	31-AGM7			31-AGMX	31-AGM5	
	2023-22	548	8.9L	31T ^{3,33}	650	31-AGM7			31-AGMX	31-AGM5	
	2023-14	567	12.9L	31T ⁴	650	31-AGM7	31-MHD	31-ECL	31-LHD	31-VHD	
	2022-15	567	8.9L	31T ⁴	650	31-AGM7	31-MHD	31-ECL	31-LHD	31-VHD	
	2022-14	567	14.9L	31T ⁴	650	31-AGM7	31-MHD	31-ECL	31-LHD	31-VHD	
	2023-13	579	12.9L	31T ⁴	650	31-AGM7	31-MHD	31-ECL	31-LHD	31-VHD	
Agriculture Agrícola Agriculture	2023-13	579	14.9L	31T ⁴	650	31-AGM7	31-MHD	31-ECL	31-LHD	31-VHD	
	2022-16	579	8.9L	31T ⁴	650	31-AGM7	31-MHD	31-ECL	31-LHD	31-VHD	
	2018-11	587	12.7L	31T ⁴	650	31-AGM7	31-MHD	31-ECL	31-LHD	31-VHD	
	2018-11	587	14.9L	31T ⁴	650	31-AGM7	31-MHD	31-ECL	31-LHD	31-VHD	
	2015-08	210, 330	6.7L	31T ⁴	650	31-AGM7	31-MHD	31-ECL	31-LHD	31-VHD	
	2007-98	320, 357	8.3L	31T ⁴	650	31-AGM7	31-MHD	31-ECL	31-LHD	31-VHD	
	1997	320, 357, 362, 377, 378, 379, 385	10.8L	31T ⁴	625	31-AGM7	31-MHD	31-ECL	31-LHD	31-VHD	
	1997	320, 357, 362, 377, 378, 379, 385		31T ⁴	925	31-AGM7	31-MHD		31-HD	31-XHD	
	1997	320, 357, 362, 377, 378, 379, 385		4 ⁴	940		4-XHD				
	1997	320, 357, 378, 379, 385	10.5L	31T ⁴	625	31-AGM7	31-MHD	31-ECL	31-LHD	31-VHD	
Industrial Industrial Industriel	1997	320, 357, 378, 379, 385	8.3L	31T ⁴	625	31-AGM7	31-MHD	31-ECL	31-LHD	31-VHD	
	1997	320, 357, 378, 379, 385		31T ⁴	925	31-AGM7	31-MHD		31-HD	31-XHD	
	1997	320, 357, 378, 379, 385		4 ⁴	940		4-XHD				
	1998	320, 357, 378, 385	10.0L	31T ⁴	650	31-AGM7	31-MHD	31-ECL	31-LHD	31-VHD	
	1997	320, 357, 378, 385	10.0L	31T ⁴	625	31-AGM7	31-MHD	31-ECL	31-LHD	31-VHD	
	1997	320, 357, 378, 385		31T ⁴	925	31-AGM7	31-MHD		31-HD	31-XHD	
	1997	320, 357, 378, 385		4 ⁴	940		4-XHD				
	2007-05	320, 357, 385	11.1L	31T ⁴	650	31-AGM7	31-MHD	31-ECL	31-LHD	31-VHD	
	2000-98	320, 357, 385	10.5L	31T ⁴	650	31-AGM7	31-MHD	31-ECL	31-LHD	31-VHD	
	2017-08	320, 365	8.9L	31T ⁴	650	31-AGM7	31-MHD	31-ECL	31-LHD	31-VHD	
Lawn & Garden Césped y Jardín Jardin et Pelouse	2011	320, 365	15.0L	31T ⁴	650	31-AGM7	31-MHD	31-ECL	31-LHD	31-VHD	
	2017-11	320, 365, 367	11.9L	31T ⁴	650	31-AGM7	31-MHD	31-ECL	31-LHD	31-VHD	
	1997	320, 379	7.2L	31T ⁴	625	31-AGM7	31-MHD	31-ECL	31-LHD	31-VHD	
	1997	320, 379		31T ⁴	925	31-AGM7	31-MHD		31-HD	31-XHD	
	1997	320, 379		4 ⁴	940		4-XHD				
	2007	330, 340	7.2L	31T ⁴	650	31-AGM7	31-MHD	31-ECL	31-LHD	31-VHD	
	1997	330, 357, 362, 377, 378, 379	14.6L	31T ⁴	625	31-AGM7	31-MHD	31-ECL	31-LHD	31-VHD	
	1997	330, 357, 362, 377, 378, 379		31T ⁴	925	31-AGM7	31-MHD		31-HD	31-XHD	
	1997	330, 357, 362, 377, 378, 379		4 ⁴	940		4-XHD				
	2000	330, 379	8.5L	31T ⁴	650	31-AGM7	31-MHD	31-ECL	31-LHD	31-VHD	
Powersports Vehículos Deportivos Sports Motorisés	1997	357, 362, 372, 377, 378, 379	14.0L	31T ⁴	625	31-AGM7	31-MHD	31-ECL	31-LHD	31-VHD	
	1997	357, 362, 372, 377, 378, 379		31T ⁴	925	31-AGM7	31-MHD		31-HD	31-XHD	
	1997	357, 362, 372, 377, 378, 379		4 ⁴	940		4-XHD				
	1999-98	357, 362, 377, 378	14.6L	31T ⁴	650	31-AGM7	31-MHD	31-ECL	31-LHD	31-VHD	
	1997	357, 362, 377, 378, 379	12.7L	31T ⁴	625	31-AGM7	31-MHD	31-ECL	31-LHD	31-VHD	
	1997	357, 362, 377, 378, 379		31T ⁴	925	31-AGM7	31-MHD		31-HD	31-XHD	
	1997	357, 362, 377, 378, 379		4 ⁴	940		4-XHD				
	1997	357, 362, 377, 378, 379, 385	10.3L	31T ⁴	625	31-AGM7	31-MHD	31-ECL	31-LHD	31-VHD	
	1997	357, 362, 377, 378, 379, 385	12.0L	31T ⁴	625	31-AGM7	31-MHD	31-ECL	31-LHD	31-VHD	
	1997	357, 362, 377, 378, 379, 385		31T ⁴	925	31-AGM7	31-MHD		31-HD	31-XHD	
Reference Referencia Référence	1997	357, 362, 377, 378, 379, 385		4 ⁴	940		4-XHD				
	2002-98	357, 362, 378, 379	14.0L	31T ⁴	650	31-AGM7	31-MHD	31-ECL	31-LHD	31-VHD	
	2004-98	357, 378, 379, 385	12.0L	31T ⁴	650	31-AGM7	31-MHD	31-ECL	31-LHD	31-VHD	
	2003-98	357, 379	12.7L	31T ⁴	650	31-AGM7	31-MHD	31-ECL	31-LHD	31-VHD	
	2003	357, 385, 387	12.5L	31T ⁴	650	31-AGM7	31-MHD	31-ECL	31-LHD	31-VHD	
	2011-08	365, 367, 384, 388	12.5L	31T ⁴	650	31-AGM7	31-MHD	31-ECL	31-LHD	31-VHD	
	2011-08	365, 367, 386, 388	10.8L	31T ⁴	650	31-AGM7	31-MHD	31-ECL	31-LHD	31-VHD	
	2013	365, 386	10.8L	31T ⁴	650	31-AGM7	31-MHD	31-ECL	31-LHD	31-VHD	
	2016	365, 579	10.8L	31T ⁴	650	31-AGM7	31-MHD	31-ECL	31-LHD	31-VHD	
	2017-11	365, 587	12.9L	31T ⁴	650	31-AGM7	31-MHD	31-ECL	31-LHD	31-VHD	
1999	377, 379		31T ⁴	650	31-AGM7	31-MHD	31-ECL	31-LHD	31-VHD		
2007-03	378, 379	12.5L	31T ⁴	650	31-AGM7	31-MHD	31-ECL	31-LHD	31-VHD		
2003-98	378, 379	10.3L	31T ⁴	650	31-AGM7	31-MHD	31-ECL	31-LHD	31-VHD		

Year	Model	Options	Group Size	Rating (CCA)	AGM	XHD/MHD	ECL	Alternate 1	Alternate 2
Peterbilt • Medium/Heavy Truck (continued)									
2007-98	378, 379, 385	10.8L	31T ⁴	650	31-AGM7	31-MHD	31-ECL	31-LHD	31-VHD
2002	378, 387	5.9L	31T ⁴	650	31-AGM7	31-MHD	31-ECL	31-LHD	31-VHD
2015-11	384, 386, 388	12.9L	31T ⁴	650	31-AGM7	31-MHD	31-ECL	31-LHD	31-VHD
2015-11	384, 388	11.9L	31T ⁴	650	31-AGM7	31-MHD	31-ECL	31-LHD	31-VHD
2015-08	388, 389	15.0L	31T ⁴	650	31-AGM7	31-MHD	31-ECL	31-LHD	31-VHD
2022-16	567, 579	10.8L	31T ⁴	650	31-AGM7	31-MHD	31-ECL	31-LHD	31-VHD
2022-14	567, 579	11.9L	31T ⁴	650	31-AGM7	31-MHD	31-ECL	31-LHD	31-VHD
Pierce Mfg. Inc. • Medium/Heavy Truck									
2014	Arrow XT	11.9L	4D ²	700	4D-AGMX	4D-XHD			
2014	Arrow XT		8D ²	1000	8D-AGMX	8D-XHD		8D-MHD	
2011-09	Arrow XT	10.8L	4D ²	700	4D-AGMX	4D-XHD			
2011-09	Arrow XT	12.5L	4D ²	700	4D-AGMX	4D-XHD			
2011-09	Arrow XT	8.9L	4D ²	700	4D-AGMX	4D-XHD			
2011-09	Arrow XT		8D ²	1000	8D-AGMX	8D-XHD		8D-MHD	
2007-04	Arrow XT	12.7L	4D ²	700	4D-AGMX	4D-XHD			
2007-04	Arrow XT		8D ²	1000	8D-AGMX	8D-XHD		8D-MHD	
2005	Arrow XT	12.0L	4D ²	700	4D-AGMX	4D-XHD			
2005	Arrow XT		8D ²	1000	8D-AGMX	8D-XHD		8D-MHD	
2005-04	Arrow XT, Dash	12.5L	4D ²	700	4D-AGMX	4D-XHD			
2005-04	Arrow XT, Dash		8D ²	1000	8D-AGMX	8D-XHD		8D-MHD	
2004	Arrow XT, Enclosed Cab	8.9L	4D ²	700	4D-AGMX	4D-XHD			
2004	Arrow XT, Enclosed Cab		8D ²	1000	8D-AGMX	8D-XHD		8D-MHD	
2014-13	Arrow XT, Impel, Saber, Velocity	8.9L	4D ²	700	4D-AGMX	4D-XHD			
2014-13	Arrow XT, Impel, Saber, Velocity		8D ²	1000	8D-AGMX	8D-XHD		8D-MHD	
2011-05	Arrow XT, Quantum	14.0L	4D ²	700	4D-AGMX	4D-XHD			
2011-05	Arrow XT, Quantum		8D ²	1000	8D-AGMX	8D-XHD		8D-MHD	
2014-13	Arrow XT, Quantum, Velocity	12.8L	4D ²	700	4D-AGMX	4D-XHD			
2014-13	Arrow XT, Quantum, Velocity		8D ²	1000	8D-AGMX	8D-XHD		8D-MHD	
2011	Arrow XT, Quantum, Velocity	12.8L	4D ²	700	4D-AGMX	4D-XHD			
2011	Arrow XT, Quantum, Velocity		8D ²	1000	8D-AGMX	8D-XHD		8D-MHD	
2013	Arrow XT, Velocity	10.8L	4D ²	700	4D-AGMX	4D-XHD			
2013	Arrow XT, Velocity		8D ²	1000	8D-AGMX	8D-XHD		8D-MHD	
2012-04	Custom	8.9L	4D ²	700	4D-AGMX	4D-XHD			
2012-04	Custom		8D ²	1000	8D-AGMX	8D-XHD		8D-MHD	
2012	Custom	10.8L	4D ²	700	4D-AGMX	4D-XHD			
2012	Custom	11.9L	4D ²	700	4D-AGMX	4D-XHD			
2012	Custom	12.5L	4D ²	700	4D-AGMX	4D-XHD			
2012	Custom	12.8L	4D ²	700	4D-AGMX	4D-XHD			
2012	Custom		8D ²	1000	8D-AGMX	8D-XHD		8D-MHD	
2011-10	Custom	14.0L	4D ²	700	4D-AGMX	4D-XHD			
2011-10	Custom		8D ²	1000	8D-AGMX	8D-XHD		8D-MHD	
2011-05	Custom	8.3L	4D ²	700	4D-AGMX	4D-XHD			
2011-05	Custom		8D ²	1000	8D-AGMX	8D-XHD		8D-MHD	
2007-05	Custom	7.2L	4D ²	700	4D-AGMX	4D-XHD			
2007-05	Custom		8D ²	1000	8D-AGMX	8D-XHD		8D-MHD	
2008-05	Custom, Enforcer	8.8L	4D ²	700	4D-AGMX	4D-XHD			
2008-05	Custom, Enforcer		8D ²	1000	8D-AGMX	8D-XHD		8D-MHD	
2005	Custom, Saber	7.6L	4D ²	700	4D-AGMX	4D-XHD			
2005	Custom, Saber		8D ²	1000	8D-AGMX	8D-XHD		8D-MHD	
2009-04	Dash	10.8L	4D ²	700	4D-AGMX	4D-XHD			
2009-04	Dash		8D ²	1000	8D-AGMX	8D-XHD		8D-MHD	
2008-06	Dash	14.0L	4D ²	700	4D-AGMX	4D-XHD			
2008-06	Dash		8D ²	1000	8D-AGMX	8D-XHD		8D-MHD	
2008-05	Dash	8.9L	4D ²	700	4D-AGMX	4D-XHD			
2008-05	Dash		8D ²	1000	8D-AGMX	8D-XHD		8D-MHD	
2008-04	Dash	12.7L	4D ²	700	4D-AGMX	4D-XHD			
2008-04	Dash		8D ²	1000	8D-AGMX	8D-XHD		8D-MHD	
2005-04	Dash	12.0L	4D ²	700	4D-AGMX	4D-XHD			
2005-04	Dash		8D ²	1000	8D-AGMX	8D-XHD		8D-MHD	
2014	Dash CF	8.9L	4D ²	700	4D-AGMX	4D-XHD			
2014	Dash CF		8D ²	1000	8D-AGMX	8D-XHD		8D-MHD	
2013	Dash CF	12.8L	4D ²	700	4D-AGMX	4D-XHD			
2013	Dash CF		8D ²	1000	8D-AGMX	8D-XHD		8D-MHD	
2022-15	Enclosed Cab	All	4D ²	700	4D-AGMX	4D-XHD			
2022-15	Enclosed Cab		8D ²	1000	8D-AGMX	8D-XHD		8D-MHD	
2004-94	Enclosed Cab	10.8L	4D ²	700	4D-AGMX	4D-XHD			
2004-94	Enclosed Cab		8D ²	1000	8D-AGMX	8D-XHD		8D-MHD	
2004-93	Enclosed Cab	7.6L	4D ²	700	4D-AGMX	4D-XHD			
2004-93	Enclosed Cab		8D ²	1000	8D-AGMX	8D-XHD		8D-MHD	
2004-92	Enclosed Cab	12.7L	4D ²	700	4D-AGMX	4D-XHD			
2004-92	Enclosed Cab		8D ²	1000	8D-AGMX	8D-XHD		8D-MHD	

Automotive & Light Truck
Automotrices y Camiones
Livianos
Automobile et Camionnette

Heavy-Duty Truck
Camiones Para Servicio Pesado
Poids Lourds

Agriculture
Agricultura
Agriculture

Industrial
Industrial
Industrial

Lawn & Garden
Césped y Jardín
Jardin et Pelouse

Powersports
Vehículos Deportivos
Sports Motorisés

Reference
Referencia
Référence

	Year	Model	Options	Group Size	Rating (CCA)	AGM	XHD/MHD	ECL	Alternate 1	Alternate 2	
Automotive & Light Truck Automotrices y Camiones Livianos Automobile et Camionnette	Pierce Mfg. Inc. • Medium/Heavy Truck (continued)										
	2004-90	Enclosed Cab	8.3L	4D ²	700	4D-AGMX	4D-XHD				
	2004-90	Enclosed Cab		8D ²	1000	8D-AGMX	8D-XHD		8D-MHD		
	2004-02	Enclosed Cab	12.0L	4D ²	700	4D-AGMX	4D-XHD				
	2004-02	Enclosed Cab		8D ²	1000	8D-AGMX	8D-XHD		8D-MHD		
	2004	Enclosed Cab	7.2L	4D ²	700	4D-AGMX	4D-XHD				
	2004	Enclosed Cab		8D ²	1000	8D-AGMX	8D-XHD		8D-MHD		
	2003-00	Enclosed Cab	5.2L	4D ²	700	4D-AGMX	4D-XHD				
	2003-00	Enclosed Cab		8D ²	1000	8D-AGMX	8D-XHD		8D-MHD		
	2003	Enclosed Cab	14.0L	4D ²	700	4D-AGMX	4D-XHD				
Heavy-Duty Truck Camiones Para Servicio Pesado Poids Lourd	2003	Enclosed Cab	8.2L	4D ²	700	4D-AGMX	4D-XHD				
	2003	Enclosed Cab		8D ²	1000	8D-AGMX	8D-XHD		8D-MHD		
	2001	Enclosed Cab	12.1L	4D ²	700	4D-AGMX	4D-XHD				
	2001	Enclosed Cab	9.0L	4D ²	700	4D-AGMX	4D-XHD				
	2001	Enclosed Cab		8D ²	1000	8D-AGMX	8D-XHD		8D-MHD		
	2000-93	Enclosed Cab	11.1L	4D ²	700	4D-AGMX	4D-XHD				
	2000-93	Enclosed Cab		8D ²	1000	8D-AGMX	8D-XHD		8D-MHD		
	1999-88	Enclosed Cab	9.0L	4D ²	700	4D-AGMX	4D-XHD				
	1999-88	Enclosed Cab		8D ²	1000	8D-AGMX	8D-XHD		8D-MHD		
	1998-88	Enclosed Cab	12.1L	4D ²	700	4D-AGMX	4D-XHD				
Agriculture Agricultura Agriculture	1998-88	Enclosed Cab		8D ²	1000	8D-AGMX	8D-XHD		8D-MHD		
	1997-94	Enclosed Cab	10.3L	4D ²	700	4D-AGMX	4D-XHD				
	1997-94	Enclosed Cab		8D ²	1000	8D-AGMX	8D-XHD		8D-MHD		
	1994	Enclosed Cab	9.3L	4D ²	700	4D-AGMX	4D-XHD				
	1994	Enclosed Cab		8D ²	1000	8D-AGMX	8D-XHD		8D-MHD		
	1993-88	Enclosed Cab	10.0L	4D ²	700	4D-AGMX	4D-XHD				
	1993-88	Enclosed Cab		8D ²	1000	8D-AGMX	8D-XHD		8D-MHD		
	1993	Enclosed Cab	14.6L	4D ²	700	4D-AGMX	4D-XHD				
	1993	Enclosed Cab		8D ²	1000	8D-AGMX	8D-XHD		8D-MHD		
	1992-88	Enclosed Cab	14.0L	4D ²	700	4D-AGMX	4D-XHD				
Industrial Industrial Industriel	1992-88	Enclosed Cab		8D ²	1000	8D-AGMX	8D-XHD		8D-MHD		
	1992	Enclosed Cab	10.3L	4D ²	700	4D-AGMX	4D-XHD				
	1992	Enclosed Cab		8D ²	1000	8D-AGMX	8D-XHD		8D-MHD		
	1991-89	Enclosed Cab	10.4L	4D ²	700	4D-AGMX	4D-XHD				
	1991-89	Enclosed Cab		8D ²	1000	8D-AGMX	8D-XHD		8D-MHD		
	1991	Enclosed Cab	14.6L	4D ²	700	4D-AGMX	4D-XHD				
	1991	Enclosed Cab		8D ²	1000	8D-AGMX	8D-XHD		8D-MHD		
	1990-88	Enclosed Cab, Open Cab	7.0L	4D ²	700	4D-AGMX	4D-XHD				
	1990-88	Enclosed Cab, Open Cab		8D ²	1000	8D-AGMX	8D-XHD		8D-MHD		
	2005-04	Enforcer	7.6L	4D ²	700	4D-AGMX	4D-XHD				
Lawn & Garden Césped y Jardín Jardin et Pelouse	2005-04	Enforcer		8D ²	1000	8D-AGMX	8D-XHD		8D-MHD		
	2011-04	Enforcer, Saber	8.9L	4D ²	700	4D-AGMX	4D-XHD				
	2011-04	Enforcer, Saber		8D ²	1000	8D-AGMX	8D-XHD		8D-MHD		
	2011-08	Impel, Velocity	8.9L	4D ²	700	4D-AGMX	4D-XHD				
	2011-08	Impel, Velocity		8D ²	1000	8D-AGMX	8D-XHD		8D-MHD		
	2008-05	Lance	10.8L	4D ²	700	4D-AGMX	4D-XHD				
	2008-05	Lance		8D ²	1000	8D-AGMX	8D-XHD		8D-MHD		
	2008-04	Lance	14.0L	4D ²	700	4D-AGMX	4D-XHD				
	2008-04	Lance		8D ²	1000	8D-AGMX	8D-XHD		8D-MHD		
	2005	Lance	12.5L	4D ²	700	4D-AGMX	4D-XHD				
Powersports Vehículos Deportivos Sports Motorisés	2005	Lance		8D ²	1000	8D-AGMX	8D-XHD		8D-MHD		
	2007-05	Lance, Quantum	12.7L	4D ²	700	4D-AGMX	4D-XHD				
	2007-05	Lance, Quantum		8D ²	1000	8D-AGMX	8D-XHD		8D-MHD		
	2006-05	Lance, Quantum	8.9L	4D ²	700	4D-AGMX	4D-XHD				
	2006-05	Lance, Quantum		8D ²	1000	8D-AGMX	8D-XHD		8D-MHD		
	1991	Non Crew Cab	7.0L	4D ²	700	4D-AGMX	4D-XHD				
	1991	Non Crew Cab	9.0L	4D ²	700	4D-AGMX	4D-XHD				
	1991	Non Crew Cab		8D ²	1000	8D-AGMX	8D-XHD		8D-MHD		
	1995-94	Open Cab	12.1L	4D ²	700	4D-AGMX	4D-XHD				
	1995-94	Open Cab		8D ²	1000	8D-AGMX	8D-XHD		8D-MHD		
Reference Referencia Référence	1995-88	Open Cab	9.0L	4D ²	700	4D-AGMX	4D-XHD				
	1995-88	Open Cab		8D ²	1000	8D-AGMX	8D-XHD		8D-MHD		
	1993	Open Cab	8.3L	4D ²	700	4D-AGMX	4D-XHD				
	1993	Open Cab		8D ²	1000	8D-AGMX	8D-XHD		8D-MHD		
	1992-91	Open Cab	14.6L	4D ²	700	4D-AGMX	4D-XHD				
	1992-91	Open Cab		8D ²	1000	8D-AGMX	8D-XHD		8D-MHD		
	1992-88	Open Cab	10.4L	4D ²	700	4D-AGMX	4D-XHD				
	1992-88	Open Cab	12.1L	4D ²	700	4D-AGMX	4D-XHD				
	1992-88	Open Cab		8D ²	1000	8D-AGMX	8D-XHD		8D-MHD		
	1991-88	Open Cab	10.0L	4D ²	700	4D-AGMX	4D-XHD				
1991-88	Open Cab	14.0L	4D ²	700	4D-AGMX	4D-XHD					

Year	Model	Options	Group Size	Rating (CCA)	AGM	XHD/MHD	ECL	Alternate 1	Alternate 2
Pierce Mfg. Inc. • Medium/Heavy Truck (continued)									
1991-88	Open Cab		8D ²	1000	8D-AGMX	8D-XHD		8D-MHD	
1990	Open Cab	12.7L	4D ²	700	4D-AGMX	4D-XHD			
1990	Open Cab		8D ²	1000	8D-AGMX	8D-XHD		8D-MHD	
1989-88	Open Cab	8.2L	4D ²	700	4D-AGMX	4D-XHD			
1989-88	Open Cab		8D ²	1000	8D-AGMX	8D-XHD		8D-MHD	
2011-05	Quantum	10.8L	4D ²	700	4D-AGMX	4D-XHD			
2011-05	Quantum		8D ²	1000	8D-AGMX	8D-XHD		8D-MHD	
2008-07	Saber	8.8L	4D ²	700	4D-AGMX	4D-XHD			
2008-07	Saber		8D ²	1000	8D-AGMX	8D-XHD		8D-MHD	
2008-05	Saber	8.3L	4D ²	700	4D-AGMX	4D-XHD			
2008-05	Saber		8D ²	1000	8D-AGMX	8D-XHD		8D-MHD	
2007-06	Saber	7.2L	4D ²	700	4D-AGMX	4D-XHD			
2007-06	Saber		8D ²	1000	8D-AGMX	8D-XHD		8D-MHD	
2007	Saber	14.0L	4D ²	700	4D-AGMX	4D-XHD			
2007	Saber		8D ²	1000	8D-AGMX	8D-XHD		8D-MHD	
2005	Saber	8.8L	4D ²	700	4D-AGMX	4D-XHD			
2005	Saber		8D ²	1000	8D-AGMX	8D-XHD		8D-MHD	
2014-13	Velocity	11.9L	4D ²	700	4D-AGMX	4D-XHD			
2014-13	Velocity		8D ²	1000	8D-AGMX	8D-XHD		8D-MHD	
2011-08	Velocity	10.8L	4D ²	700	4D-AGMX	4D-XHD			
2011-08	Velocity	14.0L	4D ²	700	4D-AGMX	4D-XHD			
2011-08	Velocity		8D ²	1000	8D-AGMX	8D-XHD		8D-MHD	
2010-09	Velocity	12.5L	4D ²	700		4D-XHD			
2010-09	Velocity		8D ²	1000	8D-AGMX	8D-XHD		8D-MHD	
Prevost • Medium/Heavy Truck									
2000-97	Entertainer, Le Mirage		31T ⁴	1090	31-AGMX	31-XHD ⁴⁸			
2023-97	High Decker	All	31T ⁴	1090	31-AGMX	31-XHD ⁴⁸			
2002	Le Mirage		31T ⁴	1090	31-AGMX	31-XHD ⁴⁸			
2021-10	Shell	All	31T ⁴	1090	31-AGMX	31-XHD ⁴⁸			
2008-06	Shell		31T ⁴	1090	31-AGMX	31-XHD ⁴⁸			
2004-97	Shell		31T ⁴	1090	31-AGMX	31-XHD ⁴⁸			
2023-07	X3 Coach	12.8L	31T ⁴	1090	31-AGMX	31-XHD ⁴⁸			
2013-11	XL2		31T ⁴	1090	31-AGMX	31-XHD ⁴⁸			
2009-00	XL2		31T ⁴	1090	31-AGMX	31-XHD ⁴⁸			
Proterra • Medium/Heavy Truck									
2022	35 Foot		31T ²	700	31-AGMX	31-MHD	31-ECL	31-LHD	31-XHD
2022	40 Foot		31T ²	700	31-AGMX	31-MHD	31-ECL	31-LHD	31-XHD
Ram • Medium/Heavy Truck									
2022-14	4500, 5500	6.4L	94R	730	MTX-94R/H7			MTP-94R/H7	
2022-11	4500, 5500		94R ²	730	MTX-94R/H7			MTP-94R/H7	
Seagrave Fire Apparatus • Medium/Heavy Truck									
2006	H	9.0L	31T ³	750	31-AGM7	31-MHD		31-XHD	31-XHD
2004-00	J	12.7L	31T ³	750	31-AGM7	31-MHD		31-XHD	31-XHD
2003	J	8.5L	31T ³	750	31-AGM7	31-MHD		31-XHD	31-XHD
2001	J	10.8L	31T ³	750	31-AGM7	31-MHD		31-XHD	31-XHD
1998-97	J	12.1L	31T ³	750	31-AGM7	31-MHD		31-XHD	31-XHD
1998-97	J	12.7L	31T ³	750	31-AGM7	31-MHD		31-XHD	31-XHD
1998	J	10.8L	31T ³	750	31-AGM7	31-MHD		31-XHD	31-XHD
1998	J	11.1L	31T ³	750	31-AGM7	31-MHD		31-XHD	31-XHD
1998	J	8.5L	31T ³	750	31-AGM7	31-MHD		31-XHD	31-XHD
1997	J	8.3L	31T ³	750	31-AGM7	31-MHD		31-XHD	31-XHD
1997	J, L, T	9.0L	31T ³	750	31-AGM7	31-MHD		31-XHD	31-XHD
2003-01	L	12.7L	31T ³	750	31-AGM7	31-MHD		31-XHD	31-XHD
1999-98	L	12.7L	31T ³	750	31-AGM7	31-MHD		31-XHD	31-XHD
2004	S	12.1L	31T ³	750	31-AGM7	31-MHD		31-XHD	31-XHD
2006-98	T	8.5L	31T ³	750	31-AGM7	31-MHD		31-XHD	31-XHD
2006-03	T	10.8L	31T ³	750	31-AGM7	31-MHD		31-XHD	31-XHD
2006-03	T	12.1L	31T ³	750	31-AGM7	31-MHD		31-XHD	31-XHD
2006-03	T	8.3L	31T ³	750	31-AGM7	31-MHD		31-XHD	31-XHD
2006-01	T	9.0L	31T ³	750	31-AGM7	31-MHD		31-XHD	31-XHD
2004-98	T	11.1L	31T ³	750	31-AGM7	31-MHD		31-XHD	31-XHD
2004-97	T	12.7L	31T ³	750	31-AGM7	31-MHD		31-XHD	31-XHD
2002	T	14.0L	31T ³	750	31-AGM7	31-MHD		31-XHD	31-XHD
2000-99	T	10.8L	31T ³	750	31-AGM7	31-MHD		31-XHD	31-XHD
2000	T	14.0L	31T ³	750	31-AGM7	31-MHD		31-XHD	31-XHD
1998-97	T	14.0L	31T ³	750	31-AGM7	31-MHD		31-XHD	31-XHD
1998	T	8.7L	31T ³	750	31-AGM7	31-MHD		31-XHD	31-XHD
1997	T	10.0L	31T ³	750	31-AGM7	31-MHD		31-XHD	31-XHD
1997	T	12.1L	31T ³	750	31-AGM7	31-MHD		31-XHD	31-XHD
1997	T	7.0L	31T ³	750	31-AGM7	31-MHD		31-XHD	31-XHD

Automotive & Light Truck
Automotrices y Camiones
Livianos
Automobile et Camionnette

Heavy-Duty Truck
Camiones Para Servicio Pesado
Poids Lourds

Agriculture
Agrícola
Agriculture

Industrial
Industrial
Industrial

Lawn & Garden
Césped y Jardín
Jardin et Pelouse

Powersports
Vehículos Deportivos
Sports Motorisés

Reference
Referencia
Référence

	Year	Model	Options	Group Size	Rating (CCA)	AGM	XHD/MHD	ECL	Alternate 1	Alternate 2	
Automotive & Light Truck Automotrices y Camiones Livianos Automobile et Camionnette	Spartan Motors • Medium/Heavy Truck										
	2003-99	Advantage	10.8L	31T ⁴	925	31-AGM7	31-MHD		31-HD	31-XHD	
	2003	Advantage	8.9L	31T ⁴	925	31-AGM7	31-MHD		31-HD	31-XHD	
	1998	Advantage	5.9L	31T ⁴	925	31-AGM7	31-MHD		31-HD	31-XHD	
	2000	Advantage, Baron	7.2L	31T ⁴	925	31-AGM7	31-MHD		31-HD	31-XHD	
	2000-97	Advantage, Highlander, Mountain Master	8.3L	31T ⁴	925	31-AGM7	31-MHD		31-HD	31-XHD	
	2000	Advantage, K2, Metro Star	6.6L	31T ⁴	925	31-AGM7	31-MHD		31-HD	31-XHD	
	2000	Advantage, K2, Metro Star, Mountain Master	14.0L	31T ⁴	925	31-AGM7	31-MHD		31-HD	31-XHD	
	2002-99	Alpine	10.8L	31T ⁴	925	31-AGM7	31-MHD		31-HD	31-XHD	
	2001-00	Alpine	7.3L	31T ⁴	925	31-AGM7	31-MHD		31-HD	31-XHD	
	1999-97	Alpine	5.9L	31T ⁴	925	31-AGM7	31-MHD		31-HD	31-XHD	
	2003	Alpine, Gladiator	5.9L	31T ⁴	925	31-AGM7	31-MHD		31-HD	31-XHD	
	2002	Alpine, Gladiator, Metro Star	8.7L	31T ⁴	925	31-AGM7	31-MHD		31-HD	31-XHD	
	1999-97	Alpine, Metro Star	8.3L	31T ⁴	925	31-AGM7	31-MHD		31-HD	31-XHD	
	Heavy-Duty Truck Camiones Para Servicio Pesado Poids Lourd	1998-97	Baron	10.8L	31T ⁴	925	31-AGM7	31-MHD		31-HD	31-XHD
1998-97		Baron	12.7L	31T ⁴	925	31-AGM7	31-MHD		31-HD	31-XHD	
1997		Charger	12.7L	31T ⁴	925	31-AGM7	31-MHD		31-HD	31-XHD	
1997		Charger	14.0L	31T ⁴	925	31-AGM7	31-MHD		31-HD	31-XHD	
2008-06		Diamond	8.3L	31T ⁴	925	31-AGM7	31-MHD		31-HD	31-XHD	
2008-05		Diamond	8.9L	31T ⁴	925	31-AGM7	31-MHD		31-HD	31-XHD	
2007-06		Diamond	8.8L	31T ⁴	925	31-AGM7	31-MHD		31-HD	31-XHD	
1997		Diamond	10.8L	31T ⁴	925	31-AGM7	31-MHD		31-HD	31-XHD	
2000		Diamond, Highlander	10.8L	31T ⁴	925	31-AGM7	31-MHD		31-HD	31-XHD	
2012		Force	8.3L	31T ⁴	925	31-AGM7	31-MHD		31-HD	31-XHD	
1997		Forward Control	5.9L	31T ⁴	925	31-AGM7	31-MHD		31-HD	31-XHD	
2011-09		Furion	8.3L	31T ⁴	925	31-AGM7	31-MHD		31-HD	31-XHD	
2021-11		Gladiator	14.9L	31T ⁴	925	31-AGM7	31-MHD		31-HD	31-XHD	
2020-04		Gladiator	8.9L	31T ⁴	925	31-AGM7	31-MHD		31-HD	31-XHD	
Agriculture Agrícola Agriculture		2011-10	Gladiator	8.8L	31T ⁴	925	31-AGM7	31-MHD		31-HD	31-XHD
	2011-05	Gladiator	12.5L	31T ⁴	925	31-AGM7	31-MHD		31-HD	31-XHD	
	2008-06	Gladiator	8.8L	31T ⁴	925	31-AGM7	31-MHD		31-HD	31-XHD	
	2006-03	Gladiator	8.3L	31T ⁴	925	31-AGM7	31-MHD		31-HD	31-XHD	
	2005-03	Gladiator	12.0L	31T ⁴	925	31-AGM7	31-MHD		31-HD	31-XHD	
	2004-03	Gladiator	10.3L	31T ⁴	925	31-AGM7	31-MHD		31-HD	31-XHD	
	2003-97	Gladiator	12.7L	31T ⁴	925	31-AGM7	31-MHD		31-HD	31-XHD	
	2003-00	Gladiator	7.2L	31T ⁴	925	31-AGM7	31-MHD		31-HD	31-XHD	
	2003	Gladiator	11.1L	31T ⁴	925	31-AGM7	31-MHD		31-HD	31-XHD	
	2003	Gladiator	14.0L	31T ⁴	925	31-AGM7	31-MHD		31-HD	31-XHD	
	2002-01	Gladiator	6.6L	31T ⁴	925	31-AGM7	31-MHD		31-HD	31-XHD	
	2002-00	Gladiator	8.5L	31T ⁴	925	31-AGM7	31-MHD		31-HD	31-XHD	
	2001	Gladiator	10.8L	31T ⁴	925	31-AGM7	31-MHD		31-HD	31-XHD	
	Industrial Industrial Industriel	1999-97	Gladiator	10.8L	31T ⁴	925	31-AGM7	31-MHD		31-HD	31-XHD
		1999-97	Gladiator	14.0L	31T ⁴	925	31-AGM7	31-MHD		31-HD	31-XHD
1998		Gladiator	8.3L	31T ⁴	925	31-AGM7	31-MHD		31-HD	31-XHD	
2013		Gladiator	8.3L	31T ⁴	925	31-AGM7	31-MHD		31-HD	31-XHD	
2006		Highlander	8.3L	31T ⁴	925	31-AGM7	31-MHD		31-HD	31-XHD	
2023-16		K2	8.9L	31T ⁵	925	31-AGM7	31-MHD		31-HD	31-XHD	
2017-11		K2	14.9L	31T ⁵	925	31-AGM7	31-MHD		31-HD	31-XHD	
2008-97		K2	10.8L	31T ⁵	925	31-AGM7	31-MHD		31-HD	31-XHD	
2007-05		K2	12.5L	31T ⁵	925	31-AGM7	31-MHD		31-HD	31-XHD	
2007		K2	15.0L	31T ⁵	925	31-AGM7	31-MHD		31-HD	31-XHD	
2002-00		K2	7.2L	31T ⁵	925	31-AGM7	31-MHD		31-HD	31-XHD	
Lawn & Garden Césped y Jardín Jardin et Pelouse		2000-97	K2	10.8L	31T ⁵	925	31-AGM7	31-MHD		31-HD	31-XHD
		2000	K2	14.0L	31T ⁵	925	31-AGM7	31-MHD		31-HD	31-XHD
		2000	K2	6.6L	31T ⁵	925	31-AGM7	31-MHD		31-HD	31-XHD
		2023-12	K3	14.9L	31T ⁵	925	31-AGM7	31-MHD		31-HD	31-XHD
	2008-05	K3	15.2L	31T ⁵	925	31-AGM7	31-MHD		31-HD	31-XHD	
	2008-04	K3	14.9L	31T ⁵	925	31-AGM7	31-MHD		31-HD	31-XHD	
	2023-18	K4	14.9L	31T ⁵	925	31-AGM7	31-MHD		31-HD	31-XHD	
	2021-03	Metro Star	8.9L	31T ⁵	925	31-AGM7	31-MHD		31-HD	31-XHD	
	2013-93	Metro Star	8.3L	31T ⁵	925	31-AGM7	31-MHD		31-HD	31-XHD	
	2003-95	Metro Star	10.8L	31T ⁵	925	31-AGM7	31-MHD		31-HD	31-XHD	
	2003-01	Metro Star	7.3L	31T ⁵	925	31-AGM7	31-MHD		31-HD	31-XHD	
	2002	Metro Star	6.6L	31T ⁵	925	31-AGM7	31-MHD		31-HD	31-XHD	
	2001-00	Metro Star	7.2L	31T ⁵	925	31-AGM7	31-MHD		31-HD	31-XHD	
	2000-93	Metro Star	6.6L	31T ⁵	925	31-AGM7	31-MHD		31-HD	31-XHD	
	Reference Referencia Référence	1999	Metro Star	12.7L	31T ⁵	925	31-AGM7	31-MHD		31-HD	31-XHD
1998-97		Metro Star	8.7L	31T ⁵	925	31-AGM7	31-MHD		31-HD	31-XHD	
2000		Metro Star	14.0L	31T ⁵	925	31-AGM7	31-MHD		31-HD	31-XHD	
2018-13		Metro Star X	8.9L	31T ⁵	925	31-AGM7	31-MHD		31-HD	31-XHD	
2017-03		Mountain Master	8.9L	31T ⁵	925	31-AGM7	31-MHD		31-HD	31-XHD	
2012-93		Mountain Master	8.3L	31T ⁵	925	31-AGM7	31-MHD		31-HD	31-XHD	
2008-05		Mountain Master	8.8L	31T ⁵	925	31-AGM7	31-MHD		31-HD	31-XHD	

Year	Model	Options	Group Size	Rating (CCA)	AGM	XHD/MHD	ECL	Alternate 1	Alternate 2
Spartan Motors • Medium/Heavy Truck (continued)									
2008	Mountain Master	5.9L	31T ⁵	925	31-AGM7	31-MHD		31-HD	31-XHD
2008	Mountain Master	7.2L	31T ⁵	925	31-AGM7	31-MHD		31-HD	31-XHD
2006-05	Mountain Master	7.2L	31T ⁵	925	31-AGM7	31-MHD		31-HD	31-XHD
2002-01	Mountain Master	7.3L	31T ⁵	925	31-AGM7	31-MHD		31-HD	31-XHD
2002-00	Mountain Master	10.8L	31T ⁵	925	31-AGM7	31-MHD		31-HD	31-XHD
2007-05	Mountain Star	8.9L	31T ⁵	925	31-AGM7	31-MHD		31-HD	31-XHD
1999-98	Rangemaster	7.2L	31T ⁵	925	31-AGM7	31-MHD		31-HD	31-XHD
1998	Rangemaster	8.7L	31T ⁵	925	31-AGM7	31-MHD		31-HD	31-XHD
2017-13	School Bus	5.9L	31T ⁵	925	31-AGM7	31-MHD		31-HD	31-XHD
Sterling Truck • Medium/Heavy Truck									
2010-07	360	4.9L	31T ⁴	750	31-AGM7	31-MHD		31-LHD	31-XHD
2010-03	A9500	14.0L	31T ⁴	750	31-AGM7	31-MHD		31-LHD	31-XHD
2010	A9500		31T ⁴	750	31-AGM7	31-MHD		31-LHD	31-XHD
2009	A9500	12.5L	31T ⁴	750	31-AGM7	31-MHD		31-LHD	31-XHD
2009	A9500	14.6L	31T ⁴	750	31-AGM7	31-MHD		31-LHD	31-XHD
2008-06	A9500		31T ⁴	750	31-AGM7	31-MHD		31-LHD	31-XHD
2007-04	A9500	12.5L	31T ⁴	750	31-AGM7	31-MHD		31-LHD	31-XHD
2004-00	A9500		31T ⁴	750	31-AGM7	31-MHD		31-LHD	31-XHD
2004	A9500	3.9L	31T ⁴	750	31-AGM7	31-MHD		31-LHD	31-XHD
2003-02	A9500	8.9L	31T ⁴	750	31-AGM7	31-MHD		31-LHD	31-XHD
2002	A9500	15.0L	31T ⁴	750	31-AGM7	31-MHD		31-LHD	31-XHD
2002	A9500	7.2L	31T ⁴	750	31-AGM7	31-MHD		31-LHD	31-XHD
2001-00	A9500	14.0L	31T ⁴	750	31-AGM7	31-MHD		31-LHD	31-XHD
2000-99	A9500, A9513, AT9500, AT9513, L9500, L9513, LT9500, LT9501, LT9511, LT9513	11.1L	31T ⁴	750	31-AGM7	31-MHD		31-LHD	31-XHD
2001	A9500, Acterra 5500, Acterra 6500, L9511, LT8500	14.6L	31T ⁴	750	31-AGM7	31-MHD		31-LHD	31-XHD
2007-04	A9500, AT9500, L9500	11.1L	31T ⁴	750	31-AGM7	31-MHD		31-LHD	31-XHD
2004-99	A9500, AT9500, L9500, LT9500	10.3L	31T ⁴	750	31-AGM7	31-MHD		31-LHD	31-XHD
2004-99	A9500, AT9500, LT9500	12.0L	31T ⁴	750	31-AGM7	31-MHD		31-LHD	31-XHD
2007-05	A9500, L7500	8.8L	31T ⁴	750	31-AGM7	31-MHD		31-LHD	31-XHD
2010-08	A9500, L9500	14.8L	31T ⁴	750	31-AGM7	31-MHD		31-LHD	31-XHD
2010-03	A9500, L9500	12.8L	31T ⁴	750	31-AGM7	31-MHD		31-LHD	31-XHD
2007-00	A9500, L9500	12.7L	31T ⁴	750	31-AGM7	31-MHD		31-LHD	31-XHD
2002	A9500, LT7500	15.8L	31T ⁴	750	31-AGM7	31-MHD		31-LHD	31-XHD
2003-99	A9500, LT9500	10.8L	31T ⁴	750	31-AGM7	31-MHD		31-LHD	31-XHD
2000-99	A9513, AT9513, AT9522, L9501, L9513, LT9501, LT9511, LT9522	10.8L	31T ⁴	750	31-AGM7	31-MHD		31-LHD	31-XHD
2000-99	A9513, AT9513, AT9522, LT9511, LT9522	12.7L	31T ⁴	750	31-AGM7	31-MHD		31-LHD	31-XHD
2001-99	A9513, AT9513, LT9501, LT9511, LT9513	10.3L	31T ⁴	750	31-AGM7	31-MHD		31-LHD	31-XHD
2000-99	A9513, AT9522, L9501, L9513, LT9522	12.0L	31T ⁴	750	31-AGM7	31-MHD		31-LHD	31-XHD
2000-99	A9513, L9500, L9501, L9511, LT9500, LT9501, LT9511, LT9513	10.5L	31T ⁴	750	31-AGM7	31-MHD		31-LHD	31-XHD
1999	A9513, L9511	14.0L	31T ⁴	750	31-AGM7	31-MHD		31-LHD	31-XHD
1999	A9522	12.7L	31T ⁴	750	31-AGM7	31-MHD		31-LHD	31-XHD
1999	A9522, L9511, L9522, LT8501	10.3L	31T ⁴	750	31-AGM7	31-MHD		31-LHD	31-XHD
2010-09	Acterra	6.7L	31T ⁴	750	31-AGM7	31-MHD		31-LHD	31-XHD
2010-03	Acterra	8.3L	31T ⁴	750	31-AGM7	31-MHD		31-LHD	31-XHD
2009-08	Acterra		31T ⁴	750	31-AGM7	31-MHD		31-LHD	31-XHD
2007-03	Acterra	6.4L	31T ⁴	750	31-AGM7	31-MHD		31-LHD	31-XHD
2007-03	Acterra	7.2L	31T ⁴	750	31-AGM7	31-MHD		31-LHD	31-XHD
2007	Acterra	5.9L	31T ⁴	750	31-AGM7	31-MHD		31-LHD	31-XHD
2004-03	Acterra	4.3L	31T ⁴	750	31-AGM7	31-MHD		31-LHD	31-XHD
2003	Acterra	5.9L	31T ⁴	750	31-AGM7	31-MHD		31-LHD	31-XHD
2002-01	Acterra 5500	5.9L	31T ⁴	750	31-AGM7	31-MHD		31-LHD	31-XHD
2007-01	Acterra 5500, Acterra 6500, Acterra 7500	6.4L	31T ⁴	750	31-AGM7	31-MHD		31-LHD	31-XHD
2007-01	Acterra 5500, Acterra 6500, Acterra 7500	8.3L	31T ⁴	750	31-AGM7	31-MHD		31-LHD	31-XHD
2003-01	Acterra 5500, Acterra 6500, Acterra 7500	4.3L	31T ⁴	750	31-AGM7	31-MHD		31-LHD	31-XHD
2001	Acterra 5500, Acterra 6500, Acterra 7500, Acterra 8500, L7500, L7501, L9511	14.0L	31T ⁴	750	31-AGM7	31-MHD		31-LHD	31-XHD
2007-01	Acterra 5500, Acterra 6500, Acterra 7500, Condor	7.2L	31T ⁴	750	31-AGM7	31-MHD		31-LHD	31-XHD
2001	Acterra 5500, Acterra 7500, L7500, L9511	10.3L	31T ⁴	750	31-AGM7	31-MHD		31-LHD	31-XHD
2003-01	Acterra 6500, Acterra 7500, Acterra 8500	5.9L	31T ⁴	750	31-AGM7	31-MHD		31-LHD	31-XHD
2001	Acterra 7500, Acterra 8500, L7500, L8500, L9511, LT7500, LT8500	12.0L	31T ⁴	750	31-AGM7	31-MHD		31-LHD	31-XHD
2003-01	Acterra 8500	6.4L	31T ⁴	750	31-AGM7	31-MHD		31-LHD	31-XHD
2003-01	Acterra 8500	7.2L	31T ⁴	750	31-AGM7	31-MHD		31-LHD	31-XHD
2003-01	Acterra 8500	8.3L	31T ⁴	750	31-AGM7	31-MHD		31-LHD	31-XHD
2001	AT9500	8.5L	31T ⁴	750	31-AGM7	31-MHD		31-LHD	31-XHD
2001	AT9500	8.9L	31T ⁴	750	31-AGM7	31-MHD		31-LHD	31-XHD
2004-99	AT9500, L9500	10.8L	31T ⁴	750	31-AGM7	31-MHD		31-LHD	31-XHD
2002-99	AT9500, L9500, LT9500	14.0L	31T ⁴	750	31-AGM7	31-MHD		31-LHD	31-XHD
2002	AT9500, LT7500	10.0L	31T ⁴	750	31-AGM7	31-MHD		31-LHD	31-XHD

Automotive & Light Truck
Automotrices y Camiones
Livianos
Automobile et Camionnette

Heavy-Duty Truck
Camiones Para Servicio Pesado
Poids Lour

Agriculture
Agrícola
Agriculture

Industrial
Industrial
Industriel

Lawn & Garden
Césped y Jardín
Jardin et Pelouse

Powersports
Vehículos Deportivos
Sports Motorisés

Reference
Referencia
Référence

Year	Model	Options	Group Size	Rating (CCA)	AGM	XHD/MHD	ECL	Alternate 1	Alternate 2
Sterling Truck • Medium/Heavy Truck (continued)									
2008-99	AT9500, LT9500	14.6L	31T ⁴	750	31-AGM7	31-MHD		31-LHD	31-XHD
2008-04	AT9500, LT9500	12.5L	31T ⁴	750	31-AGM7	31-MHD		31-LHD	31-XHD
2008-03	AT9500, LT9500	12.8L	31T ⁴	750	31-AGM7	31-MHD		31-LHD	31-XHD
2007-99	AT9500, LT9500	12.7L	31T ⁴	750	31-AGM7	31-MHD		31-LHD	31-XHD
2001	AT9500, SC7000 Cargo	8.3L	31T ⁴	750	31-AGM7	31-MHD		31-LHD	31-XHD
2001	AT9500, ST9500	15.8L	31T ⁴	750	31-AGM7	31-MHD		31-LHD	31-XHD
2000-99	AT9513, AT9522, L9513, LT9511, LT9513, LT9522	14.0L	31T ⁴	750	31-AGM7	31-MHD		31-LHD	31-XHD
2001-99	AT9513, LT9501, LT9511, LT9513	12.0L	31T ⁴	750	31-AGM7	31-MHD		31-LHD	31-XHD
2001-99	AT9513, LT9513, LT9522	14.6L	31T ⁴	750	31-AGM7	31-MHD		31-LHD	31-XHD
2000	AT9522	10.5L	31T ⁴	750	31-AGM7	31-MHD		31-LHD	31-XHD
1999	AT9522	11.1L	31T ⁴	750	31-AGM7	31-MHD		31-LHD	31-XHD
2000-99	AT9522, LT9511	14.6L	31T ⁴	750	31-AGM7	31-MHD		31-LHD	31-XHD
2010-08	Bullet 45, Bullet 55	6.7L	31T ⁴	750	31-AGM7	31-MHD		31-LHD	31-XHD
2009-07	Car Hauler	12.8L	31T ⁴	750	31-AGM7	31-MHD		31-LHD	31-XHD
2009	Car Hauler	14.0L	31T ⁴	750	31-AGM7	31-MHD		31-LHD	31-XHD
2008-05	Car Hauler		31T ⁴	750	31-AGM7	31-MHD		31-LHD	31-XHD
2005	Car Hauler	12.8L	31T ⁴	750	31-AGM7	31-MHD		31-LHD	31-XHD
2007-05	Condor	12.5L	31T ⁴	750	31-AGM7	31-MHD		31-LHD	31-XHD
2007-02	Condor	8.9L	31T ⁴	750	31-AGM7	31-MHD		31-LHD	31-XHD
2006-05	Condor	11.1L	31T ⁴	750	31-AGM7	31-MHD		31-LHD	31-XHD
2006-05	Condor	8.8L	31T ⁴	750	31-AGM7	31-MHD		31-LHD	31-XHD
2006-01	Condor	10.3L	31T ⁴	750	31-AGM7	31-MHD		31-LHD	31-XHD
2006-01	Condor	12.0L	31T ⁴	750	31-AGM7	31-MHD		31-LHD	31-XHD
2006	Condor	8.3L	31T ⁴	750	31-AGM7	31-MHD		31-LHD	31-XHD
2004-01	Condor	8.3L	31T ⁴	750	31-AGM7	31-MHD		31-LHD	31-XHD
2003-01	Condor	10.8L	31T ⁴	750	31-AGM7	31-MHD		31-LHD	31-XHD
2010-99	L7500	7.2L	31T ⁴	750	31-AGM7	31-MHD		31-LHD	31-XHD
2010-04	L7500	6.4L	31T ⁴	750	31-AGM7	31-MHD		31-LHD	31-XHD
2003	L7500	12.0L	31T ⁴	750	31-AGM7	31-MHD		31-LHD	31-XHD
2003	L7500	All	31T ⁴	750	31-AGM7	31-MHD		31-LHD	31-XHD
2010-99	L7500, L8500	8.3L	31T ⁴	750	31-AGM7	31-MHD		31-LHD	31-XHD
2003-99	L7500, SC7000 Cargo	5.9L	31T ⁴	750	31-AGM7	31-MHD		31-LHD	31-XHD
2001-99	L7501	5.9L	31T ⁴	750	31-AGM7	31-MHD		31-LHD	31-XHD
2000-99	L7501, L8511, L8513, LT7501, LT8511, LT8513	8.3L	31T ⁴	750	31-AGM7	31-MHD		31-LHD	31-XHD
2001-99	L7501, L8513, LT7501, LT8511, LT8513	7.2L	31T ⁴	750	31-AGM7	31-MHD		31-LHD	31-XHD
2010-09	L8500	8.9L	31T ⁴	750	31-AGM7	31-MHD		31-LHD	31-XHD
2005-02	L8500	8.9L	31T ⁴	750	31-AGM7	31-MHD		31-LHD	31-XHD
2005	L8500		31T ⁴	750	31-AGM7	31-MHD		31-LHD	31-XHD
2002	L8500		31T ⁴	750	31-AGM7	31-MHD		31-LHD	31-XHD
2001	L8500	6.4L	31T ⁴	750	31-AGM7	31-MHD		31-LHD	31-XHD
2007-04	L8500, L9500, LT7500, LT8500	8.8L	31T ⁴	750	31-AGM7	31-MHD		31-LHD	31-XHD
2007-99	L8500, LT7500, LT8500	7.2L	31T ⁴	750	31-AGM7	31-MHD		31-LHD	31-XHD
2007-04	L8500, LT8500	6.4L	31T ⁴	750	31-AGM7	31-MHD		31-LHD	31-XHD
1999	L8501	5.9L	31T ⁴	750	31-AGM7	31-MHD		31-LHD	31-XHD
1999	L8501, L9522, LT8501	7.2L	31T ⁴	750	31-AGM7	31-MHD		31-LHD	31-XHD
1999	L8501, LT8501	8.3L	31T ⁴	750	31-AGM7	31-MHD		31-LHD	31-XHD
2000-99	L8511	7.2L	31T ⁴	750	31-AGM7	31-MHD		31-LHD	31-XHD
2000	L8513	12.0L	31T ⁴	750	31-AGM7	31-MHD		31-LHD	31-XHD
2010-09	L9500	14.0L	31T ⁴	750	31-AGM7	31-MHD		31-LHD	31-XHD
2010-09	L9500	14.6L	31T ⁴	750	31-AGM7	31-MHD		31-LHD	31-XHD
2010-04	L9500	12.5L	31T ⁴	750	31-AGM7	31-MHD		31-LHD	31-XHD
2006	L9500	14.6L	31T ⁴	750	31-AGM7	31-MHD		31-LHD	31-XHD
2005-04	L9500		31T ⁴	750	31-AGM7	31-MHD		31-LHD	31-XHD
2004-00	L9500	12.0L	31T ⁴	750	31-AGM7	31-MHD		31-LHD	31-XHD
2004	L9500	14.6L	31T ⁴	750	31-AGM7	31-MHD		31-LHD	31-XHD
2004	L9500	8.9L	31T ⁴	750	31-AGM7	31-MHD		31-LHD	31-XHD
2002-01	L9500	8.9L	31T ⁴	750	31-AGM7	31-MHD		31-LHD	31-XHD
2002	L9500	14.6L	31T ⁴	750	31-AGM7	31-MHD		31-LHD	31-XHD
2000-99	L9501, L9513, LT9522	10.3L	31T ⁴	750	31-AGM7	31-MHD		31-LHD	31-XHD
2001-99	L9511	11.1L	31T ⁴	750	31-AGM7	31-MHD		31-LHD	31-XHD
1999	L9511	10.8L	31T ⁴	750	31-AGM7	31-MHD		31-LHD	31-XHD
1999	L9511	12.0L	31T ⁴	750	31-AGM7	31-MHD		31-LHD	31-XHD
1999	L9513	10.5L	31T ⁴	750	31-AGM7	31-MHD		31-LHD	31-XHD
2008-99	LT7500	8.3L	31T ⁴	750	31-AGM7	31-MHD		31-LHD	31-XHD
2007-05	LT7500	6.4L	31T ⁴	750	31-AGM7	31-MHD		31-LHD	31-XHD
2006	LT7500, SC7000 Cargo	12.8L	31T ⁴	750	31-AGM7	31-MHD		31-LHD	31-XHD
2001	LT7500, ST9500	10.8L	31T ⁴	750	31-AGM7	31-MHD		31-LHD	31-XHD
2008-05	LT8500	8.3L	31T ⁴	750	31-AGM7	31-MHD		31-LHD	31-XHD
2004-01	LT8500	8.9L	31T ⁴	750	31-AGM7	31-MHD		31-LHD	31-XHD
2003-99	LT8500	8.3L	31T ⁴	750	31-AGM7	31-MHD		31-LHD	31-XHD
2008-99	LT9500	14.6L	31T ⁴	750	31-AGM7	31-MHD		31-LHD	31-XHD
2008-03	LT9500	12.8L	31T ⁴	750	31-AGM7	31-MHD		31-LHD	31-XHD

Year	Model	Options	Group Size	Rating (CCA)	AGM	XHD/MHD	ECL	Alternate 1	Alternate 2
Sterling Truck • Medium/Heavy Truck (continued)									
2008	LT9500	14.0L	31T ⁴	750	31-AGM7	31-MHD		31-LHD	31-XHD
2007-99	LT9500	12.7L	31T ⁴	750	31-AGM7	31-MHD		31-LHD	31-XHD
2007	LT9500	11.1L	31T ⁴	750	31-AGM7	31-MHD		31-LHD	31-XHD
2007	LT9500	3.9L	31T ⁴	750	31-AGM7	31-MHD		31-LHD	31-XHD
2007	LT9500	8.8L	31T ⁴	750	31-AGM7	31-MHD		31-LHD	31-XHD
2006	LT9500	14.0L	31T ⁴	750	31-AGM7	31-MHD		31-LHD	31-XHD
2005-04	LT9500	11.1L	31T ⁴	750	31-AGM7	31-MHD		31-LHD	31-XHD
2005-04	LT9500	8.8L	31T ⁴	750	31-AGM7	31-MHD		31-LHD	31-XHD
2005-01	LT9500	8.9L	31T ⁴	750	31-AGM7	31-MHD		31-LHD	31-XHD
2005	LT9500	3.9L	31T ⁴	750	31-AGM7	31-MHD		31-LHD	31-XHD
2004-99	LT9500	10.3L	31T ⁴	750	31-AGM7	31-MHD		31-LHD	31-XHD
2003-99	LT9500	10.8L	31T ⁴	750	31-AGM7	31-MHD		31-LHD	31-XHD
2003-01	LT9500	15.8L	31T ⁴	750	31-AGM7	31-MHD		31-LHD	31-XHD
2003	LT9500	10.0L	31T ⁴	750	31-AGM7	31-MHD		31-LHD	31-XHD
2002-99	LT9500	12.0L	31T ⁴	750	31-AGM7	31-MHD		31-LHD	31-XHD
2002-99	LT9500	14.0L	31T ⁴	750	31-AGM7	31-MHD		31-LHD	31-XHD
2000	LT9500	10.5L	31T ⁴	750	31-AGM7	31-MHD		31-LHD	31-XHD
2000	LT9500	8.3L	31T ⁴	750	31-AGM7	31-MHD		31-LHD	31-XHD
2001-99	LT9501, ST9500	14.0L	31T ⁴	750	31-AGM7	31-MHD		31-LHD	31-XHD
2001	LT9501, ST9500	7.2L	31T ⁴	750	31-AGM7	31-MHD		31-LHD	31-XHD
2002-99	LT9513	10.8L	31T ⁴	750	31-AGM7	31-MHD		31-LHD	31-XHD
2001-99	LT9513	12.7L	31T ⁴	750	31-AGM7	31-MHD		31-LHD	31-XHD
2002-01	SC7000 Cargo	7.2L	31T ⁴	750	31-AGM7	31-MHD		31-LHD	31-XHD
2007-99	SC8000 Cargo	5.9L	31T ⁴	750	31-AGM7	31-MHD		31-LHD	31-XHD
2007-06	SC8000 Cargo		31T ⁴	750	31-AGM7	31-MHD		31-LHD	31-XHD
2003-99	ST9500	12.7L	31T ⁴	750	31-AGM7	31-MHD		31-LHD	31-XHD
2003-99	ST9500	14.6L	31T ⁴	750	31-AGM7	31-MHD		31-LHD	31-XHD
2001-00	ST9500	12.0L	31T ⁴	750	31-AGM7	31-MHD		31-LHD	31-XHD
Sutphen • Class 8 Fire/Crash									
1996-74	Sutphen Chassis		31T ⁴	950	31-AGMX	31-MHD		31-XHD	
Sutphen Corp. • Medium/Heavy Truck									
2010-08	Aerial	9.3L	31T ⁴	950	31-AGMX	31-MHD		31-XHD	
2003	Aerial	14.8L	31T ⁴	950	31-AGMX	31-MHD		31-XHD	
1998	Aerial, Pumper	12.1L	31T ⁴	950	31-AGMX	31-MHD		31-XHD	
1998	Aerial, Pumper	14.0L	31T ⁴	950	31-AGMX	31-MHD		31-XHD	
1998	Aerial, Pumper, Special	9.3L	31T ⁴	950	31-AGMX	31-MHD		31-XHD	
2003	Pumper	9.0L	31T ⁴	950	31-AGMX	31-MHD		31-XHD	
1998-97	Pumper	9.0L	31T ⁴	950	31-AGMX	31-MHD		31-XHD	
2008	Pumper, Special	9.3L	31T ⁴	950	31-AGMX	31-MHD		31-XHD	
1997	Special	9.0L	31T ⁴	950	31-AGMX	31-MHD		31-XHD	
Terex/Terex Advance • Medium/Heavy Truck									
2022	Terex Advance Mixer	10.8L	31T ³	650	31-AGMX	31-MHD	31-ECL	31-LHD	31-VHD
2022	Terex Advance Mixer	12.7L	31T ³	650	31-AGMX	31-MHD	31-ECL	31-LHD	31-VHD
Thomas • Medium/Heavy Truck									
2023-19	Saf-T-Liner	7.7L	31T ³	1100	31-AGMX	31-XHD ⁴⁸			
2023-16	Saf-T-Liner	6.7L	31T ³	1100	31-AGMX	31-XHD ⁴⁸			
2023-09	Saf-T-Liner	8.9L	31T ³	1100	31-AGMX	31-XHD ⁴⁸			
2011-05	Saf-T-Liner	4.3L	31T ³	1100	31-AGMX	31-XHD ⁴⁸			
2008-00	Saf-T-Liner	7.2L	31T ³	1100	31-AGMX	31-XHD ⁴⁸			
2005-03	Saf-T-Liner, Transit Liner	5.9L	31T ³	1100	31-AGMX	31-XHD ⁴⁸			
2005-03	Saf-T-Liner, Transit Liner	6.4L	31T ³	1100	31-AGMX	31-XHD ⁴⁸			
2001-97	Saf-T-Liner, Transit Liner	All	31T ³	1100	31-AGMX	31-XHD ⁴⁸			
2006	School Bus	8.9L	31T ³	1100	31-AGMX	31-XHD ⁴⁸			
2000	School Bus, Transit Liner	7.2L	31T ³	1100	31-AGMX	31-XHD ⁴⁸			
2023-20	Transit Liner	7.7L	31T ³	1100	31-AGMX	31-XHD ⁴⁸			
2022-17	Transit Liner	6.7L	31T ³	1100	31-AGMX	31-XHD ⁴⁸			
2022-14	Transit Liner	8.9L	31T ³	1100	31-AGMX	31-XHD ⁴⁸			
2010-05	Transit Liner	4.3L	31T ³	1100	31-AGMX	31-XHD ⁴⁸			
2008-02	Transit Liner	7.2L	31T ³	1100	31-AGMX	31-XHD ⁴⁸			
Tiffin • Medium/Heavy Truck									
2021-19	Allegro Bay	6.7L	31T ²	760	31-AGM7	31-MHD		31-HD	31-XHD
2021-19	Allegro Bay		31T ²	950	31-AGMX	31-MHD		31-XHD	
2022-20	Allegro Breeze	6.7L	31T ²	760	31-AGM7	31-MHD		31-HD	31-XHD
2022-20	Allegro Breeze		31T ²	950	31-AGMX	31-MHD		31-XHD	
2019-16	Allegro Breeze	5.0L	31T ²	760	31-AGM7	31-MHD		31-HD	31-XHD
2019-16	Allegro Breeze		31T ²	950	31-AGMX	31-MHD		31-XHD	
2017-11	Allegro Breeze	6.4L	31T ²	760	31-AGM7	31-MHD		31-HD	31-XHD
2017-11	Allegro Breeze		31T ²	950	31-AGMX	31-MHD		31-XHD	
2022-17	Allegro Bus	14.9L	31T ²	760	31-AGM7	31-MHD		31-HD	31-XHD
2022-17	Allegro Bus		31T ²	950	31-AGMX	31-MHD		31-XHD	
2022-10	Allegro Bus	8.9L	31T ²	760	31-AGM7	31-MHD		31-HD	31-XHD

Automotive & Light Truck
Automotores y Camiones
Livianos
Automobile et Camionnette

Heavy-Duty Truck
Camiones Para Servicio Pesado
Poids Lourds

Agriculture
Agrícola
Agriculture

Industrial
Industrial
Industrial

Lawn & Garden
Césped y Jardín
Jardin et Pelouse

Powersports
Vehículos Deportivos
Sports Motorisés

Reference
Referencia
Référence

	Year	Model	Options	Group Size	Rating (CCA)	AGM	XHD/MHD	ECL	Alternate 1	Alternate 2			
Automotive & Light Truck Automotrices y Camiones Livianos Automobile et Camionnette	Tiffin • Medium/Heavy Truck (continued)												
	2022-10	Allegro Bus		31T ²	950	31-AGMX	31-MHD		31-XHD				
	2014	Allegro Bus	6.4L	31T ²	760	31-AGM7	31-MHD		31-HD	31-XHD			
	2014	Allegro Bus		31T ²	950	31-AGMX	31-MHD		31-XHD				
	2013	Allegro Bus	8.3L	31T ²	760	31-AGM7	31-MHD		31-HD	31-XHD			
	2013	Allegro Bus		31T ²	950	31-AGMX	31-MHD		31-XHD				
	2010	Allegro Bus	8.3L	31T ²	760	31-AGM7	31-MHD		31-HD	31-XHD			
	2010	Allegro Bus		31T ²	950	31-AGMX	31-MHD		31-XHD				
	2022-19	Breeze	6.7L	31T ²	760	31-AGM7	31-MHD		31-HD	31-XHD			
	2022-19	Breeze	6.7L	31T ²	950	31-AGMX	31-MHD		31-XHD				
	2019-16	Breeze	5.0L	31T ²	760	31-AGM7	31-MHD		31-HD	31-XHD			
	2019-16	Breeze	5.0L	31T ²	950	31-AGMX	31-MHD		31-XHD				
	2017-11	Breeze	6.4L	31T ²	760	31-AGM7	31-MHD		31-HD	31-XHD			
	2017-11	Breeze	6.4L	31T ²	950	31-AGMX	31-MHD		31-XHD				
	2022-14	Phaeton	8.9L	31T ²	760	31-AGM7	31-MHD		31-HD	31-XHD			
	2022-14	Phaeton	8.9L	31T ²	950	31-AGMX	31-MHD		31-XHD				
	2022-18	Zephyr	14.9L	31T ²	760	31-AGM7	31-MHD		31-HD	31-XHD			
	2022-18	Zephyr	14.9L	31T ²	950	31-AGMX	31-MHD		31-XHD				
	Heavy-Duty Truck Camiones Para Servicio Pesado Poids Lourds	UD • Medium/Heavy Truck											
		1991-89	1100	3.5L	27 ²	625	MTZ-34 ¹			MTP-27	MT-27		
		2007-05	1300	4.7L	27 ²	625	MTZ-34 ¹			MTP-27	MT-27		
		1993-92	1300	4.2L	27 ²	625	MTZ-34 ¹			MTP-27	MT-27		
		2010-05	1400	4.7L	27 ²	625	MTZ-34 ¹			MTP-27	MT-27		
		2004-03	1400	6.9L	27 ²	625	MTZ-34 ¹			MTP-27	MT-27		
		1998-94	1400	4.2L	27 ²	625	MTZ-34 ¹			MTP-27	MT-27		
		2004-98	2000	6.9L	27 ²	625	MTZ-34 ¹			MTP-27	MT-27		
		2000-95	3000	6.9L	27 ²	625	MTZ-34 ¹			MTP-27	MT-27		
2004-99		3300	6.9L	27 ²	625	MTZ-34 ¹			MTP-27	MT-27			
1994-89		3300	7.4L	27 ²	625	MTZ-34 ¹			MTP-27	MT-27			
2004-99		1200, 1400, 1800CS	4.6L	27 ²	625	MTZ-34 ¹			MTP-27	MT-27			
2013-11		1800, 2000, 2300DH, 2300LP, 2600, 3300	7.0L	27 ²	625	MTZ-34 ¹			MTP-27	MT-27			
2004-89		1800, 2300, 2600	6.9L	27 ²	625	MTZ-34 ¹			MTP-27	MT-27			
2010-05		1800CS	4.7L	27 ²	625	MTZ-34 ¹			MTP-27	MT-27			
2004		1800CS	6.9L	27 ²	625	MTZ-34 ¹			MTP-27	MT-27			
2010-05		1800HD, 2000, 2300DH, 2300LP, 2600, 3300	7.7L	27 ²	625	MTZ-34 ¹			MTP-27	MT-27			
1994-89		2000, 2800	6.9L	27 ²	625	MTZ-34 ¹			MTP-27	MT-27			
1991-89		3000, 550T	7.4L	27 ²	625	MTZ-34 ¹			MTP-27	MT-27			
1994-92		3000HD, 600T	7.4L	27 ²	625	MTZ-34 ¹			MTP-27	MT-27			
1994-92		3000SD	6.9L	27 ²	625	MTZ-34 ¹			MTP-27	MT-27			
Agriculture Agrícola Agriculture		Van Hool • Medium/Heavy Truck											
		2014-03	C2045	All	8D ^{2,3}	1100	8D-AGMX						
		2022-14	Commuter Coach CX	All	8D ^{2,3}	1100	8D-AGMX	8D-MHD		8D-XHD			
		2014-06	T2100	10.8L, 11.9L, 12.5L, 12.7L, 12.8L	8D ^{2,3}	1100	8D-AGMX	8D-MHD		8D-XHD			
		2004-99	T2100	8.9L, 10.0L, 10.8L, 12.7L	8D ^{2,3}	1100	8D-AGMX	8D-MHD		8D-XHD			
		2000-99	T900	10.8L, 12.7L	8D ^{2,3}	1100	8D-AGMX	8D-MHD		8D-XHD			
	2001-00	T915	10.8L	8D ^{2,3}	1100	8D-AGMX	8D-MHD		8D-XHD				
	2017-08	T925	10.8L, 11.9L	8D ^{2,3}	1100	8D-AGMX	8D-MHD		8D-XHD				
	2020-15	TDX Double Decker Coach	11.9L, 12.8L	8D ^{2,3}	1100	8D-AGMX	8D-MHD		8D-XHD				
	2019-14	Tourist Coach TX	11.9L, 12.8L	8D ^{2,3}	1100	8D-AGMX	8D-MHD		8D-XHD				
	2021-03	Urban Bus	6.7L, 8.9L, 9.0L, 10.8L	8D ^{2,3}	1100	8D-AGMX	8D-MHD		8D-XHD				
	Lawn & Garden Césped y Jardín Jardin et Pelouse	Volvo • Class 8 Truck											
		1990	118		31T ³	625	31-AGM7	31-MHD	31-ECL	31-LHD	31-VHD		
		1990	118		31T ⁴	550	31-AGM7	31-MHD	31-ECL	31-LHD	31-VHD		
		1989-88	Autocar		31T ³	625	31-AGM7	31-MHD	31-ECL	31-LHD	31-VHD		
		1989-88	Autocar		31T ⁴	550	31-AGM7	31-MHD	31-ECL	31-LHD	31-VHD		
		1996-90	WC, WG, WH, WX		31T ³	625	31-AGM7	31-MHD	31-ECL	31-LHD	31-VHD		
		1996-90	WC, WG, WH, WX		31T ⁴	550	31-AGM7	31-MHD	31-ECL	31-LHD	31-VHD		
		1996-88	WI		31T ³	625	31-AGM7	31-MHD	31-ECL	31-LHD	31-VHD		
		1996-88	WI		31T ⁴	550	31-AGM7	31-MHD	31-ECL	31-LHD	31-VHD		
		Powersports Vehículos Deportivos Sports Motorisés	Volvo • Medium/Heavy Truck										
			2020-09	9700	12.8L	31T ⁴	950	31-AGMX	31-MHD		31-XHD		
			2001-97	ACL	12.1L	31T ⁴	950	31-AGMX	31-MHD		31-XHD		
			2001-97	ACL	14.0L	31T ⁴	950	31-AGMX	31-MHD		31-XHD		
			1999-97	ACL	14.6L	31T ⁴	950	31-AGMX	31-MHD		31-XHD		
			1998-97	ACL	10.0L	31T ⁴	950	31-AGMX	31-MHD		31-XHD		
			2001-00	ACL, VNL, VNM	12.7L	31T ⁴	950	31-AGMX	31-MHD		31-XHD		
2002-97			ACL, WAH	10.8L	31T ⁴	950	31-AGMX	31-MHD		31-XHD			
2001-97			ACL, WAH	11.1L	31T ⁴	950	31-AGMX	31-MHD		31-XHD			
Reference Referencia Référence			Reference										
			2020-09	9700	12.8L	31T ⁴	950	31-AGMX	31-MHD		31-XHD		
			2001-97	ACL	12.1L	31T ⁴	950	31-AGMX	31-MHD		31-XHD		
			2001-97	ACL	14.0L	31T ⁴	950	31-AGMX	31-MHD		31-XHD		
			1999-97	ACL	14.6L	31T ⁴	950	31-AGMX	31-MHD		31-XHD		
			1998-97	ACL	10.0L	31T ⁴	950	31-AGMX	31-MHD		31-XHD		
			2001-00	ACL, VNL, VNM	12.7L	31T ⁴	950	31-AGMX	31-MHD		31-XHD		
			2002-97	ACL, WAH	10.8L	31T ⁴	950	31-AGMX	31-MHD		31-XHD		
			2001-97	ACL, WAH	11.1L	31T ⁴	950	31-AGMX	31-MHD		31-XHD		

Year	Model	Options	Group Size	Rating (CCA)	AGM	XHD/MHD	ECL	Alternate 1	Alternate 2
Volvo • Medium/Heavy Truck (continued)									
1997	ACL, WC, WI	10.3L	31T ⁴	950	31-AGMX	31-MHD		31-XHD	
1998-97	ACL, WI	12.7L	31T ⁴	950	31-AGMX	31-MHD		31-XHD	
1999-97	ACL, WX	10.5L	31T ⁴	950	31-AGMX	31-MHD		31-XHD	
1998	FE	10.5L	31T ⁴	950	31-AGMX	31-MHD		31-XHD	
1997	FE	6.6L	31T ⁴	950	31-AGMX	31-MHD		31-XHD	
2021-11	VAH	12.8L	31T ⁴	950	31-AGMX	31-MHD		31-XHD	
2023-11	VAH, VHD	10.8L	31T ⁴	950	31-AGMX	31-MHD		31-XHD	
2022-01	VHD	10.8L	31T ⁴	950	31-AGMX	31-MHD		31-XHD	
2008-01	VHD	12.1L	31T ⁴	950	31-AGMX	31-MHD		31-XHD	
2005-04	VHD	8.9L	31T ⁴	950	31-AGMX	31-MHD		31-XHD	
2017-07	VHD, VNL, VNM	12.8L	31T ⁴	950	31-AGMX	31-MHD		31-XHD	
2004	VN	12.1L	31T ⁴	950	31-AGMX	31-MHD		31-XHD	
1999-98	VN	10.5L	31T ⁴	950	31-AGMX	31-MHD		31-XHD	
1999-98	VN	10.8L	31T ⁴	950	31-AGMX	31-MHD		31-XHD	
1999-98	VN	11.1L	31T ⁴	950	31-AGMX	31-MHD		31-XHD	
1999-98	VN	12.1L	31T ⁴	950	31-AGMX	31-MHD		31-XHD	
1999-98	VN	12.7L	31T ⁴	950	31-AGMX	31-MHD		31-XHD	
1999-98	VN	14.0L	31T ⁴	950	31-AGMX	31-MHD		31-XHD	
1999-98	VN	14.6L	31T ⁴	950	31-AGMX	31-MHD		31-XHD	
1999	VN	15.0L	31T ⁴	950	31-AGMX	31-MHD		31-XHD	
1998	VN	10.3L	31T ⁴	950	31-AGMX	31-MHD		31-XHD	
2023-00	VNL	14.9L	31T ⁴	950	31-AGMX	31-MHD		31-XHD	
2022-13	VNL	11.9L	31T ⁴	950	31-AGMX	31-MHD		31-XHD	
2022-07	VNL	12.8L	31T ⁴	950	31-AGMX	31-MHD		31-XHD	
2022-00	VNL	10.8L	31T ⁴	950	31-AGMX	31-MHD		31-XHD	
2020-06	VNL	16.1L	31T ⁴	950	31-AGMX	31-MHD		31-XHD	
2017-00	VNL	15.0L	31T ⁴	950	31-AGMX	31-MHD		31-XHD	
2009-00	VNL	12.1L	31T ⁴	950	31-AGMX	31-MHD		31-XHD	
2003-00	VNL	12.7L	31T ⁴	950	31-AGMX	31-MHD		31-XHD	
2002-00	VNL	11.1L	31T ⁴	950	31-AGMX	31-MHD		31-XHD	
2002-00	VNL	14.0L	31T ⁴	950	31-AGMX	31-MHD		31-XHD	
2000	VNL	10.5L	31T ⁴	950	31-AGMX	31-MHD		31-XHD	
2018-07	VNL, VNM	12.8L	31T ⁴	950	31-AGMX	31-MHD		31-XHD	
2017-00	VNL, VNM	10.8L	31T ⁴	950	31-AGMX	31-MHD		31-XHD	
2009-00	VNL, VNM	12.1L	31T ⁴	950	31-AGMX	31-MHD		31-XHD	
2003-00	VNL, VNM	10.8L	31T ⁴	950	31-AGMX	31-MHD		31-XHD	
2003-00	VNL, VNM	12.7L	31T ⁴	950	31-AGMX	31-MHD		31-XHD	
2002-00	VNL, VNM	11.1L	31T ⁴	950	31-AGMX	31-MHD		31-XHD	
2002-00	VNL, VNM	14.0L	31T ⁴	950	31-AGMX	31-MHD		31-XHD	
2018-12	VNM	8.9L	31T ⁴	950	31-AGMX	31-MHD		31-XHD	
2007	VNM	14.9L	31T ⁴	950	31-AGMX	31-MHD		31-XHD	
2023-18	VNR	10.8L	31T ⁴	950	31-AGMX	31-MHD		31-XHD	
2022-18	VNR	12.8L	31T ⁴	950	31-AGMX	31-MHD		31-XHD	
2021-19	VNR	8.9L	31T ⁴	950	31-AGMX	31-MHD		31-XHD	
2017-14	VNX	16.1L	31T ⁴	950	31-AGMX	31-MHD		31-XHD	
2010-06	VT	14.9L	31T ⁴	950	31-AGMX	31-MHD		31-XHD	
2010-06	VT	16.1L	31T ⁴	950	31-AGMX	31-MHD		31-XHD	
2001	WAH	12.7L	31T ⁴	950	31-AGMX	31-MHD		31-XHD	
1998	WAH	12.7L	31T ⁴	950	31-AGMX	31-MHD		31-XHD	
1998	WAH	8.3L	31T ⁴	950	31-AGMX	31-MHD		31-XHD	
1997	WC, WH	12.7L	31T ⁴	950	31-AGMX	31-MHD		31-XHD	
1998-97	WC, WI	10.8L	31T ⁴	950	31-AGMX	31-MHD		31-XHD	
1998-97	WC, WI	11.1L	31T ⁴	950	31-AGMX	31-MHD		31-XHD	
1998-97	WC, WI	12.1L	31T ⁴	950	31-AGMX	31-MHD		31-XHD	
1998-97	WC, WI	14.0L	31T ⁴	950	31-AGMX	31-MHD		31-XHD	
1998-97	WC, WI	14.6L	31T ⁴	950	31-AGMX	31-MHD		31-XHD	
2001-97	WG	10.8L	31T ⁴	550	31-AGM7	31-MHD	31-ECL	31-LHD	31-VHD
2001-97	WG	11.1L	31T ⁴	550	31-AGM7	31-MHD	31-ECL	31-LHD	31-VHD
2001-97	WG	12.1L	31T ⁴	550	31-AGM7	31-MHD	31-ECL	31-LHD	31-VHD
2001-97	WG	14.0L	31T ⁴	550	31-AGM7	31-MHD	31-ECL	31-LHD	31-VHD
2001-97	WG		31T ³	625	31-AGM7	31-MHD	31-ECL	31-LHD	31-VHD
1999-97	WG	10.5L	31T ⁴	550	31-AGM7	31-MHD	31-ECL	31-LHD	31-VHD
1999-97	WG		31T ³	625	31-AGM7	31-MHD	31-ECL	31-LHD	31-VHD
1998-97	WG	10.0L	31T ⁴	550	31-AGM7	31-MHD	31-ECL	31-LHD	31-VHD
1998-97	WG		31T ³	625	31-AGM7	31-MHD	31-ECL	31-LHD	31-VHD
1998	WG	14.6L	31T ⁴	550	31-AGM7	31-MHD	31-ECL	31-LHD	31-VHD
1998	WG		31T ³	625	31-AGM7	31-MHD	31-ECL	31-LHD	31-VHD
1997	WG	10.3L	31T ⁴	550	31-AGM7	31-MHD	31-ECL	31-LHD	31-VHD
1997	WG		31T ³	625	31-AGM7	31-MHD	31-ECL	31-LHD	31-VHD
1997	WH	11.1L	31T ⁴	950	31-AGMX	31-MHD		31-XHD	
1997	WH	14.0L	31T ⁴	950	31-AGMX	31-MHD		31-XHD	
2004	WX	8.9L	31T ⁴	950	31-AGMX	31-MHD		31-XHD	

Automotive & Light Truck
Automotrices y Camiones
Livianos
Automobile et Camionnette

Heavy-Duty Truck
Camiones Para Servicio Pesado
Poids Lourds

Agriculture
Agrícola
Agriculture

Industrial
Industrial
Industrial

Lawn & Garden
Césped y Jardín
Jardin et Pelouse

Powersports
Vehículos Deportivos
Sports Motorisés

Reference
Referencia
Référence

	Year	Model	Options	Group Size	Rating (CCA)	AGM	XHD/MHD	ECL	Alternate 1	Alternate 2	
Automotive & Light Truck Automotrices y Camiones Livianos Automobile et Camionnette	Volvo • Medium/Heavy Truck (continued)										
	2003-97	WX	10.8L	31T ⁴	950	31-AGMX	31-MHD		31-XHD		
	1999-90	WX	10.0L	31T ⁴	950	31-AGMX	31-MHD		31-XHD		
	1998-97	WX	8.3L	31T ⁴	950	31-AGMX	31-MHD		31-XHD		
	1996-93	WX	10.8L	31T ⁴	550	31-AGM7	31-MHD	31-ECL	31-LHD	31-VHD	
	1996-93	WX		31T ⁴	625	31-AGM7	31-MHD	31-ECL	31-LHD	31-VHD	
	1996-90	WX	11.1L	31T ⁴	550	31-AGM7	31-MHD	31-ECL	31-LHD	31-VHD	
	1996-90	WX	12.7L	31T ⁴	550	31-AGM7	31-MHD	31-ECL	31-LHD	31-VHD	
	1996-90	WX	14.0L	31T ⁴	550	31-AGM7	31-MHD	31-ECL	31-LHD	31-VHD	
	1996-90	WX		31T ⁴	625	31-AGM7	31-MHD	31-ECL	31-LHD	31-VHD	
Heavy-Duty Truck Camiones Para Servicio Pesado Poids Lourds	Western RV • Medium/Heavy Truck										
	2008-03	Alpine	8.3L	31T ²	610	31-AGM7	31-MHD	31-ECL	31-LHD	31-VHD	
	2008-03	Alpine	8.9L	31T ²	610	31-AGM7	31-MHD	31-ECL	31-LHD	31-VHD	
Agriculture Agrícola Agriculture	Western Star • Medium/Heavy Truck										
	2001-00	3800	14.6L	31T ³	625	31-AGM7	31-MHD	31-ECL	31-LHD	31-VHD	
	2001-00	3800		31T ³	750	31-AGM7	31-MHD		31-XHD	31-XHD	
	2001-00	3800		31T ⁴	700	31-AGM7	31-MHD	31-ECL	31-LHD	31-XHD	
	2001-00	3800		31T ⁵⁰	1000	31-AGMX	31-XHD		31-MHD		
	2001-00	3800		8D ⁵⁰	1300	8D-AGMX	8D-MHD				
	1999	3800	12.7L	31T ³	625	31-AGM7	31-MHD	31-ECL	31-LHD	31-VHD	
	1999	3800	18.0L	31T ³	625	31-AGM7	31-MHD	31-ECL	31-LHD	31-VHD	
	1999	3800		31T ³	750	31-AGM7	31-MHD		31-XHD	31-XHD	
	1999	3800		31T ⁴	700	31-AGM7	31-MHD	31-ECL	31-LHD	31-XHD	
	1999	3800		31T ⁵⁰	1000	31-AGMX	31-XHD		31-MHD		
	1999	3800		8D ⁵⁰	1300	8D-AGMX	8D-MHD				
	1997	3800	10.8L	31T ³	625	31-AGM7	31-MHD	31-ECL	31-LHD	31-VHD	
	1997	3800	14.0L	31T ³	625	31-AGM7	31-MHD	31-ECL	31-LHD	31-VHD	
	1997	3800	14.6L	31T ³	625	31-AGM7	31-MHD	31-ECL	31-LHD	31-VHD	
	1997	3800		31T ³	750	31-AGM7	31-MHD		31-XHD	31-XHD	
	1997	3800		31T ⁴	700	31-AGM7	31-MHD	31-ECL	31-LHD	31-XHD	
	1997	3800		31T ⁵⁰	1000	31-AGMX	31-XHD		31-MHD		
	1997	3800		8D ⁵⁰	1300	8D-AGMX	8D-MHD				
	Industrial Industrial Industriel	2023-18	4700	9.0L	31T ³	625	31-AGM7	31-MHD	31-ECL	31-LHD	31-VHD
		2023-18	4700		31T ³	750	31-AGM7	31-MHD		31-XHD	31-XHD
		2023-18	4700		31T ⁴	700	31-AGM7	31-MHD	31-ECL	31-LHD	31-XHD
		2023-18	4700		31T ⁵⁰	1000	31-AGMX	31-XHD		31-MHD	
		2023-18	4700		8D ⁵⁰	1300	8D-AGMX	8D-MHD			
		2023-13	4700	12.8L	31T ³	625	31-AGM7	31-MHD	31-ECL	31-LHD	31-VHD
		2023-13	4700		31T ³	750	31-AGM7	31-MHD		31-XHD	31-XHD
		2023-13	4700		31T ⁴	700	31-AGM7	31-MHD	31-ECL	31-LHD	31-XHD
2023-13		4700		31T ⁵⁰	1000	31-AGMX	31-XHD		31-MHD		
2023-13		4700		8D ⁵⁰	1300	8D-AGMX	8D-MHD				
Lawn & Garden Césped y Jardín Jardin et Pelouse	2022-20	4700	11.9L	31T ³	625	31-AGM7	31-MHD	31-ECL	31-LHD	31-VHD	
	2022-20	4700		31T ³	750	31-AGM7	31-MHD		31-XHD	31-XHD	
	2022-20	4700		31T ⁴	700	31-AGM7	31-MHD	31-ECL	31-LHD	31-XHD	
	2022-20	4700		31T ⁵⁰	1000	31-AGMX	31-XHD		31-MHD		
	2022-20	4700		8D ⁵⁰	1300	8D-AGMX	8D-MHD				
	2018-13	4700	8.9L	31T ³	625	31-AGM7	31-MHD	31-ECL	31-LHD	31-VHD	
	2018-13	4700		31T ³	750	31-AGM7	31-MHD		31-XHD	31-XHD	
	2018-13	4700		31T ⁴	700	31-AGM7	31-MHD	31-ECL	31-LHD	31-XHD	
	2018-13	4700		31T ⁵⁰	1000	31-AGMX	31-XHD		31-MHD		
	2018-13	4700		8D ⁵⁰	1300	8D-AGMX	8D-MHD				
Powersports Vehículos Deportivos Sports Motorisés	2014-12	4700	8.3L	31T ³	625	31-AGM7	31-MHD	31-ECL	31-LHD	31-VHD	
	2014-12	4700		31T ³	750	31-AGM7	31-MHD		31-XHD	31-XHD	
	2014-12	4700		31T ⁴	700	31-AGM7	31-MHD	31-ECL	31-LHD	31-XHD	
	2014-12	4700		31T ⁵⁰	1000	31-AGMX	31-XHD		31-MHD		
	2014-12	4700		8D ⁵⁰	1300	8D-AGMX	8D-MHD				
	2014	4800	10.8L	31T ³	625	31-AGM7	31-MHD	31-ECL	31-LHD	31-VHD	
	2014	4800	12.7L	31T ³	625	31-AGM7	31-MHD	31-ECL	31-LHD	31-VHD	
	2014	4800		31T ³	750	31-AGM7	31-MHD		31-XHD	31-XHD	
	2014	4800		31T ⁴	700	31-AGM7	31-MHD	31-ECL	31-LHD	31-XHD	
	2014	4800		31T ⁵⁰	1000	31-AGMX	31-XHD		31-MHD		
Reference Referencia Référence	2002-00	4800	7.2L	31T ³	625	31-AGM7	31-MHD	31-ECL	31-LHD	31-VHD	
	2002-00	4800		31T ³	750	31-AGM7	31-MHD		31-XHD	31-XHD	
	2002-00	4800		31T ⁴	700	31-AGM7	31-MHD	31-ECL	31-LHD	31-XHD	
	2002-00	4800		31T ⁵⁰	1000	31-AGMX	31-XHD		31-MHD		
	2002-00	4800		8D ⁵⁰	1300	8D-AGMX	8D-MHD				
	2000-97	4800	10.5L	31T ³	625	31-AGM7	31-MHD	31-ECL	31-LHD	31-VHD	
	2000	4800	8.3L	31T ³	625	31-AGM7	31-MHD	31-ECL	31-LHD	31-VHD	
	2000	4800		31T ³	750	31-AGM7	31-MHD		31-XHD	31-XHD	
	2000	4800		31T ⁴	700	31-AGM7	31-MHD	31-ECL	31-LHD	31-XHD	

Year	Model	Options	Group Size	Rating (CCA)	AGM	XHD/MHD	ECL	Alternate 1	Alternate 2
Western Star • Medium/Heavy Truck (continued)									
2000	4800		31T ⁵⁰	1000	31-AGMX	31-XHD		31-MHD	
2000	4800		8D ⁵⁰	1300	8D-AGMX	8D-MHD			
1999-97	4800	10.0L	31T ³	625	31-AGM7	31-MHD	31-ECL	31-LHD	31-VHD
1999-97	4800		31T ³	625	31-AGM7	31-MHD	31-ECL	31-LHD	31-VHD
1999-97	4800		31T ³	750	31-AGM7	31-MHD		31-XHD	31-XHD
1999-97	4800		31T ⁴	700	31-AGM7	31-MHD	31-ECL	31-LHD	31-XHD
1999-97	4800		31T ⁵⁰	1000	31-AGMX	31-XHD		31-MHD	
1999-97	4800		8D ⁵⁰	1300	8D-AGMX	8D-MHD			
1999	4800	6.6L	31T ³	625	31-AGM7	31-MHD	31-ECL	31-LHD	31-VHD
1999	4800		31T ³	750	31-AGM7	31-MHD		31-XHD	31-XHD
1999	4800		31T ⁴	700	31-AGM7	31-MHD	31-ECL	31-LHD	31-XHD
1999	4800		31T ⁵⁰	1000	31-AGMX	31-XHD		31-MHD	
1999	4800		8D ⁵⁰	1300	8D-AGMX	8D-MHD			
1998-97	4800	8.3L	31T ³	625	31-AGM7	31-MHD	31-ECL	31-LHD	31-VHD
1998-97	4800		31T ³	750	31-AGM7	31-MHD		31-XHD	31-XHD
1998-97	4800		31T ⁴	700	31-AGM7	31-MHD	31-ECL	31-LHD	31-XHD
1998-97	4800		31T ⁵⁰	1000	31-AGMX	31-XHD		31-MHD	
1998-97	4800		8D ⁵⁰	1300	8D-AGMX	8D-MHD			
2001-97	4900	10.5L	31T ³	625	31-AGM7	31-MHD	31-ECL	31-LHD	31-VHD
2001-97	4900		31T ³	750	31-AGM7	31-MHD		31-XHD	31-XHD
2001-97	4900		31T ⁴	700	31-AGM7	31-MHD	31-ECL	31-LHD	31-XHD
2001-97	4900		31T ⁵⁰	1000	31-AGMX	31-XHD		31-MHD	
2001-97	4900		8D ⁵⁰	1300	8D-AGMX	8D-MHD			
2001	4900	9.0L	31T ³	625	31-AGM7	31-MHD	31-ECL	31-LHD	31-VHD
2001	4900		31T ³	750	31-AGM7	31-MHD		31-XHD	31-XHD
2001	4900		31T ⁴	700	31-AGM7	31-MHD	31-ECL	31-LHD	31-XHD
2001	4900		31T ⁵⁰	1000	31-AGMX	31-XHD		31-MHD	
2001	4900		8D ⁵⁰	1300	8D-AGMX	8D-MHD			
1999-97	4900	8.3L	31T ³	625	31-AGM7	31-MHD	31-ECL	31-LHD	31-VHD
1999-97	4900		31T ³	750	31-AGM7	31-MHD		31-XHD	31-XHD
1999-97	4900		31T ⁴	700	31-AGM7	31-MHD	31-ECL	31-LHD	31-XHD
1999-97	4900		31T ⁵⁰	1000	31-AGMX	31-XHD		31-MHD	
1999-97	4900		8D ⁵⁰	1300	8D-AGMX	8D-MHD			
1997	4900	10.0L	31T ³	625	31-AGM7	31-MHD	31-ECL	31-LHD	31-VHD
1997	4900	18.0L	31T ³	625	31-AGM7	31-MHD	31-ECL	31-LHD	31-VHD
1997	4900		31T ³	750	31-AGM7	31-MHD		31-XHD	31-XHD
1997	4900		31T ⁴	700	31-AGM7	31-MHD	31-ECL	31-LHD	31-XHD
1997	4900		31T ⁵⁰	1000	31-AGMX	31-XHD		31-MHD	
1997	4900		8D ⁵⁰	1300	8D-AGMX	8D-MHD			
1987-86	4900	10.0L	31T ⁴	960	31-AGMX	31-XHD		31-MHD	
1987-86	4900	10.5L	31T ⁴	960	31-AGMX	31-XHD		31-MHD	
1987-83	4900	14.0L	31T ⁴	960	31-AGMX	31-XHD		31-MHD	
1987-83	4900	14.6L	31T ⁴	960	31-AGMX	31-XHD		31-MHD	
1987-83	4900		31T ⁴	960	31-AGMX	31-XHD		31-MHD	
1987	4900	12.7L	31T ⁴	960	31-AGMX	31-XHD		31-MHD	
1986-85	4900	9.0L	31T ⁴	960	31-AGMX	31-XHD		31-MHD	
1985-84	4900	12.1L	31T ⁴	960	31-AGMX	31-XHD		31-MHD	
1985-84	4900	18.0L	31T ⁴	960	31-AGMX	31-XHD		31-MHD	
1985-83	4900	7.0L	31T ⁴	960	31-AGMX	31-XHD		31-MHD	
1983	4900	9.0L	31T ⁴	960	31-AGMX	31-XHD		31-MHD	
2002-98	5800	8.3L	31T ³	625	31-AGM7	31-MHD	31-ECL	31-LHD	31-VHD
2002-98	5800		31T ³	750	31-AGM7	31-MHD		31-XHD	31-XHD
2002-98	5800		31T ⁴	700	31-AGM7	31-MHD	31-ECL	31-LHD	31-XHD
2002-98	5800		31T ⁵⁰	1000	31-AGMX	31-XHD		31-MHD	
2002-98	5800		8D ⁵⁰	1300	8D-AGMX	8D-MHD			
2002-01	5800	7.2L	31T ³	625	31-AGM7	31-MHD	31-ECL	31-LHD	31-VHD
2002-01	5800		31T ³	750	31-AGM7	31-MHD		31-XHD	31-XHD
2002-01	5800		31T ⁴	700	31-AGM7	31-MHD	31-ECL	31-LHD	31-XHD
2002-01	5800		31T ⁵⁰	1000	31-AGMX	31-XHD		31-MHD	
2002-01	5800		8D ⁵⁰	1300	8D-AGMX	8D-MHD			
2000-98	5800	10.5L	31T ³	625	31-AGM7	31-MHD	31-ECL	31-LHD	31-VHD
1998	5800	10.0L	31T ³	625	31-AGM7	31-MHD	31-ECL	31-LHD	31-VHD
1998	5800		31T ³	750	31-AGM7	31-MHD		31-XHD	31-XHD
1998	5800		31T ⁴	700	31-AGM7	31-MHD	31-ECL	31-LHD	31-XHD
1998	5800		31T ⁵⁰	1000	31-AGMX	31-XHD		31-MHD	
1998	5800		8D ⁵⁰	1300	8D-AGMX	8D-MHD			
1997	5800	10.5L	31T ³	1300					
1997	5800		31T ³	625	31-AGM7	31-MHD	31-ECL	31-LHD	31-VHD
1997	5800		31T ⁴	750	31-AGM7	31-MHD		31-LHD	31-XHD
1997	5800		31T ⁵⁰	700	31-AGM7	31-MHD	31-ECL	31-LHD	31-XHD
1997	5800		8D ⁵⁰	1000	8D-AGMX	8D-XHD		8D-MHD	
2001-98	5900	10.3L	31T ³	625	31-AGM7	31-MHD	31-ECL	31-LHD	31-VHD

Automotive & Light Truck
Automotrices y Camiones
Livianos
Automobile et Camionnette

Heavy-Duty Truck
Camiones Para Servicio Pesado
Poids Lourds

Agriculture
Agrícola
Agriculture

Industrial
Industrial
Industrial

Lawn & Garden
Césped y Jardín
Jardin et Pelouse

Powersports
Vehículos Deportivos
Sports Motorisés

Reference
Referencia
Référence

	Year	Model	Options	Group Size	Rating (CCA)	AGM	XHD/MHD	ECL	Alternate 1	Alternate 2	
Automotive & Light Truck Automotrices y Camiones Livianos Automobile et Camionnette	Western Star • Medium/Heavy Truck (continued)										
	2001-98	5900		31T ³	750	31-AGM7	31-MHD		31-XHD	31-XHD	
	2001-98	5900		31T ⁴	700	31-AGM7	31-MHD	31-ECL	31-LHD	31-XHD	
	2001-98	5900		31T ⁵⁰	1000	31-AGMX	31-XHD		31-MHD		
	2001-98	5900		8D ⁵⁰	1300	8D-AGMX	8D-MHD				
	2001-97	5900	10.8L	31T ³	625	31-AGM7	31-MHD	31-ECL	31-LHD	31-VHD	
	2001-97	5900	12.0L	31T ³	625	31-AGM7	31-MHD	31-ECL	31-LHD	31-VHD	
	2001-97	5900	12.7L	31T ³	625	31-AGM7	31-MHD	31-ECL	31-LHD	31-VHD	
	2001-97	5900		31T ³	750	31-AGM7	31-MHD		31-XHD	31-XHD	
	2001-97	5900		31T ⁴	700	31-AGM7	31-MHD	31-ECL	31-LHD	31-XHD	
Heavy-Duty Truck Camiones Para Servicio Pesado Poids Lourds	2001-97	5900		31T ⁵⁰	1000	31-AGMX	31-XHD		31-MHD		
	2001-97	5900		8D ⁵⁰	1300	8D-AGMX	8D-MHD				
	1999	5900	11.1L	31T ³	625	31-AGM7	31-MHD	31-ECL	31-LHD	31-VHD	
	1999	5900		31T ³	625	31-AGM7	31-MHD	31-ECL	31-LHD	31-VHD	
	1999	5900		31T ³	750	31-AGM7	31-MHD		31-XHD	31-XHD	
	1999	5900		31T ⁴	700	31-AGM7	31-MHD	31-ECL	31-LHD	31-XHD	
	1999	5900		31T ⁵⁰	1000	31-AGMX	31-XHD		31-MHD		
	1999	5900		8D ⁵⁰	1300	8D-AGMX	8D-MHD				
	1997	5900	11.1L	31T ³	625	31-AGM7	31-MHD	31-ECL	31-LHD	31-VHD	
	1997	5900		31T ³	625	31-AGM7	31-MHD	31-ECL	31-LHD	31-VHD	
Agriculture Agrícola Agriculture	1997	5900		31T ³	750	31-AGM7	31-MHD		31-XHD	31-XHD	
	1997	5900		31T ⁴	700	31-AGM7	31-MHD	31-ECL	31-LHD	31-XHD	
	1997	5900		31T ⁵⁰	1000	31-AGMX	31-XHD		31-MHD		
	1997	5900		8D ⁵⁰	1300	8D-AGMX	8D-MHD				
	2001-98	6900	14.0L	31T ³	625	31-AGM7	31-MHD	31-ECL	31-LHD	31-VHD	
	2001-98	6900		31T ³	750	31-AGM7	31-MHD		31-XHD	31-XHD	
	2001-98	6900		31T ⁴	700	31-AGM7	31-MHD	31-ECL	31-LHD	31-XHD	
	2001-98	6900		31T ⁵⁰	1000	31-AGMX	31-XHD		31-MHD		
	2001-98	6900		8D ⁵⁰	1300	8D-AGMX	8D-MHD				
	2001	6900	15.0L	31T ³	625	31-AGM7	31-MHD	31-ECL	31-LHD	31-VHD	
Industrial Industrial Industriel	2001	6900		31T ³	750	31-AGM7	31-MHD		31-XHD	31-XHD	
	2001	6900		31T ⁴	700	31-AGM7	31-MHD	31-ECL	31-LHD	31-XHD	
	2001	6900		31T ⁵⁰	1000	31-AGMX	31-XHD		31-MHD		
	2001	6900		8D ⁵⁰	1300	8D-AGMX	8D-MHD				
	1998	6900	11.1L	31T ³	625	31-AGM7	31-MHD	31-ECL	31-LHD	31-VHD	
	1998	6900		31T ³	750	31-AGM7	31-MHD		31-XHD	31-XHD	
	1998	6900		31T ⁴	700	31-AGM7	31-MHD	31-ECL	31-LHD	31-XHD	
	1998	6900		31T ⁵⁰	1000	31-AGMX	31-XHD		31-MHD		
	1998	6900		8D ⁵⁰	1300	8D-AGMX	8D-MHD				
	1997	6900	12.7L	31T ³	625	31-AGM7	31-MHD	31-ECL	31-LHD	31-VHD	
Lawn & Garden Césped y Jardín Jardin et Pelouse	1997	6900		31T ³	750	31-AGM7	31-MHD		31-XHD	31-XHD	
	1997	6900		31T ⁴	700	31-AGM7	31-MHD	31-ECL	31-LHD	31-XHD	
	1997	6900		31T ⁵⁰	1000	31-AGMX	31-XHD		31-MHD		
	1997	6900		8D ⁵⁰	1300	8D-AGMX	8D-MHD				
	2001-00	3700, 4900	7.2L	31T ³	625	31-AGM7	31-MHD	31-ECL	31-LHD	31-VHD	
	2001-00	3700, 4900		31T ³	750	31-AGM7	31-MHD		31-XHD	31-XHD	
	2001-00	3700, 4900		31T ⁴	700	31-AGM7	31-MHD	31-ECL	31-LHD	31-XHD	
	2001-00	3700, 4900		31T ⁵⁰	1000	31-AGMX	31-XHD		31-MHD		
	2001-00	3700, 4900		8D ⁵⁰	1300	8D-AGMX	8D-MHD				
	2023-22	47X	11.9L	31T ^{3,4,33}	925	31-AGM7			31-AGMX	31-AGM5	
Powersports Vehiculos Deportivos Sports Motorisés	2023	47X	12.8L	31T ^{3,4,33}	925	31-AGM7			31-AGMX	31-AGM5	
	1999-97	4800, 4900	11.1L	31T ³	625	31-AGM7	31-MHD	31-ECL	31-LHD	31-VHD	
	1999-97	4800, 4900		31T ³	750	31-AGM7	31-MHD		31-XHD	31-XHD	
	1999-97	4800, 4900		31T ⁴	700	31-AGM7	31-MHD	31-ECL	31-LHD	31-XHD	
	1999-97	4800, 4900		31T ⁵⁰	1000	31-AGMX	31-XHD		31-MHD		
	1999-97	4800, 4900		8D ⁵⁰	1300	8D-AGMX	8D-MHD				
	2002-97	4800, 4900, 4900E	14.0L	31T ³	625	31-AGM7	31-MHD	31-ECL	31-LHD	31-VHD	
	2002-97	4800, 4900, 4900E		31T ³	750	31-AGM7	31-MHD		31-XHD	31-XHD	
	2002-97	4800, 4900, 4900E		31T ⁴	700	31-AGM7	31-MHD	31-ECL	31-LHD	31-XHD	
	2002-97	4800, 4900, 4900E		31T ⁵⁰	1000	31-AGMX	31-XHD		31-MHD		
Reference Referencia Référence	2002-97	4800, 4900, 4900E, 5800	12.7L	31T ³	625	31-AGM7	31-MHD	31-ECL	31-LHD	31-VHD	
	2002-97	4800, 4900, 4900E, 5800	14.6L	31T ³	625	31-AGM7	31-MHD	31-ECL	31-LHD	31-VHD	
	2002-97	4800, 4900, 4900E, 5800		31T ³	750	31-AGM7	31-MHD		31-XHD	31-XHD	
	2002-97	4800, 4900, 4900E, 5800		31T ⁴	700	31-AGM7	31-MHD	31-ECL	31-LHD	31-XHD	
	2002-97	4800, 4900, 4900E, 5800		31T ⁵⁰	1000	31-AGMX	31-XHD		31-MHD		
	2002-97	4800, 4900, 4900E, 5800		8D ⁵⁰	1300	8D-AGMX	8D-MHD				
	2002-97	4800, 4900, 5800	10.3L	31T ³	625	31-AGM7	31-MHD	31-ECL	31-LHD	31-VHD	
	2002-97	4800, 4900, 5800	10.8L	31T ³	625	31-AGM7	31-MHD	31-ECL	31-LHD	31-VHD	
	2002-97	4800, 4900, 5800	12.0L	31T ³	625	31-AGM7	31-MHD	31-ECL	31-LHD	31-VHD	
	2002-97	4800, 4900, 5800		31T ³	750	31-AGM7	31-MHD		31-XHD	31-XHD	
2002-97	4800, 4900, 5800		31T ⁴	700	31-AGM7	31-MHD	31-ECL	31-LHD	31-XHD		
2002-97	4800, 4900, 5800		31T ⁵⁰	1000	31-AGMX	31-XHD		31-MHD			

Year	Model	Options	Group Size	Rating (CCA)	AGM	XHD/MHD	ECL	Alternate 1	Alternate 2
Western Star • Medium/Heavy Truck (continued)									
2002-97	4800, 4900, 5800		8D ⁵⁰	1300	8D-AGMX	8D-MHD			
2001	4800, 4900, 5800, 6900	11.1L	31T ³	625	31-AGM7	31-MHD	31-ECL	31-LHD	31-VHD
2001	4800, 4900, 5800, 6900		31T ³	750	31-AGM7	31-MHD		31-XHD	31-XHD
2001	4800, 4900, 5800, 6900		31T ⁴	700	31-AGM7	31-MHD	31-ECL	31-LHD	31-XHD
2001	4800, 4900, 5800, 6900		31T ⁵⁰	1000	31-AGMX	31-XHD		31-MHD	
2001	4800, 4900, 5800, 6900		8D ⁵⁰	1300	8D-AGMX	8D-MHD			
2000-97	4800, 5800		31T ³	750	31-AGM7	31-MHD		31-XHD	31-XHD
2000-97	4800, 5800		31T ⁴	700	31-AGM7	31-MHD	31-ECL	31-LHD	31-XHD
2000-97	4800, 5800		31T ⁵⁰	1000	31-AGMX	31-XHD		31-MHD	
2000-97	4800, 5800		8D ⁵⁰	1300	8D-AGMX	8D-MHD			
2001	4800, 6900	15.8L	31T ³	625	31-AGM7	31-MHD	31-ECL	31-LHD	31-VHD
2001	4800, 6900		31T ³	750	31-AGM7	31-MHD		31-XHD	31-XHD
2001	4800, 6900		31T ⁴	700	31-AGM7	31-MHD	31-ECL	31-LHD	31-XHD
2001	4800, 6900		31T ⁵⁰	1000	31-AGMX	31-XHD		31-MHD	
2001	4800, 6900		8D ⁵⁰	1300	8D-AGMX	8D-MHD			
2022-12	4800SB	12.8L	31T ³	625	31-AGM7	31-MHD	31-ECL	31-LHD	31-VHD
2022-12	4800SB		31T ³	750	31-AGM7	31-MHD		31-XHD	31-XHD
2022-12	4800SB		31T ⁴	700	31-AGM7	31-MHD	31-ECL	31-LHD	31-XHD
2022-12	4800SB		31T ⁵⁰	1000	31-AGMX	31-XHD		31-MHD	
2022-12	4800SB		8D ⁵⁰	1300	8D-AGMX	8D-MHD			
2022-12	4800SF	12.8L	31T ³	625	31-AGM7	31-MHD	31-ECL	31-LHD	31-VHD
2022-12	4800SF		31T ³	750	31-AGM7	31-MHD		31-XHD	31-XHD
2022-12	4800SF		31T ⁴	700	31-AGM7	31-MHD	31-ECL	31-LHD	31-XHD
2022-12	4800SF		31T ⁵⁰	1000	31-AGMX	31-XHD		31-MHD	
2022-12	4800SF		8D ⁵⁰	1300	8D-AGMX	8D-MHD			
2002-00	4900, 4900E	15.8L	31T ³	625	31-AGM7	31-MHD	31-ECL	31-LHD	31-VHD
2002-00	4900, 4900E		31T ³	750	31-AGM7	31-MHD		31-XHD	31-XHD
2002-00	4900, 4900E		31T ⁴	700	31-AGM7	31-MHD	31-ECL	31-LHD	31-XHD
2002-00	4900, 4900E		31T ⁵⁰	1000	31-AGMX	31-XHD		31-MHD	
2002-00	4900, 4900E		8D ⁵⁰	1300	8D-AGMX	8D-MHD			
1999	4900, 4900E	15.0L	31T ³	625	31-AGM7	31-MHD	31-ECL	31-LHD	31-VHD
1999	4900, 4900E		31T ³	750	31-AGM7	31-MHD		31-XHD	31-XHD
1999	4900, 4900E		31T ⁴	700	31-AGM7	31-MHD	31-ECL	31-LHD	31-XHD
1999	4900, 4900E		31T ⁵⁰	1000	31-AGMX	31-XHD		31-MHD	
1999	4900, 4900E		8D ⁵⁰	1300	8D-AGMX	8D-MHD			
2002	4900E	12.0L	31T ³	625	31-AGM7	31-MHD	31-ECL	31-LHD	31-VHD
2002	4900E		31T ³	750	31-AGM7	31-MHD		31-XHD	31-XHD
2002	4900E		31T ⁴	700	31-AGM7	31-MHD	31-ECL	31-LHD	31-XHD
2002	4900E		31T ⁵⁰	1000	31-AGMX	31-XHD		31-MHD	
2002	4900E		8D ⁵⁰	1300	8D-AGMX	8D-MHD			
2001	4900E	10.3L	31T ³	625	31-AGM7	31-MHD	31-ECL	31-LHD	31-VHD
2001	4900E	10.5L	31T ³	625	31-AGM7	31-MHD	31-ECL	31-LHD	31-VHD
2001	4900E	7.2L	31T ³	625	31-AGM7	31-MHD	31-ECL	31-LHD	31-VHD
2001	4900E		31T ³	750	31-AGM7	31-MHD		31-XHD	31-XHD
2001	4900E		31T ⁴	700	31-AGM7	31-MHD	31-ECL	31-LHD	31-XHD
2001	4900E		31T ⁵⁰	1000	31-AGMX	31-XHD		31-MHD	
2001	4900E		8D ⁵⁰	1300	8D-AGMX	8D-MHD			
1999-97	4900E	12.0L	31T ³	625	31-AGM7	31-MHD	31-ECL	31-LHD	31-VHD
1999-97	4900E		31T ³	750	31-AGM7	31-MHD		31-XHD	31-XHD
1999-97	4900E		31T ⁴	700	31-AGM7	31-MHD	31-ECL	31-LHD	31-XHD
1999-97	4900E		31T ⁵⁰	1000	31-AGMX	31-XHD		31-MHD	
1999-97	4900E		8D ⁵⁰	1300	8D-AGMX	8D-MHD			
1999	4900E	8.3L	31T ³	625	31-AGM7	31-MHD	31-ECL	31-LHD	31-VHD
1999	4900E		31T ³	750	31-AGM7	31-MHD		31-XHD	31-XHD
1999	4900E		31T ⁴	700	31-AGM7	31-MHD	31-ECL	31-LHD	31-XHD
1999	4900E		31T ⁵⁰	1000	31-AGMX	31-XHD		31-MHD	
1999	4900E		8D ⁵⁰	1300	8D-AGMX	8D-MHD			
1998	4900E	10.3L	31T ³	625	31-AGM7	31-MHD	31-ECL	31-LHD	31-VHD
1998	4900E		31T ³	750	31-AGM7	31-MHD		31-XHD	31-XHD
1998	4900E		31T ⁴	700	31-AGM7	31-MHD	31-ECL	31-LHD	31-XHD
1998	4900E		31T ⁵⁰	1000	31-AGMX	31-XHD		31-MHD	
1998	4900E		8D ⁵⁰	1300	8D-AGMX	8D-MHD			
1998-97	4900E, 5800	11.1L	31T ³	625	31-AGM7	31-MHD	31-ECL	31-LHD	31-VHD
1998-97	4900E, 5800		31T ³	750	31-AGM7	31-MHD		31-XHD	31-XHD
1998-97	4900E, 5800		31T ⁴	700	31-AGM7	31-MHD	31-ECL	31-LHD	31-XHD
1998-97	4900E, 5800		31T ⁵⁰	1000	31-AGMX	31-XHD		31-MHD	
1998-97	4900E, 5800		8D ⁵⁰	1300	8D-AGMX	8D-MHD			
2023-11	4900EX	15.6L	31T ³	625	31-AGM7	31-MHD	31-ECL	31-LHD	31-VHD
2023-11	4900EX		31T ³	750	31-AGM7	31-MHD		31-XHD	31-XHD
2023-11	4900EX		31T ⁴	700	31-AGM7	31-MHD	31-ECL	31-LHD	31-XHD
2023-11	4900EX		31T ⁵⁰	1000	31-AGMX	31-XHD		31-MHD	
2023-11	4900EX		8D ⁵⁰	1300	8D-AGMX	8D-MHD			

Automotive & Light Truck
Automotrices y Camiones
Livianos
Automobile et Camionnette

Heavy-Duty Truck
Camiones Para Servicio Pesado
Poids Lourds

Agriculture
Agrícola
Agriculture

Industrial
Industrial
Industrial

Lawn & Garden
Césped y Jardín
Jardin et Pelouse

Powersports
Vehículos Deportivos
Sports Motorises

Reference
Referencia
Référence

	Year	Model	Options	Group Size	Rating (CCA)	AGM	XHD/MHD	ECL	Alternate 1	Alternate 2	
Automotive & Light Truck Automotrices y Camiones Livianos Automobile et Camionnette	Western Star • Medium/Heavy Truck (continued)										
	2023-02	4900EX	14.9L	31T ³	625	31-AGM7	31-MHD	31-ECL	31-LHD	31-VHD	
	2023-02	4900EX		31T ³	750	31-AGM7	31-MHD		31-XHD	31-XHD	
	2023-02	4900EX		31T ⁴	700	31-AGM7	31-MHD	31-ECL	31-LHD	31-XHD	
	2023-02	4900EX		31T ⁵⁰	1000	31-AGMX	31-XHD		31-MHD		
	2023-02	4900EX		8D ⁵⁰	1300	8D-AGMX	8D-MHD				
	2022-18	4900EX	14.8L	31T ³	625	31-AGM7	31-MHD	31-ECL	31-LHD	31-VHD	
	2022-18	4900EX		31T ³	750	31-AGM7	31-MHD		31-XHD	31-XHD	
	2022-18	4900EX		31T ⁴	700	31-AGM7	31-MHD	31-ECL	31-LHD	31-XHD	
	2022-18	4900EX		31T ⁵⁰	1000	31-AGMX	31-XHD		31-MHD		
Heavy-Duty Truck Camiones Para Servicio Pesado Poids Lourds	2022-18	4900EX		8D ⁵⁰	1300	8D-AGMX	8D-MHD				
	2015-11	4900EX	14.6L	31T ³	625	31-AGM7	31-MHD	31-ECL	31-LHD	31-VHD	
	2015-11	4900EX		31T ³	750	31-AGM7	31-MHD		31-XHD	31-XHD	
	2015-11	4900EX		31T ⁴	700	31-AGM7	31-MHD	31-ECL	31-LHD	31-XHD	
	2015-11	4900EX		31T ⁵⁰	1000	31-AGMX	31-XHD		31-MHD		
	2015-11	4900EX		8D ⁵⁰	1300	8D-AGMX	8D-MHD				
	2015-02	4900EX	14.0L	31T ³	625	31-AGM7	31-MHD	31-ECL	31-LHD	31-VHD	
	2015-02	4900EX		31T ³	750	31-AGM7	31-MHD		31-XHD	31-XHD	
	2015-02	4900EX		31T ⁴	700	31-AGM7	31-MHD	31-ECL	31-LHD	31-XHD	
	2015-02	4900EX		31T ⁵⁰	1000	31-AGMX	31-XHD		31-MHD		
Agriculture Agrícola Agriculture	2015-02	4900EX		8D ⁵⁰	1300	8D-AGMX	8D-MHD				
	2014-11	4900EX	12.7L	31T ³	625	31-AGM7	31-MHD	31-ECL	31-LHD	31-VHD	
	2014-11	4900EX		31T ³	750	31-AGM7	31-MHD		31-XHD	31-XHD	
	2014-11	4900EX		31T ⁴	700	31-AGM7	31-MHD	31-ECL	31-LHD	31-XHD	
	2014-11	4900EX		31T ⁵⁰	1000	31-AGMX	31-XHD		31-MHD		
	2014-11	4900EX		8D ⁵⁰	1300	8D-AGMX	8D-MHD				
	2009-02	4900EX	14.6L	31T ³	625	31-AGM7	31-MHD	31-ECL	31-LHD	31-VHD	
	2009-02	4900EX		31T ³	750	31-AGM7	31-MHD		31-XHD	31-XHD	
	2009-02	4900EX		31T ⁴	700	31-AGM7	31-MHD	31-ECL	31-LHD	31-XHD	
	2009-02	4900EX		31T ⁵⁰	1000	31-AGMX	31-XHD		31-MHD		
Industrial Industrial Industriel	2009-02	4900EX		8D ⁵⁰	1300	8D-AGMX	8D-MHD				
	2009	4900EX	12.7L	31T ³	625	31-AGM7	31-MHD	31-ECL	31-LHD	31-VHD	
	2009	4900EX		31T ³	750	31-AGM7	31-MHD		31-XHD	31-XHD	
	2009	4900EX		31T ⁴	700	31-AGM7	31-MHD	31-ECL	31-LHD	31-XHD	
	2009	4900EX		31T ⁵⁰	1000	31-AGMX	31-XHD		31-MHD		
	2009	4900EX		8D ⁵⁰	1300	8D-AGMX	8D-MHD				
	2005	4900EX	15.0L	31T ³	625	31-AGM7	31-MHD	31-ECL	31-LHD	31-VHD	
	2005	4900EX		31T ³	750	31-AGM7	31-MHD		31-XHD	31-XHD	
	2005	4900EX		31T ⁴	700	31-AGM7	31-MHD	31-ECL	31-LHD	31-XHD	
	2005	4900EX		31T ⁵⁰	1000	31-AGMX	31-XHD		31-MHD		
Lawn & Garden Césped y Jardín Jardin et Pelouse	2005	4900EX		8D ⁵⁰	1300	8D-AGMX	8D-MHD				
	2004	4900EX	10.3L	31T ³	625	31-AGM7	31-MHD	31-ECL	31-LHD	31-VHD	
	2004	4900EX		31T ³	750	31-AGM7	31-MHD		31-XHD	31-XHD	
	2004	4900EX		31T ⁴	700	31-AGM7	31-MHD	31-ECL	31-LHD	31-XHD	
	2004	4900EX		31T ⁵⁰	1000	31-AGMX	31-XHD		31-MHD		
	2004	4900EX		8D ⁵⁰	1300	8D-AGMX	8D-MHD				
	2017-11	4900EX, 4900FA	15.0L	31T ³	625	31-AGM7	31-MHD	31-ECL	31-LHD	31-VHD	
	2017-11	4900EX, 4900FA		31T ³	750	31-AGM7	31-MHD		31-XHD	31-XHD	
	2017-11	4900EX, 4900FA		31T ⁴	700	31-AGM7	31-MHD	31-ECL	31-LHD	31-XHD	
	2017-11	4900EX, 4900FA		31T ⁵⁰	1000	31-AGMX	31-XHD		31-MHD		
2017-11	4900EX, 4900FA		8D ⁵⁰	1300	8D-AGMX	8D-MHD					
Powersports Vehiculos Deportivos Sports Motorisés	2009	4900EX, 4900FA	15.0L	31T ³	625	31-AGM7	31-MHD	31-ECL	31-LHD	31-VHD	
	2009	4900EX, 4900FA		31T ³	750	31-AGM7	31-MHD		31-XHD	31-XHD	
	2009	4900EX, 4900FA		31T ⁴	700	31-AGM7	31-MHD	31-ECL	31-LHD	31-XHD	
	2009	4900EX, 4900FA		31T ⁵⁰	1000	31-AGMX	31-XHD		31-MHD		
	2009	4900EX, 4900FA		8D ⁵⁰	1300	8D-AGMX	8D-MHD				
	2004-02	4900EX, 4900FA	15.8L	31T ³	625	31-AGM7	31-MHD	31-ECL	31-LHD	31-VHD	
	2004-02	4900EX, 4900FA		31T ³	750	31-AGM7	31-MHD		31-XHD	31-XHD	
	2004-02	4900EX, 4900FA		31T ⁴	700	31-AGM7	31-MHD	31-ECL	31-LHD	31-XHD	
	2004-02	4900EX, 4900FA		31T ⁵⁰	1000	31-AGMX	31-XHD		31-MHD		
	2004-02	4900EX, 4900FA		8D ⁵⁰	1300	8D-AGMX	8D-MHD				
Reference Referencia Référence	2017-09	4900EX, 4900FA, 4900SA	14.8L	31T ³	625	31-AGM7	31-MHD	31-ECL	31-LHD	31-VHD	
	2017-09	4900EX, 4900FA, 4900SA		31T ³	750	31-AGM7	31-MHD		31-XHD	31-XHD	
	2017-09	4900EX, 4900FA, 4900SA		31T ⁴	700	31-AGM7	31-MHD	31-ECL	31-LHD	31-XHD	
	2017-09	4900EX, 4900FA, 4900SA		31T ⁵⁰	1000	31-AGMX	31-XHD		31-MHD		
	2017-09	4900EX, 4900FA, 4900SA		8D ⁵⁰	1300	8D-AGMX	8D-MHD				
	2004-02	4900EX, 4900FA, 4900SA	12.0L	31T ³	625	31-AGM7	31-MHD	31-ECL	31-LHD	31-VHD	
	2004-02	4900EX, 4900FA, 4900SA		31T ³	750	31-AGM7	31-MHD		31-XHD	31-XHD	
	2004-02	4900EX, 4900FA, 4900SA		31T ⁴	700	31-AGM7	31-MHD	31-ECL	31-LHD	31-XHD	
	2004-02	4900EX, 4900FA, 4900SA		31T ⁵⁰	1000	31-AGMX	31-XHD		31-MHD		
	2004-02	4900EX, 4900FA, 4900SA		8D ⁵⁰	1300	8D-AGMX	8D-MHD				
2003-02	4900EX, 4900FA, 4900SA	15.0L	31T ³	625	31-AGM7	31-MHD	31-ECL	31-LHD	31-VHD		
2003-02	4900EX, 4900FA, 4900SA		31T ³	750	31-AGM7	31-MHD		31-XHD	31-XHD		

Year	Model	Options	Group Size	Rating (CCA)	AGM	XHD/MHD	ECL	Alternate 1	Alternate 2
Western Star • Medium/Heavy Truck (continued)									
2003-02	4900EX, 4900FA, 4900SA		31T ⁴	700	31-AGM7	31-MHD	31-ECL	31-LHD	31-XHD
2003-02	4900EX, 4900FA, 4900SA		31T ⁵⁰	1000	31-AGMX	31-XHD		31-MHD	
2003-02	4900EX, 4900FA, 4900SA		8D ⁵⁰	1300	8D-AGMX	8D-MHD			
2017-11	4900EX, 4900SA	15.6L	31T ³	625	31-AGM7	31-MHD	31-ECL	31-LHD	31-VHD
2017-11	4900EX, 4900SA		31T ³	750	31-AGM7	31-MHD		31-XHD	31-XHD
2017-11	4900EX, 4900SA		31T ⁴	700	31-AGM7	31-MHD	31-ECL	31-LHD	31-XHD
2017-11	4900EX, 4900SA		31T ⁵⁰	1000	31-AGMX	31-XHD		31-MHD	
2017-11	4900EX, 4900SA		8D ⁵⁰	1300	8D-AGMX	8D-MHD			
2007-02	4900EX, 6900XD	12.7L	31T ³	625	31-AGM7	31-MHD	31-ECL	31-LHD	31-VHD
2007-02	4900EX, 6900XD		31T ³	750	31-AGM7	31-MHD		31-XHD	31-XHD
2007-02	4900EX, 6900XD		31T ⁴	700	31-AGM7	31-MHD	31-ECL	31-LHD	31-XHD
2007-02	4900EX, 6900XD		31T ⁵⁰	1000	31-AGMX	31-XHD		31-MHD	
2007-02	4900EX, 6900XD		8D ⁵⁰	1300	8D-AGMX	8D-MHD			
2023-10	4900FA	15.6L	31T ³	625	31-AGM7	31-MHD	31-ECL	31-LHD	31-VHD
2023-10	4900FA		31T ³	750	31-AGM7	31-MHD		31-XHD	31-XHD
2023-10	4900FA		31T ⁴	700	31-AGM7	31-MHD	31-ECL	31-LHD	31-XHD
2023-10	4900FA		31T ⁵⁰	1000	31-AGMX	31-XHD		31-MHD	
2023-10	4900FA		8D ⁵⁰	1300	8D-AGMX	8D-MHD			
2023-03	4900FA	12.8L	31T ³	625	31-AGM7	31-MHD	31-ECL	31-LHD	31-VHD
2022-09	4900FA	14.8L	31T ³	625	31-AGM7	31-MHD	31-ECL	31-LHD	31-VHD
2022-09	4900FA		31T ³	750	31-AGM7	31-MHD		31-XHD	31-XHD
2022-09	4900FA		31T ⁴	700	31-AGM7	31-MHD	31-ECL	31-LHD	31-XHD
2022-09	4900FA		31T ⁵⁰	1000	31-AGMX	31-XHD		31-MHD	
2022-09	4900FA		8D ⁵⁰	1300	8D-AGMX	8D-MHD			
2022-03	4900FA	12.8L	31T ³	625	31-AGM7	31-MHD	31-ECL	31-LHD	31-VHD
2022-03	4900FA		31T ³	750	31-AGM7	31-MHD		31-XHD	31-XHD
2022-03	4900FA		31T ⁴	700	31-AGM7	31-MHD	31-ECL	31-LHD	31-XHD
2022-03	4900FA		31T ⁵⁰	1000	31-AGMX	31-XHD		31-MHD	
2022-03	4900FA		8D ⁵⁰	1300	8D-AGMX	8D-MHD			
2022-02	4900FA	14.9L	31T ³	625	31-AGM7	31-MHD	31-ECL	31-LHD	31-VHD
2022-02	4900FA		31T ³	750	31-AGM7	31-MHD		31-XHD	31-XHD
2022-02	4900FA		31T ⁴	700	31-AGM7	31-MHD	31-ECL	31-LHD	31-XHD
2022-02	4900FA		31T ⁵⁰	1000	31-AGMX	31-XHD		31-MHD	
2022-02	4900FA		8D ⁵⁰	1300	8D-AGMX	8D-MHD			
2015-02	4900FA	12.7L	31T ³	625	31-AGM7	31-MHD	31-ECL	31-LHD	31-VHD
2015-02	4900FA	14.6L	31T ³	625	31-AGM7	31-MHD	31-ECL	31-LHD	31-VHD
2015-02	4900FA		31T ³	750	31-AGM7	31-MHD		31-XHD	31-XHD
2015-02	4900FA		31T ⁴	700	31-AGM7	31-MHD	31-ECL	31-LHD	31-XHD
2015-02	4900FA		31T ⁵⁰	1000	31-AGMX	31-XHD		31-MHD	
2015-02	4900FA		8D ⁵⁰	1300	8D-AGMX	8D-MHD			
2014-02	4900FA	14.0L	31T ³	625	31-AGM7	31-MHD	31-ECL	31-LHD	31-VHD
2014-02	4900FA		31T ³	750	31-AGM7	31-MHD		31-XHD	31-XHD
2014-02	4900FA		31T ⁴	700	31-AGM7	31-MHD	31-ECL	31-LHD	31-XHD
2014-02	4900FA		31T ⁵⁰	1000	31-AGMX	31-XHD		31-MHD	
2014-02	4900FA		8D ⁵⁰	1300	8D-AGMX	8D-MHD			
2013-11	4900FA	15.8L	31T ³	625	31-AGM7	31-MHD	31-ECL	31-LHD	31-VHD
2013-11	4900FA		31T ³	750	31-AGM7	31-MHD		31-XHD	31-XHD
2013-11	4900FA		31T ⁴	700	31-AGM7	31-MHD	31-ECL	31-LHD	31-XHD
2013-11	4900FA		31T ⁵⁰	1000	31-AGMX	31-XHD		31-MHD	
2013-11	4900FA		8D ⁵⁰	1300	8D-AGMX	8D-MHD			
2007	4900FA	10.8L	31T ³	625	31-AGM7	31-MHD	31-ECL	31-LHD	31-VHD
2007	4900FA	11.1L	31T ³	625	31-AGM7	31-MHD	31-ECL	31-LHD	31-VHD
2007	4900FA	15.0L	31T ³	625	31-AGM7	31-MHD	31-ECL	31-LHD	31-VHD
2007	4900FA		31T ³	750	31-AGM7	31-MHD		31-XHD	31-XHD
2007	4900FA		31T ⁴	700	31-AGM7	31-MHD	31-ECL	31-LHD	31-XHD
2007	4900FA		31T ⁵⁰	1000	31-AGMX	31-XHD		31-MHD	
2007	4900FA		8D ⁵⁰	1300	8D-AGMX	8D-MHD			
2005	4900FA	10.8L	31T ³	625	31-AGM7	31-MHD	31-ECL	31-LHD	31-VHD
2005	4900FA	11.1L	31T ³	625	31-AGM7	31-MHD	31-ECL	31-LHD	31-VHD
2005	4900FA		31T ³	750	31-AGM7	31-MHD		31-XHD	31-XHD
2005	4900FA		31T ⁴	700	31-AGM7	31-MHD	31-ECL	31-LHD	31-XHD
2005	4900FA		31T ⁵⁰	1000	31-AGMX	31-XHD		31-MHD	
2005	4900FA		8D ⁵⁰	1300	8D-AGMX	8D-MHD			
2015-11	4900FA, 4900SA	12.7L	31T ³	625	31-AGM7	31-MHD	31-ECL	31-LHD	31-VHD
2015-11	4900FA, 4900SA		31T ³	750	31-AGM7	31-MHD		31-XHD	31-XHD
2015-11	4900FA, 4900SA		31T ⁴	700	31-AGM7	31-MHD	31-ECL	31-LHD	31-XHD
2015-11	4900FA, 4900SA		31T ⁵⁰	1000	31-AGMX	31-XHD		31-MHD	
2015-11	4900FA, 4900SA		8D ⁵⁰	1300	8D-AGMX	8D-MHD			
2015-02	4900FA, 4900SA	14.6L	31T ³	625	31-AGM7	31-MHD	31-ECL	31-LHD	31-VHD
2015-02	4900FA, 4900SA		31T ³	750	31-AGM7	31-MHD		31-XHD	31-XHD
2015-02	4900FA, 4900SA		31T ⁴	700	31-AGM7	31-MHD	31-ECL	31-LHD	31-XHD
2015-02	4900FA, 4900SA		31T ⁵⁰	1000	31-AGMX	31-XHD		31-MHD	

Automotive & Light Truck
Automotrices y Camiones
Livianos
Automobile et Camionnette

Heavy-Duty Truck
Camiones Para Servicio Pesado
Poids Lourds

Agriculture
Agrícola
Agriculture

Industrial
Industrial
Industrial

Lawn & Garden
Césped y Jardín
Jardin et Pelouse

Powersports
Vehículos Deportivos
Sports Motorisés

Reference
Referencia
Référence

Automotive & Light Truck
Automotrices y Camiones
Livianos
Automobile et Camionnette

Heavy-Duty Truck
Camiones Para Servicio Pesado
Poids Lourds

Agriculture
Agrícola
Agriculture

Industrial
Industrial
Industriel

Lawn & Garden
Césped y Jardín
Jardin et Pelouse

Powersports
Vehículos Deportivos
Sports Motorisés

Reference
Referencia
Référence

Year	Model	Options	Group Size	Rating (CCA)	AGM	XHD/MHD	ECL	Alternate 1	Alternate 2
Western Star • Medium/Heavy Truck (continued)									
2015-02	4900FA, 4900SA		8D ⁵⁰	1300	8D-AGMX	8D-MHD			
2010-04	4900FA, 4900SA	12.5L	31T ³	625	31-AGM7	31-MHD	31-ECL	31-LHD	31-VHD
2010-04	4900FA, 4900SA		31T ³	750	31-AGM7	31-MHD		31-XHD	31-XHD
2010-04	4900FA, 4900SA		31T ⁴	700	31-AGM7	31-MHD	31-ECL	31-LHD	31-XHD
2010-04	4900FA, 4900SA		31T ⁵⁰	1000	31-AGMX	31-XHD		31-MHD	
2010-04	4900FA, 4900SA		8D ⁵⁰	1300	8D-AGMX	8D-MHD			
2008-02	4900FA, 4900SA	12.7L	31T ³	625	31-AGM7	31-MHD	31-ECL	31-LHD	31-VHD
2008-02	4900FA, 4900SA		31T ³	750	31-AGM7	31-MHD		31-XHD	31-XHD
2008-02	4900FA, 4900SA		31T ⁴	700	31-AGM7	31-MHD	31-ECL	31-LHD	31-XHD
2008-02	4900FA, 4900SA		31T ⁵⁰	1000	31-AGMX	31-XHD		31-MHD	
2008-02	4900FA, 4900SA		8D ⁵⁰	1300	8D-AGMX	8D-MHD			
2004-02	4900FA, 4900SA	10.3L	31T ³	625	31-AGM7	31-MHD	31-ECL	31-LHD	31-VHD
2004-02	4900FA, 4900SA	12.0L	31T ³	625	31-AGM7	31-MHD	31-ECL	31-LHD	31-VHD
2004-02	4900FA, 4900SA		31T ³	750	31-AGM7	31-MHD		31-XHD	31-XHD
2004-02	4900FA, 4900SA		31T ⁴	700	31-AGM7	31-MHD	31-ECL	31-LHD	31-XHD
2004-02	4900FA, 4900SA		31T ⁵⁰	1000	31-AGMX	31-XHD		31-MHD	
2004-02	4900FA, 4900SA		8D ⁵⁰	1300	8D-AGMX	8D-MHD			
2003-02	4900FA, 4900SA	10.8L	31T ³	625	31-AGM7	31-MHD	31-ECL	31-LHD	31-VHD
2003-02	4900FA, 4900SA		31T ³	750	31-AGM7	31-MHD		31-XHD	31-XHD
2003-02	4900FA, 4900SA		31T ⁴	700	31-AGM7	31-MHD	31-ECL	31-LHD	31-XHD
2003-02	4900FA, 4900SA		31T ⁵⁰	1000	31-AGMX	31-XHD		31-MHD	
2003-02	4900FA, 4900SA		8D ⁵⁰	1300	8D-AGMX	8D-MHD			
2023-10	4900SA	14.9L	31T ³	625	31-AGM7	31-MHD	31-ECL	31-LHD	31-VHD
2023-10	4900SA		31T ³	750	31-AGM7	31-MHD		31-XHD	31-XHD
2023-10	4900SA		31T ⁴	700	31-AGM7	31-MHD	31-ECL	31-LHD	31-XHD
2023-10	4900SA		31T ⁵⁰	1000	31-AGMX	31-XHD		31-MHD	
2023-10	4900SA		8D ⁵⁰	1300	8D-AGMX	8D-MHD			
2023-03	4900SA	12.8L	31T ³	625	31-AGM7	31-MHD	31-ECL	31-LHD	31-VHD
2023-03	4900SA		31T ³	750	31-AGM7	31-MHD		31-XHD	31-XHD
2023-03	4900SA		31T ⁴	700	31-AGM7	31-MHD	31-ECL	31-LHD	31-XHD
2023-03	4900SA		31T ⁵⁰	1000	31-AGMX	31-XHD		31-MHD	
2023-03	4900SA		8D ⁵⁰	1300	8D-AGMX	8D-MHD			
2022-11	4900SA	15.6L	31T ³	625	31-AGM7	31-MHD	31-ECL	31-LHD	31-VHD
2022-11	4900SA		31T ³	750	31-AGM7	31-MHD		31-XHD	31-XHD
2022-11	4900SA		31T ⁴	700	31-AGM7	31-MHD	31-ECL	31-LHD	31-XHD
2022-11	4900SA		31T ⁵⁰	1000	31-AGMX	31-XHD		31-MHD	
2022-11	4900SA		8D ⁵⁰	1300	8D-AGMX	8D-MHD			
2022-09	4900SA	14.8L	31T ³	625	31-AGM7	31-MHD	31-ECL	31-LHD	31-VHD
2022-09	4900SA		31T ³	750	31-AGM7	31-MHD		31-XHD	31-XHD
2022-09	4900SA		31T ⁴	700	31-AGM7	31-MHD	31-ECL	31-LHD	31-XHD
2022-09	4900SA		31T ⁵⁰	1000	31-AGMX	31-XHD		31-MHD	
2022-09	4900SA		8D ⁵⁰	1300	8D-AGMX	8D-MHD			
2018-11	4900SA	14.0L	31T ³	625	31-AGM7	31-MHD	31-ECL	31-LHD	31-VHD
2018-11	4900SA		31T ³	750	31-AGM7	31-MHD		31-XHD	31-XHD
2018-11	4900SA		31T ⁴	700	31-AGM7	31-MHD	31-ECL	31-LHD	31-XHD
2018-11	4900SA		31T ⁵⁰	1000	31-AGMX	31-XHD		31-MHD	
2018-11	4900SA		8D ⁵⁰	1300	8D-AGMX	8D-MHD			
2017-14	4900SA		31T ⁵⁰	1000	31-AGMX	31-XHD		31-MHD	
2017-02	4900SA	14.0L	31T ³	625	31-AGM7	31-MHD	31-ECL	31-LHD	31-VHD
2017-02	4900SA		31T ³	750	31-AGM7	31-MHD		31-XHD	31-XHD
2017-02	4900SA		31T ⁴	700	31-AGM7	31-MHD	31-ECL	31-LHD	31-XHD
2017-02	4900SA		31T ⁵⁰	1000	31-AGMX	31-XHD		31-MHD	
2017-02	4900SA		8D ⁵⁰	1300	8D-AGMX	8D-MHD			
2013	4900SA		31T ⁵⁰	1000	31-AGMX	31-XHD			
2012-09	4900SA		31T ⁵⁰	1000	31-AGMX	31-XHD		31-MHD	
2007-06	4900SA	14.9L	31T ³	625	31-AGM7	31-MHD	31-ECL	31-LHD	31-VHD
2007-06	4900SA	15.0L	31T ³	625	31-AGM7	31-MHD	31-ECL	31-LHD	31-VHD
2007-06	4900SA		31T ³	750	31-AGM7	31-MHD		31-XHD	31-XHD
2007-06	4900SA		31T ⁴	700	31-AGM7	31-MHD	31-ECL	31-LHD	31-XHD
2007-06	4900SA		31T ⁵⁰	1000	31-AGMX	31-XHD		31-MHD	
2007-06	4900SA		8D ⁵⁰	1300	8D-AGMX	8D-MHD			
2007-05	4900SA	11.1L	31T ³	625	31-AGM7	31-MHD	31-ECL	31-LHD	31-VHD
2007-05	4900SA		31T ³	750	31-AGM7	31-MHD		31-XHD	31-XHD
2007-05	4900SA		31T ⁴	700	31-AGM7	31-MHD	31-ECL	31-LHD	31-XHD
2007-05	4900SA		31T ⁵⁰	1000	31-AGMX	31-XHD		31-MHD	
2007-05	4900SA		8D ⁵⁰	1300	8D-AGMX	8D-MHD			
2007-04	4900SA		31T ³	625	31-AGM7	31-MHD	31-ECL	31-LHD	31-VHD
2007-04	4900SA		31T ³	750	31-AGM7	31-MHD		31-XHD	31-XHD
2007-04	4900SA		31T ⁴	700	31-AGM7	31-MHD	31-ECL	31-LHD	31-XHD
2007-04	4900SA		31T ⁵⁰	1000	31-AGMX	31-XHD		31-MHD	
2007-04	4900SA		8D ⁵⁰	1300	8D-AGMX	8D-MHD			
2003-02	4900SA	14.9L	31T ³	625	31-AGM7	31-MHD	31-ECL	31-LHD	31-VHD

Year	Model	Options	Group Size	Rating (CCA)	AGM	XHD/MHD	ECL	Alternate 1	Alternate 2
Western Star • Medium/Heavy Truck (continued)									
2003-02	4900SA	15.8L	31T ³	625	31-AGM7	31-MHD	31-ECL	31-LHD	31-VHD
2003-02	4900SA		31T ³	750	31-AGM7	31-MHD		31-XHD	31-XHD
2003-02	4900SA		31T ⁴	700	31-AGM7	31-MHD	31-ECL	31-LHD	31-XHD
2003-02	4900SA		31T ⁵⁰	1000	31-AGMX	31-XHD		31-MHD	
2003-02	4900SA		8D ⁵⁰	1300	8D-AGMX	8D-MHD			
2002	4900SA	7.2L	31T ³	625	31-AGM7	31-MHD	31-ECL	31-LHD	31-VHD
2002	4900SA		31T ³	625	31-AGM7	31-MHD	31-ECL	31-LHD	31-VHD
2002	4900SA		31T ³	750	31-AGM7	31-MHD		31-XHD	31-XHD
2002	4900SA		31T ⁴	700	31-AGM7	31-MHD	31-ECL	31-LHD	31-XHD
2002	4900SA		31T ⁵⁰	1000	31-AGMX	31-XHD		31-MHD	
2002	4900SA		8D ⁵⁰	1300	8D-AGMX	8D-MHD			
2023-22	49X	14.9L	31T ^{3,4,33}	925	31-AGM7			31-AGMX	31-AGM5
2023-21	49X	11.9L	31T ^{3,4,33}	925	31-AGM7			31-AGMX	31-AGM5
2023-21	49X	14.8L	31T ^{3,4,33}	925	31-AGM7			31-AGMX	31-AGM5
2023-21	49X	15.6L	31T ^{3,4,33}	925	31-AGM7			31-AGMX	31-AGM5
2023	49X	12.8L	31T ^{3,4,33}	925	31-AGM7			31-AGMX	31-AGM5
2022-16	5700XE	14.8L	31T ³	625	31-AGM7	31-MHD	31-ECL	31-LHD	31-VHD
2022-16	5700XE	15.6L	31T ³	625	31-AGM7	31-MHD	31-ECL	31-LHD	31-VHD
2022-16	5700XE		31T ³	750	31-AGM7	31-MHD		31-XHD	31-XHD
2022-16	5700XE		31T ⁴	700	31-AGM7	31-MHD	31-ECL	31-LHD	31-XHD
2022-16	5700XE		31T ⁵⁰	1000	31-AGMX	31-XHD		31-MHD	
2022-16	5700XE		8D ⁵⁰	1300	8D-AGMX	8D-MHD			
2017-16	5700XE	12.8L	31T ³	625	31-AGM7	31-MHD	31-ECL	31-LHD	31-VHD
2001-97	5800, 5900	14.0L	31T ³	625	31-AGM7	31-MHD	31-ECL	31-LHD	31-VHD
2001-97	5800, 5900		31T ³	750	31-AGM7	31-MHD		31-XHD	31-XHD
2001-97	5800, 5900		31T ⁴	700	31-AGM7	31-MHD	31-ECL	31-LHD	31-XHD
2001-97	5800, 5900		31T ⁵⁰	1000	31-AGMX	31-XHD		31-MHD	
2001-97	5800, 5900		8D ⁵⁰	1300	8D-AGMX	8D-MHD			
2001-97	5900, 6900	14.6L	31T ³	625	31-AGM7	31-MHD	31-ECL	31-LHD	31-VHD
2001-97	5900, 6900		31T ³	750	31-AGM7	31-MHD		31-XHD	31-XHD
2001-97	5900, 6900		31T ⁴	700	31-AGM7	31-MHD	31-ECL	31-LHD	31-XHD
2001-97	5900, 6900		31T ⁵⁰	1000	31-AGMX	31-XHD		31-MHD	
2001-97	5900, 6900		8D ⁵⁰	1300	8D-AGMX	8D-MHD			
2016-15	6900XD	15.0L	31T ³	625	31-AGM7	31-MHD	31-ECL	31-LHD	31-VHD
2016-15	6900XD		31T ³	750	31-AGM7	31-MHD		31-XHD	31-XHD
2016-15	6900XD		31T ⁴	700	31-AGM7	31-MHD	31-ECL	31-LHD	31-XHD
2016-15	6900XD		31T ⁵⁰	1000	31-AGMX	31-XHD		31-MHD	
2016-14	6900XD		31T ⁵⁰	1000	31-AGMX	31-XHD		31-MHD	
2016-11	6900XD	14.9L	31T ³	625	31-AGM7	31-MHD	31-ECL	31-LHD	31-VHD
2016-11	6900XD		31T ⁵⁰	1000	31-AGMX	31-XHD			
2016-11	6900XD		31T ³	750	31-AGM7	31-MHD		31-XHD	31-XHD
2016-11	6900XD		31T ⁴	700	31-AGM7	31-MHD	31-ECL	31-LHD	31-XHD
2016-11	6900XD		8D ⁵⁰	1300	8D-AGMX	8D-MHD			
2016	6900XD	14.0L	31T ³	625	31-AGM7	31-MHD	31-ECL	31-LHD	31-VHD
2016	6900XD		31T ³	750	31-AGM7	31-MHD		31-XHD	31-XHD
2016	6900XD		31T ⁴	700	31-AGM7	31-MHD	31-ECL	31-LHD	31-XHD
2016	6900XD		8D ⁵⁰	1300	8D-AGMX	8D-MHD			
2016	6900XD		31T ⁵⁰	1000	31-AGMX	31-XHD		31-MHD	
2015	6900XD		8D ⁵⁰	1300	8D-AGMX	8D-MHD			
2014-04	6900XD	14.0L	31T ³	625	31-AGM7	31-MHD	31-ECL	31-LHD	31-VHD
2014-04	6900XD		31T ³	750	31-AGM7	31-MHD		31-XHD	31-XHD
2014-04	6900XD		31T ⁴	700	31-AGM7	31-MHD	31-ECL	31-LHD	31-XHD
2014-04	6900XD		31T ⁵⁰	1000	31-AGMX	31-XHD		31-MHD	
2014-04	6900XD		8D ⁵⁰	1300	8D-AGMX	8D-MHD			
2013-12	6900XD	15.0L	31T ³	625	31-AGM7	31-MHD	31-ECL	31-LHD	31-VHD
2013-12	6900XD		31T ³	750	31-AGM7	31-MHD		31-XHD	31-XHD
2013-12	6900XD		31T ⁴	700	31-AGM7	31-MHD	31-ECL	31-LHD	31-XHD
2013-12	6900XD		31T ⁵⁰	1000	31-AGMX	31-XHD		31-MHD	
2013-12	6900XD		8D ⁵⁰	1300	8D-AGMX	8D-MHD			
2013	6900XD		31T	1000	31-AGMX	31-XHD			
2012-11	6900XD	15.6L	31T ³	625	31-AGM7	31-MHD	31-ECL	31-LHD	31-VHD
2012-11	6900XD	15.8L	31T ³	625	31-AGM7	31-MHD	31-ECL	31-LHD	31-VHD
2012-11	6900XD		31T ³	750	31-AGM7	31-MHD		31-XHD	31-XHD
2012-11	6900XD		31T ⁴	700	31-AGM7	31-MHD	31-ECL	31-LHD	31-XHD
2012-11	6900XD		31T ⁵⁰	1000	31-AGMX	31-XHD		31-MHD	
2012-11	6900XD		8D ⁵⁰	1300	8D-AGMX	8D-MHD			
2011	6900XD	14.8L	31T ³	625	31-AGM7	31-MHD	31-ECL	31-LHD	31-VHD
2011	6900XD		31T ³	750	31-AGM7	31-MHD		31-XHD	31-XHD
2011	6900XD		31T ⁴	700	31-AGM7	31-MHD	31-ECL	31-LHD	31-XHD
2011	6900XD		31T ⁵⁰	1000	31-AGMX	31-XHD		31-MHD	
2011	6900XD		8D ⁵⁰	1300	8D-AGMX	8D-MHD			
2008-04	6900XD	15.8L	31T ³	625	31-AGM7	31-MHD	31-ECL	31-LHD	31-VHD

Automotive & Light Truck
Automotrices y Camiones
Livianos
Automobile et Camionnette

Heavy-Duty Truck
Camiones Para Servicio Pesado
Poids Lourds

Agriculture
Agrícola
Agriculture

Industrial
Industrial
Industrial

Lawn & Garden
Césped y Jardín
Jardin et Pelouse

Powersports
Vehículos Deportivos
Sports Motorises

Reference
Referencia
Référence

	Year	Model	Options	Group Size	Rating (CCA)	AGM	XHD/MHD	ECL	Alternate 1	Alternate 2	
Automotive & Light Truck Automotrices y Camiones Livianos Automobile et Camionnette	Western Star • Medium/Heavy Truck (continued)										
	2008-04	6900XD		31T ³	750	31-AGM7	31-MHD		31-XHD	31-XHD	
	2008-04	6900XD		31T ⁴	700	31-AGM7	31-MHD	31-ECL	31-LHD	31-XHD	
	2008-04	6900XD		31T ⁵⁰	1000	31-AGMX	31-XHD		31-MHD		
	2008-04	6900XD		8D ⁵⁰	1300	8D-AGMX	8D-MHD				
	2007-05	6900XD	14.6L	31T ³	625	31-AGM7	31-MHD	31-ECL	31-LHD	31-VHD	
	2007-05	6900XD		31T ³	750	31-AGM7	31-MHD		31-XHD	31-XHD	
	2007-05	6900XD		31T ⁴	700	31-AGM7	31-MHD	31-ECL	31-LHD	31-XHD	
	2007-05	6900XD		31T ⁵⁰	1000	31-AGMX	31-XHD		31-MHD		
	2007-05	6900XD		8D ⁵⁰	1300	8D-AGMX	8D-MHD				
Heavy-Duty Truck Camiones Para Servicio Pesado Poids Lourds	2007-02	6900XD	14.0L	31T ³	625	31-AGM7	31-MHD	31-ECL	31-LHD	31-VHD	
	2007-02	6900XD		31T ³	750	31-AGM7	31-MHD		31-XHD	31-XHD	
	2007-02	6900XD		31T ⁴	700	31-AGM7	31-MHD	31-ECL	31-LHD	31-XHD	
	2007-02	6900XD		31T ⁵⁰	1000	31-AGMX	31-XHD		31-MHD		
	2007-02	6900XD		8D ⁵⁰	1300	8D-AGMX	8D-MHD				
	2005-03	6900XD		31T ³	625	31-AGM7	31-MHD	31-ECL	31-LHD	31-VHD	
	2005-03	6900XD		31T ³	750	31-AGM7	31-MHD		31-XHD	31-XHD	
	2005-03	6900XD		31T ⁴	700	31-AGM7	31-MHD	31-ECL	31-LHD	31-XHD	
	2005-03	6900XD		31T ⁵⁰	1000	31-AGMX	31-XHD		31-MHD		
	2005-03	6900XD		8D ⁵⁰	1300	8D-AGMX	8D-MHD				
Agriculture Agrícola Agriculture	2003-02	6900XD	14.6L	31T ³	625	31-AGM7	31-MHD	31-ECL	31-LHD	31-VHD	
	2003-02	6900XD		31T ³	750	31-AGM7	31-MHD		31-XHD	31-XHD	
	2003-02	6900XD		31T ⁴	700	31-AGM7	31-MHD	31-ECL	31-LHD	31-XHD	
	2003-02	6900XD		31T ⁵⁰	1000	31-AGMX	31-XHD		31-MHD		
	2003-02	6900XD		8D ⁵⁰	1300	8D-AGMX	8D-MHD				
	2002	6900XD	15.8L	31T ³	625	31-AGM7	31-MHD	31-ECL	31-LHD	31-VHD	
	2002	6900XD		31T ³	750	31-AGM7	31-MHD		31-XHD	31-XHD	
	2002	6900XD		31T ⁴	700	31-AGM7	31-MHD	31-ECL	31-LHD	31-XHD	
	2002	6900XD		31T ⁵⁰	1000	31-AGMX	31-XHD		31-MHD		
	2002	6900XD		8D ⁵⁰	1300	8D-AGMX	8D-MHD				
Industrial Industrial Industriel	2019	6900XD	15.6L	31T ³	625	31-AGM7	31-MHD	31-ECL	31-LHD	31-VHD	
	2019	6900XD		31T ³	750	31-AGM7	31-MHD		31-XHD	31-XHD	
	2019	6900XD		31T ⁴	700	31-AGM7	31-MHD	31-ECL	31-LHD	31-XHD	
	2019	6900XD		31T ⁵⁰	1000	31-AGMX	31-XHD		31-MHD		
	2019	6900XD		8D ⁵⁰	1300	8D-AGMX	8D-MHD				
Lawn & Garden Césped y Jardín Jardin et Pelouse	Workhorse • Medium/Heavy Truck										
	2011-05	LF72	6.6L	78	690	MTX-78	C78DT-XHD		MT-78	MTP-78	
	2005-01	P32	8.1L	78	690	MTX-78	C78DT-XHD		MT-78	MTP-78	
	2003-99	P32	6.5L	78 ²	600	MTX-78	C78DT-XHD		MT-78	MTP-78	
	2002-01	P32	5.7L	78	690	MTX-78	C78DT-XHD		MT-78	MTP-78	
	2000-99	P32	7.4L	78	690	MTX-78	C78DT-XHD		MT-78	MTP-78	
	2005-99	P42	6.5L	78 ²	600	MTX-78	C78DT-XHD		MT-78	MTP-78	
	2005-99	P42	7.4L	78	690	MTX-78	C78DT-XHD		MT-78	MTP-78	
	2009-07	R26	6.7L	78	690	MTX-78	C78DT-XHD		MT-78	MTP-78	
	2009-07	R26, W21	8.1L	78	690	MTX-78	C78DT-XHD		MT-78	MTP-78	
	2009-03	R32	8.3L	78	690	MTX-78	C78DT-XHD		MT-78	MTP-78	
	2009-03	R32	8.9L	78	690	MTX-78	C78DT-XHD		MT-78	MTP-78	
	2009-06	W16, W18	8.1L	78	690	MTX-78	C78DT-XHD		MT-78	MTP-78	
	2009-01	W20, W22	8.1L	78	690	MTX-78	C78DT-XHD		MT-78	MTP-78	
	2009-04	W24	8.1L	78	690	MTX-78	C78DT-XHD		MT-78	MTP-78	
	2009-05	W25	8.1L	78	690	MTX-78	C78DT-XHD		MT-78	MTP-78	
	2011-06	W42	4.8L	78	690	MTX-78	C78DT-XHD		MT-78	MTP-78	
	2009-05	W42	4.5L	78	690	MTX-78	C78DT-XHD		MT-78	MTP-78	
	2004	W42	6.5L	78 ²	600	MTX-78	C78DT-XHD		MT-78	MTP-78	
	2011-07	W62	6.0L	78	690	MTX-78	C78DT-XHD		MT-78	MTP-78	
Powersports Vehiculos Deportivos Sports Motorisés	Workhorse Custom Chassis • Medium/Heavy Truck										
	2007	P32	7.4L	78	690	MTX-78	C78DT-XHD		MT-78	MTP-78	
	2006-01	P32	8.1L	78	690	MTX-78	C78DT-XHD		MT-78	MTP-78	
	2001-99	P32	7.4L	78	690	MTX-78	C78DT-XHD		MT-78	MTP-78	
	2005-99	P32, P42	6.5L	78 ²	600	MTX-78	C78DT-XHD		MT-78	MTP-78	
	2005-04	P42	4.8L	78	690	MTX-78	C78DT-XHD		MT-78	MTP-78	
	2005-03	P42	6.0L	78	690	MTX-78	C78DT-XHD		MT-78	MTP-78	
	2005-02	P42	3.9L	78	690	MTX-78	C78DT-XHD		MT-78	MTP-78	
	2005	P42	6.6L	78	690	MTX-78	C78DT-XHD		MT-78	MTP-78	
	2004-99	P42	5.7L	78	690	MTX-78	C78DT-XHD		MT-78	MTP-78	
	2008	R20	7.2L	78 ²	600	MTX-78	C78DT-XHD		MT-78	MTP-78	
	2007-04	R20	8.3L	78 ²	600	MTX-78	C78DT-XHD		MT-78	MTP-78	
	2004	R20	8.9L	78 ²	600	MTX-78	C78DT-XHD		MT-78	MTP-78	
	2008-07	R26	8.1L	78	690	MTX-78	C78DT-XHD		MT-78	MTP-78	
	2010-06	W18	8.1L	78	690	MTX-78	C78DT-XHD		MT-78	MTP-78	
2010-09	W22	6.4L	78 ²	600	MTX-78	C78DT-XHD		MT-78	MTP-78		
2009-01	W22	8.1L	78	690	MTX-78	C78DT-XHD		MT-78	MTP-78		
Reference Referencia Référence											

Year	Model	Options	Group Size	Rating (CCA)	AGM	XHD/MHD	ECL	Alternate 1	Alternate 2
Workhorse Custom Chassis • Medium/Heavy Truck (continued)									
2011	W22, W24	8.1L	78	690	MTX-78	C78DT-XHD		MT-78	MTP-78
2009-07	W24	8.1L	78	690	MTX-78	C78DT-XHD		MT-78	MTP-78
2005-04	W24	8.1L	78	690	MTX-78	C78DT-XHD		MT-78	MTP-78
2012-06	W42	4.8L	78	690	MTX-78	C78DT-XHD		MT-78	MTP-78
2010-06	W42	6.0L	78	690	MTX-78	C78DT-XHD		MT-78	MTP-78
2009-06	W42	4.5L	78	690	MTX-78	C78DT-XHD		MT-78	MTP-78
2006	W42	8.9L	78 ²	600	MTX-78	C78DT-XHD		MT-78	MTP-78
2005-02	W52	8.1L	78	690	MTX-78	C78DT-XHD		MT-78	MTP-78
2012-11	W62	6.0L	78	690	MTX-78	C78DT-XHD		MT-78	MTP-78
2010-07	W62	8.1L	78	690	MTX-78	C78DT-XHD		MT-78	MTP-78
2007	W72	6.6L	78	690	MTX-78	C78DT-XHD		MT-78	MTP-78
2006	W72	8.1L	78	690	MTX-78	C78DT-XHD		MT-78	MTP-78

Automotive & Light Truck
Automotrices y Camiones
Livianos
Automobile et Camionnette

Heavy-Duty Truck
Camiones Para Servicio Pesado
Poids Lourd

Agriculture
Agrícola
Agriculture

Industrial
Industrial
Industrial

Lawn & Garden
Césped y Jardín
Jardin et Pelouse

Powersports
Vehículos Deportivos
Sports Motorisés

Reference
Referencia
Référence

Automotive & Light Truck Automotrices y Camiones Livianos Automobile et Camionnette								
Heavy-Duty Truck Camiones Para Servicio Pesado Poids Lourd								
Agriculture Agrícola Agriculture								
Industrial Industrial Industriel								
Lawn & Garden Césped y Jardín Jardin et Pelouse								
Powersports Vehículos Deportivos Sports Motorisés								
Reference Referencia Référence								

Year	Model	Engine/Options	Group Size	Rating (CCA)	AGM	XHD/MHD	ECL	Alternate 1	Alternate 2
AG-Chem Equipment Co. • Self-Propelled Sprayers									
2019-05	RoGator 1074		31T ²	700	31-AGM7	31-MHD	31-ECL	31-LHD	31-XHD
2008-06	RoGator 1074C		31T ²	700	31-AGM7	31-MHD	31-ECL	31-LHD	31-XHD
2007	RoGator 1268, RoGator 1268C		31T ²	700	31-AGM7	31-MHD	31-ECL	31-LHD	31-XHD
2006	RoGator 1274		31T ²	700	31-AGM7	31-MHD	31-ECL	31-LHD	31-XHD
1998-95	RoGator 554		31A ²	950		31P-MHD			
1998-95	RoGator 554, RoGator 664	Optional	31T ²	700	31-AGM7	31-MHD	31-ECL	31-LHD	31-XHD
1998-87	RoGator 664		31A ²	950		31P-MHD			
2005-03	RoGator 854, RoGator 1054, RoGator 1254		31T ²	700	31-AGM7	31-MHD	31-ECL	31-LHD	31-XHD
2004	RoGator 856, Terra-Gator 9105		31T ²	700	31-AGM7	31-MHD	31-ECL	31-LHD	31-XHD
2007-04	RoGator 864, RoGator 1064, RoGator 1264		31T ²	700	31-AGM7	31-MHD	31-ECL	31-LHD	31-XHD
2008-07	RoGator 874		31T ²	700	31-AGM7	31-MHD	31-ECL	31-LHD	31-XHD
2008	RoGator SS874, RoGator SS1074, RoGator SSC1074		31T ²	700	31-AGM7	31-MHD	31-ECL	31-LHD	31-XHD
2007-04	Terra-Gator 4104		31T ²	700	31-AGM7	31-MHD	31-ECL	31-LHD	31-XHD
2005-03	Terra-Gator 6103, Terra-Gator 8103		31T ²	700	31-AGM7	31-MHD	31-ECL	31-LHD	31-XHD
2008	Terra-Gator 6203, Terra-Gator 8203		31T ²	700	31-AGM7	31-MHD	31-ECL	31-LHD	31-XHD
2005-03	Terra-Gator 8104, Terra-Gator 8144		31T ²	700	31-AGM7	31-MHD	31-ECL	31-LHD	31-XHD
2008	Terra-Gator 8204, Terra-Gator 8244		31T ²	700	31-AGM7	31-MHD	31-ECL	31-LHD	31-XHD
2005-03	Terra-Gator 9103		31T ²	700	31-AGM7	31-MHD	31-ECL	31-LHD	31-XHD
2008	Terra-Gator 9203, Terra-Gator 9205		31T ²	700	31-AGM7	31-MHD	31-ECL	31-LHD	31-XHD
AGCO • Self-Propelled Sprayers									
2005-03	Eagle		31T ²	700	31-AGM7	31-MHD	31-ECL	31-LHD	31-XHD
AGCO • Tractors - 2-Wheel Drive									
2019-03	5650, 5660, 5670, 6670		49	470	MTX-49/H8			MTP-49/H8	MT-49/H8
2016-03	8775, 8785, 9735, 9745		24 ²	600	MTZ-34 ¹	C78DT-XHD		MTP-24	MT-24
2010-03	9755, 9765, 9775, 9785		24 ²	600	MTZ-34 ¹	C78DT-XHD		MTP-24	MT-24
AGCO • Tractors - Mechanical Front Wheel Drive									
2016-03	8775, 8785, 9735, 9745		24 ²	600	MTZ-34 ¹	C78DT-XHD		MTP-24	MT-24
2010-03	9755, 9765, 9775, 9785		24 ²	600	MTZ-34 ¹	C78DT-XHD		MTP-24	MT-24
AGCO • Windrowers									
2009-07	9330		31T	950	31-AGMX	31-MHD		31-XHD	
2006	9340		31T ²	950	31-AGMX	31-MHD		31-XHD	
2009-07	9345		31T ²	950	31-AGMX	31-MHD		31-XHD	
2009-06	9365		31T ²	950	31-AGMX	31-MHD		31-XHD	
2010	9435, 9635		31T ²	950	31-AGMX	31-MHD		31-XHD	
AGCO Allis • Farm Tractors									
1986-85	2004 IMTRAC		4DLT ²	750				4DLT-VHD	
1997-91	4650		48	470	MTX-48/H6			MT-48/H6	MTP-48/H6
1997-91	4660		49	470	MTX-49/H8			MTP-49/H8	MT-49/H8
2014-95	5650, 5660	2WD	49	470	MTX-49/H8			MTP-49/H8	MT-49/H8
2012-93	5670, 6670	2WD	49	470	MTX-49/H8			MTP-49/H8	MT-49/H8
2000-91	5680, 6680, 6690		49	470	MTX-49/H8			MTP-49/H8	MT-49/H8
1991-90	6150		30H	490				29H-VHD	
1991-87	6240, 6250, 6250F, 6260, 6260LU, 6265, 6275, 7085, 7110, 7129		4DLT	750				4DLT-VHD	
1989-84	7145		4EH ²	880				3EH-VHD ⁴⁸	
1999-93	7600		49	500	MTX-49/H8			MTP-49/H8	MT-49/H8
1997-91	7630, 7650, 8610, 8630		4DLT	630				4DLT-VHD	
2000-99	8360, 8425		31T ³	700	31-AGM7	31-MHD	31-ECL	31-LHD	31-XHD
2000-98	8745, 8765		24 ²	600	MTX-34 ¹	C78DT-XHD		MTP-24	MT-24
2014-97	8775, 8785		24 ²	600	MTX-34 ¹	C78DT-XHD		MTP-24	MT-24
1992	9130		24 ²	580	MTX-34 ¹	C24-XHD		MTP-24	MT-24
1992-89	9150, 9170, 9190		24 ²	580	MTX-34 ¹	C24-XHD		MTP-24	MT-24
1999-94	9435		30H ²	800	DI*				
1999-94	9435, 9455		24	550	MTX-34 ¹	C24-XHD		MTP-24	MT-24
1997-93	9630, 9635, 9650, 9655, 9670, 9690, 9695		24 ²	550	MTX-34 ¹	C24-XHD		MTP-24	MT-24
2012-97	9735, 9745		24 ²	600	MTX-34 ¹	C78DT-XHD		MTP-24	MT-24
2000-98	9735, 9745, 9755, 9765, 9775, 9785	Alt	31A	950		31P-MHD			
2014-99	9755, 9765, 9775, 9785		24 ²	600	MTX-34 ¹	C78DT-XHD		MTP-24	MT-24
1997-94	9815		24 ²	600	MTX-34 ¹	C78DT-XHD		MTP-24	MT-24
1979-76	D10006, D7206, D8006, D9006		4DLT	750				4DLT-VHD	
1979-76	D13006		4D	760	4D-AGMX	4D-XHD			
1982-76	D3006		30H	520				29H-VHD	
1986-85	D3607		30H	520				29H-VHD	
1986-76	D4006, D4007		30H	520				29H-VHD	
1981-76	D4506, D6206		30H	520				29H-VHD	
1986-81	D4507, D4807, D5207, D5207A		30H	520				29H-VHD	
1986-81	D4507, D4807, D5207, D5207A	HD	4DLT	750				4DLT-VHD	
1980-76	D5206		30H	520				29H-VHD	
	D6006		4DLT	850				4DLT-VHD	
1983-81	D6207, D6207C		30H	520				29H-VHD	

For footnotes, see inside back cover. Notas al Pie de Página 468. Référence de Bas de Page 508.

DI* Distributor item, contact your Interstate Distributor. Artículo del Distribuidor DI*, comuníquese con su Distribuidor de Interstate. Article de distributeur DI*, communiquez avec votre distributeur Interstate.

Automotive & Light Truck
Automotrices y Camiones Livianos
Automobile et Camionnette

Heavy-Duty Truck
Camiones Para Servicio Pesado
Poids Lourds

Agriculture
Agrícola
Agriculture

Industrial
Industrial
Industrial

Lawn & Garden
Césped y Jardín
Jardin et Pelouse

Powersports
Vehículos Deportivos
Sports Motorisés

Reference
Referencia
Référence

	Year	Model	Engine/Options	Group Size	Rating (CCA)	AGM	XHD/MHD	ECL	Alternate 1	Alternate 2		
Automotive & Light Truck Automotrices y Camiones Livianos Automobile et Camionnette	AGCO Allis • Farm Tractors (continued)											
	1983-81	D6207, D6207C	HD	4DLT	750				4DLT-VHD			
	1986-83	D6507, D7007, D7007C, D7807, D7807C		4DLT	750				4DLT-VHD			
	1981-79	D6806		4DLT	750				4DLT-VHD			
	1983-81	D6807		4DLT	750				4DLT-VHD			
		DT780A, LT-75, LT-90		49	850	MTX-49/H8			MT-49/H8			
	1984-79	DX110, DX110A, DX120, DX120A, DX90, DX90A		4DLT	750				4DLT-VHD			
	1984-81	DX130		4EH ²	880				3EH-VHD ⁴⁸			
	1981-79	DX140		4EH ²	880				3EH-VHD ⁴⁸			
	1984-79	DX160		4EH ²	880				3EH-VHD ⁴⁸			
	1986-84	DX3.10, DX3.30, DX3.50, DX3.70, DX3.90, DX4.70, DX6.30, DX6.50		4DLT	750				4DLT-VHD			
	1986-84	DX6.50, DX7.10		4EH ²	880				3EH-VHD ⁴⁸			
	1986-85	DX8.30		4DLT	750				4DLT-VHD			
		RT100		48	700	MTX-48/H6			MT-48/H6	MTP-48/H6		
	Heavy-Duty Truck Camiones Para Servicio Pesado Poids Lourd	AGCO/Beauvais • Wheel Farm Tractors										
		5400/MT400B	Dsl <100 pto HP	49	720	MTX-49/H8			MTP-49/H8	MT-49/H8		
		5400/MT400B	Dsl >100 pto HP	48	770	MTX-48/H6 ⁴⁸			MTP-48/H6 ⁴⁸			
		6400/MT500B, 7600/MT500D	Diesel	48	770	MTX-48/H6 ⁴⁸			MTP-48/H6 ⁴⁸			
		7400/MT500B CVT	Diesel	48 ²	770	MTX-48/H6 ⁴⁸			MTP-48/H6 ⁴⁸			
		8600/MT600D	Diesel	49 ²	720	MTX-49/H8			MTP-49/H8	MT-49/H8		
Agriculture Agricultura Agriculture	Allied Systems • Baler											
	2011-06	270 Pull-Type, 270 Self-Propelled		8D ²	1400	8D-AGMX	8D-MHD					
	2011-06	280 Pull-Type, 285 Pull-Type		8D ²	1400	8D-AGMX	8D-MHD					
	2011-06	370 Pull-Type, 370 Self-Propelled		8D ²	1400	8D-AGMX	8D-MHD					
	2011-06	375 Pull-Type, 380 Pull-Type		8D ²	1400	8D-AGMX	8D-MHD					
	2011-06	385 Pull-Type		8D ²	1400	8D-AGMX	8D-MHD					
Industrial Industrial Industriel	Allis-Chalmers/Deutz-Allis • Wheel Farm Tractors											
	1981	175, 185	Diesel	30H ²	580				29H-VHD			
	2004-02	190, 220, 385, 7060, 7080, 8010, 8030, 8050, 8070, 9150, D21		30H	420				29H-VHD			
	1976	440	Diesel	8D ²	945	8D-AGMX	8D-XHD		8D-MHD			
	1985-82	4W-220, 8010, 8030, 8050, 8070	Diesel	31T ²	625	31-AGM7	31-MHD	31-ECL	31-LHD	31-VHD		
	1985-82	4W-305	Diesel	31T ⁴	625	31-AGM7	31-MHD	31-ECL	31-LHD	31-VHD		
	1985-82	5015		24F	300	MTX-24F	C78DT-XHD		MTP-24F	MT-24F		
	1985-77	5020		24F	305	MTX-24F	C78DT-XHD		MTP-24F	MT-24F		
	1985-78	5030		24F	305	MTX-24F	C78DT-XHD		MTP-24F	MT-24F		
	1981-76	5040	Diesel	30H	580				29H-VHD			
	1985-76	5050	Diesel	30H	580				29H-VHD			
	1976	6040	Diesel	30H	420				29H-VHD			
	1985-80	6060, 6080	Diesel	30H ²	580				29H-VHD			
	1985-84	6070	Diesel	30H ²	580				29H-VHD			
	1985-82	6140	Diesel	30H	580				29H-VHD			
	1979-76	7000	Diesel	30H ²	420				29H-VHD			
	1981-79	7010	Diesel	30H ²	580				29H-VHD			
	1981-77	7020	Diesel	30H ²	580				29H-VHD			
	1976	7040	Diesel	30H ^{2,4}	420				29H-VHD			
	1981-77	7045	Diesel	30H ^{2,4}	420				29H-VHD			
	1981-76	7060, 7080, 7580	Diesel	30H ^{2,4}	420				29H-VHD			
	1985-82	8010, 8030, 8050, 8070	Diesel	30H ²	420				29H-VHD			
	1981-77	8550	Diesel	30H ⁴	580				29H-VHD			
	Lawn & Garden Césped y Jardín Jardin et Pelouse	American Grape Harvesters • Harvesters										
		2023-03	Quantum, Spectrum		24	750	MTZ-34 ¹	C78DT-XHD		MTP-24	MTP-78DT	
	Powersports Vehículos Deportivos Sports Motorisés	Aquarius Systems • Harvesters										
		2021-03	EH-120, H-620		24	500	MTZ-34 ¹	C24-XHD		MTP-24	MT-24	
2023-03		H-820		24	500	MTZ-34 ¹	C24-XHD		MTP-24	MT-24		
2023-07		HM-420		24	500	MTZ-34 ¹	C24-XHD		MTP-24	MT-24		
Atelier • Tube Bale Wrapper												
2021-03	Tube Bale Wrap		24	550	MTZ-34 ¹	C24-XHD		MTP-24	MT-24			
BEI • Harvesters												
2021-06	Harvester Series		31T	950	31-AGMX	31-MHD		31-XHD				
BEI • Towable/Tractor Mounted Sprayers												
2014-03	CURTEC-8 FAN		31T	950	31-AGMX	31-MHD		31-XHD				
Buffalo Turbine • Towable/Tractor Mounted Sprayers												
2019-03	Buffalo Sprayer		U1	300				SP-40	SP-35			
Reference Referencia Référence	California Tomato Machinery • Harvesters											
	2022-08	Commander		8D	1150	8D-AGMX	8D-XHD		8D-MHD			
	2022-03	Johnson		8D	1150	8D-AGMX	8D-XHD		8D-MHD			
	2021-04	Star NTD		8D	1150	8D-AGMX	8D-XHD		8D-MHD			
Cameco • Self-Propelled Sprayers												
2006-03	4700		27 ²	650	MTZ-34 ^{1,6,10}			MT-27				
2006-03	6700 (410 or 420 gal)		31T ²	750	31-AGM7	31-MHD		31-LHD	31-XHD			
2006-03	6700S		31T	925	31-AGM7	31-MHD		31-HD	31-XHD			

Year	Model	Engine/Options	Group Size	Rating (CCA)	AGM	XHD/MHD	ECL	Alternate 1	Alternate 2
Cameco • Tractors - 4WD Articulated									
2006-03	220T, 345-B, 110T		31T ²	925	31-AGM7	31-MHD		31-HD	31-XHD
Case New Holland • Balers									
2007-03	BW28, BW38		31T	950	31-AGMX	31-MHD		31-XHD	
2019-07	H9870, H9880		31T	950	31-AGMX	31-MHD		31-XHD	
Case New Holland • Combines									
2019-12	CR6090, CR7090, CR8080		31T ²	950	31-AGMX	31-MHD		31-XHD	
2014-12	CR8090		31T ²	950	31-AGMX	31-MHD		31-XHD	
2011-06	CR9040, CR9060, CR9070		31T ²	950	31-AGMX	31-MHD		31-XHD	
2011-10	CR9065		31T ²	950	31-AGMX	31-MHD		31-XHD	
2011-08	CR9080		31T ²	950	31-AGMX	31-MHD		31-XHD	
2019-09	CR9090		31T ²	950	31-AGMX	31-MHD		31-XHD	
Case New Holland • Self-Propelled Sprayers									
2013-10	Guardian SP240F, Guardian SP275F		31T ²	950	31-AGMX	31-MHD		31-XHD	
2015-10	Guardian SP240R, Guardian SP275R		31T ²	950	31-AGMX	31-MHD		31-XHD	
2023-15	Guardian SP260R		31T ²	950	31-AGMX	31-MHD		31-XHD	
2023-14	Guardian SP295F, Guardian SP300F		31T ³	950	31-AGMX	31-MHD		31-XHD	
2023-15	Guardian SP300C, Guardian SP300R		31T ³	950	31-AGMX	31-MHD		31-XHD	
2023-14	Guardian SP345F, Guardian SP400F		31T ³	950	31-AGMX	31-MHD		31-XHD	
2019-10	Guardian SP365F		31T ²	950	31-AGMX	31-MHD		31-XHD	
Case New Holland • Tractors - 2-Wheel Drive									
2016-08	5610, 6610, 7610		4D	750	4D-AGMX	4D-XHD			
2008-07	T2310		31T	420	31-AGM7	31-MHD	31-ECL	31-LHD	31-VHD
2003	TC18, TC29, TC29D		45	420	SC51DA			MT-51	SP-45
2003	TC35		24F	675	MTX-24F	C78DT-XHD		MTP-78DT ^{1B}	MTP-24F
2007-05	TC35A		47	600	MTX-47/H5			MT-47/H5	M-47/H5
2004-03	TC35D, TC40, TC40D		24F	675	MTX-24F	C78DT-XHD		MTP-78DT ^{1B}	MTP-24F
2016-08	TS6000, TS6020		31T	950	31-AGMX	31-MHD		31-XHD	
2019-05	TT75		31T	950	31-AGMX	31-MHD		31-XHD	
Case New Holland • Tractors - 4WD Articulated									
2019-11	T9.390, T9.450, T9.505, T9.560, T9.615		4DLT ²	1000				4DLT-VHD	
2016-11	T9.670		4DLT ²	1000				4DLT-VHD	
2009-07	T9010		31T ²	1000	31-AGMX	31-XHD			
2010-07	T9020, T9030, T9040, T9050, T9060		31T ²	1000	31-AGMX	31-XHD			
2019-08	TV6070 Bidirectional		31T ²	950	31-AGMX	31-MHD		31-XHD	
Case New Holland • Tractors - Mechanical Front Wheel Drive									
2016-08	6610, 7610		4D	750	4D-AGMX	4D-XHD			
2011-08	Boomer 2030, Boomer 2035		51	450	SC51DA			MT-51	
2011-08	Boomer 3040, Boomer 3045, Boomer 3050		47	600	MTX-47/H5			MT-47/H5	M-47/H5
2011-08	Boomer 4055, Boomer 4060		47	600	MTX-47/H5			MT-47/H5	M-47/H5
2011-09	Boomer 8N		47	600	MTX-47/H5			MT-47/H5	M-47/H5
2011-08	Farmall 31 Compact		51	450	SC51DA			MT-51	
2011-08	Farmall 35 Compact		51	450	SC51DA			MT-51	
2011-08	Farmall 40 Compact		47	600	MTX-47/H5			MT-47/H5	M-47/H5
2011-08	Farmall 45 Compact		47	600	MTX-47/H5			MT-47/H5	M-47/H5
2011-08	Farmall 50 Compact		47	600	MTX-47/H5			MT-47/H5	M-47/H5
2011-08	Farmall 55 Compact		27	700	MTZ-34 ^{1,6,10}			MT-27	
2011-08	Farmall 60 Compact		27	700	MTZ-34 ^{1,6,10}			MT-27	
2008	T1010, T1030, T1110		31T	325	31-AGM7	31-MHD	31-ECL	31-LHD	31-VHD
2008-07	T2320, T2330, T2410, T2420		31T	420	31-AGM7	31-MHD	31-ECL	31-LHD	31-VHD
2016-11	T8.275, T8.300, T8.330, T8.360, T8.390		31T	950	31-AGMX	31-MHD		31-XHD	
2010-06	T8010, T8020, T8030, T8040		31T ²	1000	31-AGMX	31-XHD			
2010-07	T8050		31T ²	1000	31-AGMX	31-XHD			
2016-08	TS6000, TS6020, TS6030		31T	950	31-AGMX	31-MHD		31-XHD	
2019-05	TT75		31T	950	31-AGMX	31-MHD		31-XHD	
Case New Holland • Windrowers									
2013-07	H8040, H8040 Prairie Special		31T	925	31-AGM7	31-MHD		31-HD	31-XHD
2013-07	H8060		31T ²	650	31-AGM7	31-MHD	31-ECL	31-LHD	31-VHD
2016-07	H8080		31T ²	650	31-AGM7	31-MHD	31-ECL	31-LHD	31-VHD
2004-03	HW300, HW320		31T	700	31-AGM7	31-MHD	31-ECL	31-LHD	31-XHD
2007-04	HW305, HW305S, HW325		31T	700	31-AGM7	31-MHD	31-ECL	31-LHD	31-XHD
2004-03	HW340		31T ²	700	31-AGM7	31-MHD	31-ECL	31-LHD	31-XHD
2007-04	HW345		31T ²	700	31-AGM7	31-MHD	31-ECL	31-LHD	31-XHD
2006-04	HW365		31T ²	700	31-AGM7	31-MHD	31-ECL	31-LHD	31-XHD
2012-07	WD1203		31T	925	31-AGM7	31-MHD		31-HD	31-XHD
2013	WD1203 Series 2		31T	925	31-AGM7	31-MHD		31-HD	31-XHD
2021-14	WD1504, WD2104, WD2504		31T ²	925	31-AGM7	31-MHD		31-HD	31-XHD
2013	WD1903 Series 2, WD2303 Series 2		31T ²	925	31-AGM7	31-MHD		31-HD	31-XHD
2012-07	WD1903, WD2303		31T ²	925	31-AGM7	31-MHD		31-HD	31-XHD
2006-04	WDX1002S, WDX1202S		31T	925	31-AGM7	31-MHD		31-HD	31-XHD
2007-04	WDX1202		31T	925	31-AGM7	31-MHD		31-HD	31-XHD

For footnotes, see inside back cover. Notas al Pie de Página 468. Référence de Bas de Page 508.

Di* Distributor item, contact your Interstate Distributor. Artículo del Distribuidor Di*, comuníquese con su Distribuidor de Interstate. Article de distributeur Di*, communiquez avec votre distributeur Interstate.

Automotive & Light Truck
Automotrices y Camiones Livianos
Automobile et Camionnette

Heavy-Duty Truck
Camiones Para Servicio Pesado
Poids Lourds

Agriculture
Agrícola

Industrial
Industrial

Lawn & Garden
Césped y Jardín
Jardin et Pelouse

Powersports
Vehículos Deportivos
Sports Motorisés

Reference
Referencia

	Year	Model	Engine/Options	Group Size	Rating (CCA)	AGM	XHD/MHD	ECL	Alternate 1	Alternate 2		
Automotive & Light Truck Automotrices y Camiones Livianos Automobile et Camionnette	Case New Holland • Windrowers (continued)											
	2007	WDX1203		31T	925	31-AGM7	31-MHD		31-HD	31-XHD		
	2004-03	WDX1701		31T ²	925	31-AGM7	31-MHD		31-HD	31-XHD		
	2007-04	WDX1902, WDX2302		31T ²	925	31-AGM7	31-MHD		31-HD	31-XHD		
	2007	WDX1903, WDX2303		31T ²	925	31-AGM7	31-MHD		31-HD	31-XHD		
2004-03	WDX901, WDX1101		31T	925	31-AGM7	31-MHD		31-HD	31-XHD			
Heavy-Duty Truck Camiones Para Servicio Pesado Poids Lourd	Caterpillar • Combines											
	2004-03	Lexion 450, Lexion 460, Lexion 460R		4D	1100	4D-AGMX	4D-XHD					
	2004-03	Lexion 470R, Lexion 475R, Lexion 480R		4D	1100	4D-AGMX	4D-XHD					
	2004-03	Lexion 485R		4D	1100	4D-AGMX	4D-XHD					
	2007-04	Lexion 560 Straw		4D	1100	4D-AGMX	4D-XHD					
	2009-04	Lexion 560R, Lexion 570R, Lexion 575R		4D	1100	4D-AGMX	4D-XHD					
	2010-06	Lexion 570 Straw		4D	1100	4D-AGMX	4D-XHD					
	2009-04	Lexion 580R		4D	1100	4D-AGMX	4D-XHD					
	2009-05	Lexion 585R		4D	1100	4D-AGMX	4D-XHD					
	2010-04	Lexion 590R		4D	1100	4D-AGMX	4D-XHD					
	2010-05	Lexion 595R		4D	1100	4D-AGMX	4D-XHD					
	2021-10	Lexion 670 Straw		4D	1100	4D-AGMX	4D-XHD					
	2019-10	Lexion 730		4D	1100	4D-AGMX	4D-XHD					
	2023-10	Lexion 740, Lexion 740TT, Lexion 750		4D	1100	4D-AGMX	4D-XHD					
	2023-10	Lexion 750TT, Lexion 760, Lexion 760TT		4D	1100	4D-AGMX	4D-XHD					
2016-10	Lexion 770, Lexion 770TT		4D	1100	4D-AGMX	4D-XHD						
Agriculture Agrícola Agriculture	Challenger • Combines											
	2011-08	660B, 670B		31T ²	950	31-AGMX	31-MHD		31-XHD			
	2011-06	680B		31T ³	950	31-AGMX	31-MHD		31-XHD			
Industrial Industriel Industriel	Challenger • Self-Propelled Sprayers											
	2019-05	RoGator 1074		31T ²	700	31-AGM7	31-MHD	31-ECL	31-LHD	31-XHD		
	2012-06	RoGator 1194H, RoGator 1396		31T ²	950	31-AGMX	31-MHD		31-XHD			
	2012-06	RoGator 994, RoGator 994H, RoGator 1194		31T ²	950	31-AGMX	31-MHD		31-XHD			
	2016-06	Spra-Coupe 4460, Spra-Coupe 4660		31T	950	31-AGMX	31-MHD		31-XHD			
	2016-06	Spra-Coupe 7460, Spra-Coupe 7660		31T ²	950	31-AGMX	31-MHD		31-XHD			
	2011-06	TerraGator 8303, Terra-Gator 6303		31T ²	950	31-AGMX	31-MHD		31-XHD			
	2011-06	TerraGator 8204, TerraGator 9203		31T ²	950	31-AGMX	31-MHD		31-XHD			
	2012-11	TerraGator TG7300, TerraGator TG8300		31T ²	950	31-AGMX	31-MHD		31-XHD			
	2021-13	TerraGator TG7300B, TerraGator TG8300B		31T ²	950	31-AGMX	31-MHD		31-XHD			
	2012-11	TerraGator TG8400		31T ²	950	31-AGMX	31-MHD		31-XHD			
	2021-13	TerraGator TG8400B		31T ²	950	31-AGMX	31-MHD		31-XHD			
	2012-11	TerraGator TG9300		31T ³	950	31-AGMX	31-MHD		31-XHD			
	2021-13	TerraGator TG9300B		31T ³	950	31-AGMX	31-MHD		31-XHD			
	Lawn & Garden Césped y Jardín Jardin et Pelouse	Challenger • Tracked Ag Tractors										
2004-03		MT735, MT745, MT755, MT765		31T ²	950	31-AGMX	31-MHD		31-XHD			
2021-18		MT738		31T ²	950	31-AGMX	31-MHD		31-XHD			
2021-20		MT740, MT743		31T ²	950	31-AGMX	31-MHD		31-XHD			
2008-05		MT745B, MT755B, MT765B		31T ²	950	31-AGMX	31-MHD		31-XHD			
2011-08		MT755C, MT765C		31T ²	950	31-AGMX	31-MHD		31-XHD			
2013-12		MT755D, MT765D		49 ²	730	MTX-49/H8			MTP-49/H8	MT-49/H8		
2021-14		MT755E, MT765E, MT775E		49 ²	730	MTX-49/H8			MTP-49/H8	MT-49/H8		
2004-03		MT835, MT845, MT855, MT865		31T ⁴	950	31-AGMX	31-MHD		31-XHD			
2008-05		MT835B, MT845B, MT855B, MT865B, MT875B		31T ⁴	950	31-AGMX	31-MHD		31-XHD			
2013-08		MT835C, MT845C, MT855C, MT865C, MT875C		31T ⁴	950	31-AGMX	31-MHD		31-XHD			
2021-14		MT845E, MT855E, MT865E, MT875E		31T ⁴	950	31-AGMX	31-MHD		31-XHD			
Powersports Vehículos Deportivos Sports Motorisés		Challenger • Tractors - 4WD Articulated										
		2013-08	MT945C, MT955C, MT965C, MT975C		31T ⁴	950	31-AGMX	31-MHD		31-XHD		
		2021-14	MT955E, MT965E, MT975E		31T ⁴	950	31-AGMX	31-MHD		31-XHD		
	Challenger • Tractors - Mechanical Front Wheel Drive											
	2014-12	MT515D, MT525D, MT535D, MT545D		48 ²	420	MTX-48/H6			MT-48/H6	MTP-48/H6		
	2019-12	MT555D, MT565D		48 ²	420	MTX-48/H6			MT-48/H6	MTP-48/H6		
	2021-12	MT575D, MT585D, MT595D		48 ²	420	MTX-48/H6			MT-48/H6	MTP-48/H6		
	2013-12	MT645D, MT655D, MT665D, MT675D, MT685D		49 ²	730	MTX-49/H8			MTP-49/H8	MT-49/H8		
	2021-14	MT645E, MT665E, MT675E, MT685E		49 ²	730	MTX-49/H8			MTP-49/H8	MT-49/H8		
	2020-14	MT655E		49 ²	730	MTX-49/H8			MTP-49/H8	MT-49/H8		
2008-06	MT945B, MT955B, MT965B, MT975B		31T ⁴	950	31-AGMX	31-MHD		31-XHD				
Reference Referencia Référence	Challenger • Windrowers											
	2003	Challenger SP11, Challenger SP16		31T ²	950	31-AGMX	31-MHD		31-XHD			
	2008-04	Challenger SP115B		31T ²	950	31-AGMX	31-MHD		31-XHD			
	2011-08	Challenger SP115C, Challenger SP185C		31T ²	950	31-AGMX	31-MHD		31-XHD			
	2008-04	Challenger SP185B		31T ^{2,76}	950	31-AGMX	31-MHD		31-XHD			
	2003	Challenger SP80		31T ^{2,76}	950	31-AGMX	31-MHD		31-XHD			
	2006-04	Challenger SP85B		31T ^{2,76}	950	31-AGMX	31-MHD		31-XHD			
	2015-11	WR9740		31T ²	950	31-AGMX	31-MHD		31-XHD			
2014-11	WR9760, WR9770		31T ²	950	31-AGMX	31-MHD		31-XHD				

Year	Model	Engine/Options	Group Size	Rating (CCA)	AGM	XHD/MHD	ECL	Alternate 1	Alternate 2
Challenger • Windrowers (continued)									
2016-15	WR9840		31T ²	950	31-AGMX	31-MHD		31-XHD	
2017-14	WR9860, WR9870		31T ²	950	31-AGMX	31-MHD		31-XHD	
2021-18	WR9950, WR9960, WR9970, WR9980		31T ²	950	31-AGMX	31-MHD		31-XHD	
Fiat Tractors • Tractors									
2004-03	640		4DLT	820				4DLT-VHD	
Flory Corporation • Sweepers									
	480, 6670, 7070, 7480, 7670, 8070, 8670		27	675	MTX-34 ^{1,6,10}			MT-27	MTZ-34
FMC Corporation • Cucumber Harvesters									
	Harvesters		31T	925		31-MHD		31-XHD	31-HD
FMC Corporation • Tomato Harvesters									
	Harvesters		30H ²	600				29H-VHD	
Ford New Holland • Automatic Bale Wagons									
1977-76	1048, 1049, 1065		24	370	MTX-34 ¹	C24-XHD		MTP-24	MT-24
1983-78	1068, 1069, 1075	Gas	24	370	MTX-34 ¹	C24-XHD		MTP-24	MT-24
1988-80	1068, 1069, 1075	Diesel	24 ²	370	MTX-34 ¹	C24-XHD		MTP-24	MT-24
1982-81	8500		24	370	MTX-34 ¹	C24-XHD		MTP-24	MT-24
Ford New Holland • Combines									
1993-85	TR86, TR96		31T ²	625	31-AGM7	31-MHD	31-ECL	31-LHD	31-VHD
Ford New Holland • Farm Equipment									
1989	1078, 1079, 1085		24 ²	370	MTX-34 ¹	C24-XHD		MTP-24	MT-24
1994-89	1078, 1079, 1085		31T	925		31-MHD		31-XHD	
Ford New Holland • Forage Harvesters									
1988-81	1910		30H ²	580				29H-VHD	
1993	1915		30H ⁴	580				29H-VHD	
1988-80	2100		30H ⁴	630				29H-VHD	
1991-89	2115		30H ²	630				29H-VHD	
Ford New Holland • Leaf Loaders									
1993-88	710		31T	625	31-AGM7	31-MHD	31-ECL	31-LHD	31-VHD
Ford New Holland • Square Balers									
1986-83	426		24	375	MTX-34 ¹	C24-XHD		MTP-24	MT-24
1993-83	505		30H	460				29H-VHD	
Ford New Holland • Wheel Farm Tractors									
1986-79	1000		24	370	MTX-34 ¹	C24-XHD		MTP-24	MT-24
1987-80	1100, 1116		27F	450	MTX-24F			MTP-27F	MTZ-34R
1988-83	1110, 1210		24	370	MTX-34 ¹	C24-XHD		MTP-24	MT-24
1997-88	1120, 1220, 1320, 1520, 1720		24	420	MTX-34 ¹	C24-XHD		MTP-24	MT-24
1986-79	1300, 1500, 1700		27	400	MTX-34 ^{1,6,10}			MT-27	MTZ-34
1988-83	1310, 1510, 1710		27	400	MTX-34 ^{1,6,10}			MT-27	MTZ-34
1979-76	1600		27	440	MTX-34 ^{1,6,10}			MT-27	MTZ-34
1986-79	1900		30H	580				29H-VHD	
1988-81	1900		29H ²	630				29H-VHD	
1988-83	1910, 2110		30H	580				29H-VHD	
1997-88	1920, 2120		30H	580				29H-VHD	
1994-81	2810, 2910, 3910, 4110, 4610, 4610SU, 6710, 7710		4DLT	750				4DLT-VHD	
2003-96	3010		30H	600				29H-VHD	
1997-89	3220, 3230		31T	800	31-AGM7	31-MHD		31-XHD	
1981-76	5600, 5700, 6600, 6700, 7600, 7700		4DLT	750				4DLT-VHD	
1996-84	5610, 5900, 6610, 7610		4DLT	750				4DLT-VHD	
2000-98	5610, 5900, 6610, 7610, 8010		30H	600				29H-VHD	
1996-92	5640, 6640, 7740, 7840, 8240, 8340		31T	800	31-AGM7	31-MHD		31-XHD	
1994-89	7810		4DLT	750				4DLT-VHD	
1994-86	8210		4DLT	750				4DLT-VHD	
1994-87	846, 876		31T ³	625	31-AGM7	31-MHD	31-ECL	31-LHD	31-VHD
1976	8600, 9600		4DLT	750				4DLT-VHD	
1979-76	8700, 9700		4DLT	750				4DLT-VHD	
1994-89	9030		31T ²	625	31-AGM7	31-MHD	31-ECL	31-LHD	31-VHD
1994-87	946, 976		31T ⁴	625	31-AGM7	31-MHD	31-ECL	31-LHD	31-VHD
1999-96	9482		31T ³	750	31-AGM7	31-MHD		31-LHD	31-XHD
2000-98	9782		31T ³	750	31-AGM7	31-MHD		31-LHD	31-XHD
1986-77	FW20, FW30, FW40, FW60		31T ⁴	475	31-AGM7	31-MHD	31-ECL	31-LHD	31-VHD
1994-86	LGT 14D		60	345				MT-27 ^{5,6}	
2000-98	TS100		31T	800	31-AGM7	31-MHD		31-XHD	
1982-79	TW10, TW20, TW30		4DLT	750				4DLT-VHD	
1994-83	TW15, TW25, TW35, TW5		4DLT	750				4DLT-VHD	
Ford New Holland • Windrowers									
1987-86	1100		27F	450	MTX-24F			MTP-27F	MTZ-34R
1987-80	1116		27F	450	MTX-24F			MTP-27F	MTZ-34R
1993-87	1118, 1499		31T	625	31-AGM7	31-MHD	31-ECL	31-LHD	31-VHD
2000-98	HW300, HW320		31T	925		31-MHD		31-XHD	
2000-98	HW340		31T	625	31-AGM7	31-MHD	31-ECL	31-LHD	31-VHD

For footnotes, see inside back cover. Notas al Pie de Página 468. Référence de Bas de Page 508.

Di* Distributor item, contact your Interstate Distributor. Artículo del Distribuidor Di*, comuníquese con su Distribuidor de Interstate. Article de distributeur Di*, communiquez avec votre distributeur Interstate.

Automotive & Light Truck
Automotrices y Camiones Livianos
Automobile et Camionnette

Heavy-Duty Truck
Camiones Para Servicio Pesado
Poids Lourds

Agriculture
Agrícola
Agriculture

Industrial
Industrial
Industrial

Lawn & Garden
Césped y Jardín
Jardin et Pelouse

Powersports
Vehículos Deportivos
Sports Motorisés

Reference
Referencia
Référence

	Year	Model	Engine/Options	Group Size	Rating (CCA)	AGM	XHD/MHD	ECL	Alternate 1	Alternate 2	
Automotive & Light Truck Automotrices y Camiones Livianos Automobile et Camionnette	Freeman • Baler										
	2023-03	5300 Roadsider		24 ²		MTZ-34 ¹	C24-XHD		MTP-24	MT-24	
	Gleaner • Combines										
	2008-06	A65, A75		31T ²	950	31-AGMX	31-MHD		31-XHD		
	2011-08	A66, A76, R66, R76		31T ²	950	31-AGMX	31-MHD		31-XHD		
	2008-06	A85		31T ³	950	31-AGMX	31-MHD		31-XHD		
	2011-08	A86		31T ³	950	31-AGMX	31-MHD		31-XHD		
	2016-10	GLS67, GLS77		31T ³	950	31-AGMX	31-MHD		31-XHD		
	2002-01	R42	(From No. 48001)	31T ²	950	31-AGMX	31-MHD		31-XHD		
	2002-01	R42	(To No. 48000)	24 ²	580	MTX-34 ¹	C24-XHD		MTP-24	MT-24	
Heavy-Duty Truck Camiones Para Servicio Pesado Poids Lourds	2002-01	R52	(From No. 58001)	31T ²	950	31-AGMX	31-MHD		31-XHD		
	2002-01	R52	(To No. 58000)	24 ²	580	MTX-34 ¹	C24-XHD		MTP-24	MT-24	
	2006-02	R55		31T ²	950	31-AGMX	31-MHD		31-XHD		
	2006-03	R55		31T ²	950	31-AGMX	31-MHD		31-XHD		
	2002-01	R62	(From No. 68001)	31T ²	950	31-AGMX	31-MHD		31-XHD		
	2002-01	R62	(To No. 68000)	24 ²	580	MTX-34 ¹	C24-XHD		MTP-24	MT-24	
	2008-02	R65, R75		31T ²	950	31-AGMX	31-MHD		31-XHD		
	2008-03	R65, R75		31T ²	950	31-AGMX	31-MHD		31-XHD		
	2013-10	R67, S77		31T ²	950	31-AGMX	31-MHD		31-XHD		
	2002-01	R72	(From No. 78001)	31T ²	950	31-AGMX	31-MHD		31-XHD		
Agriculture Agricultura Agriculture	2002-01	R72	(To No. 78000)	24 ²	580	MTX-34 ¹	C24-XHD		MTP-24	MT-24	
	2016-12	S67		31T ³	950	31-AGMX	31-MHD		31-XHD		
	2021-10	S77		31T ³	950	31-AGMX	31-MHD		31-XHD		
	Gravely • Tractors - 2-Wheel Drive										
	2021-09	Professional		U1	340				SP-40		
	GVM • Self-Propelled Sprayers										
	2016-08	Predator 6215, Predator 8275		31T	850	31-AGM7	31-MHD		31-HD	31-XHD	
	2016-08	Prowler 9275		31T	850	31-AGM7	31-MHD		31-HD	31-XHD	
	2016-11	Prowler E325		31T	850	31-AGM7	31-MHD		31-HD	31-XHD	
	2016-09	Prowler E350		31T	850	31-AGM7	31-MHD		31-HD	31-XHD	
Hagie • Harvesters											
2023-06	204 Detasseler, 204sp Detasseler		31T	900	31-AGM7	31-MHD		31-HD	31-XHD		
2023-17	D400		31T ²	925	31-AGM7	31-MHD		31-HD	31-XHD		
Hagie • Self-Propelled Sprayers											
2023-08	DTS10, STS10, STS12, STS14, STS16		31T	900	31-AGM7	31-MHD		31-HD	31-XHD		
2016-08	STS10T, STX10		31T	900	31-AGM7	31-MHD		31-HD	31-XHD		
2023-13	STS12i		31T	900	31-AGM7	31-MHD		31-HD	31-XHD		
Hesston • Crawlers											
1983-79	120C, 605C		30H	625				29H-VHD			
1990-83	655C		30H	625				29H-VHD			
1990-84	70-65C		4DLT	820				4DLT-VHD			
1990-84	95-55C		4DLT	720				4DLT-VHD			
1984-83	955C		30H	625				29H-VHD			
Hesston • Forage Harvesters											
1979-78	6610	Diesel	24F ²	650	MTX-24F	C78DT-XHD		MTP-24F	MTP-78DT		
1979-78	6610	Gas	24F	650	MTX-24F	C78DT-XHD		MTP-24F	MTP-78DT		
1981-78	7650		4D ²	935	4D-AGMX	4D-XHD					
1990-83	7655		4D ²	935	4D-AGMX	4D-XHD					
Hesston • Wheel Farm Tractors											
1996	100-90		4DLT ²	820				4DLT-VHD			
2000-99	100-90		4DLT ²	820				4DLT-VHD			
2005-94	100-90		4DLT	820				4DLT-VHD			
1985-80	1180, 1380, 1580, 1880		4D	935	4D-AGMX	4D-XHD					
1990-85	130-90, 140-90, 160-90, 180-90		4D	935	4D-AGMX	4D-XHD					
1993-85	45-66, 55-66, 60-66		30H	625				29H-VHD			
1985-83	466, 566		30H	625				29H-VHD			
1985-80	480, 580		30H	625				29H-VHD			
1988-86	55-46		30H	625				29H-VHD			
1994-88	55-56		30H	625				29H-VHD			
1989-86	60-66F		30H	625				29H-VHD			
1990-85	60-90		30H	625				29H-VHD			
1983-80	640, 766		4DLT	820				4DLT-VHD			
1984-79	6450		24F	650	MTX-24F	C78DT-XHD		MTP-24F	MTP-78DT		
1988-86	65-46		4DLT	820				4DLT-VHD			
1994-88	65-56		4DLT	820				4DLT-VHD			
1978-76	6600	Diesel	24F ²	650	MTX-24F	C78DT-XHD		MTP-24F	MTP-78DT		
1978-76	6600	Gas	24F	650	MTX-24F	C78DT-XHD		MTP-24F	MTP-78DT		
1979-78	6610	Diesel	24F ²	650	MTX-24F	C78DT-XHD		MTP-24F	MTP-78DT		
1979-78	6610	Gas	24F	650	MTX-24F	C78DT-XHD		MTP-24F	MTP-78DT		
1990-86	665C		30H	625				29H-VHD			
1985-83	666		4DLT	820				4DLT-VHD			

For footnotes, see inside back cover. Notas al Pie de Página 468. Référence de Bas de Page 508.

Di* Distributor item, contact your Interstate Distributor. Artículo del Distribuidor Di*, comuníquese con su Distribuidor de Interstate. Article de distributeur Di*, communiquez avec votre distributeur Interstate.

Year	Model	Engine/Options	Group Size	Rating (CCA)	AGM	XHD/MHD	ECL	Alternate 1	Alternate 2
Hesston • Wheel Farm Tractors (continued)									
1985-80	680, 880-5, 980		4DLT	820				4DLT-VHD	
1990-86	70-65C, 90-65C		4DLT	820				4DLT-VHD	
1993-85	70-66, 70-90, 80-66, 80-90		4DLT	820				4DLT-VHD	
1991-86	70-66F, 80-66F		4DLT	820				4DLT-VHD	
1981-77	7600		4D ²	935	4D-AGMX	4D-XHD			
1981-78	7650		4D ²	935	4D-AGMX	4D-XHD			
1990-80	780		4DLT	820				4DLT-VHD	
1987-85	90-90		4DLT	820				4DLT-VHD	
Hesston • Windrowers									
1976	6200		24F	650	MTX-35	C78DT-XHD		MTP-24F	MTP-78DT
1978-76	6400	Diesel	24F ²	650	MTX-35	C78DT-XHD		MTP-24F	MTP-78DT
1978-76	6400	Gas	24F	650	MTX-35	C78DT-XHD		MTP-24F	MTP-78DT
1990-85	6455		24F	650	MTX-35	C78DT-XHD		MTP-24F	MTP-78DT
1984-80	6550, 6650	Diesel	24F ²	650	MTX-35	C78DT-XHD		MTP-24F	MTP-78DT
1984-80	6550, 6650	Gas	24F	650	MTX-35	C78DT-XHD		MTP-24F	MTP-78DT
1990-85	6555, 6655	Diesel	24F ²	650	MTX-35	C78DT-XHD		MTP-24F	MTP-78DT
1990-85	6555, 6655	Gas	24F	650	MTX-35	C78DT-XHD		MTP-24F	MTP-78DT
1990-86	8200		24F ²	650	MTX-35	C78DT-XHD		MTP-24F	MTP-78DT
1997-87	8400, 8500		24F ²	650	MTX-35	C78DT-XHD		MTP-24F	MTP-78DT
2004-97	8450, 8510		24T	500	MTX-35 ¹	C24-XHD		MTP-24	MT-24
2004-99	8550, 8550S		24T	500	MTX-35 ¹	C24-XHD		MTP-24	MT-24
Hesston Co. • Windrowers									
2004-03	8450		24T	500	MTX-34 ¹	C24-XHD		MTP-24	MT-24
2004-03	8550, 8550S		24T ²	500	MTX-34 ¹	C24-XHD		MTP-24	MT-24
J.I. Case/Case IH • Combines									
1986-80	1420		24 ²	520	MTX-34 ¹	C24-XHD		MTP-24	MT-24
1986-77	1440, 1460, 1480		24 ²	520	MTX-34 ¹	C24-XHD		MTP-24	MT-24
1986-81	1470 Hillside		24 ²	520	MTX-34 ¹	C24-XHD		MTP-24	MT-24
1993-85	1620		31T ²	700	31-AGM7	31-MHD	31-ECL	31-LHD	31-XHD
1994-85	1640, 1660, 1670, 1680		31T ²	950	31-AGMX	31-MHD		31-XHD	
1991-85	1682 Pull		31T	625	31-AGM7	31-MHD	31-ECL	31-LHD	31-VHD
1998-95	2144, 2166, 2188		31T ²	950	31-AGMX	31-MHD		31-XHD	
2002-98	2344		31T	950	31-AGMX	31-MHD		31-XHD	
2003-98	2366, 2388		31T	950	31-AGMX	31-MHD		31-XHD	
2005-04	2377		31T	950	31-AGMX	31-MHD		31-XHD	
2012-11	AF 5130, Axial-Flow 6130, Axial-Flow 7130		31T ²	950	31-AGMX	31-MHD		31-XHD	
2018-13	AF 5140, Axial-Flow 6140, Axial-Flow 7140		31T ²	950	31-AGMX	31-MHD		31-XHD	
2021-19	AF 5150, AF 7250, AF 8250, AF 9250		31T ²	950	31-AGMX	31-MHD		31-XHD	
2008-06	AF 7010, AF 8010, Axial-Flow 2577		31T ²	950	31-AGMX	31-MHD		31-XHD	
2011-08	AF 7088, AF 7120, AF 8120, AF 9120		31T ²	950	31-AGMX	31-MHD		31-XHD	
2018-15	AF 7240, AF 8240, AF 9240		31T ²	950	31-AGMX	31-MHD		31-XHD	
2014-11	AF 8230, AF 9230, Axial-Flow 7230		31T ²	950	31-AGMX	31-MHD		31-XHD	
2008-06	AF2577, AF2588, AF7010, AF8010		31T ²	950	31-AGMX	31-MHD		31-XHD	
2011-08	AF5088, AF6088, AF7088, AF7120, AF8120, AF9120		31T ²	950	31-AGMX	31-MHD		31-XHD	
2016-08	AF5130, AF6130, AF7130, AF7230, AF8230		31T ²	950	31-AGMX	31-MHD		31-XHD	
2004	AFX 2366		31T ²	950	31-AGMX	31-MHD		31-XHD	
2005-04	AFX 2377, AFX 2388		31T ²	950	31-AGMX	31-MHD		31-XHD	
2008	AFX 2577, AFX 2588, AFX 7010		31T	950	31-AGMX	31-MHD		31-XHD	
2006-04	AFX8010		31T ²	950	31-AGMX	31-MHD		31-XHD	
2008-06	Axial-Flow 2588		31T ²	950	31-AGMX	31-MHD		31-XHD	
2011-08	Axial-Flow 5088, Axial-Flow 6088		31T ²	950	31-AGMX	31-MHD		31-XHD	
2023-19	Axial-Flow 6150, Axial-Flow 7150		31T ²	950	31-AGMX	31-MHD		31-XHD	
J.I. Case/Case IH • Cotton Picker									
2003	2555		31T ²	700	31-AGM7	31-MHD	31-ECL	31-LHD	31-XHD
2007-06	CPX 420, CPX 620		31T	660	31-AGM7	31-MHD	31-ECL	31-LHD	31-VHD
J.I. Case/Case IH • Self-Propelled Sprayers									
2005-03	FLX 3300B, FLX 3330B, FLX 4300, FLX 4330		31T ²	950	31-AGMX	31-MHD		31-XHD	
2005-03	FLX 4375		31T ²	950	31-AGMX	31-MHD		31-XHD	
2021-15	Patriot 2250		31T ²	950	31-AGMX	31-MHD		31-XHD	
2014-06	Patriot 3230, Patriot 3330		31T ²	950	31-AGMX	31-MHD		31-XHD	
2021-14	Patriot 3240, Patriot 3340		31T ²	950	31-AGMX	31-MHD		31-XHD	
2011-06	Patriot 4420		31T ²	950	31-AGMX	31-MHD		31-XHD	
2015-11	Patriot 4430		31T ²	950	31-AGMX	31-MHD		31-XHD	
2023-15	Patriot 4440		31T ²	950	31-AGMX	31-MHD		31-XHD	
J.I. Case/Case IH • Skid Steer									
2007-06	400 Series		31T	660	31-AGM7	31-MHD	31-ECL	31-LHD	31-VHD
J.I. Case/Case IH • Tractors									
2008-06	DX Series Compact, DXE Series Sub-Compact		31T	660	31-AGM7	31-MHD	31-ECL	31-LHD	31-VHD
2004-03	JX 110U, JX 1080U, JX 1090U		31T	950	31-AGMX	31-MHD		31-XHD	
2007-06	JX Series		31T	800	31-AGM7	31-MHD		31-HD	31-XHD

For footnotes, see inside back cover. Notas al Pie de Página 468. Référence de Bas de Page 508.

Di* Distributor item, contact your Interstate Distributor. Artículo del Distribuidor Di*, comuníquese con su Distribuidor de Interstate. Article de distributeur Di*, communiquez avec votre distributeur Interstate.

Automotive & Light Truck
Automotrices y Camiones Livianos
Automobile et Camionnette

Heavy-Duty Truck
Camiones Para Servicio Pesado
Poids Lourds

Agriculture
Agrícola

Industrial

Lawn & Garden
Césped y Jardín
Jardin et Pelouse

Powersports
Vehículos Deportivos
Sports Motorisés

Reference
Referencia

	Year	Model	Engine/Options	Group Size	Rating (CCA)	AGM	XHD/MHD	ECL	Alternate 1	Alternate 2	
Automotive & Light Truck Automotrices y Camiones Livianos Automobile et Camionnette	J.I. Case/Case IH • Tractors - 2-Wheel Drive										
	2006-03	D35, DX48		31T	660	31-AGM7	31-MHD	31-ECL	31-LHD	31-VHD	
	2008-03	D40, DX55		31T	660	31-AGM7	31-MHD	31-ECL	31-LHD	31-VHD	
	2006-04	D45, DX45		31T	660	31-AGM7	31-MHD	31-ECL	31-LHD	31-VHD	
	2004-03	DX35, DX40		31T	660	31-AGM7	31-MHD	31-ECL	31-LHD	31-VHD	
	2016-08	JX95		31T	950	31-AGMX	31-MHD		31-XHD		
	2005-03	MXM 120, MXM 130, MXM 140, MXM 155		31T	660	31-AGM7	31-MHD	31-ECL	31-LHD	31-VHD	
	2005-03	MXM 175, MXM 190, MXM Series		31T	660	31-AGM7	31-MHD	31-ECL	31-LHD	31-VHD	
Heavy-Duty Truck Camiones Para Servicio Pesado Poids Lourds	J.I. Case/Case IH • Tractors - Mechanical Front Wheel Drive										
	2008-03	D35, D45, DX40, DX45, DX55		31T	660	31-AGM7	31-MHD	31-ECL	31-LHD	31-VHD	
	2006-03	D40, DX48		31T	660	31-AGM7	31-MHD	31-ECL	31-LHD	31-VHD	
	2008-06	DX18E, DX22E, DX25E, DX34		31T	660	31-AGM7	31-MHD	31-ECL	31-LHD	31-VHD	
	2005-03	DX21, DX24, DX29, DX33, MX210, MX230, MX255		31T	660	31-AGM7	31-MHD	31-ECL	31-LHD	31-VHD	
	2006-05	DX23E		31T	660	31-AGM7	31-MHD	31-ECL	31-LHD	31-VHD	
	2007-05	DX26		31T	660	31-AGM7	31-MHD	31-ECL	31-LHD	31-VHD	
	2008-05	DX31		31T	660	31-AGM7	31-MHD	31-ECL	31-LHD	31-VHD	
	2007-03	DX35		31T	660	31-AGM7	31-MHD	31-ECL	31-LHD	31-VHD	
	2008-07	DX60		31T	660	31-AGM7	31-MHD	31-ECL	31-LHD	31-VHD	
	2016-08	JX80, JX95		31T	950	31-AGMX	31-MHD		31-XHD		
	2021-09	MAGNUM 180		5D	1400						
	2012-09	MAGNUM 190, MAGNUM 210, MAGNUM 225		5D	1400						
	2021-13	MAGNUM 200, MAGNUM 220, MAGNUM 240		5D	1400						
	2010-06	MAGNUM 215		5D	1400						
	2012-11	MAGNUM 235, MAGNUM 290		31T	950	31-AGMX	31-MHD		31-XHD		
2010-06	MAGNUM 245, MAGNUM 275		31T	660	31-AGM7	31-MHD	31-ECL	31-LHD	31-VHD		
2023-13	MAGNUM 250, MAGNUM 280, MAGNUM 310		31T	950	31-AGMX	31-MHD		31-XHD			
2012-11	MAGNUM 260		31T	660	31-AGM7	31-MHD	31-ECL	31-LHD	31-VHD		
2010-06	MAGNUM 305		31T	950	31-AGMX	31-MHD		31-XHD			
2007	MAGNUM 305 GOLD SP. ED.		31T	950	31-AGMX	31-MHD		31-XHD			
2012-07	MAGNUM 315		31T	950	31-AGMX	31-MHD		31-XHD			
2010-07	MAGNUM 335		31T	950	31-AGMX	31-MHD		31-XHD			
2023-11	MAGNUM 340		31T	950	31-AGMX	31-MHD		31-XHD			
2023-13	MAGNUM 380		31T	950	31-AGMX	31-MHD		31-XHD			
2016-08	MX215, MX275, MXM 140, MXM 155		31T	660	31-AGM7	31-MHD	31-ECL	31-LHD	31-VHD		
2006	MX245, MX305		31T	660	31-AGM7	31-MHD	31-ECL	31-LHD	31-VHD		
2005-03	MX285, MXM 120, MXM 130, MXM 140, MXM 155		31T	660	31-AGM7	31-MHD	31-ECL	31-LHD	31-VHD		
2005-03	MXM 175, MXM 190, MXM Series		31T	660	31-AGM7	31-MHD	31-ECL	31-LHD	31-VHD		
Industrial Industriel Industriel	J.I. Case/Case IH • Wheel Farm Tractors										
	1976	1066, 4156, 4366, 966, Hydro 100		4EH ²	880				3EH-VHD ⁴⁸		
	1978-76	1070, 1090, 1175, 1270, 1370, 1570, 970		30H ²	570				29H-VHD		
	1981-77	1086, 1486, 1586, 886, 986		24 ²	470	MTX-34 ¹	C24-XHD		MTP-24	MT-24	
	1983-80	1190, 1290, 1390, 1490, 1690		30H	570				29H-VHD		
	1985-83	1194, 1294, 2094, 3294		30H ²	570				29H-VHD		
	1980-76	1210, 1212, 1410, 1412, 990		30H	570				29H-VHD		
	1986-83	1394, 1494, 1594, 2294, 2296, 2394, 2594		30H ²	570				29H-VHD		
	1976	1568		3EH ²	830				3EH-VHD		
	1978-76	184, 185		22NF	245				SP-22NF		
	1991-84	1896, 2096		31T ²	650	31-AGM7	31-MHD	31-ECL	31-LHD	31-VHD	
	1980-78	2090, 2290, 2390, 2590		31T ²	580	31-AGM7	31-MHD	31-ECL	31-LHD	31-VHD	
	1983-80	2090, 2290, 2390, 2590		30H ²	570				29H-VHD		
	1993-87	2120, 2130, 2140, 2150		48	440	MTX-48/H6			MT-48/H6	MTP-48/H6	
	1986-82	234, 244, 254		24	600	MTX-34 ¹	C78DT-XHD		MTP-24	MT-24	
	1993-87	235		22NF	380				SP-22NF		
	1993-87	245, 255		24	310	MTX-34 ¹	C24-XHD		MTP-24	MT-24	
	1979-76	2470, 2670, 2870		30H ²	570				29H-VHD		
	1992-87	265, 275		24	310	MTX-34 ¹	C24-XHD		MTP-24	MT-24	
	1986-78	274, 284		27	605	MTX-34 ^{1,6,10}			MT-27	MTZ-34	
	1985-84	3088, 3288, 3488, 3688, 5088, 5288, 5488		28 ^{2,48}	500	MTX-34 ¹	C24-XHD		MTP-24	MT-24	
	1984-80	3088, 3288, 3488, 5088, 5288, 5488		24 ²	520	MTX-34 ¹	C24-XHD		MTP-24	MT-24	
1981-79	3388, 3588		31T ²	625	31-AGM7	31-MHD	31-ECL	31-LHD	31-VHD		
1986-85	3394, 3594		30H ²	570				29H-VHD			
1977-76	364		30H	455				29H-VHD			
1984-83	3688		24 ²	520	MTX-34 ¹	C24-XHD		MTP-24	MT-24		
1981-80	3788		31T ²	625	31-AGM7	31-MHD	31-ECL	31-LHD	31-VHD		
1987-85	380B		27	650	MTX-34 ^{1,6,10}			MT-27	MTZ-34		
1986-79	384, 484, 584, 684, 784, Hydro 84		27	605	MTX-34 ^{1,6,10}			MT-27	MTZ-34		
1990-86	385, 485, 685, 785		30H	650				29H-VHD			
1993-90	395, 495, 695, 795, 895, 995, 996		30H	650				29H-VHD			
1992-89	4140, 5120, 5130		30H ²	685				29H-VHD ⁴⁸			
1981-76	4186		4EH ²	880				3EH-VHD ⁴⁸			
Reference Referencia Référence											

Year	Model	Engine/Options	Group Size	Rating (CCA)	AGM	XHD/MHD	ECL	Alternate 1	Alternate 2
J.I. Case/Case IH • Wheel Farm Tractors (continued)									
2000-98	4260		31T ²	950	31-AGMX	31-MHD		31-XHD	
1981-77	4386		31T ²	625	31-AGM7	31-MHD	31-ECL	31-LHD	31-VHD
1983-79	4490, 4690, 4890		30H ²	570				29H-VHD	
1986-84	4494, 4694, 4894, 4994		30H ²	570				29H-VHD	
1976	4568		31T ³	625	31-AGM7	31-MHD	31-ECL	31-LHD	31-VHD
1981-77	4586		31T ³	625	31-AGM7	31-MHD	31-ECL	31-LHD	31-VHD
1977-76	464, 574, 674		22NF	245				SP-22NF	
1977-76	464, 574HS		2 ²	650		2-XHD			
1979-78	4786		31T ³	625	31-AGM7	31-MHD	31-ECL	31-LHD	31-VHD
2000-92	5220, 5230, 5240, 5250		30H ²	685				29H-VHD ⁴⁸	
1984-80	6366, 6586, 6786, 7386		31T ²	625	31-AGM7	31-MHD	31-ECL	31-LHD	31-VHD
1976	666, Hydro 70		24	470	MTX-34 ¹	C24-XHD		MTP-24	MT-24
1976	666HS		2 ²	650		2-XHD			
1979-77	686		2 ²	650		2-XHD			
1979-77	686		24 ²	470	MTX-34 ¹	C24-XHD		MTP-24	MT-24
1993-87	7110, 7120, 7130, 7140, 7150		31T ²	950	31-AGMX	31-MHD		31-XHD	
1985-80	7388, 7588, 7788		31T ²	625	31-AGM7	31-MHD	31-ECL	31-LHD	31-VHD
1976	766		3EH	830				3EH-VHD	
1986-81	782		24 ²	470	MTX-34 ¹	C24-XHD		MTP-24	MT-24
1981-80	786		2 ²	650		2-XHD			
1976	870		30H ²	570				29H-VHD	
1983-80	884		27	480	MTX-34 ^{1,6,10}			MT-27	MTZ-34
1990-76	885		30H	570				29H-VHD	
1990-87	9110, 9130, 9150, 9170, 9180		31T ²	625	31-AGM7	31-MHD	31-ECL	31-LHD	31-VHD
1995-90	9210, 9230, 9240, 9250, 9260, 9270, 9280		31T ³	625	31-AGM7	31-MHD	31-ECL	31-LHD	31-VHD
1999-95	9310, 9330, 9350, 9370, 9380	4WD Auto post	31A ^{2,7}	650	31P-AGM7	31P-MHD	31P-ECL	31P-LHD	31P-VHD
1999-95	9310, 9330, 9350, 9370, 9380	FWD, Stud post	31T ^{2,7}	660	31-AGM7	31-MHD	31-ECL	31-LHD	31-VHD
1992-86	985		30H	650				29H-VHD	
2002-97	C100, C90, CX100, CX90		31T	660	31-AGM7	31-MHD	31-ECL	31-LHD	31-VHD
2002-97	C50, C60, C70, C80, CX50, CX60, CX70, CX80	w/Auto post	31A ⁷	660	31P-AGM7	31P-MHD	31P-ECL	31P-LHD	31P-VHD
2002-97	C50, C60, C70, C80, CX50, CX60, CX70, CX80	w/Stud post	31T ⁷	660	31-AGM7	31-MHD	31-ECL	31-LHD	31-VHD
2006-03	D35, DX40, DX48		31T	660	31-AGM7	31-MHD	31-ECL	31-LHD	31-VHD
2008-03	D40, D55X		31T	660	31-AGM7	31-MHD	31-ECL	31-LHD	31-VHD
2006-04	D45, DX45		31T	660	31-AGM7	31-MHD	31-ECL	31-LHD	31-VHD
1981-77	Hydro 186		24	470	MTX-34 ¹	C24-XHD		MTP-24	MT-24
1976	Hydro 70		2 ²	600		2-XHD			
1980-78	Hydro 86		24	470	MTX-34 ¹	C24-XHD		MTP-24	MT-24
1980-78	Hydro 86		2 ²	600		2-XHD			
2000-96	MX100, MX120, MX135, MX80, MX90		31A ⁷	1000		31P-MHD			
2000-98	MX100, MX80, MX90		31T	770	31-AGM7	31-MHD		31-XHD	
2000-98	MX110, MX150, MX170, MX180, MX200, MX220		31A ^{2,7}	1000		31P-MHD			
J.I. Case/Case IH • Windrowers									
1991-86	4000, 5000		31T	625	31-AGM7	31-MHD	31-ECL	31-LHD	31-VHD
2001-00	8825 HP		24F ²	600	MTX-24F	C78DT-XHD		MTP-24F	MT-24F
1999-87	8825, 8840		24F ²	600	MTX-24F	C78DT-XHD		MTP-24F	MT-24F
1999-87	8830	Diesel	24F ²	600	MTX-24F	C78DT-XHD		MTP-24F	MT-24F
1999-87	8830	Gas	24F	420	MTX-24F	C78DT-XHD		MTP-24F	MT-24F
1999-90	8850		24F ²	600	MTX-24F	C78DT-XHD		MTP-24F	MT-24F
2001-99	8860, 8870, 8880		24T	500	MTX-34 ¹	C24-XHD		MTP-24	MT-24
Jackson • Wheel Farm Tractors									
	8600/MT600D	Diesel	49 ²	720	MTX-49/H8			MTP-49/H8	MT-49/H8
John Deere • Combines									
2016-03	1165, 1175, 1450, 1550		5D	1400					
2003	9450 Cylinder/Walker, 9550 Cylinder/Walker		27 ²	650	MTZ-34 ^{1,6,10}			MT-27	
2003	9550 Sidehill, 9650 Cylinder Tine Separator		27 ²	650	MTZ-34 ^{1,6,10}			MT-27	
2004-03	9560 Cylinder/Walker, 9560 Sidehill		31T ²	750	31-AGM7	31-MHD		31-LHD	31-XHD
2007-03	9560 STS, 9660 Single Tine Separator, 9760 STS		31T ²	750	31-AGM7	31-MHD		31-LHD	31-XHD
2011-07	9570 STS		5D	1400					
2003	9650 Cylinder/Walker		27 ²	650	MTZ-34 ^{1,6,10}			MT-27	
2016-03	9650 Single Tine Separator, 9750 Tine Separator		27 ²	650	MTZ-34 ^{1,6,10}			MT-27	
2004-03	9660 Cylinder Tine Separator		31T ²	750	31-AGM7	31-MHD		31-LHD	31-XHD
2005-03	9660 Cylinder/Walker		31T ²	750	31-AGM7	31-MHD		31-LHD	31-XHD
2006-05	9660 WTS		31T ²	750	31-AGM7	31-MHD		31-LHD	31-XHD
2011-07	9670 STS, 9770 STS		31T ²	750	31-AGM7	31-MHD		31-LHD	31-XHD
2007-03	9860 STS	SN -078555	31T ²	750	31-AGM7	31-MHD		31-LHD	31-XHD
2007-03	9860 STS	SN 078556-	5D	1400					
2011-07	9870 STS	SN -078555	27	650	MTZ-34 ^{1,6,10}			MT-27	
2011-07	9870 STS	SN 078556-	5D	1400					
2016-11	S550		31T ²	925	31-AGM7	31-MHD		31-HD	31-XHD
2011-07	S560		31T ²	925	31-AGM7	31-MHD		31-HD	31-XHD
2017-14	S650		31T ²	925	31-AGM7	31-MHD		31-HD	31-XHD

For footnotes, see inside back cover. Notas al Pie de Página 468. Référence de Bas de Page 508.

Di* Distributor item, contact your Interstate Distributor. Artículo del Distribuidor Di*, comuníquese con su Distribuidor de Interstate. Article de distributeur Di*, communiquez avec votre distributeur Interstate.

Automotive & Light Truck
Automotrices y Camiones Livianos
Automobile et Camionnette

Heavy-Duty Truck
Camiones Para Servicio Pesado
Poids Lourds

Agriculture
Agricultura
Agriculture

Industrial
Industrial
Industrial

Lawn & Garden
Césped y Jardín
Jardin et Pelouse

Powersports
Vehículos Deportivos
Sports Motorisés

Reference
Referencia
Référence

	Year	Model	Engine/Options	Group Size	Rating (CCA)	AGM	XHD/MHD	ECL	Alternate 1	Alternate 2	
Automotive & Light Truck Automotrices y Camiones Livianos Automobile et Camionnette	John Deere • Combines (continued)										
	2017-11	S660		31T ²	925	31-AGM7	31-MHD		31-HD	31-XHD	
	2017-11	S670, S680		5D ²	1400						
	2017-07	S690		5D	1400						
	2023-18	S760, S770		31T ²	925	31-AGM7	31-MHD		31-HD	31-XHD	
	2023-18	S780, S790		5D ²	1400						
Heavy-Duty Truck Camiones Para Servicio Pesado Poids Lourds	John Deere • Corn Head										
	2004-03	90 Series (27 - 40 Hp)		22NF	500				SP-22NF		
	John Deere • Cotton Picker										
	2016-10	7660		31T ³	925	31-AGM7	31-MHD		31-HD	31-XHD	
	2023-08	7760		31T ³	925	31-AGM7	31-MHD		31-HD	31-XHD	
	2003	9930		31T	925	31-AGM7	31-MHD		31-HD	31-XHD	
Agriculture Agricultura Agriculture	2016-15	9970	Optional	31T ²	950	31-AGMX	31-MHD		31-XHD		
	2016-98	9970		31T ²	925	31-AGM7	31-MHD		31-HD	31-XHD	
	2003	9970, 9976		31T ²	950	31-AGMX	31-MHD		31-XHD		
	2010-03	9986		31T ²	950	31-AGMX	31-MHD		31-XHD		
	2010-04	9996		31T ²	925	31-AGM7	31-MHD		31-HD	31-XHD	
	John Deere • Cotton Stripper										
2003	7455		31T	925	31-AGM7	31-MHD		31-HD	31-XHD		
2016-04	7460		31T	925	31-AGM7	31-MHD		31-HD	31-XHD		
John Deere • Farm											
2009-05	2550	w/SGB	24 ²	420	MTZ-34 ¹	C24-XHD		MTP-24	MT-24		
John Deere • Harvesters											
2003	6650, 6750		49	850	MTX-49/H8			MTP-49/H8	MT-49/H8		
2006-03	6710		49	850	MTX-49/H8			MTP-49/H8	MT-49/H8		
2006-03	6810, 6910		49 ³	610	MTX-49/H8			MTP-49/H8	MT-49/H8		
2003	6850, 6950		31T ^{2,75}	650	31-AGM7	31-MHD	31-ECL	31-LHD	31-VHD		
2023-14	CP690, CS690		31T ³	950	31-AGMX	31-MHD		31-XHD			
John Deere • Riding Reel Mowers											
2003	2653A		45	500	SC51DA			MT-51	SP-45		
2008-04	2653A		51	435	SC51DA			MT-51			
John Deere • Self-Propelled Sprayers											
2016-07	4630, 4760, 4830		34 ²	770	MTX-34			MTP-34	MTZ-34		
2004-03	4710 (800 gal)		27 ²	650	MTZ-34 ^{1,6,10}			MT-27			
2011-06	4930		31T ²	925	31-AGM7	31-MHD		31-HD	31-XHD		
2016-11	4940		31A ²	925	31P-AGM7	31P-MHD		31P-HD			
2023-15	R4023		34 ²	770	MTX-34			MTP-34	MTZ-34		
2023-13	R4030, R4038		34 ²	770	MTX-34			MTP-34	MTZ-34		
2023-18	R4044		34 ²	770	MTX-34			MTP-34	MTZ-34		
2023-14	R4045		34 ²	770	MTX-34			MTP-34	MTZ-34		
2023-19	R4060		34 ²	770	MTX-34			MTP-34	MTZ-34		
John Deere • Sugar Cane Harvester											
2008-06	3510		31T ²	925	31-AGM7	31-MHD		31-HD	31-XHD		
2023-08	3520		31A ²	925	31P-AGM7	31P-MHD		31P-HD			
John Deere • Track Harvester											
2008-03	753G		31T ²	950	31-AGMX	31-MHD		31-XHD			
John Deere • Tracked Ag Tractors											
2023-15	6145M		5D	1400							
2005-03	8120T, 8220T, 8320T, 8420T, 8520T		31T ²	925	31-AGM7	31-MHD		31-HD	31-XHD		
2009-05	8230T, 8330T, 8430T		31T ²	925	31-AGM7	31-MHD		31-HD	31-XHD		
2011-09	8295RT, 8320RT, 8345RT		31T ²	925	31-AGM7	31-MHD		31-HD	31-XHD		
2023-13	8320RT, 8345RT, 8370RT		31T ²	925	31-AGM7	31-MHD		31-HD	31-XHD		
2023-20	8RT 310, 8RT 340, 8RT 370		31T ²	925	31-AGM7	31-MHD		31-HD	31-XHD		
2023-12	8RT 410		31T ²	925	31-AGM7	31-MHD		31-HD	31-XHD		
2023-18	8RX 310		31T ²	925	31-AGM7	31-MHD		31-HD	31-XHD		
2023-17	8RX 340, 8RX 410		31T ²	925	31-AGM7	31-MHD		31-HD	31-XHD		
2023-14	8RX 370		31T ²	925	31-AGM7	31-MHD		31-HD	31-XHD		
2001-96	9100		31A	925	31P-AGM7	31P-MHD					
2001-96	9300		31T ⁷	925	31-AGM7	31-MHD		31-XHD			
2007-03	9320T, 9420T, 9520T		31T ³	925	31-AGM7	31-MHD		31-HD	31-XHD		
2023-15	9420RX, 9470RX, 9520RX		31T ³	925	31-AGM7	31-MHD		31-HD	31-XHD		
2011-07	9430T, 9530T, 9630T		31T ³	925	31-AGM7	31-MHD		31-HD	31-XHD		
2016-12	9460RT, 9510RT, 9560RT		31A ³	925	31P-AGM7	31P-MHD		31P-HD			
2009-07	9460T		27 ²	650	MTZ-34 ^{1,6,10}			MT-27			
2023-14	9470RT, 9520RT		31T ³	925	31-AGM7	31-MHD		31-HD	31-XHD		
2023-14	9570RT		31T ⁴	925	31-AGM7	31-MHD		31-HD	31-XHD		
2023-15	9570RX, 9620RX		31T ⁴	925	31-AGM7	31-MHD		31-HD	31-XHD		
2007-04	9620T		31T ³	925	31-AGM7	31-MHD		31-HD	31-XHD		
2014-11	Ag Sort		31T ²	925	31-AGM7	31-MHD		31-HD	31-XHD		
John Deere • Tractor/Loader/Backhoes											
2014-13	1025R FILB		22NF	500				SP-22NF			

For footnotes, see inside back cover. Notas al Pie de Página 468. Référence de Bas de Page 508.

Di* Distributor item, contact your Interstate Distributor. Artículo del Distribuidor Di*, comuníquese con su Distribuidor de Interstate. Article de distributeur Di*, communiquez avec votre distributeur Interstate.

Year	Model	Engine/Options	Group Size	Rating (CCA)	AGM	XHD/MHD	ECL	Alternate 1	Alternate 2
John Deere • Tractors									
2004-03	4020 (43 - 58 Hp)		3ET	620					
John Deere • Tractors - 2-Wheel Drive									
2013-10	3036E		22NF	500				SP-22NF	
2005-03	4210		22NF	500				SP-22NF	
2004-01	4310		22NF	500				SP-22NF	
2003	4510, 4610, 4710		48	690	MTX-48/H6			MT-48/H6	MTP-48/H6
2014-08	5080G		94R	850	MTX-94R/H7			MTP-94R/H7 ⁴⁸	
2023-17	5090M		31T	925	31-AGM7	31-MHD		31-HD	31-XHD
2007-03	5105, 5205	Optional	31T	925	31-AGM7	31-MHD		31-HD	31-XHD
2007-03	5105, 5205		31T	700	31-AGM7	31-MHD	31-ECL	31-LHD	31-XHD
2003	5220, 5320, 5420, 5520		31T	925	31-AGM7	31-MHD		31-HD	31-XHD
2010-08	5303		31T	750	31-AGM7	31-MHD		31-LHD	31-XHD
2016-03	5403		31T	750	31-AGM7	31-MHD		31-LHD	31-XHD
2016-03	5415		31T	925	31-AGM7	31-MHD		31-HD	31-XHD
2013-06	5425, 5425N		31T	925	31-AGM7	31-MHD		31-HD	31-XHD
2013-03	5615		31T	925	31-AGM7	31-MHD		31-HD	31-XHD
2016-06	5625, 5725		31T	925	31-AGM7	31-MHD		31-HD	31-XHD
2013-03	5715		31A	925	31P-AGM7	31P-MHD		31P-HD	
2021-15	6105E, 6120E, 6135E		31A	925	31P-AGM7	31P-MHD		31P-HD	
2023-15	6155M		4D	1200	4D-AGMX				
2021-03	6403, 6603		31T	925	31-AGM7	31-MHD		31-HD	31-XHD
2011-06	7130, 7130 Premium, 7230, 7230 Premium, 7330		4D	1200	4D-AGMX				
2011-06	7130, 7130 Premium, 7230, 7230 Premium, 7330		5D	1400					
2014-11	7200R, 7215R, 8235R		31T ²	925	31-AGM7	31-MHD		31-HD	31-XHD
2006-03	7220, 7320, 7420, 7520		4D	1200	4D-AGMX				
2006-03	7220, 7320, 7420, 7520		5D	1400					
2013-11	7230R, 7260R, 7280R		31T ²	925	31-AGM7	31-MHD		31-HD	31-XHD
2011-06	7330 Premium		5D	1400					
2011-06	7330 Premium, 7430 Premium		4D	1200	4D-AGMX				
2008-06	7430		4D	1200	4D-AGMX				
2006-03	7520	Diesel	7D ²	975				4-XHD	
2011-09	7530 Premium		4D	1200	4D-AGMX				
2011-09	7530 Premium		5D	1400					
2003	7610, 7710, 7810		31T ^{2,75}	925	31-AGM7	31-MHD		31-HD	31-XHD
2010-06	7630 Large Frame, 7730 Large Frame		31T ²	925	31-AGM7	31-MHD		31-HD	31-XHD
2006-03	7720, 7820, 7920		31T ²	925	31-AGM7	31-MHD		31-HD	31-XHD
2010-06	7830 Large Frame, 7930 Large Frame		31T ²	925	31-AGM7	31-MHD		31-HD	31-XHD
2008-03	790		22NF	500				SP-22NF	
2011-09	8225R, 8245R, 8270R, 8295R, 8320R, 8345R		31T ²	925	31-AGM7	31-MHD		31-HD	31-XHD
2008-03	990		27F	650	MTX-24F			MTP-27F	MTZ-34R
John Deere • Tractors - 4WD Articulated									
2007-03	9120, 9220, 9320, 9420, 9520		31T ³	925	31-AGM7	31-MHD		31-HD	31-XHD
2011-07	9230		31T ²	925	31-AGM7	31-MHD		31-HD	31-XHD
2011-07	9330, 9430, 9530, 9630		31T ³	925	31-AGM7	31-MHD		31-HD	31-XHD
2016-12	9360R, 9410R, 9460R, 9510R, 9560R		31A ³	925	31P-AGM7	31P-MHD		31P-HD	
2023-14	9370R, 9420R, 9470R, 9520R		31T ³	925	31-AGM7	31-MHD		31-HD	31-XHD
2023-14	9570R, 9620R		31T ⁴	925	31-AGM7	31-MHD		31-HD	31-XHD
2007-04	9620		31T ³	925	31-AGM7	31-MHD		31-HD	31-XHD
John Deere • Tractors - Compact Utility									
2008-03	5103, 5203		31T	750	31-AGM7	31-MHD		31-LHD	31-XHD
John Deere • Tractors - Mechanical Front Wheel Drive									
2023-11	1023E		22NF	500				SP-22NF	
2023-13	1025R		22NF	500				SP-22NF	
2014-11	1026R		22NF	500				SP-22NF	
2023-15	2025R, 2032R		22NF	500				SP-22NF	
2023-16	2038R, 3025E		22NF	500				SP-22NF	
2011-05	2305		22F	500				MTP-75DT	SP-22F
2012-06	2320		22NF	500				SP-22NF	
2006-05	2520	Diesel	3EH ²	850				3EH-VHD	
2006-05	2520	Gas & LP	3ET	460				3ET-VHD	
2016-08	2720		22NF	500				SP-22NF	
2012-09	3005		22NF	500				SP-22NF	
2023-19	3025D, 3035D, 3033R		22NF	500				SP-22NF	
2023-09	3032E, 3038E		22NF	500				SP-22NF	
2023-14	3033R, 3039R, 36R		22NF	500				SP-22NF	
2013-10	3036E		22NF	500				SP-22NF	
2010-05	3120		22F	500				MTP-75DT	SP-22F
2009-06	3203		22F	500				MTP-75DT	SP-22F
2014-05	3320, 3520, 3720		22F	500				MTP-75DT ^{5,10}	SP-22F
2012-09	4005		34	770	MTX-34			MTP-34	MTZ-34
2005-03	4010, 4110		51	500	SC51DA			MT-51	

For footnotes, see inside back cover. Notas al Pie de Página 468. Référence de Bas de Page 508.

Di* Distributor item, contact your Interstate Distributor. Artículo del Distribuidor Di*, comuníquese con su Distribuidor de Interstate. Article de distributeur Di*, communiquez avec votre distributeur Interstate.

Automotive & Light Truck
Automotrices y Camiones Livianos
Automobile et Camionnette

Heavy-Duty Truck
Camiones Para Servicio Pesado
Poids Lourd

Agriculture
Agricultura
Agricoltura

Industrial
Industrial
Industrial

Lawn & Garden
Césped y Jardín
Jardin et Pelouse

Powersports
Vehículos Deportivos
Sports Motorisés

Reference
Referencia
Référence

	Year	Model	Engine/Options	Group Size	Rating (CCA)	AGM	XHD/MHD	ECL	Alternate 1	Alternate 2	
Automotive & Light Truck Automotrices y Camiones Livianos Automobile et Camionnette	John Deere • Tractors - Mechanical Front Wheel Drive (continued)										
	2023-14	4044M, 4044R, 4052M, 4052R, 4066M, 4066R		34	770	MTX-34			MTP-34	MTZ-34	
	2019-07	4105		22NF	500				SP-22NF		
	2005-03	4115, 4210		22NF	500				SP-22NF		
	2019-04	4120		34	770	MTX-34			MTP-34	MTZ-34	
	2004-01	4310, 4410		22NF	500				SP-22NF		
	2016-04	4320, 4520, 4720		34	770	MTX-34			MTP-34	MTZ-34	
	2004-01	4510, 4610, 4710		48	690	MTX-48/H6			MT-48/H6	MTP-48/H6	
	2012-09	5055D, 5055E, 5075E		27	650	MTZ-34 ^{1,6,10}			MT-27		
	2016-11	5065E		27	650	MTZ-34 ^{1,6,10}			MT-27		
Heavy-Duty Truck Camiones Para Servicio Pesado Poids Lourds	2016-09	5065M, 6100D, 6130D, 6140D		31T	925	31-AGM7	31-MHD		31-HD	31-XHD	
	2023-09	5075M		31T	925	31-AGM7	31-MHD		31-HD	31-XHD	
	2014-13	5076E		31A	925	31P-AGM7	31P-MHD		31P-HD		
	2014-08	5080G		94R	850	MTX-94R/H7			MTP-94R/H7 ⁴⁸		
	2014-10	5080M		95R	850	MTX-95R/H9			MTP-95R/H9		
	2011-09	5083E Limited, 5093E Limited, 5095M		31T	925	31-AGM7	31-MHD		31-HD	31-XHD	
	2016-09	5083E, 5093E, 5101E		31A	925	31P-AGM7	31P-MHD		31P-HD		
	2023-13	5085E		31A	925	31P-AGM7	31P-MHD		31P-HD		
	2023-09	5085M		31A	925	31P-AGM7	31P-MHD		31P-HD		
	2023-06	5090E		31T	925	31-AGM7	31-MHD		31-HD	31-XHD	
Agriculture Agrícola Agriculture	2023-17	5090M		31T	925	31-AGM7	31-MHD		31-HD	31-XHD	
	2023-13	5100E		31T	925	31-AGM7	31-MHD		31-HD	31-XHD	
	2023-10	5100M		31A	925	31P-AGM7	31P-MHD		31P-HD		
	2011-09	5101E Limited, 5105M		31T	925	31-AGM7	31-MHD		31-HD	31-XHD	
	2023-11	5115M		31A	925	31P-AGM7	31P-MHD		31P-HD		
	2008-04	5225, 5325, 5425		31T	925	31-AGM7	31-MHD		31-HD	31-XHD	
	2008-04	5525		31A	925	31P-AGM7	31P-MHD		31P-HD		
	2016-09	55D, 55E		27	650	MTZ-34 ^{1,6,10}			MT-27		
	2008-07	5625		31T	925	31-AGM7	31-MHD		31-HD	31-XHD	
	2023-15	6105E, 6120E, 6135E		31A	925	31P-AGM7	31P-MHD		31P-HD		
Industrial Industriel Industriel	2021-14	6105J		31A	925	31P-AGM7	31P-MHD		31P-HD		
	2016-08	6110D, 6115D, 6125D, 7425 SERIES		31T	925	31-AGM7	31-MHD		31-HD	31-XHD	
	2016-10	6110J, 6140J, 6425J		31T	925	31-AGM7	31-MHD		31-HD	31-XHD	
	2016-12	6140R		4D	1150	4D-AGMX					
	2023-15	6145R, 6155M, 6155R, 6175M, 6195M		4D	1200	4D-AGMX					
	2021-12	6150R, 6170R, 6190R, 6210R		4D	1150	4D-AGMX					
	2021-10	6155J		31T	925	31-AGM7	31-MHD		31-HD	31-XHD	
	2023-14	6175R, 6195R		4D	1200	4D-AGMX					
	2023-14	6215R		4D	1150	4D-AGMX					
	2023-21	6230R, 6250R		31T	925	31-AGM7	31-MHD		31-HD	31-XHD	
Lawn & Garden Césped y Jardín Jardin et Pelouse	2014-11	7200R, 7215R, 7280R, 8235R, 8260R, 8285R		31T ²	925	31-AGM7	31-MHD		31-HD	31-XHD	
	2023-13	7210R, 7250R, 7270R, 7290R, 8245R, 8270R		31T ²	925	31-AGM7	31-MHD		31-HD	31-XHD	
	2023-11	7230R		31T ²	925	31-AGM7	31-MHD		31-HD	31-XHD	
	2022-11	7260R		31T ²	925	31-AGM7	31-MHD		31-HD	31-XHD	
	2023-15	7310R		31T ²	925	31-AGM7	31-MHD		31-HD	31-XHD	
	2016-08	7525 SERIES		31T	925	31-AGM7	31-MHD		31-HD	31-XHD	
	2003	7710		31T ^{2,75}	925	31-AGM7	31-MHD		31-HD	31-XHD	
	2006-03	7720, 7820, 7920		31T ²	925	31-AGM7	31-MHD		31-HD	31-XHD	
	2023-20	7R 210, 7R 230, 7R 250, 7R 270, 7R 310, 7R 330		31T ²	925	31-AGM7	31-MHD		31-HD	31-XHD	
	2023-17	7R 290, 8R 340, 8R 410		31T ²	925	31-AGM7	31-MHD		31-HD	31-XHD	
Powersports Vehículos Deportivos Sports Motorisés	2023-20	7R 350, 8R 230, 8R 280		31T ²	925	31-AGM7	31-MHD		31-HD	31-XHD	
	2005-03	8120, 8220, 8320, 8420, 8520		31T ²	925	31-AGM7	31-MHD		31-HD	31-XHD	
	2009-05	8130, 8230, 8330, 8430, 8530		31T ²	925	31-AGM7	31-MHD		31-HD	31-XHD	
	2023-13	8295R, 8320R, 8345R, 8370R		31T ²	925	31-AGM7	31-MHD		31-HD	31-XHD	
	2014-11	8310R, 8335R, 8360R		31T ²	925	31-AGM7	31-MHD		31-HD	31-XHD	
	2023-19	8R 230, 250		31T ²	925	31-AGM7	31-MHD		31-HD	31-XHD	
	2023-18	8R 310		31T ²	925	31-AGM7	31-MHD		31-HD	31-XHD	
	2023-14	8R 370, 8400R		31T ²	925	31-AGM7	31-MHD		31-HD	31-XHD	
	2008-05	990		27F	650	MTX-24F			MTP-27F	MTZ-34R	
	John Deere • Tractors - Track Type										
2001-99	9300T, 9400T		31A ³	925	31P-AGM7	31P-MHD					
John Deere • Tractors - Utility											
2006-03	2210		51	435	SC51DA			MT-51			
John Deere • Wheeled Harvester											
2008-03	1070D		31T ²	950	31-AGMX	31-MHD		31-XHD			
John Deere • Windrowers											
2012-09	A400		31T	925	31-AGM7	31-MHD		31-HD	31-XHD		
2016-11	D450		31T	925	31-AGM7	31-MHD		31-HD	31-XHD		
2016-09	R450		31T	925	31-AGM7	31-MHD		31-HD	31-XHD		
2016-13	W110, W150		31T ²	650	31-AGM7	31-MHD	31-ECL	31-LHD	31-VHD		
2023-15	W155		31T ²	925	31-AGM7	31-MHD		31-HD	31-XHD		
2023-19	W170		31T ²	925	31-AGM7	31-MHD		31-HD	31-XHD		

For footnotes, see inside back cover. Notas al Pie de Página 468. Référence de Bas de Page 508.

Di* Distributor item, contact your Interstate Distributor. Artículo del Distribuidor Di*, comuníquese con su Distribuidor de Interstate. Article de distributeur Di*, communiquez avec votre distributeur Interstate.

Year	Model	Engine/Options	Group Size	Rating (CCA)	AGM	XHD/MHD	ECL	Alternate 1	Alternate 2
John Deere • Windrowers (continued)									
2023-14	W235		31T ²	925	31-AGM7	31-MHD		31-HD	31-XHD
2021-15	W260		31A	925	31P-AGM7	31P-MHD		31P-HD	
John Deere • Windrowers - Self Propelled									
2009-03	4895, 4995		31T	925	31-AGM7	31-MHD		31-HD	31-XHD
Kiotei • Tractors									
2008-05	CK20, CK20HST, LB1914		24	450	MTZ-34 ¹	C24-XHD		MTP-24	MT-24
2008-05	CK30		24	675	MTZ-34 ¹	C78DT-XHD		MTP-24	MTP-78DT
2008-06	DK Series		24	450	MTZ-34 ¹	C24-XHD		MTP-24	MT-24
2007-05	LK 3054X5, LK2554		24	450	MTZ-34 ¹	C24-XHD		MTP-24	MT-24
Korvan Corporation • Harvesters									
2004-03	930 R, 9000 R, 9800 R		25	660	SC25A			MT-25 ^{4B}	
2007-06	930 R, 9000 R, 9800 R		25	660	SC25A			MT-25 ^{4B}	
Korvan Corporation • Olive Harvester									
2006-03	5000		25	660	SC25A			MT-25 ^{4B}	
Korvan Corporation • Raisin Harvester									
2006-04	2000		25	660	SC25A			MT-25 ^{4B}	
2004-02	3016		25	660	SC25A			MT-25 ^{4B}	
2007-06	3016		25	660	SC25A			MT-25 ^{4B}	
Korvan Corporation • Raspberry/Blueberry Harvester									
2006-03	8000		25	660	SC25A			MT-25 ^{4B}	
Kubota • Tractors - Mechanical Front Wheel Drive									
2006-03	BX1500, BX1800, BX2200		26R	450				MT-26R	
2006-03	BX1800, BX2200		26	450				MT-26	
2016-07	BX1850, BX2350		26	450				MT-26	
2016-07	BX1850, BX2350		26R	450				MT-26R	
2022-16	BX23S, BX1880, BX2390, BX2680		26R	450				MT-26R	
2012-11	BX25, BX1860, BX2360, BX2660		26R	450				MT-26R	
2014-13	BX25D, BX1870, BX2370, BX2670		26R	450				MT-26R	
2016-15	BX25D-1, BX1870-1, BX2370-1, BX2670-1		26R	450				MT-26R	
Long Mfg. N.C. Inc. • Wheel Farm Tractors									
1997-93	2260		30H	650				29H-VHD	
1997-94	2310		30H	650				29H-VHD	
1997-91	2360, 2460, 2510, 2610		30H	650				29H-VHD	
1986-79	260, 460S, 510S, 610S, SM, SV		30H	510				29H-VHD	
1986-79	310		30H	600				29H-VHD	
1988-79	360, 460, 510, 610		30H	600				29H-VHD	
1978-76	460, 560		4EH	850				3EH-VHD	
1986-79	510S, 610S, SM, SV		29H	510				29H-VHD	
Mac Don Industries LTD. • Windrowers									
2008-05	3020 Pull Type		27	620	MTZ-34 ^{1, 6, 10}			MT-27	
2007-03	9250		27	620	MTZ-34 ^{1, 6, 10}			MT-27	
2003	9350, 9352		27	620	MTZ-34 ^{1, 6, 10}			MT-27	
2006-05	9350C		27	620	MTZ-34 ^{1, 6, 10}			MT-27	
2006-03	9352i		27	620	MTZ-34 ^{1, 6, 10}			MT-27	
2011-08	M100		29H ²	750		29H-VHD			
2021-11	M105, M155		29H ²	650		29H-VHD			
2023-17	M1170		31A ²	760	31P-AGM7	31P-MHD		31P-LHD	31P-HD
2023-16	M1240		31A ²	760	31P-AGM7	31P-MHD		31P-LHD	31P-HD
2011-07	M150		29H ²	750		29H-VHD			
2023-17	M155E4		29H ²	650		29H-VHD			
2010-07	M200		29H ²	750		29H-VHD			
2021-10	M205		29H ²	750		29H-VHD			
Massey Combines Corp. • Combines									
1977-76	300, 510	Diesel	30H	580				29H-VHD	
1977-76	300, 510	Gas	24	280	MTX-34 ¹	C24-XHD		MTP-24	MT-24
1984-78	540		27	580	MTX-34 ^{1, 6, 10}			MT-27	MTZ-34
1981-78	550	Gas	27	580	MTX-34 ^{1, 6, 10}			MT-27	MTZ-34
1987-82	550	Gas	27 ²	580	MTX-34 ^{1, 6, 10}			MT-27	MTZ-34
1980-76	550, 760	Diesel	24 ²	470	MTX-34 ¹	C24-XHD		MTP-24	MT-24
1987-81	850, 860		27 ²	595	MTX-34 ^{1, 6, 10}			MT-27	MTZ-34
1987-86	8560		27 ²	595	MTX-34 ^{1, 6, 10}			MT-27	MTZ-34
1987-86	8590		27 ³	595	MTX-34 ^{1, 6, 10}			MT-27	MTZ-34
1987-83	885	Diesel	78		MTX-78	C78DT-XHD		MTP-78DT	MTP-78
1987-83	885	Diesel	78	520	MTX-78	C78DT-XHD		MTP-78	MT-78
1987-83	885	Gas	24	380	MTX-34 ¹	C24-XHD		MTP-24	MT-24
Massey Ferguson • Combines									
2008-03	9690, 9790		31T ²	800	31-AGM7	31-MHD		31-HD	31-XHD
2011-08	9695, 9795		31T ²	800	31-AGM7	31-MHD		31-HD	31-XHD
2011-06	9895		31T ²	800	31-AGM7	31-MHD		31-HD	31-XHD
1977-76	MF-300	Diesel	29H	580				29H-VHD	

For footnotes, see inside back cover. Notas al Pie de Página 468. Référence de Bas de Page 508.

Di* Distributor item, contact your Interstate Distributor. Artículo del Distribuidor Di*, comuníquese con su Distribuidor de Interstate. Article de distributeur Di*, communiquez avec votre distributeur Interstate.

Automotive & Light Truck
Automotrices y Camiones Livianos
Automobile et Camionnette

Heavy-Duty Truck
Camiones Para Servicio Pesado
Poids Lourds

Agriculture
Agrícola
Agriculture

Industrial
Industrial
Industrial

Lawn & Garden
Césped y Jardín
Jardin et Pelouse

Powersports
Vehículos Deportivos
Sports Motorisés

Reference
Referencia
Référence

	Year	Model	Engine/Options	Group Size	Rating (CCA)	AGM	XHD/MHD	ECL	Alternate 1	Alternate 2		
Automotive & Light Truck Automotrices y Camiones Livianos Automobile et Camionnette	Massey Ferguson • Combines (continued)											
	1977-76	MF-300	Gas	1	575				1-VHD			
		MF-410	Diesel	29H	580				29H-VHD			
		MF-410	Gas	24	280	MTX-34 ¹	C24-XHD		MTP-24	MT-24		
	1977-76	MF-510	Alt	30H	580				29H-VHD			
	1977-76	MF-510	Diesel	30H	580				29H-VHD			
	1977-76	MF-510	Dsl (From No. 1201003653 to No. 1201026828)	30H	580				29H-VHD			
	1977-76	MF-510	Gas (From No. 1201026829)	27	675	MTX-34 ^{1,6,10}			MT-27	MTZ-34		
	1977-76	MF-510	Gas (To No. 1201003653)	27	580	MTX-34 ^{1,6,10}			MT-27	MTZ-34		
	1977-76	MF-510	Gas (From No. 1201003653 to No. 1201026828)	24	575	MTX-34 ¹	C24-XHD		MTP-24	MT-24		
Heavy-Duty Truck Camiones Para Servicio Pesado Poids Lourd	1984-78	MF-540		27	675	MTX-34 ^{1,6,10}			MT-27	MTZ-34		
	1984-78	MF-540	Alt	30H	580				29H-VHD			
		MF-550		30H ²	580				29H-VHD			
		MF-550	(From No. 19596)	24 ²	575	MTX-34 ¹	C24-XHD		MTP-24	MT-24		
		MF-5650		30H	580				29H-VHD			
		MF-750	(From No. 11176)	24 ²	575	MTX-34 ¹	C24-XHD		MTP-24	MT-24		
		MF-750	(To No. 7663)	30H ²	580				29H-VHD			
		MF-760, MF-850, MF-860, MF-865		24 ²	575	MTX-34 ¹	C24-XHD		MTP-24	MT-24		
		MF-760, MF-850, MF-860, MF-865		27 ²	595	MTX-34 ^{1,6,10}			MT-27	MTZ-34		
		MF-8460		4DLT	750				4DLT-VHD			
Agriculture Agricultura Agriculture	1987-86	MF-8560		27 ²	675	MTX-34 ^{1,6,10}			MT-27	MTZ-34		
		MF-8570		27 ²	675	MTX-34 ^{1,6,10}			MT-27	MTZ-34		
		MF-8590, MF-9720		27 ³	675	MTX-34 ^{1,6,10}			MT-27	MTZ-34		
		MF-8680	(From No. HK86101)	31A	950		31P-MHD					
		MF-8680	(To No. HK86101)	24	700	MTX-34 ¹	C78DT-XHD		MTP-24	MTZ-34		
	2004-02	MF-8780		31T ²	800	31-AGM7	31-MHD		31-XHD			
		MF-8780XP		31A	950		31P-MHD					
	1998-94	MF-8785		48	660	MTX-48/H6			MTP-48/H6			
	1987-83	MF-885	Diesel	78	600	MTX-78	C78DT-XHD		MTP-78DT	MTP-78		
	1987-83	MF-885	Gas	24	380	MTX-34 ¹	C24-XHD		MTP-24	MT-24		
Industrial Industrial Industriel	Massey Ferguson • Compact Tractors											
	2005	1165 Compact Tractor		27	675	MTZ-34 ^{1,6,10}			MT-27			
	1986	MF-1010 Hydro		29NF	300				29NF-VHD			
	1986-82	MF-1010 Std		29NF	300				29NF-VHD			
	1986-83	MF-1020 Std		24	470	MTX-34 ¹	C24-XHD		MTP-24	MT-24		
	1986-84	MF-1030 Std, MF-1040 Std		24	470	MTX-34 ¹	C24-XHD		MTP-24	MT-24		
	1982-79	MF-205, MF-210, MF-220		24	465	MTX-34 ¹	C24-XHD		MTP-24	MT-24		
	2007-06	MF-GC		24	700	MTX-34 ¹	C78DT-XHD		MTP-24	MTZ-34		
	Lawn & Garden Césped y Jardín Jardin et Pelouse	Massey Ferguson • Farm Tractors										
		1986-82	MF-1010	Std, Incl Hydro	29NF	300				29NF-VHD		
1986-83		MF-1020, MF-1035, MF-1040, MF-1045	Incl Hydro	24	470	MTX-34 ¹	C24-XHD		MTP-24	MT-24		
1986-83		MF-1030	Incl Hydro (L)	24	470	MTX-34 ¹	C24-XHD		MTP-24	MT-24		
1977-76		MF-1080, MF-1085, MF-1100, MF-1105, MF-1130, MF-1135, MF-1150, MF-1155		30H ²	580				29H-VHD			
		MF-1125, MF-1140V, MF-1180, MF-1190, MF-1433		24	700	MTX-34 ¹	C78DT-XHD		MTP-24	MTZ-34		
		MF-1140, MF-1145, MF-1160, MF-1165, MF-1250, MF-1260, MF-1429, MF-1433, MF-1440, MF-174-4S, MF-2210, MF-2220		27	675	MTX-34 ^{1,6,10}			MT-27	MTZ-34		
Powersports Vehículos Deportivos Sports Motorisés		Massey Ferguson • Swathers										
		2011-05	MF 9220		31T	950	31-AGMX	31-MHD		31-XHD		
		2007-05	MF 9420		31T ²	950	31-AGMX	31-MHD		31-XHD		
	Reference Referencia Référence	Massey Ferguson • Tractors										
		2005	1200 Series, MF 1205 - 4, MF 1215 - 2/4		24	585	MTZ-34 ¹	C24-XHD		MTP-24	MT-24	
		2004-03	6200 Series, 8200 Series		24 ²	800	MTZ-34 ¹	C78DT-XHD		MTP-24 ⁴⁸	MTP-78DT	
		2005	GC 2300, MF 220XL, MF 1455 - 4		24	700	MTZ-34 ¹	C78DT-XHD		MTP-24	MTP-78DT	
		2005	MF 1225 - 2/4, MF 1230 - 2/4, MF 1233 - 2/4		24	585	MTZ-34 ¹	C24-XHD		MTP-24	MT-24	
		2005	MF 1235 - 4, MF 2315 - 2WD		24	585	MTZ-34 ¹	C24-XHD		MTP-24	MT-24	
		2005	MF 1250 - 2/4, MF 1260 - 4		24	675	MTZ-34 ¹	C78DT-XHD		MTP-24	MTP-78DT	
2005		MF 1417 - 4, MF 1423 - 4, MF 1428 - 2/4		27	675	MTZ-34 ^{1,6,10}			MT-27			
2005		MF 1429 - 4, MF 1433 - 4, MF 1433v - 4, MF 1440		27	675	MTZ-34 ^{1,6,10}			MT-27			
2005		MF 1440v - 4		27	675	MTZ-34 ^{1,6,10}			MT-27			
2004-03	MF 27XE - 2/4WD, MF 251XE - 2/4WD		27F	575	MTX-24F			MTP-27F	MTZ-34R			
2004-03	MF 281XE - 4WD, MF 451 - 2/4WD		27F	575	MTX-24F			MTP-27F	MTZ-34R			
2005	MF 3315 GE 4WD, MF 3315 S 4WD		49	750	MTX-49/H8			MT-49/H8				
2005	MF 3315 V 4WD, MF 3330 GE 2/4WD		49	750	MTX-49/H8			MT-49/H8				

Year	Model	Engine/Options	Group Size	Rating (CCA)	AGM	XHD/MHD	ECL	Alternate 1	Alternate 2
Massey Ferguson • Tractors (continued)									
2005	MF 3330 S 2/4WD, MF 3330 V 2/4WD		49	750	MTX-49/H8			MT-49/H8	
2005	MF 3340 F 2/4WD, MF 3340 GE 2/4WD		49	750	MTX-49/H8			MT-49/H8	
2005	MF 3340 V 2/4WD, MF 3350 F 4WD		49	750	MTX-49/H8			MT-49/H8	
2005	MF 3350 GE 4WD, MF 3355 F 4WD		49	750	MTX-49/H8			MT-49/H8	
2005	MF 3355 GE 4WD		49	750	MTX-49/H8			MT-49/H8	
2005	MF 4325, MF 4335, MF 4345, MF 4355, MF 4360		34 ²	710	MTX-34			MTP-34	MTZ-34
2004-03	MF 4355 2/4, MF 4360 2/4, MF 4370 2/4	Optional	78 ²	800	MTX-78			MTP-78	MTP-78DT
2004-03	MF 4355 2/4, MF 4360 2/4, MF 4370 2/4		34 ²	800	MTX-34			MTP-34	MTZ-34
2005	MF 4370		34 ²	710	MTX-34			MTP-34	MTZ-34
2004-03	MF 471 - 2/4WD, MF 481 - 2/4WD		27F	575	MTX-24F			MTP-27F	MTZ-34R
2004-03	MF 8780		31T ²	800	31-AGM7	31-MHD		31-HD	31-XHD
2007-06	MF5400 Series, MF5400SA Series, MF6400 Series		24	800	MTZ-34 ¹	C78DT-XHD		MTP-24 ⁴⁸	MTP-78DT
2007-06	MF7400 Series, MF8400 Series		24	800	MTZ-34 ¹	C78DT-XHD		MTP-24 ⁴⁸	MTP-78DT
Massey Ferguson • Tractors - 2-Wheel Drive									
2006-03	MF 6255, MF 6260, MF 6265, MF 6270, MF 6280		48 ^{2,75}	510	MTX-48/H6			MT-48/H6	MTP-48/H6
2006-03	MF 6290		48 ^{2,75}	510	MTX-48/H6			MT-48/H6	MTP-48/H6
2006-03	MF 8220		31T ²	800	31-AGM7	31-MHD		31-HD	31-XHD
2016-03	MF 8240, MF 8250, MF 8260, MF 8270		24 ²	800	MTZ-34 ¹	C78DT-XHD		MTP-24 ⁴⁸	MTP-78DT
2004-03	MF 8245		24 ²	800	MTZ-34 ¹	C78DT-XHD		MTP-24 ⁴⁸	MTP-78DT
2016-03	MF 8280		24 ²	600	MTZ-34 ¹	C78DT-XHD		MTP-24	MTP-78DT
Massey Ferguson • Tractors - Low Profile									
2004-02	4300 Series Low Profile		24 ²	800	MTZ-34 ¹	C78DT-XHD		MTP-24 ⁴⁸	MTP-78DT
2005	4300 Series Low Profile		34 ²	710	MTX-34			MTP-34	MT-34
Massey Ferguson • Tractors - Mechanical Front Wheel Drive									
2005-03	MF 6255, MF 6260		48 ^{2,75}	510	MTX-48/H6			MT-48/H6	MTP-48/H6
2006-03	MF 6265, MF 6270, MF 6280, MF 6290		48 ^{2,75}	510	MTX-48/H6			MT-48/H6	MTP-48/H6
2016-12	MF 7619, MF 7620, MF 7622, MF 7624		48 ²	730	MTX-48/H6			MTP-48/H6	MTX-48/H6-EFB
2006-03	MF 8220		31T ²	800	31-AGM7	31-MHD		31-HD	31-XHD
2006-03	MF 8240, MF 8250, MF 8260, MF 8270, MF 8280		24 ²	800	MTZ-34 ¹	C78DT-XHD		MTP-24 ⁴⁸	MTP-78DT
2004-03	MF 8245		24 ²	800	MTZ-34 ¹	C78DT-XHD		MTP-24 ⁴⁸	MTP-78DT
2016-12	MF 8650, MF 8660, MF 8680		49 ²	730	MTX-49/H8			MTP-49/H8	MT-49/H8
2021-12	MF 8670, MF 8690		49 ²	730	MTX-49/H8			MTP-49/H8	MT-49/H8
Massey Ferguson • Tractors - Sub-Compact									
2007-06	MF GC		24	700	MTZ-34 ¹	C78DT-XHD		MTP-24	MTP-78DT
Massey Ferguson • Windrowers									
2009-06	MF 9225		31T	950	31-AGMX	31-MHD		31-XHD	
2006	MF 9425		31T ²	950	31-AGMX	31-MHD		31-XHD	
2011-08	MF 9430		31T ²	950	31-AGMX	31-MHD		31-XHD	
2011-07	MF 9435		31T ²	950	31-AGMX	31-MHD		31-XHD	
2011-06	MF 9635		31T ²	950	31-AGMX	31-MHD		31-XHD	
2011-05	MF-9220		31T	950	31-AGMX	31-MHD		31-XHD	
2016-11	WF 9725, WF 9735, WF 9740, WF 9760, WF 9770		31T ²	950	31-AGMX	31-MHD		31-XHD	
Nelson Manufacturing Company • Specialty Cultivating Equipment									
2019-06	Tree Squirrel Pruning Tower		24	650	MTZ-34 ¹	C78DT-XHD		MTP-24	MTP-78DT
New Idea • Windrowers									
2004-03	5830, 5840, 5850		31T ²	925	31-AGM7	31-MHD		31-HD	31-HD
Orchard-Rite Co. • Cyclone Fans									
	Cyclone Fan		31T	600	31-AGM7	31-MHD	31-ECL	31-LHD	31-VHD
Orchard-Rite Co. • Shakers									
	9300 Shaker		29H	660				29H-VHD	
Owatonna Mfg. Co. • Shakers									
1995-93	Magnum, Monobeam		65	850	MTX-65			MTP-65HD	
	Shock Wave		29H	660				29H-VHD	
Owatonna Mfg. Co. • Windrowers									
1979-76	260, 265	Diesel	30H	380				29H-VHD	
1979-76	260, 265	Gas	24	300	MTX-34 ¹	C24-XHD		MTP-24	MT-24
1976	270, 275	Diesel	24 ²	300	MTX-34 ¹	C24-XHD		MTP-24	MT-24
1976	270, 275	Gas	24	300	MTX-34 ¹	C24-XHD		MTP-24	MT-24
1983-80	280, 282	Diesel	30H	380				29H-VHD	
1983-80	280, 282	Gas	24	335	MTX-34 ¹	C24-XHD		MTP-24	MT-24
1980-79	285	Gas	24	300	MTX-34 ¹	C24-XHD		MTP-24	MT-24
1983-79	285	Diesel	30H	380				29H-VHD	
Prune-Rite • Self-Propelled Pruners									
2021-08	PR120 Pruning Tower		24	550	MTZ-34 ¹	C24-XHD		MTP-24	MT-24
2021-08	PR180 Pruning Tower		24	550	MTZ-34 ¹	C24-XHD		MTP-24	MT-24
2021-08	PR240 Pruning Tower		24	550	MTZ-34 ¹	C24-XHD		MTP-24	MT-24
2021-08	PR300 Pruning Tower		24	550	MTZ-34 ¹	C24-XHD		MTP-24	MT-24

For footnotes, see inside back cover. Notas al Pie de Página 468. Référence de Bas de Page 508.

Di* Distributor item, contact your Interstate Distributor. Artículo del Distribuidor Di*, comuníquese con su Distribuidor de Interstate. Article de distributeur Di*, communiquez avec votre distributeur Interstate.

Automotive & Light Truck
Automotrices y Camiones Livianos
Automobile et Camionnette

Heavy-Duty Truck
Camiones Para Servicio Pesado
Poids Lourds

Agriculture
Agrícola

Industrial

Lawn & Garden
Césped y Jardín
Jardin et Pelouse

Powersports
Vehículos Deportivos
Sports Motorisés

Reference
Referencia

Year	Model	Engine/Options	Group Size	Rating (CCA)	AGM	XHD/MHD	ECL	Alternate 1	Alternate 2
Automotive & Light Truck Automotrices y Camiones Livianos Automobile et Camionnette									
Randell Equipment Manufacturing Inc. • Sprayers									
	RW11 Sprayer		31T	750	31-AGM7	31-MHD		31-LHD	31-HD
	RW5 Sprayer		24	400	MTX-34 ¹	C24-XHD		MTP-24	MT-24
Rears Mfg. Co. • Sprayers									
	6068T Sprayer		65	875	MTX-65 ⁴⁸			MTP-65HD ⁴⁸	
Roto-Mix Co. • Vertical Feedmixers									
	455, 855		24	460	MTX-34 ¹	C24-XHD		MTP-24	MT-24
SMITHCO • Self-Propelled Sprayers									
2016-08	Spray Star 1002, Spray Star 1008		24F	575	MTX-24F	C78DT-XHD		MT-24F	MTP-24F
2016-08	Spray Star 1010, Spray Star 1602		24F	575	MTX-24F	C78DT-XHD		MT-24F	MTP-24F
2007-03	Spray Star 1600		24F	575	MTX-24F	C78DT-XHD		MT-24F	MTP-24F
2016-08	Spray Star 1604, Spray Star 1610		24F	575	MTX-24F	C78DT-XHD		MT-24F	MTP-24F
2016-08	Spray Star 1752, Spray Star 1752D		24F	900	MTX-24F ⁴⁸	C78DT-XHD		MTP-78DT ^{18,48}	
2016-08	Spray Star 1754, Spray Star 3182		24F	900	MTX-24F ⁴⁸	C78DT-XHD		MTP-78DT ^{18,48}	
2023-16	Spray Star 2000, Spray Star 3180		24F	575	MTX-24F	C78DT-XHD		MT-24F	MTP-24F
Steiger • Tracked Ag Tractors									
2012-11	350, 400, 450, 450 Quadtrac, 550, 550 Quadtrac		4DLT ²	1000				4DLT-VHD ⁴⁸	
2021-11	500, 500 Quadtrac		4DLT ²	1000				4DLT-VHD ⁴⁸	
2012-11	600, 600 Quadtrac		4DLT ²	1000				4DLT-VHD ⁴⁸	
2005-03	STX375 Quadtrac, STX425 Quadtrac		31T	660	31-AGM7	31-MHD	31-ECL	31-LHD	31-VHD
2007-06	STX380 Quadtrac, STX430 Quadtrac		31T	660	31-AGM7	31-MHD	31-ECL	31-LHD	31-VHD
2005-03	STX450 Quadtrac		31T	660	31-AGM7	31-MHD	31-ECL	31-LHD	31-VHD
2007-06	STX480 Quadtrac, STX530 Quadtrac		31T	660	31-AGM7	31-MHD	31-ECL	31-LHD	31-VHD
2005-04	STX500 Quadtrac		31T	660	31-AGM7	31-MHD	31-ECL	31-LHD	31-VHD
Steiger • Tractors - 4WD Articulated									
2010-07	335, 385		4DLT ²	1000				4DLT-VHD ⁴⁸	
2011-07	435, 485, 535		4DLT ²	1000				4DLT-VHD ⁴⁸	
2005-03	STX275, STX325, STX375, STX425, STX450		31T	660	31-AGM7	31-MHD	31-ECL	31-LHD	31-VHD
2007-06	STX280, STX330, STX380, STX430, STX480		31T	660	31-AGM7	31-MHD	31-ECL	31-LHD	31-VHD
2005-04	STX500		31T	660	31-AGM7	31-MHD	31-ECL	31-LHD	31-VHD
2007-06	STX530		31T	660	31-AGM7	31-MHD	31-ECL	31-LHD	31-VHD
Steiner • Tractors - Mechanical Front Wheel Drive									
2007-06	230	Diesel		85	650			MT-85	
2007-06	230	Gas		26	525			MT-26	
2023-09	235D			85	620			MT-85	
2016-09	235G			26	525			MT-26	
2007-06	415			U1	365			SP-40	
2011-06	430 Max			26	525			MT-26	
2021-12	440-25KDL			85	620			MT-85	
2021-12	440-32KGL			26	630				
2016-12	440-34KO			26	525			MT-26	
2021-12	440-40KO			26	525			MT-26	
2007-06	525			85	650			MT-85	
Stewart & Stevenson • Pumps									
	55P3500		27	700	MTX-34 ^{1,6,10}			MT-27	MTZ-34
Thomas • Loaders									
	180		27	750	MTX-34 ^{1,6,10}			MT-27	MTZ-34
	Bankout		30H	600				29H-VHD	
Ventrac • Tractors - Mechanical Front Wheel Drive									
2023-14	3400Y		51R	500	MTX-51R			MT-51R	
2023-12	4500Y		51		SC51DA			MT-51	
Versa Inc. • Baggers & Choppers									
	1012		31T ⁴	625	31-AGM7	31-MHD	31-ECL	31-LHD	31-VHD
	910		31T ²	625	31-AGM7	31-MHD	31-ECL	31-LHD	31-VHD
Versatile • Self-Propelled Sprayers									
2023-14	SX240, SX280		31T ²	950	31-AGMX	31-MHD		31-XHD	
2021-11	SX275		31T ²	950	31-AGMX	31-MHD		31-XHD	
Versatile • Tractors - 4WD Articulated									
2011-08	305 4WD, 340 4WD		31T ³	950	31-AGMX	31-MHD		31-XHD	
2023-16	335		31T ²	950	31-AGMX	31-MHD		31-XHD	
2015-12	350 4WD		31T ³	950	31-AGMX	31-MHD		31-XHD	
2017-16	360		31T ²	950	31-AGMX	31-MHD		31-XHD	
2023-18	365		31T ²	950	31-AGMX	31-MHD		31-XHD	
2021-08	375 4WD, 400 4WD		31T ³	950	31-AGMX	31-MHD		31-XHD	
2021-12	450 4WD, 500 4WD, 550 4WD		31T ³	950	31-AGMX	31-MHD		31-XHD	
2017-12	450, 500, 550	Optional	31T ³	1150	31-AGMX				
2017-12	450, 500, 550		31T ³	1000	31-AGMX	31-XHD			
2015	450DTC, 500DTC, 550DTC	Optional	31T ³	1150	31-AGMX				
2015	450DTC, 500DTC, 550DTC		31T ³	1000	31-AGMX	31-XHD			
2023-17	520, 570, 610, DeltaTrack 520DT		31T ³	1000	31-AGMX	31-XHD			
2017-13	DeltaTrack 450DT, DeltaTrack 500DT	Optional	31T ³	1150	31-AGMX				
Reference Referencia Référence									

Year	Model	Engine/Options	Group Size	Rating (CCA)	AGM	XHD/MHD	ECL	Alternate 1	Alternate 2
Versatile • Tractors - 4WD Articulated (continued)									
2017-13	DeltaTrack 450DT, DeltaTrack 500DT		31T ³	1000	31-AGMX	31-XHD			
2023-17	DeltaTrack 520DT, DeltaTrack 570DT	Optional	31T ³	1150	31-AGMX				
2017-13	DeltaTrack 550DT	Optional	31T ³	1150	31-AGMX				
2017-13	DeltaTrack 550DT		31T ³	1000	31-AGMX	31-XHD			
2023-17	DeltaTrack 570DT, DeltaTrack 610DT		31T ³	1000	31-AGMX	31-XHD			
2022-17	DeltaTrack 610DT	Optional	31T ³	1150	31-AGMX				
2013-08	HHT435, HHT485, HHT535		31T ³	950	31-AGMX	31-MHD		31-XHD	
2014-10	HHT575		31T ³	950	31-AGMX	31-MHD		31-XHD	
2023-19	Nemesis 175, Nemesis 195, Nemesis 210		31T ²	950	31-AGMX	31-MHD		31-XHD	
Versatile • Tractors - Mechanical Front Wheel Drive									
2015-10	190, 220		31T ³	950	31-AGMX	31-MHD		31-XHD	
2013-08	250, 280		31T ³	950	31-AGMX	31-MHD		31-XHD	
2021-13	260, 290, 310		31T ²	950	31-AGMX	31-MHD		31-XHD	
2023-18	265, 275, 295, 315		31T ²	950	31-AGMX	31-MHD		31-XHD	
2013-10	305		31T ³	950	31-AGMX	31-MHD		31-XHD	
Versatile • Wheel Farm Tractors									
1986-84	1150		31T ⁴	625	31-AGM7	31-MHD	31-ECL	31-LHD	31-VHD
1988-86	1156		31T ⁴	625	31-AGM7	31-MHD	31-ECL	31-LHD	31-VHD
1983-82	160		24 ²	525	MTX-34 ¹	C24-XHD		MTP-24	MT-24
2014-10	190, 220, 305		31T ³	950	31-AGMX	31-MHD		31-XHD	
2014-08	250, 280, HHT 435, HHT 485, HHT 535		31T ³	950	31-AGMX	31-MHD		31-XHD	
1987-84	256, 276		31T ²	625	31-AGM7	31-MHD	31-ECL	31-LHD	31-VHD
1992-88	276II	Cummins	31T ²	625	31-AGM7	31-MHD	31-ECL	31-LHD	31-VHD
1992-89	276II	Ford	31T	850	31P-AGM7	31-MHD		31-XHD	31-AGM5
1976	300		8D ²	900	8D-AGMX	8D-XHD		8D-MHD	
2011-08	305, 340	4WD	31T ³	950	31-AGMX	31-MHD		31-XHD	
2014-12	350		31T ³	950	31-AGMX	31-MHD		31-XHD	
2014-08	375, 400	4WD	31T ³	950	31-AGMX	31-MHD		31-XHD	
1986-76	400		24	300	MTX-34 ¹	C24-XHD		MTP-24	MT-24
2014-12	450, 500, 550	4WD	31T ³	950	31-AGMX	31-MHD		31-XHD	
1979-77	500		8D ²	900	8D-AGMX	8D-XHD		8D-MHD	
1984-83	555, 835, 875, 895, 945, 955, 975		8D ²	900	8D-AGMX	8D-XHD		8D-MHD	
1977-76	700, 750, 800, 825, 900		8D ²	900	8D-AGMX	8D-XHD		8D-MHD	
1999-90	744		4DLT	750				4DLT-VHD	
1988-86	756		31T ²	625	31-AGM7	31-MHD	31-ECL	31-LHD	31-VHD
1988-84	836, 856		31T ⁴	625	31-AGM7	31-MHD	31-ECL	31-LHD	31-VHD
1992-87	846		31T ^{3,4}	625	31-AGM7	31-MHD	31-ECL	31-LHD	31-VHD
1981-76	850		8D ²	900	8D-AGMX	8D-XHD		8D-MHD	
1992-84	876		31T ^{3,4}	625	31-AGM7	31-MHD	31-ECL	31-LHD	31-VHD
1992-91	9030		31T ²	625	31-AGM7	31-MHD	31-ECL	31-LHD	31-VHD
1982-77	935, 950		8D ²	900	8D-AGMX	8D-XHD		8D-MHD	
1987-84	936, 956		31T ⁴	625	31-AGM7	31-MHD	31-ECL	31-LHD	31-VHD
1992-88	946		31T ⁴	625	31-AGM7	31-MHD	31-ECL	31-LHD	31-VHD
1992-84	976		31T ⁴	625	31-AGM7	31-MHD	31-ECL	31-LHD	31-VHD
2014-11	SX275		31T ²	950	31-AGMX	31-MHD		31-XHD	
1991	TW8030		4DLT	750				4DLT-VHD	
Weiss/McNair Inc. • Nut Harvesters									
	8900		31T	700	31-AGM7	31-MHD	31-ECL	31-LHD	31-HD
	JD40		24F	550	MTX-24F	C78DT-XHD		MT-24F	MTP-24F
Weldcraft Inc. • Harvesters									
	Bin Retriever	(Aux)	31A	725	31P-AGM7	31P-MHD	31P-ECL ⁴⁸	31P-LHD	31P-HD
	Nut Retriever		31A	725	31P-AGM7	31P-MHD	31P-ECL ⁴⁸	31P-LHD	31P-HD
Weldcraft Inc. • Treelifts									
	20, 25		24	525	MTX-34 ¹	C24-XHD		MTP-24	MT-24
	20, 25		24F	525	MTX-24F	C78DT-XHD		MT-24F	MTP-24F
Whiteman Manufacturing Company • Farm Equipment									
1978-76	B-85, P-40G, P-60D, P-80D		24	360	MTX-34 ¹	C24-XHD		MTP-24	MT-24
1983-76	DB-60		U1	235				SP-35	SP-30
1989-80	Twin Finishing Machines		U1	235				SP-35	SP-30
1990-86	WBH-16E		U1	235				SP-35	SP-30
1990-76	WLS-1000		U1	235				SP-35	SP-30
White-New Idea Division • Self-Propelled Combines									
1993-92	W2500, W2600		24 ²	580	MTX-34 ¹	C24-XHD		MTP-24	C78DT-XHD
White-New Idea Division • Wheel Farm Tractors									
1989-87	100, 120, 140, 160, 185		29H ²	525				29H-VHD	
1990-89	100, 120, 140, 160, 185		29H ²	685				29H-VHD ⁴⁸	
1993-90	125, 145, 195		24 ^{2,11}	580	MTX-34 ¹	C24-XHD		MTP-24	MT-24
1993-90	170		24 ²	580	MTX-34 ¹	C24-XHD		MTP-24	MT-24
1982-76	2-105, 2-85		3EH ²	825				3EH-VHD	
1987-82	2-110, 2-88		3EH ²	825				3EH-VHD	

For footnotes, see inside back cover. Notas al Pie de Página 468. Référence de Bas de Page 508.

Di* Distributor item, contact your Interstate Distributor. Artículo del Distribuidor Di*, comuníquese con su Distribuidor de Interstate. Article de distributeur Di*, communiquez avec votre distributeur Interstate.

Automotive & Light Truck
Automotrices y Camiones Livianos
Automobile et Camionnette

Heavy-Duty Truck
Camiones Para Servicio Pesado
Poids Lourds

Agriculture
Agrícola
Agriculture

Industrial
Industrial
Industrial

Lawn & Garden
Césped y Jardín
Jardin et Pelouse

Powersports
Vehículos Deportivos
Sports Motorisés

Reference
Referencia
Référence

	Year	Model	Engine/Options	Group Size	Rating (CCA)	AGM	XHD/MHD	ECL	Alternate 1	Alternate 2	
Automotive & Light Truck Automotrices y Camiones Livianos Automobile et Camionnette	White-New Idea Division • Wheel Farm Tractors (continued)										
	1987-82	2-110, 2-88	Turbo	3EH ²	825				3EH-VHD		
	1982-77	2-135, 2-155		30H	515				29H-VHD		
	1987-82	2-135, 2-155	Series 3, Turbo	29H	515				29H-VHD		
		2-150		29H	645				29H-VHD		
	1978-76	2-155, 4-180		29H ²	645				29H-VHD		
		2-180		31A		31P-AGM7	31P-MHD	31P-ECL	31P-LHD	31P-HD	
		2-180	Series 3	29H					29H-VHD		
		2-180	Series 3	29H ²	515				29H-VHD		
	Heavy-Duty Truck Camiones Para Servicio Pesado Poids Lourds	1986-82	2-180		31T ²	515	31-AGM7	31-MHD	31-ECL	31-LHD	31-VHD
1988-78		2-180		31T	515	31-AGM7	31-MHD	31-ECL	31-LHD	31-VHD	
1984-79		2-30, 2-35		31T	515	31-AGM7	31-MHD	31-ECL	31-LHD	31-VHD	
1988-84		2-32		27	530	MTX-34 ^{1, 6, 10}			MT-27	MTZ-34	
1982-80		2-45, 2-62		27 ²	530	MTX-34 ^{1, 6, 10}			MT-27	MTZ-34	
		2-50, 2-60		3EH ²	825				3EH-VHD		
1988-82		2-55, 2-65, 2-75		27 ²	530	MTX-34 ^{1, 6, 10}			MT-27	MTZ-34	
1982-76		2-70		4 ²	610		4-XHD				
		4-150		29H ²	645				29H-VHD		
1983-79		4-175		31T ²	515	31-AGM7	31-MHD	31-ECL	31-LHD	31-VHD	
Agriculture Agricultura Agriculture	1982-78	4-210		29H ²	645				29H-VHD		
	1988-83	4-225	Turbo	29H ²	515				29H-VHD		
	1990-83	4-270	Turbo	31T ³	515	31-AGM7	31-MHD	31-ECL	31-LHD	31-VHD	
	1996-91	4650		48	470	MTX-48/H6			MT-48/H6	MTP-48/H6	
	1996-91	4660, 5680, 5760		49	470	MTX-49/H8			MTP-49/H8	MT-49/H8	
	1985-76	5542		24	360	MTX-34 ¹	C24-XHD		MTP-24	MT-24	
	1997-95	5660, 5670, 6045		49	470	MTX-49/H8			MTP-49/H8	MT-49/H8	
	1991-88	60, 80		29H ²	685				29H-VHD ⁴⁸		
	1997-91	6065 ROPS, 6065C, 6085, 6090, 6670, 6680, 6690		49	470	MTX-49/H8			MTP-49/H8	MT-49/H8	
		6065, 6085		4DLT	630				4DLT-VHD		
Industrial Industrial Industriel	1997-91	6105, 8630		4DLT	630				4DLT-VHD		
	1997-94	6124, 6144, 6215, 9435, 9455, 9635, 9655, 9675, 9695, 9815		24 ²	600	MTX-34 ¹	C78DT-XHD		MTP-24	MT-24	
	1997-93	6125, 6145, 6175, 6195, 9650		24 ²	600	MTX-34 ¹	C78DT-XHD		MTP-24	MT-24	
		6410, 6510, 6710, 6810		34	700	MTX-34			MTP-34	MTZ-34	
	1999-98	6410, 6510, 6710, 6810		24T ²	900	DI*					
	2000-95	6410, 6510, 6710, 6810		24 ²	600	MTX-34 ¹	C78DT-XHD		MTP-24	MT-24	
	1976	703, 704	Gas	2 ²	545		2-XHD				
	1977-76	706D, 707D		8D	935	8D-AGMX	8D-XHD		8D-MHD		
	1980-77	708, 709		8D	935	8D-AGMX	8D-XHD		8D-MHD		
	1985-76	7300	Diesel	4 ²	700		4-XHD				
Lawn & Garden Césped y Jardín Jardin et Pelouse	1985-76	7300	Gas	24	360	MTX-34 ¹	C24-XHD		MTP-24	MT-24	
		7600		24 ⁶		MTX-34 ¹	C24-XHD		MTP-24	MT-24	
	1997-91	7600		49	500	MTX-49/H8			MTP-49/H8	MT-49/H8	
	1994-91	7630, 7650		4DLT	630				4DLT-VHD		
		7800		24F		MTX-24F	C78DT-XHD		MTP-24F	MT-24F	
	1982-81	800, 802		8D	935	8D-AGMX	8D-XHD		8D-MHD		
	1985-83	800A, 802A		31T ²	625	31-AGM7	31-MHD	31-ECL	31-LHD	31-VHD	
	1993-85	800C, 802C, 803C		31T ²	750	31-AGM7	31-MHD		31-LHD	31-HD	
	1980-79	801		8D	935	8D-AGMX	8D-XHD		8D-MHD		
	1984-83	803A		31T ²	625	31-AGM7	31-MHD	31-ECL	31-LHD	31-VHD	
Powersports Vehículos Deportivos Sports Motorisés	1999-98	8310, 8410		30H ²	800	DI*					
		8310, 8410, 8510, 8610, 8710, 8810		31A	950		31P-MHD				
	1999-98	8510, 8610		24 ²	600	MTX-34 ¹	C24-XHD		MTP-24	MT-24	
	1978-76	8600, 8800	Diesel	3EH ²	830				3EH-VHD		
	1978-76	8600, 8800	Gas	24	360	MTX-34 ¹	C24-XHD		MTP-24	MT-24	
	1985-79	8700		24F ²	500	MTX-24F	C78DT-XHD		MT-24F	MTP-24F	
	2000-98	8710, 8810		24 ²	600	MTX-34 ¹	C24-XHD		MTP-24	MT-24	
	1983-78	8900		24F ²	500	MTX-24F	C78DT-XHD		MT-24F	MTP-24F	
	1985-84	8920		24F ²	500	MTX-24F	C78DT-XHD		MT-24F	MTP-24F	
	1995-93	9630, 9670, 9690		24 ²	600	MTX-34 ¹	C78DT-XHD		MTP-24	MT-24	
Reference Referencia Référence	1983-79	9700		31T ³	480	31-AGM7	31-MHD	31-ECL	31-LHD	31-VHD	
	1985-84	9720		31T ³	480	31-AGM7	31-MHD	31-ECL	31-LHD	31-VHD	
		A4T 1400, A4T 2655, G1000, G1050, G1350, G1355, G900, G950, G955		29H					29H-VHD		
		A4T 1600	(LP504)	29H					29H-VHD		
		A4T 1600	(LP800)	29H					29H-VHD		
		A4T 1600	Diesel	29H					29H-VHD		
	1991-86	FB16, FB21		U1	340				SP-40		
	1988-86	FB185		29H ²	515				29H-VHD		
	1986-81	FB31, FB32, FB37, FB43		27	660	MTX-34 ^{1, 6, 10}			MT-27	MTZ-34	
		G1000	Vista	3EE					3EE-VHD		
	S-55		1					1-VHD			

Year	Model	Engine/Options	Group Size	Rating (CCA)	AGM	XHD/MHD	ECL	Alternate 1	Alternate 2
Willmer • Sprayers									
	6200, 6400		24	700	MTX-34 ¹	C78DT-XHD		MTP-24	MTZ-34
	6200, 6400		24F	700	MTX-24F	C78DT-XHD		MTP-24F	MTP-78DT
	7200, 785		24 ²	700	MTX-34 ¹	C78DT-XHD		MTP-24	MTZ-34
	7200, 785		24F ²	700	MTX-24F	C78DT-XHD		MTP-24F	MTP-78DT
Yanmar • Tractors - Mechanical Front Wheel Drive									
2016-11	EX2900, EX3200		24	540	MTZ-34 ¹	C24-XHD		MTP-24	MT-24
2023-14	SA221, SA324, SA424		26R	540				MT-26R	
2023-16	SA424DHX		26R	540				MT-26R	
2016-10	SC2400		24	540	MTZ-34 ¹	C24-XHD		MTP-24	MT-24
2013-10	SC2450		24	540	MTZ-34 ¹	C24-XHD		MTP-24	MT-24
2023-16	YT237, Yt237C		26R	540				MT-26R	

Automotive & Light Truck
Automotrices y Camiones Livianos
Automobile et Camionnette

Heavy-Duty Truck
Camiones Para Servicio Pesado
Poids Lourd

Agriculture
Agrícola
Agriculture

Industrial
Industrial
Industrial

Lawn & Garden
Césped y Jardín
Jardin et Pelouse

Powersports
Vehículos Deportivos
Sports Motorisés

Reference
Referencia
Référence

For footnotes, see inside back cover. Notas al Pie de Página 468. Référence de Bas de Page 508.

Di* Distributor item, contact your Interstate Distributor. Artículo del Distribuidor Di*, comuníquese con su Distribuidor de Interstate. Article de distributeur Di*, communiquez avec votre distributeur Interstate.

<p>Automotive & Light Truck Automotrices y Camiones Livianos Automobile et Camionnette</p>	
<p>Heavy-Duty Truck Camiones Para Servicio Pesado Poids Lourd</p>	
<p>Agriculture Agrícola Agriculture</p>	
<p>Industrial Industrial Industriel</p>	
<p>Lawn & Garden Césped y Jardín Jardin et Pelouse</p>	
<p>Powersports Vehículos Deportivos Sports Motorisés</p>	
<p>Reference Referencia Référence</p>	

Year	Model	Engine/Options	Group Size	Rating (CCA/AH)	AGM	XHD/MHD	ECL	Alternate 1	Alternate 2
Acker Drill Division • Core Drills									
1990-76	Ace		24	385	MTX-34 ¹	C24-XHD		MTP-24	MT-24
1995-90	Ace, Bushmaster		24	420	MTX-34 ¹	C24-XHD		MTP-24	MT-24
1990-82	Bushmaster		24	385	MTX-34 ¹	C24-XHD		MTP-24	MT-24
1995-92	CS-100		4D	960	4D-AGMX	4D-XHD			
1995-93	CS-2000, CS-3000		4D	960	4D-AGMX	4D-XHD			
1995-90	CS-4000		4D	960	4D-AGMX	4D-XHD			
2014-11	Hillbilly, Mark III	Gas	24	420	MTX-34 ¹	C24-XHD		MTP-24	MT-24
1990-76	Hillbilly, Mountaineer	Gas	24	385	MTX-34 ¹	C24-XHD		MTP-24	MT-24
1995-76	Hillbilly, Mountaineer	Dsl	4D	960	4D-AGMX	4D-XHD			
1995-90	Hillbilly, Mountaineer	Gas	24	420	MTX-34 ¹	C24-XHD		MTP-24	MT-24
1985-84	WA-III C		4D	960	4D-AGMX	4D-XHD			
Acker Drill Division • Earth Auger & Core Drills									
1990-76	AD-II	Gas	24	385	MTX-34 ¹	C24-XHD		MTP-24	MT-24
1995-76	AD-II	Dsl	4D	960	4D-AGMX	4D-XHD			
1995-90	AD-II	Gas	24	420	MTX-34 ¹	C24-XHD		MTP-24	MT-24
2014-86	Soil Max		4D	960	4D-AGMX	4D-XHD			
2014-06	Soil Scout		24	420	MTX-34 ¹	C24-XHD		MTP-24	MT-24
1990-82	Soil Sentry		24	385	MTX-34 ¹	C24-XHD		MTP-24	MT-24
1995-90	Soil Sentry, Soil X		24	420	MTX-34 ¹	C24-XHD		MTP-24	MT-24
2014-07	Soil XLS	Opt	31T	1000	31-AGMX	31-XHD			
2014-07	Soil XLS		24	420	MTX-34 ¹	C24-XHD		MTP-24	MT-24
Acker Drill Division • Grout Mixers									
1995-76	Colgrouter		24	420	MTX-34 ¹	C24-XHD		MTP-24	MT-24
1995-90	CS-2000		4D	960	4D-AGMX	4D-XHD			
2014-98	MP-8 SERIES		4D	960	4D-AGMX	4D-XHD			
1995-77	MP-MK V		4D	960	4D-AGMX	4D-XHD			
Acker Drill Division • Industrial Tools									
2014-11	R.A.D		24	420	MTX-34 ¹	C24-XHD		MTP-24	MT-24
2014-06	Renegade		4D	960	4D-AGMX	4D-XHD			
Acker Drill Division • Pavement Test Drills									
1990-76	PT-22		24	385	MTX-34 ¹	C24-XHD		MTP-24	MT-24
1995-90	PT-22		24	420	MTX-34 ¹	C24-XHD		MTP-24	MT-24
Acker Drill Division • Portable Drills									
2015	Mark III Hillbilly		24	420	MTX-34 ¹	C24-XHD		MTP-24	MT-24
Acker Drill Division • Pumping Stations									
1995-76	Deutz F3L-912		4D	960	4D-AGMX	4D-XHD			
1995-90	Deutz F3L-912, Lister 3T2A, Lombardini, TS2A		24	420	MTX-34 ¹	C24-XHD		MTP-24	MT-24
1990-76	Lister 3T2A, Lombardini, TS2A		24	385	MTX-34 ¹	C24-XHD		MTP-24	MT-24
1995-76	Lister 3T2A, TS2A	w/Electric Start	4D	960	4D-AGMX	4D-XHD			
1995-93	Lombardini	w/Electric Start	4D	960	4D-AGMX	4D-XHD			
Acker Drill Division • Rotary Drills									
1995-76	WA-II, WA-III C		4D	960	4D-AGMX	4D-XHD			
Acker Drill Division • Self-Propelled Drills									
2015	MP-8 SERIES, Renegade, Soil Max		4D	960	4D-AGMX	4D-XHD			
2015	R.A.D., Soil Scout		24	420	MTX-34 ¹	C24-XHD		MTP-24	MT-24
Acker Drill Division • Soil Sampling Drills									
1990-76	Teredo MK-II	Gas	24	385	MTX-34 ¹	C24-XHD		MTP-24	MT-24
1993-76	Teredo MK-II	Dsl	4D	960	4D-AGMX	4D-XHD			
1993-90	Teredo MK-II	Gas	24	420	MTX-34 ¹	C24-XHD		MTP-24	MT-24
Acker Drill Division • Tie Back Drills									
1995-76	Holegater		4D	960	4D-AGMX	4D-XHD			
Acker Drill Division • Truck Mounted/Towable Drills									
2015-07	AD-II		4D	960	4D-AGMX	4D-XHD			
2017-16	AD-II		4D	960	4D-AGMX	4D-XHD			
2015	SOIL-XLS	Opt	31T	1000	31-AGMX	31-XHD			
2015	SOIL-XLS		24	420	MTX-34 ¹	C24-XHD		MTP-24	MT-24
ACME Machinery Inc. • Loaders									
1986-81	S1-D1 Deutz		4D	850	4D-AGMX	4D-XHD			
Akerman HW Inc. (Hein Werner Corp.) • Hydraulic Excavators									
1982-76	C-12B, C-14B, C-24, C-28		8D	845	8D-AGMX	8D-XHD		8D-MHD	
Allen Concrete Pavers • Concrete Pavers									
2015-00	150B		26	500				MT-26	
2016	150B		26	500				MT-26	
2015-02	200C		26	500				MT-26	
2015-03	255CD		26	500				MT-26	
2017-16	255CD		26	500				MT-26	
2014-05	APWB 1800		26	500				MT-26	
2010-06	APWB 2400		26	500				MT-26	
2014-11	ASF 2700-HD		26	500				MT-26	

Automotive & Light Truck
Automotrices y Camiones Livianos
Automobile et Camionnette

Heavy-Duty Truck
Camiones Para Servicio Pesado
Poids Lourds

Agriculture
Agrícola
Agriculture

Industrial
Industrial
Industriel

Lawn & Garden
Césped y Jardín
Jardin et Pelouse

Powersports
Vehículos Deportivos
Sports Motorisés

Reference
Referencia
Référence

For footnotes, see inside back cover. Notas al Pie de Página 468. Référence de Bas de Page 508.
Di* Distributor item, contact your Interstate Distributor. Artículo del Distribuidor Di*, comuníquese con su Distribuidor de Interstate. Article de distributeur Di*, communiquez avec votre distributeur Interstate.

	Year	Model	Engine/Options	Group Size	Rating (CCA/AH)	AGM	XHD/MHD	ECL	Alternate 1	Alternate 2	
Automotive & Light Truck Automotrices y Camiones Livianos Automobile et Camionnette	Allen Concrete Pavers • Slip Form Pavers										
	2015	APWB 1800, ASF 2700-HD		26	500				MT-26		
	Allen Engineering Corp. • Concrete Finishers/Trowels										
	2017-16	HP 100B, HP 200		24 ²	500	MTX-34 ¹	C24-XHD		MTP-24	MT-24	
	2015	HP 100B, HP 200, Pro 1050, Pro 1200, Pro 900, Super Pro 400, Super Pro 450		24 ²	500	MTX-34 ¹	C24-XHD		MTP-24	MT-24	
	2014-99	HP 100B, HP 200, Super Pro 400		24	500	MTX-34 ¹	C24-XHD		MTP-24	MT-24	
	2014-00	Pro 1050		24	500	MTX-34 ¹	C24-XHD		MTP-24	MT-24	
	2014-98	Pro 1200		24	500	MTX-34 ¹	C24-XHD		MTP-24	MT-24	
	2014-97	Pro 900, Super Pro 450		24	500	MTX-34 ¹	C24-XHD		MTP-24	MT-24	
	Heavy-Duty Truck Camiones Para Servicio Pesado Poids Lourd	Allied Systems Co. (Wagner Div. Raygo) • Log Stackers									
1987-76		L-100, L-120, L-130, L-490, L-80, L-90		8D	1050	8D-AGMX	8D-XHD		8D-MHD		
1987-84		L-130B		8D	1050	8D-AGMX	8D-XHD		8D-MHD		
1987-86		L-130H		8D	1050	8D-AGMX	8D-XHD		8D-MHD		
1987-77		L-4120		8D	1050	8D-AGMX	8D-XHD		8D-MHD		
1978-77		L-470		8D	930	8D-AGMX	8D-XHD		8D-MHD		
1987-78		L-480		8D	1050	8D-AGMX	8D-XHD		8D-MHD		
1978-76		L-70		8D	930	8D-AGMX	8D-XHD		8D-MHD		
1982-77		LHR-45		8D	930	8D-AGMX	8D-XHD		8D-MHD		
Agriculture Agrícola Agriculture		Allied Systems Co. (Wagner Div. Raygo) • Port Packers									
	1983-76	CH-70, MH-80, PC-90, RH-200		8D	930	8D-AGMX	8D-XHD		8D-MHD		
	1978-76	PC-80		8D	930	8D-AGMX	8D-XHD		8D-MHD		
	1983-80	PC-9082		8D	930	8D-AGMX	8D-XHD		8D-MHD		
	Allied Systems Co. (Wagner Div. Raygo) • Steel Workers										
	1978-76	STRAD 80		8D	930	8D-AGMX	8D-XHD		8D-MHD		
	1981-76	SW-600		8D	930	8D-AGMX	8D-XHD		8D-MHD		
	1987-76	SW-80		8D	1050	8D-AGMX	8D-XHD		8D-MHD		
	1982-76	SW-90		8D	930	8D-AGMX	8D-XHD		8D-MHD		
	Industrial Industrial Industriel	Allied Systems Co. (Wagner Div. Raygo) • Wheel Tractors									
1987-77		CD-1200, CD-500, CD-800		8D	1050	8D-AGMX	8D-XHD		8D-MHD		
1987-82		CHD-17		8D	1050	8D-AGMX	8D-XHD		8D-MHD		
1987-84		CHD-17S, CHD-24S		8D	1050	8D-AGMX	8D-XHD		8D-MHD		
1987-76		CHD-24, CHD-30		8D	1050	8D-AGMX	8D-XHD		8D-MHD		
Allis-Chalmers • Backhoe Loaders											
1984-82		710C, 714C, 715C		30H ²	580				29H-VHD		
Allis-Chalmers • Forklifts											
1984-82		705D, 706D, 708D, 766		8D	945	8D-AGMX	8D-XHD		8D-MHD		
Allis-Chalmers • Industrial Tractors											
1978-76	540		24	305	MTX-34 ¹	C24-XHD		MTP-24	MT-24		
1984-82	640, 644, 706, 715	Dsl	30H ²	580				29H-VHD			
1981-79	705C, 706C, 708C	Dsl	8D	945	8D-AGMX	8D-XHD		8D-MHD			
1981-79	714B, 715B	Dsl	30H ²	580				29H-VHD			
1976	840B, 940		30H ²	580				29H-VHD			
1984-81	840C		30H ²	580				29H-VHD			
Lawn & Garden Césped y Jardín Jardin et Pelouse	Allmand Bros., Inc. • Light Plants										
	2006-97	6330 Nite-Lite, 8500XL Nite-Lite		24	675	MTX-34 ¹			MTP-24		
	2006-02	8330 Nite-Lite		24	675	MTX-34 ¹			MTP-24		
	2013-07	Maxi-Lite ML15, Maxi-Lite ML20		24	675	MTX-34 ¹			MTP-24		
	2010-03	Night-Lite Pro	No. 0294PRO02 on	24	675	MTX-34 ¹			MTP-24		
	2020-10	Night-Lite Pro II	SN 0001PRO215 and UP; SN 0001PRO2V15 and UP	24 ⁴³	675	MTX-34 ¹			MTP-24		
	Allmand Bros., Inc. • Mini Tractors/Loaders/Backhoes										
2011-01	TLB220		24	675	MTX-34 ¹			MTP-24			
2009-03	TLB225		24	675	MTX-34 ¹			MTP-24			
2011-01	TLB325, TLB425, TLB535		24	675	MTX-34 ¹			MTP-24			
2011-05	TLB6235		24	675	MTX-34 ¹			MTP-24			
Powersports Vehículos Deportivos Sports Motorisés	Altec • Truck Mounted/Towable Drills										
	2015-01	HD35A-10, HD35A-12, HD35A-17, HD35A-22, HD35A-30		51	425	SC51DA			MT-51		
Reference Referencia Référence	American Augers • Horizontal Boring Machines										
	2015-05	24-150		34	690	MTX-34			MTP-34	MT-34	
	2015	30-150, 36-600, 42-600, 48-900, 54-900, 60-1200		34	690	MTX-34			MTP-34	MT-34	
	2014-05	30-150, DD-625		8D	1450	8D-AGMX	8D-MHD ⁴⁸				
	2014-08	36-600, 42-600, 48-900, 54-900, 60-1200, 72-1200		8D	1450	8D-AGMX	8D-MHD ⁴⁸				
	2015	72-1200		34 ²	690	MTX-34			MTP-34	MT-34	
	2010-08	84-1800 NG		8D	1450	8D-AGMX	8D-MHD ⁴⁸				
	2015	DD-110, DD-1100RS, DD-115, DD-155T, DD-220T, DD-440T, DD-625		8D ²	1450	8D-AGMX	8D-MHD ⁴⁸				
	2014-12	DD-110, DD-115, DD-155T		8D	1450	8D-AGMX	8D-MHD ⁴⁸				
	2010-07	DD-1100, DD-210, DD-880		8D	1450	8D-AGMX	8D-MHD ⁴⁸				

For footnotes, see inside back cover. Notas al Pie de Página 468. Référence de Bas de Page 508.

Di* Distributor item, contact your Interstate Distributor. Artículo del Distribuidor Di*, comuníquese con su Distribuidor de Interstate. Article de distributeur Di*, communiquez avec votre distributeur Interstate.

Year	Model	Engine/Options	Group Size	Rating (CCA/AH)	AGM	XHD/MHD	ECL	Alternate 1	Alternate 2
American Augers • Horizontal Boring Machines (continued)									
2014-10	DD-1100RS		8D	1450	8D-AGMX	8D-MHD ⁴⁸			
2014-11	DD-220T		8D	1450	8D-AGMX	8D-MHD ⁴⁸			
2015	DD-440		8D ⁴	1450	8D-AGMX	8D-MHD ⁴⁸			
2014-07	DD-440, DD-440T		8D	1450	8D-AGMX	8D-MHD ⁴⁸			
American Road Machinery Company • Industrial									
1976	570-S Powersweep		29NF	300				29NF-VHD	
1976	650D Agri-Loader		8D	900	8D-AGMX	8D-XHD		8D-MHD	
1976	650G Agri-Loader		3EE	265				3EE-VHD	
AmeriQuip • Industrial									
	Eagle 2033 Scissor Lift	24-Volt	GC2			GC2-ECL			
	Eagle 2-45, Eagle 42, Eagle 47, Eagle S-42 Trailer-Mounted Lifts	24-Volt	31T ^{2,31}		31-AGM7	31-MHD	31-ECL	31-LHD	31-XHD
Amhoist American Hoist & Derrick Co. • Locomotive Cranes									
1987-76	5030DE, 830DEH, 840DEH, 840DJH, 850DEH, 855DEH, 855DH		8D	935	8D-AGMX	8D-XHD		8D-MHD	
1976	7030DE, 7040DE		8D	935	8D-AGMX	8D-XHD		8D-MHD	
1987-76	8030DE		8D		8D-AGMX	8D-XHD		8D-MHD	
1976	840DE, 850DE, 880DE		7D ⁵⁰	935				4-XHD ⁵	
1987-83	9000		8D	935	8D-AGMX	8D-XHD		8D-MHD	
Amhoist American Hoist & Derrick Co. • Power Shovels & Cranes									
1978-76	100, 200, 300		8D	935	8D-AGMX	8D-XHD		8D-MHD	
1987-84	1000 Series		8D	935	8D-AGMX	8D-XHD		8D-MHD	
1987-76	1100 Series, 400, 500, 700, 800 Series, 900 Series		8D	935	8D-AGMX	8D-XHD		8D-MHD	
1987-78	12210 Series		8D	935	8D-AGMX	8D-XHD		8D-MHD	
1987-85	7000 Truck		8D	935	8D-AGMX	8D-XHD		8D-MHD	
Ampac Machinery Co. • Rollers: Static & Vibratory									
2015-06	P33/24		35	620	MTX-35			MTP-35	
Arrow • Industrial									
1979-76	All		24		MTX-34 ¹	C24-XHD		MTP-24	MT-24
Asphalt Zipper • Pavement Planers/Profilers									
2015-00	AZ 240		78	750	MTZ-78			MTP-78	
2015-98	AZ 360		78	750	MTZ-78			MTP-78	
2015-99	AZ 480		78	750	MTZ-78			MTP-78	
ASV • Compact Tracked Loaders									
2007-00	RC 30		70	N/A	MTZ-75DT			MTP-75	SP-70
Athey Products Corp. • 3-Wheel Sweepers									
1991-85	H-10-1, H-10-2		31T	580	31-AGM7	31-MHD	31-ECL	31-VHD	31-LHD
1994	H-10B-1, H-10B-2		31T	925	31-AGMX	31-MHD		31-XHD	
1991-82	HLD-1, HLD-2		31T	625	31-AGM7	31-MHD	31-ECL	31-LHD	31-VHD
Athey Products Corp. • Compact Tracked Loaders									
1978-76	AB6903H, AB6904H		4D	760	4D-AGMX	4D-XHD			
1991-78	AB6905		4D	760	4D-AGMX	4D-XHD			
1991-88	AB6906		31T	925	31-AGMX	31-MHD		31-XHD	
1979-76	PS130D, S130D, S97D		4D	760	4D-AGMX	4D-XHD			
Athey Products Corp. • Force-Feed Loaders									
1991-76	7-11D, 7-12D		4D	760	4D-AGMX	4D-XHD			
1977-76	7-11G		24	440	MTX-34 ¹	C24-XHD		MTP-24	MT-24
1991-77	7-12		30H	490				29H-VHD	
Athey Products Corp. • Mobile Chassis									
1991-87	C-1		4D	760	4D-AGMX	4D-XHD			
Athey Products Corp. • Mobile Sweepers									
1991-81	1TE-3, 1TE-4, 2TE-3, 2TE-4	GM Eng	4D	760	4D-AGMX	4D-XHD			
1992-91	1TE-4DB, 1TE-4DHL, 1TE-5DB, 2TE-4DB, 2TE-4DHL, 2TE-5DB, ABDB-1, ABDB-2, AHLB-1, AHLB-2		4D	900	4D-AGMX	4D-XHD			
1993	1TE-4DBC, 1TE-4DHLL, 1TE-5DBC, 2TE-4DBC, 2TE-4DHLC, ABDC-1, ABDC-2, AHLB-1, AHLB-2		4D	900	4D-AGMX	4D-XHD			
1992-91	1TE-4GB, 2TE-4DB, 2TE-4GB		30H	500				29H-VHD	
1993	2TE-5DBC		4D	760	4D-AGMX	4D-XHD			
1991-85	ABD-1, ABD-2, AHL-1, AHL-2		4D	760	4D-AGMX	4D-XHD			
1991-90	ABDA-1, ABDA-2, AHLA-1, AHLA-2		4D	760	4D-AGMX	4D-XHD			
1993-92	ABDB-1C, ABDB-2C		4D	900	4D-AGMX	4D-XHD			
1992	ABDB-1P, ABDB-2P, AHLB-1C, AHLB-1P, AHLB-2C, AHLB-2P		4D	900	4D-AGMX	4D-XHD			
1994	H-10B-1, H-10B-2		31T	925	31-AGMX	31-MHD		31-XHD	
Atlas Copco • Self-Propelled Drills									
2015-01	DM/M3, DM25-SP, DM30		8D	1400	8D-AGMX	8D-MHD			
2015-10	DML Series, DML-SP, Pit Viper 235, Pit Viper 271, Pit Viper 275, Pit Viper 351		8D	1400	8D-AGMX	8D-MHD			
2015-12	Pit Viper 311		8D	1400	8D-AGMX	8D-MHD			

Automotive & Light Truck
Automotrices y Camiones Livianos
Automobile et Camionette

Heavy-Duty Truck
Camiones Para Servicio Pesado
Poids Lourds

Agriculture
Agrícola

Industrial
Industrial

Lawn & Garden
Césped y Jardín
Jardin et Pelouse

Powersports
Vehículos Deportivos
Sports Motorises

Reference
Referencia

For footnotes, see inside back cover. Notas al Pie de Página 468. Référence de Bas de Page 508.
Di* Distributor item, contact your Interstate Distributor. Artículo del Distribuidor Di*, comuníquese con su Distribuidor de Interstate. Article de distributeur Di*, communiquez avec votre distributeur Interstate.

	Year	Model	Engine/Options	Group Size	Rating (CCA/AH)	AGM	XHD/MHD	ECL	Alternate 1	Alternate 2	
Automotive & Light Truck Automotrices y Camiones Livianos Automobile et Camionnette	Atlas Copco • Truck Mounted/Towable Drills										
	2015-05	DM45, DM50		8D	1400	8D-AGMX	8D-MHD				
	2015-10	RD10+, T3W, T3WDH, T4BH		8D	1400	8D-AGMX	8D-MHD				
Heavy-Duty Truck Camiones Para Servicio Pesado Poids Lourds	Badger • Industrial										
	2000-96	1085C Cruz-Air, 1085D Cruz-Air		31T ²	700	31-AGM7	31-MHD	31-ECL	31-LHD	31-XHD	
	2000-95	450		8D	975	8D-AGMX	8D-XHD		8D-MHD		
	2000-82	460	Upper	30H ²	600				29H-VHD		
	2000-82	460	Carrier	8D	975	8D-AGMX	8D-XHD		8D-MHD		
Agriculture Agrícola Agriculture	Badger • Wheeled Excavators										
	2011-05	1085R		31T ²	700	31-AGM7	31-MHD	31-ECL	31-LHD	31-XHD	
	2015-11	470TM Telescopic Boom		31T	700	31-AGM7	31-MHD	31-ECL	31-LHD	31-XHD	
	Barbco • Horizontal Boring Machines										
	2015-05	24/30-150, 24-100, 30/48-350, 36/48-500, 36/48-630, 48/60-1.35MXHD, 48/60-750, 48/60-950, 60/72-1MHD, BD120-20SC, BD250-TK, BD500-TK		31T	950	31-AGMX	31-MHD		31-XHD		
Industrial Industrial Industriel	2015-11	68/72-1.8MXHD		31T	950	31-AGMX	31-MHD		31-XHD		
	2015-06	70/84-2.6MXHD		31T	950	31-AGMX	31-MHD		31-XHD		
	2015-12	BD80		31T	950	31-AGMX	31-MHD		31-XHD		
	Barber-Greene • Asphalt Pavers										
	2012-10	AP555E, BG500E, BG555E		31T	950	31-AGMX	31-MHD		31-XHD		
Lawn & Garden Césped y Jardín Jardin et Pelouse	2011-05	BG2455D		31T	950	31-AGMX	31-MHD		31-XHD		
	2011-06	BG260D		31T	950	31-AGMX	31-MHD		31-XHD		
	2012-08	BG600D, BG655D		31T	950	31-AGMX	31-MHD		31-XHD		
	Barko • Forestry Equipment Self-Propelled										
	2015-07	640 Industrial Crawler		8D	1400	8D-AGMX	8D-MHD				
Reference Referencia Référence	Barko • Forestry Equipment Stationary										
	2015-07	920 Industrial Tractor (Mulcher), 937 Industrial Tractor (Mulcher)		8D	1400	8D-AGMX	8D-MHD				
	2015-06	930 Industrial Tractor (Mulcher)		8D	1400	8D-AGMX	8D-MHD				
	Barko • Log Loaders Self-Propelled										
	2015-04	295ML Magnum Art. Carrier		8D	1400	8D-AGMX	8D-MHD				
Powersports Vehículos Deportivos Sports Motorisés	2015-07	495ML Magnum Art. Carrier, 495ML Magnum Crawler, 595ML Magnum Art. Carrier, 695MH Rugged SP Carrier, 795MH Heavy Duty Crawler		8D	1400	8D-AGMX	8D-MHD				
	2015-94	550 Crawler		8D	1400	8D-AGMX	8D-MHD				
	2015	595ML Magnum Crawler		8D	1400	8D-AGMX	8D-MHD				
	2015-08	695MH Crawler		8D	1400	8D-AGMX	8D-MHD				
	Barko • Log Loaders Trailer Mounted										
2015-07	295ML Magnum, 495ML Magnum, 595ML Magnum		8D	1400	8D-AGMX	8D-MHD					
Reference Referencia Référence	Barreto • Portable/Walk-Behind Trenchers										
	2015	1824TKK, 2024TKH, 2324TKH, 2324TKK		U1	300				SP-40	SP-35	
	Barreto Manufacturing • Portable/Walk-Behind Trenchers										
	2014	2324TKK		U1	300				SP-40	SP-35	
	Bearcat • Placers/Spreaders										
2015	2002/CRC		34	1000	DI*						
Reference Referencia Référence	Bergkamp • Asphalt Pavers										
	2015-14	M1 Continuous Paver, M1E Continuous Paver, M206, M208, M210, M212, M216, M310		31T	950	31-AGMX	31-MHD		31-XHD		
	Bergkamp • Construction Equipment Self-Propelled										
	2015-14	WP Series Water Proofing		31T	950	31-AGMX	31-MHD		31-XHD		
	Beuthling Mfg. Co. • Rollers: Static & Vibratory										
2015-01	B100, B200		24	575	MTX-34 ¹	C24-XHD		MT-24	MTP-24		
2009-02	B105, B205, B325		24	575	MTX-34 ¹	C24-XHD		MT-24	MTP-24		
2003-97	B150		24	575	MTX-34 ¹	C24-XHD		MT-24	MTP-24		
2015-04	B155, B305		24	575	MTX-34 ¹	C24-XHD		MT-24	MTP-24		
2009-03	B300		24	575	MTX-34 ¹	C24-XHD		MT-24	MTP-24		
2009	B335		24	575	MTX-34 ¹	C24-XHD		MT-24	MTP-24		
2015-14	B335		24	575	MTX-34 ¹	C24-XHD		MT-24	MTP-24		
2013-09	B350		24	575	MTX-34 ¹	C24-XHD		MT-24	MTP-24		
2009-01	B400		24	575	MTX-34 ¹	C24-XHD		MT-24	MTP-24		
2009-05	B60		24	575	MTX-34 ¹	C24-XHD		MT-24	MTP-24		
2009-04	B65		24	575	MTX-34 ¹	C24-XHD		MT-24	MTP-24		
Beuthling Mfg. Co. • Static & Vibratory Compactors											
1988-84	B100		24	460	MTX-34 ¹	C24-XHD		MTP-24	MT-24		
1998-97	B100	Kohler	24	460	MTX-34 ¹	C24-XHD		MTP-24	MT-24		
1998-97	B100	Kubota	34	685	MTX-34			MTP-34	MT-34		
2009-02	B105		24	575	MTX-34 ¹	C24-XHD		MT-24	MTP-24		
1998-97	B150		24	460	MTX-34 ¹	C24-XHD		MTP-24	MT-24		
1996-83	B200, B200T		24	460	MTX-34 ¹	C24-XHD		MTP-24	MT-24		
1998-97	B200, B300		34	685	MTX-34			MTP-34	MT-34		

Year	Model	Engine/Options	Group Size	Rating (CCA/AH)	AGM	XHD/MHD	ECL	Alternate 1	Alternate 2
Beuthling Mfg. Co. • Static & Vibratory Compactors (continued)									
1988-82	B300, B300T		24	460	MTX-34 ¹	C24-XHD		MTP-24	MT-24
2000-99	B325		24	460	MTX-34 ¹	C24-XHD		MTP-24	MT-24
1996-88	B350		34	685	MTX-34			MTP-34	MT-34
1988-87	B400		34	685	MTX-34			MTP-34	MT-34
1988-85	B50		U1	230			SP-40	SP-35	SP-30
1996-89	B60		U1	230			SP-40	SP-35	SP-30
Blastcrete • Cement/Mortar Mixers									
2015	D6528, MX-10, RMX-5000		36R	650				MT-36R	
Blaw-Knox • Bituminous Paver Finishers									
1982-76	DD 4-53		8D	935	8D-AGMX	8D-XHD		8D-MHD	
1991-87	PF-110T, PF-110W		24	370	MTX-34 ¹	C24-XHD		MTP-24	MT-24
1991-76	PF-115		24	370	MTX-34 ¹	C24-XHD		MTP-24	MT-24
1988-76	PF-120, PF-35		24	280	MTX-34 ¹	C24-XHD		MTP-24	MT-24
1988-76	PF-120H		8D	935	8D-AGMX	8D-XHD		8D-MHD	
1992-87	PF-150, PF-171		24	370	MTX-34 ¹	C24-XHD		MTP-24	MT-24
1992-87	PF-172, PF-200		8D	935	8D-AGMX	8D-XHD		8D-MHD	
1992-76	PF-180DD, PF-180H, PF-180JD, PF-220, PF-500		8D	935	8D-AGMX	8D-XHD		8D-MHD	
1988-77	PF-22		24	280	MTX-34 ¹	C24-XHD		MTP-24	MT-24
Blaw-Knox • Road Wideners									
1992-76	DD-5, JD-5		8D	935	8D-AGMX	8D-XHD		8D-MHD	
1992-81	RW-100		8D	935	8D-AGMX	8D-XHD		8D-MHD	
1992-76	RW-38		24	280	MTX-34 ¹	C24-XHD		MTP-24	MT-24
1982-76	RW-5	Ford	24	280	MTX-34 ¹	C24-XHD		MTP-24	MT-24
Blockbuster • Forestry Equipment Stationary									
2015	14-12, 15-20		31T	650	31-AGM7	31-MHD	31-ECL	31-LHD	31-VHD
2015	18-20, 22-20, 22-22		34	700	MTX-34			MTP-34	MT-34
Bobcat • Compact (Mini) Excavators									
2007-02	316		22	325	DI*				
2009-06	323, 425		26	530				MT-26	
2010-06	430		24	950	DI*				
2010-08	435		24	950	DI*				
2013-05	444		24	950	DI*				
2014-09	E32/E35	Opt	26	530				MT-26	
2014-09	E32/E35		24	600	MTX-34 ¹			MTP-24	MT-24
2014-10	E42/E45		24	600	MTX-34 ¹			MTP-24	MT-24
2014-10	E42/E45, E50/E55	Opt	26	530				MT-26	
Bobcat • Compact Tracked Loaders									
2015	MT52, MT55		26	530				MT-26	
2014-04	MT52/MT55		26	530				MT-26	
2014-11	S750 M Series, S850 M Series, T750 M Series, T770 M Series, T870 M Series		31T	950	31-AGMX	31-MHD		31-XHD	
2011-10	S850, T870		31T	950	31-AGMX	31-MHD		31-XHD	
2012-09	T110		24	600	MTX-34 ¹			MTP-24	MT-24
2012-03	T180		24	600	MTX-34 ¹			MTP-24	MT-24
2012-01	T190		24	600	MTX-34 ¹			MTP-24	MT-24
2009-03	T250		31T	950	31-AGMX	31-MHD		31-XHD	
2004-02	T300		31T	950	31-AGMX	31-MHD		31-XHD	
2010-07	T320		31T	950	31-AGMX	31-MHD		31-XHD	
2015	T630 M Series		24	600	MTX-34 ¹			MTP-24	MT-24
2015	T630 M Series		24	600	MTX-34 ¹	C78DT-XHD		MTP-24	MT-24
2015	T630 M Series	Opt	31T	950	31-AGMX	31-MHD		31-XHD	
2015	T630 M Series	Opt	31T	950	31-AGMX	31-MHD		31-XHD	
2014-11	T630 M Series, T650 M Series		24	600	MTX-34 ¹			MTP-24	MT-24
2014-11	T630 M Series, T650 M Series	Opt	31T	950	31-AGMX	31-MHD		31-XHD	
2010-09	T650		24	600	MTX-34 ¹			MTP-24	MT-24
2010-09	T650	Opt	31T	950	31-AGMX	31-MHD		31-XHD	
2015	T650 M Series		24	600	MTX-34 ¹			MTP-24	MT-24
2015	T650 M Series		24	600	MTX-34 ¹	C78DT-XHD		MTP-24	MT-24
2015	T650 M Series	Opt	31T	950	31-AGMX	31-MHD		31-XHD	
2015	T650 M Series	Opt	31T	950	31-AGMX	31-MHD		31-XHD	
2015	T750 M Series		31T	950	31-AGMX	31-MHD		31-XHD	
2015	T750 M Series		31T	950	31-AGMX	31-MHD		31-XHD	
2015	T770 M Series		31T	950	31-AGMX	31-MHD		31-XHD	
2015	T770 M Series		31T	950	31-AGMX	31-MHD		31-XHD	
2015	T870 M Series		31T	950	31-AGMX	31-MHD		31-XHD	
2015	T870 M Series		31T	950	31-AGMX	31-MHD		31-XHD	
Bobcat • Mini Excavators									
2015	E32, E35, E42, E45	Opt	26	530				MT-26	
2015	E32, E35, E42, E45		24	600	MTX-34 ¹			MTP-24	MT-24
2015	E50, E55		26	530				MT-26	
2017-15	E55		26	540				MT-26 ^{4B}	
2017-15	E55	Opt	24	650	MTX-34 ¹	C78DT-XHD		MTP-24	MTP-78DT

For footnotes, see inside back cover. Notas al Pie de Página 468. Référence de Bas de Page 508.

DI* Distributor Item, contact your Interstate Distributor. Artículo del Distribuidor DI*, comuníquese con su Distribuidor de Interstate. Article de distributeur DI*, communiquez avec votre distributeur Interstate.

Automotive & Light Truck
Automotrices y Camiones Livianos
Automobile et Camionnette

Heavy-Duty Truck
Camiones Para Servicio Pesado
Poids Lourds

Agriculture
Agrícola
Agriculture

Industrial
Industrial
Industrial

Lawn & Garden
Césped y Jardín
Jardin et Pelouse

Powersports
Vehículos Deportivos
Sports Motorisés

Reference
Referencia
Référence

	Year	Model	Engine/Options	Group Size	Rating (CCA/AH)	AGM	XHD/MHD	ECL	Alternate 1	Alternate 2	
Automotive & Light Truck Automotrices y Camiones Livianos Automobile et Camionnette	Bobcat • Skid-Steer Loaders										
	2004-02	322		26	530				MT-26		
	2006	323		26	530				MT-26		
	2011-02	325		26	530				MT-26		
	2007-02	328, 331, 331E, 334, 341		26	530				MT-26		
	2007-06	329		26	530				MT-26		
	2010-07	335		26	530				MT-26		
	2010-02	337		26	530				MT-26		
	2004	430		24	950	DI*					
	2003	430 ZHS, 435/435 ZHS		24	950	DI*					
Heavy-Duty Truck Camiones Para Servicio Pesado Poids Lourds	2007-06	430H, 435H		24	950	DI*					
	2007-02	442, 442S		24	950	DI*					
	2007-01	463		24	950	DI*					
	2002	500K, 5600 Work Machine, 773, 883		24	600	MTX-34 ¹			MTP-24	MT-24	
	2006-02	553		24	600	MTX-34 ¹			MTP-24	MT-24	
	2011-03	A300, A300AWS		31T	950	31-AGMX	31-MHD		31-XHD		
	2015-11	A770		31T	950	31-AGMX	31-MHD		31-XHD		
	2015	A770 AWS, S750 M Series		31T	950	31-AGMX	31-MHD		31-XHD		
	2014-11	A770AWS		31T	950	31-AGMX	31-MHD		31-XHD		
	2012-07	S100		24	600	MTX-34 ¹			MTP-24	MT-24	
Agriculture Agrícola Agriculture	2012-05	S130, S175		24	600	MTX-34 ¹			MTP-24	MT-24	
	2012-03	S150, S160		24	600	MTX-34 ¹			MTP-24	MT-24	
	2012-05	S175	Opt	26	530				MT-26		
	2012-02	S185		31T	950	31-AGMX	31-MHD		31-XHD		
	2012-02	S185, S205	Opt	26	530				MT-26		
	2012-05	S205		31T	950	31-AGMX	31-MHD		31-XHD		
	2004-03	S220, T250, T300, V518C, V723, V723F, V723L, Versa Handler TTC - V518		31T	950	31-AGMX	31-MHD		31-XHD		
	2011-01	S250		31T	950	31-AGMX	31-MHD		31-XHD		
	2011-02	S300		31T	950	31-AGMX	31-MHD		31-XHD		
	2010-07	S330		31T	950	31-AGMX	31-MHD		31-XHD		
Industrial Industrial Industriel	2011-09	S630		24	600	MTX-34 ¹			MTP-24	MT-24	
	2011-09	S630	Opt	31T	950	31-AGMX	31-MHD		31-XHD		
	2015-11	S630 M Series, S650 M Series		24	600	MTX-34 ¹			MTP-24	MT-24	
	2015-11	S630 M Series, S650 M Series	Opt	31T	950	31-AGMX	31-MHD		31-XHD		
	2012-08	S70		24	600	MTX-34 ¹			MTP-24	MT-24	
	2015	S750 M Series		31T	950	31-AGMX	31-MHD		31-XHD		
	2015	S850 M Series		31T	950	31-AGMX	31-MHD		31-XHD		
	2015	S850 M Series		31T	950	31-AGMX	31-MHD		31-XHD		
	2004-03	T190		24	600	MTX-34 ¹			MTP-24	MT-24	
	2006	T190		24	600	MTX-34 ¹			MTP-24	MT-24	
Lawn & Garden Césped y Jardín Jardin et Pelouse	2006	T250, T300		31T	950	31-AGMX	31-MHD		31-XHD		
	2007-02	Toolcat - 5600		24	600	MTX-34 ¹			MTP-24	MT-24	
	2007-02	Toolcat - 5600	Opt	31A	950		31P-MHD				
	2007-06	V518, V518C, V638CB, V638CN, V723, V723F, V723L, Versa Handler TTC - V518		31T	950	31-AGMX	31-MHD		31-XHD		
	Bobcat • Telescopic Handler										
	2017-15	T2250		26	540				MT-26 ⁴⁸		
	Bobcat • Utility Vehicles										
	2004-03	2100(S), 2200	Gas	26	550				MT-26		
	BOMAG USA • Compactors										
	1997-87	BC601		8D	900	8D-AGMX	8D-XHD		8D-MHD		
1997-96	BC670RB		8D	900	8D-AGMX	8D-XHD		8D-MHD			
1986-80	K350/P		8D	1250	8D-AGMX	8D-MHD					
1990-86	K351, K451		8D	1250	8D-AGMX	8D-MHD					
BOMAG USA • Rollers: Static & Vibratory											
2015-11	BW11AS, BW11RH, BW5AS, BW9AS, BW9ASW		31T	950	31-AGMX	31-MHD		31-XHD			
2015-11	BW266AD-4, BW284AD		4D	750	4D-AGMX	4D-XHD					
2015-14	BW278AD-4, BW278AD-4 AM		4D	750	4D-AGMX	4D-XHD					
BOMAG USA • Soil Compactors											
2015-07	BW124DH		49	600	MTX-49/H8			MT-49/H8	MTP-49/H8		
2015	BW124PDH-40		49	600	MTX-49/H8			MT-49/H8	MTP-49/H8		
2015-08	BW145-40 Series		4D	750	4D-AGMX	4D-XHD					
2015-07	BW177D-40, BW177DH-40, BW211-40 Series, BW213DH-40, BW213PDH-40		4D	750	4D-AGMX	4D-XHD					
2015-11	BW177PDH-40		4D	750	4D-AGMX	4D-XHD					
BOMAG USA • Soil Stabilizers & Recyclers											
1997-77	MPH100		4D	775	4D-AGMX	4D-XHD					
1993	MPH120		4DLT ²	715				4DLT-VHD			
1984-82	MPH50		31T	625	31-AGM7	31-MHD	31-ECL	31-LHD	31-VHD		
BOMAG USA • Steel-Wheeled Rollers											
1989-85	BW10AS, BW12AS		31T	600	31-AGM7	31-MHD	31-ECL	31-LHD	31-VHD		
1997	BW11AS, BW5AS, BW9AS		31T	950	31-AGMX	31-MHD		31-XHD			

Year	Model	Engine/Options	Group Size	Rating (CCA/AH)	AGM	XHD/MHD	ECL	Alternate 1	Alternate 2
BOMAG USA • Vibratory Compactors									
1997-94	BW11R		31T	950	31-AGMX	31-MHD		31-XHD	
1989-86	BW4AS, BW6AS		31T	600	31-AGM7	31-MHD	31-ECL	31-LHD	31-VHD
1997-91	BW100AC		49	600	MTX-49/H8			MT-49/H8	MTP-49/H8
1997-91	BW100AD		47	420	MTX-47/H5			MT-47/H5	
1997-92	BW100ADM		49	600	MTX-49/H8			MT-49/H8	MTP-49/H8
1999-93	BW105		48	440	MTX-48/H6			MT-48/H6	MTP-48/H6
1993-89	BW1050, BW650, BW850		48	440	MTX-48/H6			MT-48/H6	MTP-48/H6
1989-85	BW10AS		31T	600	31-AGM7	31-MHD	31-ECL	31-LHD	31-VHD
1991-89	BW118AD		49	600	MTX-49/H8			MT-49/H8	MTP-49/H8
2014-11	BW11AS		31T	950	31-AGMX	31-MHD		31-XHD	
1997-85	BW120AC		49	600	MTX-49/H8			MT-49/H8	MTP-49/H8
1997-85	BW120AD		27	500	MTX-34 ¹			MT-27	
1983-82	BW121AD		47	420	MTX-47/H5			MT-47/H5	
1989-88	BW122D		49	600	MTX-49/H8			MT-49/H8	MTP-49/H8
1991-88	BW122PD		49	600	MTX-49/H8			MT-49/H8	MTP-49/H8
1997-94	BW124D, BW124PD, BW124PDB		49	600	MTX-49/H8			MT-49/H8	MTP-49/H8
1997-95	BW125AC, BW125ADH, BW141AD-2		49	600	MTX-49/H8			MT-49/H8	MTP-49/H8
1994-85	BW12R		31T	725	31-AGM7	31-MHD		31-LHD	31-XHD
1994-85	BW130AC, BW130AD, BW135AC, BW135AD		49	600	MTX-49/H8			MT-49/H8	MTP-49/H8
1997-95	BW137AD, BW138AD		31T	950	31-AGMX	31-MHD		31-XHD	
1983-82	BW140AD		4D	775	4D-AGMX	4D-XHD			
1991-85	BW141AD		4D	600	4D-AGMX	4D-XHD			
1997-92	BW141AD		4D	750	4D-AGMX	4D-XHD			
1995-85	BW141AD-1		49	600	MTX-49/H8			MT-49/H8	MTP-49/H8
1997-86	BW142A, BW142AD, BW142PD, BW142PDB		31T	600	31-AGM7	31-MHD	31-ECL	31-LHD	31-VHD
1997-94	BW144AD-2, BW151AD-2		31T	600	31-AGM7	31-MHD	31-ECL	31-LHD	31-VHD
1997-94	BW144AD-2, BW2, BW219		4D	750	4D-AGMX	4D-XHD			
1994-85	BW151AD, BW154AD		4D	750	4D-AGMX	4D-XHD			
1988-85	BW160AD1, BW160AD2		4D	750	4D-AGMX	4D-XHD			
1997-89	BW160AS		4D	750	4D-AGMX	4D-XHD			
1994-88	BW161, BW164		31T	600	31-AGM7	31-MHD	31-ECL	31-LHD	31-VHD
1993-86	BW16R, BW20R		31T	725	31-AGM7	31-MHD		31-LHD	31-XHD
1997-93	BW16R, BW20R		4D	750	4D-AGMX	4D-XHD			
1983-82	BW170, BW170D, BW170PD		31T	625	31-AGM7	31-MHD	31-ECL	31-LHD	31-VHD
1997-85	BW172		31T	600	31-AGM7	31-MHD	31-ECL	31-LHD	31-VHD
1997-84	BW202		31T	600	31-AGM7	31-MHD	31-ECL	31-LHD	31-VHD
1997-82	BW210, BW212, BW213, BW214		4D	750	4D-AGMX	4D-XHD			
1997-91	BW217		4D	750	4D-AGMX	4D-XHD			
1984-77	BW220AD		4D	750	4D-AGMX	4D-XHD			
2014-07	BW266AD-4		4D	750	4D-AGMX	4D-XHD			
1997-93	BW65, BW85		48	440	MTX-48/H6			MT-48/H6	MTP-48/H6
1987-86	BW90AD		47	420	MTX-47/H5			MT-47/H5	
1992-86	BW90ADL		48	440	MTX-48/H6			MT-48/H6	MTP-48/H6
1997-94	BW9R		31T	625	31-AGM7	31-MHD	31-ECL	31-LHD	31-VHD
Bor-It • Horizontal Boring Machines									
2015	Model 20, Model 24, Model 30, Model 36, Model 42, Model 48, Model 54, Model 60		4	975		4-XHD			
Boxer • Compact Tracked Loaders									
2015	320, 322D		35	300	MTX-35			MTP-35	MT-35
2015	532DX		51	500	SC51DA			MT-51	
Breaker • Underground Mining Equipment Self-Propelled									
2015	LP-12 Base Carrier, LP-15 Base Carrier		31T	950	31-AGMX	31-MHD		31-XHD	
Broderson Manufacturing Corp. (BMC) • Industrial Cranes									
1985-82	IC-180-1A	Gas	24	470	MTX-34 ¹	C24-XHD		MTP-24	MT-24
1985-82	IC-180-1A	Dsl	27	540	MTX-34 ¹			MT-27	
1986-85	IC-200-1A, IC-200-2A	Dsl	27	540	MTX-34 ¹			MT-27	
1991-85	IC-200-1A, IC-200-2A	Gas	24	550	MTX-34 ¹	C24-XHD		MTP-24	MT-24
1991-87	IC-200-1A, IC-200-2A	Dsl	31T	625	31-AGM7	31-MHD	31-ECL	31-LHD	31-VHD
1991-87	IC-200-1A, IC-200-2A	Dsl	31T	950	31-AGMX	31-MHD		31-XHD	
1991-89	IC-200-1A, IC-200-2A	Gas	24	470	MTX-34 ¹	C24-XHD		MTP-24	MT-24
1998-88	IC-200-1B, IC-200-2B	Gas	24	550	MTX-34 ¹	C24-XHD		MTP-24	MT-24
1998-88	IC-200-1B, IC-200-2B	Dsl	31T	950	31-AGMX	31-MHD		31-XHD	
2000-97	IC-200-1C, IC-200-2C	Gas	27	770	MTZ-34 ¹			MT-27	
2000-97	IC-200-1C, IC-200-2C	Dsl	31T	990	31-AGMX	31-XHD		31-MHD	⁴⁸
2000-99	IC-200-3D		27	770	MTZ-34 ¹			MT-27	
1986-84	IC-20-1A	Dsl	24	550	MTX-34 ¹	C24-XHD		MTP-24	MT-24
1989-84	IC-20-1A	Gas	24	470	MTX-34 ¹	C24-XHD		MTP-24	MT-24
1989-87	IC-20-1A, IC-80-1B	Dsl	31T	625	31-AGM7	31-MHD	31-ECL	31-LHD	31-VHD
1997-90	IC-20-D, IC-20-E	Gas	24	550	MTX-34 ¹	C24-XHD		MTP-24	MT-24
1997-90	IC-20-D, IC-20-E	Dsl	31T	950	31-AGMX	31-MHD		31-XHD	
1997-92	IC-35A, IC-35B		24	550	MTX-34 ¹	C24-XHD		MTP-24	MT-24

Automotive & Light Truck
Automotrices y Camiones Livianos
Automobile et Camionnette

Heavy-Duty Truck
Camiones Para Servicio Pesado
Poids Lourds

Agriculture
Agrícola
Agriculture

Industrial
Industrial

Lawn & Garden
Césped y Jardín
Jardin et Pelouse

Powersports
Vehículos Deportivos
Sports Motorises

Reference
Referencia
Référence

For footnotes, see inside back cover. Notas al Pie de Página 468. Référence de Bas de Page 508.
Di* Distributor item, contact your Interstate Distributor. Artículo del Distribuidor Di*, comuníquese con su Distribuidor de Interstate. Article de distributeur Di*, communiquez avec votre distributeur Interstate.

	Year	Model	Engine/Options	Group Size	Rating (CCA/AH)	AGM	XHD/MHD	ECL	Alternate 1	Alternate 2	
Automotive & Light Truck Automotrices y Camiones Livianos Automobile et Camionnette	Broderson Manufacturing Corp. (BMC) • Industrial Cranes (continued)										
	1986-82	IC-80-1B	Dsl	27	540	MTX-34 ¹			MT-27		
	1989-82	IC-80-1B	Gas	24	470	MTX-34 ¹	C24-XHD		MTP-24	MT-24	
	1995-87	IC-80-1D, IC-80-2D	Gas	24	550	MTX-34 ¹	C24-XHD		MTP-24	MT-24	
	1995-87	IC-80-1D, IC-80-2D	Gas	31T	950	31-AGMX	31-MHD		31-XHD		
	1997-87	IC-80-1D, IC-80-2D	Dsl	24	550	MTX-34 ¹	C24-XHD		MTP-24	MT-24	
	1997-87	IC-80-1D, IC-80-2D	Dsl	31T	950	31-AGMX	31-MHD		31-XHD		
	1997-95	IC-80-1E, IC-80-2E, IC-80-3E	Gas	24	550	MTX-34 ¹	C24-XHD		MTP-24	MT-24	
	1997-95	IC-80-1E, IC-80-2E, IC-80-3E	Dsl	31T	950	31-AGMX	31-MHD		31-XHD		
	1999-98	IC-80-1F, IC-80-2F, IC-80-3F	Gas	27	770	MTZ-34 ¹			MT-27		
Heavy-Duty Truck Camiones Para Servicio Pesado Poids Lourd	Broderson Manufacturing Corp. (BMC) • Mobile Hydraulic Hammers										
	1992-79	MH-42-B	Gas	27	550	MTX-34 ¹			MT-27		
	1992-79	MH-42-B	Dsl	31T	950	31-AGMX	31-MHD		31-XHD		
	1997-93	MH-42F	Ford	24	550	MTX-34 ¹	C24-XHD		MTP-24	MT-24	
	1997-93	MH-42F	Cummins	31T	950	31-AGMX	31-MHD		31-XHD		
1997-93	MH-42F	John Deere	31T	950	31-AGMX	31-MHD		31-XHD			
Agriculture Agrícola Agriculture	Broderson Manufacturing Corp. (BMC) • Pneumatic Compactors										
	1997-94	BW11R		31T	950	31-AGMX	31-MHD		31-XHD		
	1997-94	BW9R		31T	625	31-AGM7	31-MHD	31-ECL	31-LHD	31-VHD	
Industrial Industrial Industriel	Broderson Manufacturing Corp. (BMC) • Rough Terrain Cranes										
	1997-91	RT-300-A, RT-300-B		31T	950	31-AGMX	31-MHD		31-XHD		
	1985-81	RTR-180	Gas	24	470	MTX-34 ¹	C24-XHD		MTP-24	MT-24	
	1985-81	RTR-180, RTR-180-1A	Dsl	27	540	MTX-34 ¹			MT-27		
	1991-85	RTR-2001A, RTR-2002A, RTR-2003A	Gas	24	470	MTX-34 ¹	C24-XHD		MTP-24	MT-24	
	1998-85	RTR-2001A, RTR-2002A, RTR-2003A	Dsl	31T	950	31-AGMX	31-MHD		31-XHD		
	1989-87	RTR-200-1B, RTR-2B	John Deere	31T	950	31-AGMX	31-MHD		31-XHD		
	1995-91	RTR-200-1B, RTR-2B	Ford	24	470	MTX-34 ¹	C24-XHD		MTP-24	MT-24	
	1995-91	RTR-200-1B, RTR-2B	Cummins	31T	950	31-AGMX	31-MHD		31-XHD		
	1986-81	RTR-80A, RTR-B	Dsl	27	540	MTX-34 ¹			MT-27		
	1988-87	RTR-80A, RTR-B	Dsl	31T	625	31-AGM7	31-MHD	31-ECL	31-LHD	31-VHD	
	1989-81	RTR-80A, RTR-B	Gas	24	470	MTX-34 ¹	C24-XHD		MTP-24	MT-24	
	1990	RTR-80A, RTR-B	Gas	24	550	MTX-34 ¹	C24-XHD		MTP-24	MT-24	
1990-89	RTR-80A, RTR-B	Dsl	31T	950	31-AGMX	31-MHD		31-XHD			
Lawn & Garden Césped y Jardín Jardin et Pelouse	Brookville • Mining Locomotives										
	2015	15-Ton Mining Locomotive, 18-Ton Mining Locomotive, 20-Ton Mining Locomotive, 22-Ton Mining Locomotive		34 ³³	775	MTZ-34					
	2015	25-Ton Mining Locomotive, 30-Ton Mining Locomotive, 31T Jitney (Carrier), Mining Locomotive, Personnel Carrier		31T	1000	31-AGMX	31-XHD				
Powersports Vehículos Deportivos Sports Motorisés	Brookville • Mining Personnel Carriers										
	2015	4 Man Jeepster		31T	1000	31-AGMX	31-XHD				
	Brookville • Mining Utility Vehicles										
	2015	15 Ton 20 Man Tractor (Rubber Tire)		34 ³³	775	MTZ-34					
	Brookville • Underground Mining Equipment Self-Propelled										
2015	2-Man Maintenance Vehicle		34 ³³	775	MTZ-34						
2015	8-Man Maintenance Vehicle		31T	1000	31-AGMX	31-XHD					
Reference Referencia Référence	Bros Road Machinery • Double Drum Rollers										
	1984-81	VM-255		30H	490				29H-VHD		
	1984-80	VM-268, VM-278		4D	760	4D-AGMX	4D-XHD				
	Bros Road Machinery • Rollers										
	1984-76	SP-3000	Gas	30H	490				29H-VHD		
	1978-76	SP-3500D	Gas	24	225	MTX-34 ¹	C24-XHD		MTP-24	MT-24	
	1984-76	SP-4000	Dsl	30H	380				29H-VHD		
	1984-76	SP-4000	Gas	30H	380				29H-VHD		
	1984-76	SP-6000B		4D	760	4D-AGMX	4D-XHD				
	1984-76	LSPRM-8A		4D	760	4D-AGMX	4D-XHD				
1984-81	Reclaimer I		4D	760	4D-AGMX	4D-XHD					
Bros Road Machinery • Vibra Pactors											
1984-82	168D, 168P, 168S		4D	760	4D-AGMX	4D-XHD					
1976	SP-845		30H	380				29H-VHD			
1982-76	SPV-627, SPV-627D		4D	760	4D-AGMX	4D-XHD					
1984-76	SPV-735, SPV-735VA		4D	760	4D-AGMX	4D-XHD					
Brown • Portable/Walk-Behind Trenchers											
2015	F-1202 Trench Master, F-704 Trench Master, F-904 Trench Master		U1	330				SP-40	SP-35 ⁴⁸		
Brown Bear • Forestry Equipment Self-Propelled											
2015	FS 4000 Brush Cutter, FS 5000 Brush Cutter		27F	710	SC27FDA			MTP-27F			
2016	FS 4000 Brush Cutter, FS 5000 Brush Cutter		27F	710	SC27FDA			MTP-27F			
2017	FS 4000 Brush Cutter, FS 5000 Brush Cutter		27F	710	SC27FDA			MTP-27F			

Year	Model	Engine/Options	Group Size	Rating (CCA/AH)	AGM	XHD/MHD	ECL	Alternate 1	Alternate 2
Bucyrus-Erie Company • Cranes									
1984-76	110 Ton		8D	900	8D-AGMX	8D-XHD		8D-MHD	
1984-78	1200-C		4D	640	4D-AGMX	4D-XHD			
2004	2570 WS		8D	850	8D-AGMX	8D-XHD		8D-MHD	
2004-02	7820, 8050, 8200, 8750		8D	850	8D-AGMX	8D-XHD		8D-MHD	
Bucyrus-Erie Company • Cranes, Draglines, Shovels									
1978-76	38B	CAT 3306	4D	640	4D-AGMX	4D-XHD			
1978-76	38B	Cummins, GM 4-71N, GM 6-71N	8D	900	8D-AGMX	8D-XHD		8D-MHD	
1984-76	38B2	CAT 3306	8D	900	8D-AGMX	8D-XHD		8D-MHD	
1984-76	38B2, 61B, 71B, D-333CT	Cummins	8D	900	8D-AGMX	8D-XHD		8D-MHD	
1984-76	38B2, D-333CT	GM 6-71N	8D	900	8D-AGMX	8D-XHD		8D-MHD	
2002	495HR/HF		8D	850	8D-AGMX	8D-XHD		8D-MHD	
1984-76	61B	GM 8V-71N	8D	900	8D-AGMX	8D-XHD		8D-MHD	
1984-77	61B	CAT 3406	8D	900	8D-AGMX	8D-XHD		8D-MHD	
1984-76	65D	Cummins, GM 8V-71N	8D	900	8D-AGMX	8D-XHD		8D-MHD	
1984-76	71B	CAT 3406T	8D	900	8D-AGMX	8D-XHD		8D-MHD	
1984-76	71B	GM 12V-71	8D	900	8D-AGMX	8D-XHD		8D-MHD	
1985-76	88B	Cummins, KT-1 150-C450, GM 12V-71N	8D	900	8D-AGMX	8D-XHD		8D-MHD	
1984-76	C-160	GM 4-71, DD3-71N, DD4-71N	8D	900	8D-AGMX	8D-XHD		8D-MHD	
1984-76	D-333CT	CAT 3306	4D	640	4D-AGMX	4D-XHD			
1984-76	D-333CT	GM 4-71N	8D	900	8D-AGMX	8D-XHD		8D-MHD	
Bucyrus-Erie Company • Hydraulic Hoes									
1978-76	20-H	V903C-265	4D	640	4D-AGMX	4D-XHD			
1979-76	20-H	CAT 3304	4D	640	4D-AGMX	4D-XHD			
1979-76	20-H	GM 4-71N	8D	900	8D-AGMX	8D-XHD		8D-MHD	
1979-76	20-H	V504-C210	8D	900	8D-AGMX	8D-XHD		8D-MHD	
1984-79	300-H		4D	640	4D-AGMX	4D-XHD			
1979-76	30-H	Cummins, V903C-265	4D	640	4D-AGMX	4D-XHD			
1979-76	30-H	Cummins, CAT 3306	8D	900	8D-AGMX	8D-XHD		8D-MHD	
1979-76	30-H	Cummins, GM 6V-71N	8D	900	8D-AGMX	8D-XHD		8D-MHD	
1984-78	325-H		4D	640	4D-AGMX	4D-XHD			
1984-76	350-H		8D	900	8D-AGMX	8D-XHD		8D-MHD	
1984-81	400-H, 500-H		27	620	MTX-34 ¹			MT-27	
1980-76	40-H	Cummins	8D	900	8D-AGMX	8D-XHD		8D-MHD	
1980-76	40-H	GM 12V-71N	8D	900	8D-AGMX	8D-XHD		8D-MHD	
1978-76	45-C	Cummins	4D	640	4D-AGMX	4D-XHD			
1978-76	45-C	GM 6V-53	8D	900	8D-AGMX	8D-XHD		8D-MHD	
1984-77	60XC, 90XC		27	620	MTX-34 ¹			MT-27	
1979-76	65-C	Cummins, GM 6-71	8D	900	8D-AGMX	8D-XHD		8D-MHD	
Bucyrus-Erie Company • Hydrocranes									
1984-77	25XC, 30XC		4D	640	4D-AGMX	4D-XHD			
1978-76	40C		4D	640	4D-AGMX	4D-XHD			
1976	H3	H3 W/IHC UD-236	4D	640	4D-AGMX	4D-XHD			
Bucyrus-Erie Company • Rigid Haul Trucks									
2011-10	MT 3300 AC, MT 3700 AC, MT 4400 AC, MT 5500 AC, MT 6300 AC		31T ³	900	31-AGMX	31-MHD		31-XHD	
Bucyrus-Erie Company • Rotary Drills									
1984-76	10-R, 45-R		8D	900	8D-AGMX	8D-XHD		8D-MHD	
1984-76	22-W	Hercules D-2000	4D	640	4D-AGMX	4D-XHD			
1984-76	36-L, 40-R	Cummins	8D	900	8D-AGMX	8D-XHD		8D-MHD	
1984-76	40-R	GM 8V-71	8D	900	8D-AGMX	8D-XHD		8D-MHD	
1984-76	60-R	Cummins, GM 16V-71	8D	900	8D-AGMX	8D-XHD		8D-MHD	
Burco, Inc. • Engine Drive Welders									
1993-90	Stud Pak 1600, Stud Pak 2600		30H	650				29H-VHD	
1993-92	Stud Pak 3000		30H	650				29H-VHD	
2004-02	TS 2X400 SX/EL - PL	Perkins	30H	660				29H-VHD	
1993-92	XL100		4DLT	815				4DLT-VHD	
Burco, Inc. • Irrigation Generators									
1993-78	IG 460-10, IG 460-12, IG 460-15, IG 460-20		30H	650				29H-VHD	
1993-80	IG 460-7.5		24	425	MTX-34 ¹	C24-XHD		MTP-24	MT-24
Burco, Inc. • Irrigation Pumps									
1993-78	IP 1200, IP 1750, IP 700, IP 860		4DLT	815				4DLT-VHD	
1993-78	IP 320, IP 550		30H	650				29H-VHD	

Automotive & Light Truck
Automotrices y Camiones Livianos
Automobile et Camionette

Heavy-Duty Truck
Camiones Para Servicio Pesado
Poids Lourd

Agriculture
Agrícola
Agriculture

Industrial
Industrial
Industrial

Lawn & Garden
Césped y Jardín
Jardin et Pelouse

Powersports
Vehículos Deportivos
Sports Motorises

Reference
Referencia
Référence

For footnotes, see inside back cover. Notas al Pie de Página 468. Référence de Bas de Page 508.

Di* Distributor item, contact your Interstate Distributor. Artículo del Distribuidor Di*, comuníquese con su Distribuidor de Interstate. Article de distributeur Di*, communiquez avec votre distributeur Interstate.

	Year	Model	Engine/Options	Group Size	Rating (CCA/AH)	AGM	XHD/MHD	ECL	Alternate 1	Alternate 2	
Automotive & Light Truck Automotrices y Camiones Livianos Automobile et Camionnette	Burco, Inc. • Portable Air Compressors										
	1977-76	AJ-157, AJ-79, JW-156, JW-156L, JW-600, JW-78L		4D	700	4D-AGMX	4D-XHD				
	1980-78	AJ-2		4D	900	4D-AGMX	4D-XHD				
	1977-76	JW-300		30H ²	570				29H-VHD		
	1977-76	JW-78		30H	570				29H-VHD		
Heavy-Duty Truck Camiones Para Servicio Pesado Poids Lourd	Burco, Inc. • Portable Generators										
	1990-84	CG130KW		Skid	30H ²	650				29H-VHD	
	1993-78	CG15KW, CG25KW, CG35KW			30H	650				29H-VHD	
	1990-81	CG160KW, CG260KW		Skid	30H ²	650				29H-VHD	
	1990-80	CG195KW		Skid	30H ²	650				29H-VHD	
	1993-80	CG45KW, CG55KW			4DLT	815				4DLT-VHD	
	1993-88	CG55KW		Enclosed	30H	650				29H-VHD	
	1990-80	CG5KW			30H ²	650				29H-VHD	
	1993-78	CG80KW			4DLT	815				4DLT-VHD	
	1993-78	CG8KW			24	425	MTX-34 ¹	C24-XHD		MTP-24	MT-24
	1990-81	CG95KW		Trailer	30H ²	650				29H-VHD	
	1993-91	SIL AMP 50, SIL AMP 70			30H	650				29H-VHD	
	Agriculture Agrícola Agriculture	Burro Crane Inc. • Locomotive Cranes									
1995-76		30		Dsl	5D ⁴	820				4-XHD	
1990-76		40		Dsl	8D	935	8D-AGMX	8D-XHD		8D-MHD	
1995-90		40		Dsl	8D	975	8D-AGMX	8D-XHD		8D-MHD	
1995-91		45			8D	975	8D-AGMX	8D-XHD		8D-MHD	
1995-81		50			8D	975	8D-AGMX	8D-XHD		8D-MHD	
1996		55			8D	975	8D-AGMX	8D-XHD		8D-MHD	
1995-90		66			8D	975	8D-AGMX	8D-XHD		8D-MHD	
1995		67			8D	975	8D-AGMX	8D-XHD		8D-MHD	
Industrial Industrial Industriel		CASE Corp. • Articulated Trucks									
		300 Series			N/A	140 Ah	DI*				
	CASE Corp. • Backhoe Loaders										
	2002	310G, 420D, JCB 214E			31T	850	31-AGMX	31-MHD		31-XHD	
	1981-76	380CK		Dsl	30H	570				29H-VHD	
	1989-86	480CK Series			30H	650				29H-VHD	
	1976	480CK Series B		Dsl	2N	450	DI*				
	1976	480CK Series B		Gas	30H	520				29H-VHD	
	1981-76	480CK Series C			30H	570				29H-VHD	
	1986-81	480CK Series D			30H	570				29H-VHD	
	1993-90	480CK Series F			30H	650				29H-VHD	
	2007-03	580 M Series 2, 580 Super M + Series 2, 580 Super M Series 2, 590 Super M Series 2			31T	850	31-AGMX	31-MHD		31-XHD	
	2007-02	580 M Turbo Series 2			31T	850	31-AGMX	31-MHD		31-XHD	
	2014-10	580 Super N (WT), 580N			49	850	MTX-49/H8			MT-49/H8	
	2003-02	580C			31T	850	31-AGMX	31-MHD		31-XHD	
1988-83	580CK Series E			31T	700	31-AGM7	31-MHD	31-ECL	31-LHD	31-XHD	
2011-01	580M			31T	850	31-AGMX	31-MHD		31-XHD		
2014-13	590 Super N			49	850	MTX-49/H8			MT-49/H8		
1993-91	590CK		Heavy Duty	28 ²	525		C24-XHD		MTP-24	MT-24	
1993-91	590CK			30H	650				29H-VHD		
1985-81	680CK Series H			31T	570	31-AGM7	31-MHD	31-ECL	31-VHD	31-LHD	
1981-76	780CK		Dsl	30H ²	570				29H-VHD		
1986-81	780CK Series B			30H ²	570				29H-VHD		
1988-86	780CK Series C			30H ²	650				29H-VHD		
1991-88	780CK Series D			30H ²	650				29H-VHD		
2004-02	960			31T	685	31-AGM7	31-MHD	31-ECL	31-LHD	31-XHD	
Lawn & Garden Césped y Jardín Jardin et Pelouse	CASE Corp. • Cable Layers										
	1983-76	475			4D	700	4D-AGMX	4D-XHD			
	CASE Corp. • Compact Excavators										
	2006	B Series, CX Series			N/A		DI*				
	CASE Corp. • Compact Tracked Loaders										
2015-13	SR160			31T	1000	31-AGMX	31-XHD				
2015-11	TR270, TV380			31T	1000	31-AGMX	31-XHD				
2013-11	TR320			31T	1000	31-AGMX	31-XHD				
Powersports Vehículos Deportivos Sports Motorisés	CASE Corp. • Compact Wheel Loaders										
	2007-06	E Series			N/A	92 Ah	DI*				
	2007-06	E340			N/A	170 Ah	DI*				
	CASE Corp. • Compactors/Rollers										
	2007-06	DV Series			N/A	92 Ah	DI*				
	2007-06	SV Series			N/A	170 Ah	DI*				
	CASE Corp. • Cranes										
	1980-76	1500, 1800, 2000, 2500			8D	975	8D-AGMX	8D-XHD		8D-MHD	
	1986-77	3330			30H	380				29H-VHD	
	1978-77	5550			8D	975	8D-AGMX	8D-XHD		8D-MHD	

Year	Model	Engine/Options	Group Size	Rating (CCA/AH)	AGM	XHD/MHD	ECL	Alternate 1	Alternate 2
CASE Corp. • Cranes (continued)									
1980-78	5550		31T	600	31-AGM7	31-MHD	31-ECL	31-LHD	31-VHD
1977-76	85RM2		29NF	300				29NF-VHD	
CASE Corp. • Crawler Dozers									
2000-93	1150 G Series		31T ²	750	31-AGM7	31-MHD		31-LHD	31-XHD
2006-03	1150 H Series		31T ²	750	31-AGM7	31-MHD		31-LHD	31-XHD
2013-06	1150 K Series		31T ²	750	31-AGM7	31-MHD		31-LHD	31-XHD
2014-08	1650L		31T ²	750	31-AGM7	31-MHD		31-LHD	31-XHD
2015	1650L Series, 650L		31T ²	750	31-AGM7	31-MHD		31-LHD	31-XHD
2015-11	1850K Series 3		31T ²	750	31-AGM7	31-MHD		31-LHD	31-XHD
2000-95	650 G Series		31T	750	31-AGM7	31-MHD		31-LHD	31-XHD
2002-00	650 H Series		31T ²	750	31-AGM7	31-MHD		31-LHD	31-XHD
2009-02	650 K Series		31T ²	750	31-AGM7	31-MHD		31-LHD	31-XHD
2014-09	650 L		31T ²	750	31-AGM7	31-MHD		31-LHD	31-XHD
2002-00	750 H Series, 850 H Series		31T ²	700	31-AGM7	31-MHD	31-ECL	31-LHD	31-XHD
2008-02	750 K Series, 850 K Series		31T ²	700	31-AGM7	31-MHD	31-ECL	31-LHD	31-XHD
2015-08	750L, 850L		31T ²	700	31-AGM7	31-MHD	31-ECL	31-LHD	31-XHD
2000-93	850 G Series		31T ²	700	31-AGM7	31-MHD	31-ECL	31-LHD	31-XHD
CASE Corp. • Crawler Loaders									
1993-89	1155E, 455C, 855E		31T	700	31-AGM7	31-MHD	31-ECL	31-LHD	31-XHD
CASE Corp. • Crawler Tractors									
1979-76	1150B		30H ²	570				29H-VHD	
1983-79	1150C		30H ²	570				29H-VHD	
1986-83	1150D	Dsl	30H ²	570				29H-VHD	
1993-86	1150E, 1155E		31T	700	31-AGM7	31-MHD	31-ECL	31-LHD	31-XHD
1980-76	1450		4D	700	4D-AGMX	4D-XHD			
1987-80	1450B		30H ²	570				29H-VHD	
1993-87	1550		31T	950	31-AGMX	31-MHD		31-XHD	
1979-76	350	Dsl	27	435	MTX-34 ¹			MT-27	
1983-79	350B		30H	570				29H-VHD	
1987-85	380B		27	605	MTX-34 ¹			MT-27	
1984-79	450B		4D	700	4D-AGMX	4D-XHD			
1993-84	450C		31T	950	31-AGMX	31-MHD		31-XHD	
1993-89	455C, 550E		31T	700	31-AGM7	31-MHD	31-ECL	31-LHD	31-XHD
1993-90	650E		31T	700	31-AGM7	31-MHD	31-ECL	31-LHD	31-XHD
1985-76	850, 850B, 850C		30H ²	570				29H-VHD	
1993-85	850E, 855C		31T	700	31-AGM7	31-MHD	31-ECL	31-LHD	31-XHD
CASE Corp. • Excavators, Crawlers									
1980-76	120C		8D	975	8D-AGMX	8D-XHD		8D-MHD	
1986-83	1280		4D	800	4D-AGMX	4D-XHD			
1986-83	1285, 1286		31T	600	31-AGM7	31-MHD	31-ECL	31-LHD	31-VHD
1977-76	35BC, 40BC		30H ²	380				29H-VHD	
1986-77	35D		31T	600	31-AGM7	31-MHD	31-ECL	31-LHD	31-VHD
1980-77	35DC, 40DC		31T	600	31-AGM7	31-MHD	31-ECL	31-LHD	31-VHD
1986-80	40E, 880C, 980C		31T	600	31-AGM7	31-MHD	31-ECL	31-LHD	31-VHD
1976	50BC		4D	700	4D-AGMX	4D-XHD			
1980-76	50DC		4D	800	4D-AGMX	4D-XHD			
1983-80	50E		4D	800	4D-AGMX	4D-XHD			
1978-76	880AC		4D	760	4D-AGMX	4D-XHD			
1980-78	880B, 980B		31T	600	31-AGM7	31-MHD	31-ECL	31-LHD	31-VHD
CASE Corp. • Excavators, Rubber Tired									
1981-77	1084, 1086		24	N/A	MTX-34 ¹	C24-XHD		MTP-24	
1986-83	1085, 1086, 1285, 1286		31T	600	31-AGM7	31-MHD	31-ECL	31-LHD	31-VHD
1993-90	1085C		31T	700	31-AGM7	31-MHD	31-ECL	31-LHD	31-XHD
1993-90	1186C	Forest	31T	700	31-AGM7	31-MHD	31-ECL	31-LHD	31-XHD
1993-89	1187C		31T	700	31-AGM7	31-MHD	31-ECL	31-LHD	31-XHD
1981-76	40DR		31T	600	31-AGM7	31-MHD	31-ECL	31-LHD	31-VHD
1983-81	40RE, 45RE		31T	600	31-AGM7	31-MHD	31-ECL	31-LHD	31-VHD
1981-77	45R		31T	600	31-AGM7	31-MHD	31-ECL	31-LHD	31-VHD
CASE Corp. • Forklifts									
1987-86	584 Series E, 585 Series E, 586 Series E		31T	700	31-AGM7	31-MHD	31-ECL	31-LHD	31-XHD
CASE Corp. • Log Skidders									
1976	600, 800, 825	Dsl	30H ²	570				29H-VHD	
1981-76	600, 800, 825	Dsl	29NF	300				29NF-VHD	
CASE Corp. • Skid-Steer Loaders									
2011-08	410 Series 3, 420 Series 3, 430 Series 3, 440 Series 3		49	850	MTX-49/H8			MT-49/H8	
2007-05	410, 420, 430, 440, 445		49	850	MTX-49/H8			MT-49/H8	
2011-08	420 Series 3, 430 Series 3, 435 Series 3, 440 Series 3	Opt	31T	1125	31-AGMX	31-XHD ⁴⁸			
2007-04	435, 450, 465		49	850	MTX-49/H8			MT-49/H8	
2011-08	445 Series 3, 450 Series 3, 465 Series 3		31T	1125	31-AGMX	31-XHD ⁴⁸			
2015-11	SR130, SR200, SR220, SV185, SV250, SV300		31T	1000	31-AGMX	31-XHD			
2014-11	SR150, SR175, SR250		31T	1000	31-AGMX	31-XHD			

For footnotes, see inside back cover. Notas al Pie de Página 468. Référence de Bas de Page 508.

Di* Distributor item, contact your Interstate Distributor. Artículo del Distribuidor Di*, comuníquese con su Distribuidor de Interstate. Article de distributeur Di*, communiquez avec votre distributeur Interstate.

Automotive & Light Truck
Automotrices y Camiones Livianos
Automobile et Camionnette

Heavy-Duty Truck
Camiones Para Servicio Pesado
Poids Lourds

Agriculture
Agrícola
Agriculture

Industrial
Industrial
Industrial

Lawn & Garden
Césped y Jardín
Jardin et Pelouse

Powersports
Vehículos Deportivos
Sports Motorisés

Reference
Referencia
Référence

	Year	Model	Engine/Options	Group Size	Rating (CCA/AH)	AGM	XHD/MHD	ECL	Alternate 1	Alternate 2	
Automotive & Light Truck Automotrices y Camiones Livianos Automobile et Camionnette	CASE Corp. • Task Force										
	1978-76	1000		30H	380				29H-VHD		
	1981-76	1000		29NF	300				29NF-VHD		
	1981-78	1000		2 ²	625		2-XHD ⁴⁸				
	1982-76	700		29NF	300				29NF-VHD		
Heavy-Duty Truck Camiones Para Servicio Pesado Poids Lourds	CASE Corp. • Tool Carriers										
	2014-07	570 M XT Series 3		28	525		C24-XHD		MTP-24	MT-24	
	2014-07	570 M XT Series 3	w/o Cold Start	31T	750	31-AGM7	31-XHD		31-LHD	31-MHD	
	2006-02	570 MXT, 570 MXT Turbo, 580M, 580SLE/MXT		31T	850	31-AGMX	31-MHD		31-XHD		
Agriculture Agrícola Agriculture	CASE Corp. • Tractor/Loader/Backhoes										
	2015	580 N, 580 Super N, 590 Super N		49 ²	850	MTX-49/H8			MT-49/H8		
	CASE Corp. • Travelifts										
	1978-76	1000AC		8D	975	8D-AGMX	8D-XHD		8D-MHD		
1986-76	1000B		8D	975	8D-AGMX	8D-XHD		8D-MHD			
1986-76	250B, 500B		30H ²	380				29H-VHD			
1986-80	650C		31T	600	31-AGM7	31-MHD	31-ECL	31-LHD	31-VHD		
1986-76	770TC		31T	600	31-AGM7	31-MHD	31-ECL	31-LHD	31-VHD		
1981-76	800AC		8D	975	8D-AGMX	8D-XHD		8D-MHD			
1986-81	800R		8D	975	8D-AGMX	8D-XHD		8D-MHD			
Industrial Industrial Industriel	CASE Corp. • Trenchers										
	1977-76	10 + 2, 10 + 4		29NF	300				29NF-VHD		
	1978-76	14 + 4, 20 + 4, 70 + 4		29NF	300				29NF-VHD		
	1981-77	16 + 4		29NF	300				29NF-VHD		
	1993-77	25 + 4		29NF	340				29NF-VHD		
	1986-76	30 + 4, 300		29NF	300				29NF-VHD		
	1993-85	360	Gas	24	420	MTX-34 ¹	C24-XHD		MTP-24	MT-24	
	1993-85	360	Dsl	30H	580				29H-VHD		
	1979-76	40 + 4	Dsl	30H	380				29H-VHD		
	1980-76	40 + 4	Gas	29NF	300				29NF-VHD		
	1977	55 + 4		30H	380				29H-VHD		
	1993-91	660		30H	625				29H-VHD		
	1978-76	70 + 4		30H	380				29H-VHD		
	1979-78	70 + 4		2 ²	625		2-XHD ⁴⁸				
	1991-85	760		30H	580				29H-VHD		
	1993-92	860		30H	625				29H-VHD		
2003	960		31T	685	31-AGM7	31-MHD	31-ECL	31-LHD	31-XHD		
1993-79	DH4B		31T	700	31-AGM7	31-MHD	31-ECL	31-LHD	31-XHD		
1980-78	DH5	Gas	29NF	300				29NF-VHD			
1986-80	DH5	Dsl	30H	490				29H-VHD			
1980	DH5B		30H	380				29H-VHD			
Lawn & Garden Césped y Jardín Jardin et Pelouse	1982-81	FH4		31T	300	31-AGM7	31-MHD	31-ECL	31-VHD	31-LHD	
	1982-81	FH4		31T	600	31-AGM7	31-MHD	31-ECL	31-LHD	31-VHD	
	1980-76	Fleet Hoe 30		29NF	300				29NF-VHD		
	1993-84	Maxi-B		30H	625				29H-VHD		
	1986-77	Maxi-Sneaker		30H	490				29H-VHD		
	1986-81	Mini-Sneaker		27	400	MTX-34 ¹			MT-27		
	1981-76	Mini-Sneaker, Trimline 120		29NF	300				29NF-VHD		
	1978-76	Scat Back 430	Gas	29NF	300				29NF-VHD		
	1978-76	Scat Back 430	Dsl	30H	380				29H-VHD		
	1982-79	Scat Back 430		30H	520				29H-VHD		
	1993-76	TF300		29NF	340				29NF-VHD		
	Powersports Vehículos Deportivos Sports Motorisés	1986-76	Trimline 100		24	360	MTX-34 ¹	C24-XHD		MTP-24	MT-24
1986-81		Trimline 200		24	370	MTX-34 ¹	C24-XHD		MTP-24	MT-24	
1986-81		W4 Loader		29NF	300				29NF-VHD		
CASE Corp. • Uni-Loaders											
1987-76	1816, 1816B, 1816C		24	200	MTX-34 ¹	C24-XHD		MTP-24	MT-24		
1993-87	1818, 1825		24	420	MTX-34 ¹	C24-XHD		MTP-24	MT-24		
2004-94	1825B		24	600	MTX-34 ¹			MTP-24	MT-24		
1983-76	1830, 1835, 1845	Gas	24	370	MTX-34 ¹	C24-XHD		MTP-24	MT-24		
1987-83	1835B, 1845B	Gas	24	370	MTX-34 ¹	C24-XHD		MTP-24	MT-24		
1993-87	1835C		30H	685				29H-VHD ⁴⁸			
2001-94	1838		31T	750	31-AGM7	31-MHD		31-LHD	31-XHD		
1993-89	1840	Dsl	30H	685				29H-VHD ⁴⁸			
2001-86	1845C	Dsl	30H	685				29H-VHD ⁴⁸			
Reference Referencia Référence	CASE Corp. • Wheel Loaders										
	2015	1121F Series		4D	1000	4D-AGMX	4D-XHD				
	2015	621F/XT/XR, 721F Series, 821F Series, 921F Series		31T ²	750	31-AGM7	31-MHD		31-LHD	31-XHD	
CASE Corp. • Wheel Loaders, Articulated											
2014-11	1021F, 1121F		4D	1000	4D-AGMX	4D-XHD					
2012-08	521E		31T	700	31-AGM7	31-MHD	31-ECL	31-LHD	31-XHD		
2014-12	521E/XT/XR, 621E/XT/XR, 621F/XT/XR		31T ²	750	31-AGM7	31-MHD		31-LHD	31-XHD		

Year	Model	Engine/Options	Group Size	Rating (CCA/AH)	AGM	XHD/MHD	ECL	Alternate 1	Alternate 2
CASE Corp. • Wheel Loaders, Articulated (continued)									
1993-88	621		31T	700	31-AGM7	31-MHD	31-ECL	31-LHD	31-XHD
1993-88	621	Heavy Duty	4D	800	4D-AGMX	4D-XHD			
2012-08	621E		31T ²	700	31-AGM7	31-MHD	31-ECL	31-LHD	31-XHD
1993-89	721, 821		31T	700	31-AGM7	31-MHD	31-ECL	31-LHD	31-XHD
1993-89	721, 821	Heavy Duty	4D	800	4D-AGMX	4D-XHD			
2011-10	721E		31T ²	750	31-AGM7	31-MHD		31-LHD	31-XHD
2014-11	721F, 821F, 921F		31T ²	750	31-AGM7	31-MHD		31-LHD	31-XHD
2011-06	821E		31T ²	700	31-AGM7	31-MHD	31-ECL	31-LHD	31-XHD
1993-91	921		4D	900	4D-AGMX	4D-XHD			
2006-99	921C		4D	1000	4D-AGMX	4D-XHD			
2011-07	921E		4D	900	4D-AGMX	4D-XHD			
1983-78	W11		30H	570				29H-VHD	
1993-83	W11B		30H	625				29H-VHD	
1985-76	W14		30H ²	570				29H-VHD	
1992-85	W14B, W14C		30H ²	625				29H-VHD	
1982-76	W18, W20		30H ²	570				29H-VHD	
1982-77	W20B		30H ²	570				29H-VHD	
1989-82	W20C		30H ²	570				29H-VHD	
1985-76	W24B, W24C, W26		4D	800	4D-AGMX	4D-XHD			
1989-84	W30		30H ⁴	570				29H-VHD	
CASE Corp. • Wheel Tractors (General Purpose)									
1987-85	380B	Wheel	27		MTX-34 ¹			MT-27	
1986-80	40BLC	Woodlands	31T	600	31-AGM7	31-MHD	31-ECL	31-LHD	31-VHD
1982-76	80BR	Woodlands	30H ⁴	380				29H-VHD	
Caterpillar • Articulated Dump Trucks									
	D20, D250D		31A	750	31P-AGM7	31P-MHD		31P-LHD	
1995-91	D20D, D250D		31T	750	31-AGM7	31-MHD		31-LHD	31-XHD
	D25, D250, D30, D30C, D35, D40		4D	950	4D-AGMX	4D-XHD			
	D250B	DES 24-Volt	4D	950	4D-AGMX	4D-XHD			
1995-91	D300, D300D, D350, D350C, D400, D400D		4D	1000	4D-AGMX	4D-XHD			
1995-91	D300C		4D		4D-AGMX	4D-XHD			
	D44, D50, D550, D650		8D	1250	8D-AGMX	8D-MHD			
1995-91	D550B		8D	1250	8D-AGMX	8D-MHD			
Caterpillar • Asphalt Pavers									
2004-02	900B, AP 1000B, AP 1055 B, AP 650 B, AP 655 C, AP 800 C		31T ²	950	31-AGMX	31-MHD		31-XHD	
1995-91	AP 1000, AP 1050, AP 1200, AP 800	DES 24-Volt	4D	1000	4D-AGMX	4D-XHD			
2004-02	AP 1050 B		4D	950	4D-AGMX	4D-XHD			
	AP 1100		24	425	MTX-34 ¹	C24-XHD		MTP-24	MT-24
	AP 200		27	660	MTX-34 ¹			MT-27	
1995-91	AP 200B		31T	750	31-AGM7	31-MHD		31-LHD	31-XHD
Caterpillar • Backhoe Loaders									
2004-02	307 C SB, 308 C-CR, 314 C - LRC, CB 6340, CP 443 E, CP 553 E, CP 563 E, CP 663 E, CS 323 C, CS 423 E, CS 433 E, CS 533 E, CS 563 E, CS 573 E, CS 583 E		31T	750	31-AGM7	31-MHD		31-LHD	31-XHD
2004-02	311 C Utility, 312 C - L		31T	900	31-AGMX	31-MHD		31-XHD	
2004	330 C - L Large - 345 BL - Series 2		4D ²	1300	4D-AGMX				
2004-02	345 BL - Series 2 - VHO, 365 B - L Series 2, 385 B, 385 BL, 5130 BME, 5230 B		4D ²	1300	4D-AGMX				
1995-91	416, 426, 428, 436, 438, 446	DES 12-Volt	31T	700	31-AGM7	31-MHD	31-ECL	31-LHD	31-XHD
1995-91	416B, 426B, 428B, 436B, 438B, 446B	DES 12-Volt	31T	750	31-AGM7	31-MHD		31-LHD	31-XHD
1999-91	416C, 436C		31T ⁴⁹	750	31-AGM7	31-MHD ⁴⁹		31-LHD ⁴⁹	31-XHD ⁴⁹
2004-02	416D, CB 334 E, CB 335 E, CB 434 D, CB 534 D, CB 534 D-XW		31T	950	31-AGMX	31-MHD		31-XHD	
2008-07	416E, 420E		31T ²	950	31-AGMX	31-MHD		31-XHD	
2004-03	420 D		31T	950	31-AGMX	31-MHD		31-XHD	
2004-03	420 D IT		31T ²	1000	31-AGMX	31-XHD			
2010-06	420 D, 420 E, 430E, 430E IT		31T ²	950	31-AGMX	31-MHD		31-XHD	
2005-00	430D		31T ²	950	31-AGMX	31-MHD		31-XHD	
1999-91	438C		31T ^{2, 49}	750	31-AGM7	31-MHD ⁴⁹		31-LHD ⁴⁹	31-XHD ⁴⁹
2007-03	446D		31T	750	31-AGM7	31-MHD		31-LHD	31-XHD
2007	446E, E Series		31T ²	950	31-AGMX	31-MHD		31-XHD	
2004-02	527		4D ²	1000	4D-AGMX	4D-XHD			
2006-00	535 B		31T ²	1000	31-AGMX	31-XHD			
2007-05	BG-225 C, BG-240 C, BG-245 C, BG-260 C		31T ²	950	31-AGMX	31-MHD		31-XHD	
2004-02	BG-230, BG-2455C		31T ²	950	31-AGMX	31-MHD		31-XHD	
2004-02	CB 224 E, CB 225 E		24 ²	650	MTX-34 ¹			MTP-24	
2004	CS 663 E		31T	750	31-AGM7	31-MHD		31-LHD	31-XHD
2004-03	CS 683 E		31T	750	31-AGM7	31-MHD		31-LHD	31-XHD
Caterpillar • Coal Loaders									
2007-05	637 E Series 2		4D ²	1000	4D-AGMX	4D-XHD			

For footnotes, see inside back cover. Notas al Pie de Página 468. Référence de Bas de Page 508.

Di* Distributor item, contact your Interstate Distributor. Artículo del Distribuidor Di*, comuníquese con su Distribuidor de Interstate. Article de distributeur Di*, communiquez avec votre distributeur Interstate.

Automotive & Light Truck
Automotrices y Camiones Livianos
Automobile et Camionnette

Heavy-Duty Truck
Camiones Para Servicio Pesado
Poids Lourds

Agriculture
Agrícola
Agriculture

Industrial
Industrial
Industriel

Lawn & Garden
Césped y Jardín
Jardin et Pelouse

Powersports
Vehículos Deportivos
Sports Motorisés

Reference
Referencia
Référence

	Year	Model	Engine/Options	Group Size	Rating (CCA/AH)	AGM	XHD/MHD	ECL	Alternate 1	Alternate 2	
Automotive & Light Truck Automotrices y Camiones Livianos Automobile et Camionnette	Caterpillar • Cold Planers										
	1995-91	PM450C, PM565		8D	1400	8D-AGMX	8D-MHD				
	2007-05	PM565B		8D	1400	8D-AGMX	8D-MHD				
Heavy-Duty Truck Camiones Para Servicio Pesado Poids Lour	Caterpillar • Compact Tracked Loaders										
	2015	239D, 249D, 257D, 259D, 277D, 279D, 287D, 289D, 297D, 297D2, 299D, 299D2		65	880				MTP-65HD ⁴⁸		
	2016	239D, 249D, 257D, 259D, 277D, 279D, 287D, 289D, 297D, 297D2, 299D, 299D2		65	880				MTP-65HD ⁴⁸		
	2017	239D, 249D, 257D, 259D, 277D, 279D, 287D, 289D, 297D, 297D2, 299D, 299D2		65	880				MTP-65HD ⁴⁸		
	2015	277D, 279D, 287D, 289D, 297D, 297D2, 299D, 299D2	Opt	31T	1000	31-AGMX	31-XHD				
	2016	277D, 279D, 287D, 289D, 297D, 297D2, 299D, 299D2	Opt	31T	1000	31-AGMX	31-XHD				
	2017	277D, 279D, 287D, 289D, 297D, 297D2, 299D, 299D2	Opt	31T	1000	31-AGMX	31-XHD				
	2015	297D XHP, 299D2 XHP, 299DXHP		31T	1000	31-AGMX	31-XHD				
	2016	297D XHP, 299D2 XHP, 299DXHP		31T	1000	31-AGMX	31-XHD				
	2017	297D XHP, 299D2 XHP, 299DXHP		31T	1000	31-AGMX	31-XHD				
Agriculture Agrícola Agriculture	Caterpillar • Compactors										
	2007-05	815F		4D ²	1000	4D-AGMX	4D-XHD				
	2007-05	825 G Series 2, 826 G Series 2		31T ⁴	750	31-AGM7	31-MHD		31-LHD	31-XHD	
	2012-05	825H		31T ⁴	750	31-AGM7	31-MHD		31-LHD	31-XHD	
	2014-04	826H		31T ⁴	750	31-AGM7	31-MHD		31-LHD	31-XHD	
	1995-91	836		31T	750	31-AGM7	31-MHD		31-LHD	31-XHD	
	Caterpillar • Elevating Scrapers										
2015	623G		31T ²	750	31-AGM7	31-MHD		31-LHD	31-XHD		
Caterpillar • Equipment											
2004-02	525B		31T ²	1000	31-AGMX	31-XHD					
2007-05	Large 988G		31T ⁴	750	31-AGM7	31-MHD		31-LHD	31-XHD		
2007-05	Medium 320 C-L		31T ²	750	31-AGM7	31-MHD		31-LHD	31-XHD		
2007-05	PF 300B		31T ²	950	31-AGMX	31-MHD		31-XHD			
2007-05	TT 14G		31T	900	31-AGMX	31-MHD		31-XHD			
Industrial Industrial Industriel	Caterpillar • Excavators										
	1995-91	215, 225, 227, 229, 235, 245, E110, E120, E140, E180, E200, E240, E300, E450	DES 24-Volt	4D	950	4D-AGMX	4D-XHD				
	1995-91	231D, 311, 312, 320, 320L, 320N, 325, 325L, 325LN, 325N, 330, 330L, 330LN, 5230, E110B, E120B, E240C, E70B, EL240C	DES 24-Volt	31T	750	31-AGM7	31-MHD		31-LHD	31-XHD	
	1995-91	235D, 350, 350L	DES 24-Volt	4D	1000	4D-AGMX	4D-XHD				
	1995-91	245, E650	DES 24-Volt	8D	1250	8D-AGMX	8D-MHD				
	1995-91	245D, 375, 375L	DES 24-Volt	8D	1400	8D-AGMX	8D-MHD				
	2004-03	301.5, 301.6, 301.8		58	500				MT-58		
	2004-02	302.5		74	650	MTX-78			MTP-78	MT-78	
	2004-02	303CR, 304CR, 305CR		24	650	MTX-34 ¹			MTP-24		
	2004-02	307 C SB, 308 C-CR		31T	750	31-AGM7	31-MHD		31-LHD	31-XHD	
2007-05	315 C L, 318 C L, 320 C L, 321 C LCR, 322 C L, 325 C-L		31T ²	750	31-AGM7	31-MHD		31-LHD	31-XHD		
1995-91	5130, 990	DES 24-Volt	4D	1300	4D-AGMX						
1999-91	E70	DES 24-Volt	31T ²	625	31-AGM7	31-MHD	31-ECL	31-LHD	31-VHD		
Lawn & Garden Césped y Jardín Jardin et Pelouse	Caterpillar • Feller Bunchers										
	2012-11	511		31T	750	31-AGM7	31-MHD		31-LHD	31-XHD	
	2010-06	521, 532		31T	750	31-AGM7	31-MHD		31-LHD	31-XHD	
	2014-13	521B, 522B		31T	750	31-AGM7	31-MHD		31-LHD	31-XHD	
	2015	521B, 522B		31T ²	750	31-AGM7	31-MHD		31-LHD	31-XHD	
	2012-06	522		31T	750	31-AGM7	31-MHD		31-LHD	31-XHD	
	2012-11	551		31T	900	31-AGMX	31-MHD		31-XHD		
	2012-06	553		31T	1000	31-AGMX	31-XHD				
	2011-06	563		31T	1000	31-AGMX	31-XHD				
	2014-12	563C		31T	1000	31-AGMX	31-XHD				
Powersports Vehículos Deportivos Sports Motorisés	2015	563C		31T ²	1000	31-AGMX	31-XHD				
	2011-08	573		31T	1000	31-AGMX	31-XHD				
		FB219	DES 24-Volt	30H	625				29H-VHD		
	1995-91	FB508, FB518	DES 24-Volt	31T	700	31-AGM7	31-MHD	31-ECL	31-LHD	31-XHD	
		FB519	DES 24-Volt	31T ²	625	31-AGM7	31-MHD	31-ECL	31-LHD	31-VHD	
	Caterpillar • Forwarders										
	2014-06	564		31T	1000	31-AGMX	31-XHD				
2015	564		31T ²	1000	31-AGMX	31-XHD					
2011-06	574		31T	1000	31-AGMX	31-XHD					
Reference Referencia Référence	Caterpillar • Graders										
	2015	12 M3, 12 M3 AWD, 140 M3, 140 M3 AWD, 160 M3, 160 M3 AWD		4D ²	1125	4D-AGMX					
	2016	12 M3, 12 M3 AWD, 140 M3, 140 M3 AWD, 160 M3, 160 M3 AWD		4D ²	1125	4D-AGMX					

Year	Model	Engine/Options	Group Size	Rating (CCA/AH)	AGM	XHD/MHD	ECL	Alternate 1	Alternate 2
Caterpillar • Graders (continued)									
2017	12 M3, 12 M3 AWD, 140 M3, 140 M3 AWD, 160 M3, 160 M3 AWD		4D ²	1125	4D-AGMX				
2015	120 M2, 120 M2 AWD, 14 M		4D ²	1400	4D-AGMX				
2016	120 M2, 120 M2 AWD, 14 M		4D ²	1400	4D-AGMX				
2017	120 M2, 120 M2 AWD, 14 M		4D ²	1400	4D-AGMX				
2015	12M2, 12M2 AWD, 140M2, 140M2 AWD		31T ²	700	31-AGM7	31-MHD	31-ECL	31-LHD	31-XHD
2015	14M, 160M2, 160M2 AWD		4D ²	950	4D-AGMX	4D-XHD			
2015	16 M, 16 M3, 18 M3		4D	1400	4D-AGMX				
2016	16 M3, 18 M3		4D	1400	4D-AGMX				
2017	16 M3, 18 M3		4D	1400	4D-AGMX				
2015	24 M Mining		8D ²	1500	8D-AGMX	8D-MHD ⁴⁸			
2016	24 M Mining		8D ²	1500	8D-AGMX	8D-MHD ⁴⁸			
2017	24 M Mining		8D ²	1500	8D-AGMX	8D-MHD ⁴⁸			
Caterpillar • Integrated Tool Carriers									
2007-05	IT 28 G		31T ²	950	31-AGMX	31-MHD		31-XHD	
2007-05	IT 28G WHA		31T ²	750	31-AGM7	31-MHD		31-LHD	31-XHD
2004-02	IT 38G Series 2, IT-62G 2		31T ²	950	31-AGMX	31-MHD		31-LHD	31-XHD
2007-05	IT 38G WHA		31T ²	900	31-AGMX	31-MHD		31-XHD	
1995-91	IT-12, IT-14, IT-18, IT-20, IT-28	DES 24-Volt	31T	700	31-AGM7	31-MHD	31-ECL	31-LHD	31-XHD
1995-91	IT-12F, IT-14F, IT-18F, IT-28F	DES 24-Volt	31T	750	31-AGM7	31-MHD		31-LHD	31-XHD
1995-91	IT-28F	DES 24-Volt	31T	900	31-AGMX	31-MHD		31-XHD	
1999-91	IT-62G		31T ²	950	31-AGMX	31-MHD		31-XHD	
2004-02	Large-963 C		31T ²	750	31-AGM7	31-MHD		31-LHD	31-XHD
Caterpillar • Landfill Compactors									
2015	826H		31T ⁴	750	31-AGM7	31-MHD		31-LHD	31-XHD
Caterpillar • Landfills									
2007-05	816F		4D ²	1000	4D-AGMX	4D-XHD			
Caterpillar • Large Mass Excavation									
2004-02	375L-ME		4D	1300	4D-AGMX				
Caterpillar • Lift Trucks									
	12RH, 16RH, 420, 460, 480P, 500, 500P, A-10, A-12, A-15, A-16, A-17, A-18, A-19, A-20, A-21, A-22, A-23, A-24, AM-25 Late, AM-30, AMP-25, B-10, B-12, B-15 thru B-25, U-6, U-8, V-100, V-120, V-140, V-160, V-180, V-200, V-225, V-250, V-300		60	405				MT-27	7
	350, 350 (From No. 350610037), 351, 391, 392, 392S, 421, 422, 422S, 461, 462, 462S, 501, 502, 502P, 502S, 510P Early, 540, 590, 590S, 600, 601P, 670, 680P, 750, 750S, 760P, 850, 850S, 860P, 950, 950S, 960, 960S, T-100C, T-120C, T-165, T-180, T-200, T-220, T-221, T-225, T-25, T250, T-30, T-300, T-40, T-400, T40D, T-50, T-50B, T-55B, T-60, T-60B, T-60C, T-70C, TC-30, V-30, V-30V, V35C, V-40, V-40C, V-41, V-41B, V-45C, V-50, V-50C, V-51, V-51B, V-55B, V-60, V-60B		24	425	MTX-34 ¹	C24-XHD		MTP-24	MT-24
	390 (To No. 3905472), 400P, 440, 441, 900, D300B, D350C, K-5, LT-35, LT-40, LT-44, LT-46, LT-48, LT-50, LT-53, LT-56, LT-60, LT-62, LT-90		2	685		2-XHD ⁴⁸			
	540D, 600D, 670D, 680D Late, B-15 thru B-25, V-100, V-120, V-140, V160, V180, V200, V-225, V-250, V-300, V-41, V-41B, V-51, V-51B, V-55B, V-60, V-60B		4D	950	4D-AGMX	4D-XHD			
	AH40-AH60 Early, AM-25 Early, AM-30 Late, AM-36, AM-60, B-15 thru B-25, BHF-16 thru BHF-25, L-200, V-160, V-1600FH, V-160B, V-180, V-1800FH, V-180B, V-200, V-200B, V-225, V-250, V-300		8D	1250	8D-AGMX	8D-MHD			
	B-10, B-12	GM or Perkins	4D	950	4D-AGMX	4D-XHD			
	B-10, B-12	GM or Perkins	60	950	DI*				
	L-200	Ford	60	405				MT-27	7
	LT-50, LT-56		1	575				1-VHD	
	LT-60D, LT-62D		7D	935				4-XHD	
1995-91	RT80, V-110C, V-135C, V-155C, V-40E, V-60E, VC-60E	DES 24-Volt	31T	750	31-AGM7	31-MHD		31-LHD	31-XHD
	T-25D	Gas	22F	435				SP-22F	
	T-30B, T-35B, T40B, T45B, V-60D, V-70B, V-70D, V-80D		31T	625	31-AGM7	31-MHD	31-ECL	31-LHD	31-VHD
	T40D, V-25D, V-40D, VC-60D		31T	700	31-AGM7	31-MHD	31-ECL	31-LHD	31-XHD
1995-91	T-40E, T-50E, TC-60E	DES 24-Volt	24	580	MTX-34 ¹	C24-XHD ⁴⁸		MTP-24	MT-24
1995-91	T-50B, T-55B, T-60B		30H	624				29H-VHD	
1995-91	T-80C, T90C		24	425	MTX-34 ¹	C24-XHD		MTP-24	MT-24
1995-91	V-165C, V-180C, V-200C, V-225C, V-250C, V-265C, V-300C, V-330C	DES 24-Volt	8D	1400	8D-AGMX	8D-MHD			
	V-200C, V-330C	DES 24-Volt	8D	1400	8D-AGMX	8D-MHD			
1995-91	V-200HF, V-225B, V-225HF, V-250B, V-300B		8D	1250	8D-AGMX	8D-MHD			
	V-25D		24	580	MTX-34 ¹	C24-XHD ⁴⁸		MTP-24	MT-24
1995-91	V-40D, VC-60D		24	580	MTX-34 ¹	C24-XHD ⁴⁸		MTP-24	MT-24
	V-50E, VC-60E	DES 24-Volt	31T	750	31-AGM7	31-MHD		31-LHD	31-XHD

Automotive & Light Truck
Automotrices y Camiones Livianos
Automobile et Camionette

Heavy-Duty Truck
Camiones Para Servicio Pesado
Poids Lourd

Agriculture
Agrícola
Agriculture

Industrial
Industrial
Industriel

Lawn & Garden
Césped y Jardín
Jardin et Pelouse

Powersports
Vehículos Deportivos
Sports Motorises

Reference
Referencia
Référence

For footnotes, see inside back cover. Notas al Pie de Página 468. Référence de Bas de Page 508.

Di* Distributor item, contact your Interstate Distributor. Artículo del Distribuidor Di*, comuníquese con su Distribuidor de Interstate. Article de distributeur Di*, communiquez avec votre distributeur Interstate.

	Year	Model	Engine/Options	Group Size	Rating (CCA/AH)	AGM	XHD/MHD	ECL	Alternate 1	Alternate 2	
Automotive & Light Truck Automotrices y Camiones Livianos Automobile et Camionnette	Caterpillar • Log Loaders										
	2012-06	519		31T	1000	31-AGMX	31-XHD				
	2014-06	529		8D	1150	8D-AGMX	8D-MHD		8D-XHD		
	2012-06	559, 569, 579		8D	1150	8D-AGMX	8D-MHD		8D-XHD		
	2014-10	559B, 559C		8D	1150	8D-AGMX	8D-MHD		8D-XHD		
Heavy-Duty Truck Camiones Para Servicio Pesado Poids Lourd	Caterpillar • Log Loaders Trailer Mounted										
	2015	529, 559C		8D ²	1150	8D-AGMX	8D-MHD		8D-XHD		
	Caterpillar • Log Shredders										
	2004-02	517, M316 C, M318 C, M322 C		31T ²	750	31-AGM7	31-MHD		31-LHD	31-XHD	
	2007-05	M313 C		31T ²	750	31-AGM7	31-MHD		31-LHD	31-XHD	
Agriculture Agrícola Agriculture	2004-02	M315 C		31T	750	31-AGM7	31-MHD		31-LHD	31-XHD	
	2004-03	Medium - 953 C		31T	750	31-AGM7	31-MHD		31-LHD	31-XHD	
	Caterpillar • Log Skidders										
		508	DES 24-Volt	31T	700	31-AGM7	31-MHD	31-ECL	31-LHD	31-XHD	
	1995-91	518	DES 24-Volt	31T	750	31-AGM7	31-MHD		31-LHD	31-XHD	
	1995-91	518	DES 24-Volt	4D	950	4D-AGMX	4D-XHD				
		518C		31T	750	31-AGM7	31-MHD		31-LHD	31-XHD	
		528		31T	700	31-AGM7	31-MHD	31-ECL	31-LHD	31-XHD	
		528		4D	950	4D-AGMX	4D-XHD				
		530B		4D	1300	4D-AGMX					
Industrial Industrial Industriel	Caterpillar • Motor Graders										
		112, 12, 14	GSE 12-Volt	24	425	MTX-34 ¹	C24-XHD		MTP-24	MT-24	
		112, 14, 16	DES 12/24-Volt	4D	950	4D-AGMX	4D-XHD				
		12	GSE 12-Volt	4D	950	4D-AGMX	4D-XHD				
		12, 120, 12H, 130, 140	DES 24-Volt	31T	700	31-AGM7	31-MHD	31-ECL	31-LHD	31-XHD	
		12, 140	DES 12-Volt	4D	950	4D-AGMX	4D-XHD				
		12, 212	GSE 6-Volt	2	685		2-XHD ⁴⁸				
		120, 130	DES 24-Volt	4D	950	4D-AGMX	4D-XHD				
	2004-03	120H	DES 24-Volt	31T	700	31-AGM7	31-MHD	31-ECL	31-LHD	31-XHD	
	2004-03	120H Global		31T	700	31-AGM7	31-MHD	31-ECL	31-LHD	31-XHD	
	2012-07	120M		4D ²	950	4D-AGMX	4D-XHD				
	2010-07	120M AWD		4D ²	950	4D-AGMX	4D-XHD				
	1995-91	12G	DES 24-Volt	31T	750	31-AGM7	31-MHD		31-LHD	31-XHD	
	2004-02	12H Global		31T ²	750	31-AGM7	31-MHD		31-LHD	31-XHD	
	2014-10	12M, 12M2 AWD		31T ²	700	31-AGM7	31-MHD	31-ECL	31-LHD	31-XHD	
2004-03	135H Global		4D ²	950	4D-AGMX	4D-XHD					
2004-02	140H Global		31T	700	31-AGM7	31-MHD	31-ECL	31-LHD	31-XHD		
2012-07	140M AWD		31T	700	31-AGM7	31-MHD	31-ECL	31-LHD	31-XHD		
2014-11	140M2		31T	700	31-AGM7	31-MHD	31-ECL	31-LHD	31-XHD		
2004-02	143H, 14H Global, 160H Global, 16H Global		4D ²	950	4D-AGMX	4D-XHD					
2014-10	14M		4D ²	950	4D-AGMX	4D-XHD					
Lawn & Garden Césped y Jardín Jardin et Pelouse		16	GSE 12/24-Volt	8D	1250	8D-AGMX	8D-MHD				
		16	GSE 12/24-Volt	24	425	MTX-34 ¹	C24-XHD		MTP-24	MT-24	
	2004-02	16		4D ²	1400	DI*					
	2014-11	160M AWD, 160M2 AWD		4D	950	4D-AGMX	4D-XHD				
	2004-02	163H Global, 24H		4D ²	1300	DI*					
	2010-07	16M Mining		24	425	MTX-34 ¹	C24-XHD		MTP-24	MT-24	
	2010-07	16M Mining	Opt	4D	950	4D-AGMX	4D-XHD				
		212	DES 6-Volt	2 ²	660		2-XHD ⁴⁸				
	2003-02	80G		31T	750	31-AGM7	31-MHD		31-LHD	31-XHD	
	Reference Referencia Référence	Caterpillar • Off-Highway Trucks									
		768, 769, 772, 773, 776, 777, D44B, D550	DES 24-Volt	8D	1250	8D-AGMX	8D-MHD				
		769	AIR 24-Volt	24	425	MTX-34 ¹	C24-XHD		MTP-24	MT-24	
		769, 777, D22, D25, D275, D300, D330, D35, D350, D35C, D400	DES 24-Volt	4D	950	4D-AGMX	4D-XHD				
2007-02		769D		4D ²	950	4D-AGMX	4D-XHD				
1995-91		771C, 776C, 777C	DES 24-Volt	8D	1400	8D-AGMX	8D-MHD				
2004-02		773E, 775E		4D ²	1400	DI*					
1995-91		775B	DES 24-Volt	4D	1300	DI*					
2004-02		775D, 777 D		4D ²	1300	DI*					
1995-91		784B	AIR 12-Volt	31T ²	750	31-AGM7	31-MHD		31-LHD	31-XHD	
1995-91		784C, 785B, 789B, 793B	AIR 12-Volt	31T	750	31-AGM7	31-MHD		31-LHD	31-XHD	
		785, 789	AIR 12-Volt	31T	700	31-AGM7	31-MHD	31-ECL	31-LHD	31-XHD	
2004-02		785C, 793C		31T ²	950	31-AGMX	31-MHD		31-XHD		
		789C	AIR 12-Volt	31T ²	950	31-AGMX	31-MHD		31-XHD		
		793	AIR 12-Volt	31T	750	31-AGM7	31-MHD		31-LHD	31-XHD	
2007-05	793C X Q		31T ²	950	31-AGMX	31-MHD		31-XHD			
2004-02	797B, 797C		8D ²	1500	8D-AGMX	8D-MHD ⁴⁸					
2004-03	973C		8D ²	1500	8D-AGMX	8D-MHD ⁴⁸					
2002	Quarry		8D ²	1250	8D-AGMX	8D-MHD					
2004-02	Quarry - 771 D		8D ²	1250	8D-AGMX	8D-MHD					

Year	Model	Engine/Options	Group Size	Rating (CCA/AH)	AGM	XHD/MHD	ECL	Alternate 1	Alternate 2
Caterpillar • Open Bowl Equipment									
2007-05	621G		8D ²	1250	8D-AGMX	8D-MHD			
Caterpillar • Paving Products									
	CB214	DES 12-Volt	27F	660	SC27FDA			MTP-27F	
1995-91	CB214C, CB224C, CB534B, CB634, CP323, CP433, CP533, CP563, CS433B, CS531, CS533, CS563, CS583	DES 24-Volt	31T	750	31-AGM7	31-MHD		31-LHD	31-XHD
2004-02	CB214E		24	650	MTX-34 ¹			MTP-24	
	CB224	DES 12-Volt	27F	660	SC27FDA			MTP-27F	
	CB314	DES 12-Volt	27	660	MTX-34 ¹			MT-27	
	CB414		30H	625				29H-VHD	
	CB424	DES 12-Volt	49	730	MTX-49/H8			MT-49/H8	MTP-49/H8
	CB434	DES 24-Volt	31T	700	31-AGM7	31-MHD	31-ECL	31-LHD	31-XHD
	CB514, CB614, CP553, CS431, CS443, CS551, CS553, PR250, RR250, SS250		4D	950	4D-AGMX	4D-XHD			
	CB534, CP643, CP653, CS643, CS653, ER1000	DES 24-Volt	4D	950	4D-AGMX	4D-XHD			
	CB534, CS323, PF500	DES 12-Volt	27F	660	SC27FDA			MTP-27F	
	CB534C, CB545, PS360B		31T ²	750	31-AGM7	31-MHD		31-LHD	31-XHD
	CB614		27F	660	SC27FDA			MTP-27F	
	CB614, PR75, PR750, TSF54, TSM54		27	660	MTX-34 ¹			MT-27	
	CB624		49	730	MTX-49/H8			MT-49/H8	MTP-49/H8
2004-02	CP323C		31T	750	31-AGM7	31-MHD		31-LHD	31-XHD
1995-91	CP553		31T	750	31-AGM7	31-MHD		31-LHD	31-XHD
	PF300, PS300	DES 24-Volt	49	730	MTX-49/H8			MT-49/H8	MTP-49/H8
	PM450C, PR450C		8D	1400	8D-AGMX	8D-MHD			
	PM565	DES 24-Volt	8D	1400	8D-AGMX	8D-MHD			
	PM800, PR1000, PR275, PR450, PR750B, PST 300, RL200, SF250, SF350, SF400, SF450, SF500, SF550, SF750, TR500, TS500, TST300		8D	1250	8D-AGMX	8D-MHD			
	PR105, SF175, TC250, TF250, TR250, TS250, WE601B, WE851B		24	425	MTX-34 ¹	C24-XHD		MTP-24	MT-24
	PS110		31T	625	31-AGM7	31-MHD	31-ECL	31-LHD	31-VHD
2004-02	PS150B, PS200B, PS300B, PS360B		31T ²	750	31-AGM7	31-MHD		31-LHD	31-XHD
Caterpillar • Pipelayers									
	561, 571, 572	DES 12/24-Volt	4D	950	4D-AGMX	4D-XHD			
	561, 571, 572, 583, 594	GSE 12-Volt	24	425	MTX-34 ¹	C24-XHD		MTP-24	MT-24
	578	DES 24-Volt	8D	1400	8D-AGMX	8D-MHD			
	578, 589	DES 24-Volt	4D	950	4D-AGMX	4D-XHD			
	583	DES 12/24-Volt	8D	1250	8D-AGMX	8D-MHD			
	591, 594	DES 24-Volt	8D	1250	8D-AGMX	8D-MHD			
Caterpillar • Rigid Haul Trucks									
2014-06	770		8D	1250	8D-AGMX	8D-MHD			
2015	770		8D ²	1250	8D-AGMX	8D-MHD			
Caterpillar • Scraper									
2015	631G		31T ⁴	750	31-AGM7	31-MHD		31-LHD	31-XHD
Caterpillar • Skid-Steer Loaders									
2015	216B Series 3		24	650	MTX-34 ¹			MTP-24	
	216B, 226B, 228, 232B, 236, 242B, 246, 248 Series		24	650	MTX-34 ¹			MTP-24	
2015	226B SERIES 2		24	650	MTX-34 ¹	C78DT-XHD		MTP-24	MTP-78DT
2016	226B SERIES 2		24	650	MTX-34 ¹	C78DT-XHD		MTP-24	MTP-78DT
2017	226B SERIES 2		24	650	MTX-34 ¹	C78DT-XHD		MTP-24	MTP-78DT
2015	226D, 232D, 236D, 242D, 246D, 262D, 272D, 272D2		65	880				MTP-65HD ⁴⁸	
2016	226D, 232D, 236D, 242D, 246D, 262D, 272D, 272D2		65	880				MTP-65HD ⁴⁸	
2017	226D, 232D, 236D, 242D, 246D, 262D, 272D, 272D2		65	880				MTP-65HD ⁴⁸	
2015	236B Series 3		24	650	MTX-34 ¹			MTP-24	
2015	246D, 262D, 272D, 272D2	Opt	31T	1000	31-AGMX	31-XHD			
2016	246D, 262D, 272D, 272D2	Opt	31T	1000	31-AGMX	31-XHD			
2017	246D, 262D, 272D, 272D2	Opt	31T	1000	31-AGMX	31-XHD			
2015	272D XHP, 272D2 XHP		31T	1000	31-AGMX	31-XHD			
2016	272D XHP, 272D2 XHP		31T	1000	31-AGMX	31-XHD			
2017	272D XHP, 272D2 XHP		31T	1000	31-AGMX	31-XHD			
Caterpillar • Soil Compactors									
2014-05	825H		31T	750	31-AGM7	31-MHD		31-LHD	31-XHD
2015	825H		31T ⁴	750	31-AGM7	31-MHD		31-LHD	31-XHD
Caterpillar • Tandem Powered Scrapers									
2014-03	627G		31T	750	31-AGM7	31-MHD		31-LHD	31-XHD
2015	627G, 627G		31T ⁴	750	31-AGM7	31-MHD		31-LHD	31-XHD
2014-03	637G		31T	950	31-AGMX	31-MHD		31-XHD	
2015	637G, 637G		31T ²	950	31-AGMX	31-MHD		31-XHD	
Caterpillar • Track-Type Tractors									
1995-91	D10	DES 24-Volt	8D	1225	8D-AGMX	8D-MHD			
1995-91	D10N	DES 24-Volt	8D	1400	8D-AGMX	8D-MHD			

Automotive & Light Truck
Automotrices y Camiones Livianos
Automobile et Camionnette

Heavy-Duty Truck
Camiones Para Servicio Pesado
Poids Lourds

Agriculture
Agrícola
Agriculture

Industrial
Industrial
Industriel

Lawn & Garden
Césped y Jardín
Jardin et Pelouse

Powersports
Vehículos Deportivos
Sports Motorises

Reference
Referencia
Référence

For footnotes, see inside back cover. Notas al Pie de Página 468. Référence de Bas de Page 508.

Di* Distributor item, contact your Interstate Distributor. Artículo del Distribuidor Di*, comuníquese con su Distribuidor de Interstate. Article de distributeur Di*, communiquez avec votre distributeur Interstate.

	Year	Model	Engine/Options	Group Size	Rating (CCA/AH)	AGM	XHD/MHD	ECL	Alternate 1	Alternate 2	
Automotive & Light Truck Automotrices y Camiones Livianos Automobile et Camionnette	Caterpillar • Track-Type Tractors (continued)										
	1995-91	D11N	DES 24-Volt	4D	1300	DI*					
		D11R	DES 24-Volt	4D ⁴	1300	DI*					
		D2	GSE 6-Volt	2	685		2-XHD ⁴⁸				
		D2	DES 6-Volt	2 ⁴	685		2-XHD ⁴⁸				
	1995-91	D20D, D250D		31T	750	31-AGM7	31-MHD		31-LHD	31-XHD	
		D250		4D	950	4D-AGMX	4D-XHD				
		D3, D4, D4B, D5, D6	DES 12-Volt	4D	950	4D-AGMX	4D-XHD				
	1995-91	D300C, D300D, D350C	DES 24-Volt	4D		4D-AGMX	4D-XHD				
	1995-91	D3C, D4C, D5C, D5C LGP	DES 24-Volt	31T	900	31-AGM7	31-MHD		31-XHD		
	D4, D5, D6, D7, D8, D9	DES 12-Volt	24	425	MTX-34 ¹	C24-XHD		MTP-24	MT-24		
1995-91	D400D, D6H, D8N	DES 24-Volt	4D	950	4D-AGMX	4D-XHD					
	D44, D50		8D	1250	8D-AGMX	8D-MHD					
	D4B	DES 12-Volt	8D	1250	8D-AGMX	8D-MHD					
1995-91	D4H, D4H XL, D5E, D5H XL, D6D, D6H XL, D6H XR, D8N	DES 24-Volt	31T	750	31-AGM7	31-MHD		31-LHD	31-XHD		
1995-91	D550B, D8N	DES 24-Volt	8D	1250	8D-AGMX	8D-MHD					
	D5H	DES 24-Volt	31T	700	31-AGM7	31-MHD	31-ECL	31-LHD	31-XHD		
1995-91	D650		8D	1250	8D-AGMX	8D-MHD					
1995-91	D6H	DES 24-Volt	31T	700	31-AGM7	31-MHD	31-ECL	31-LHD	31-XHD		
	D7	DES 12/24-Volt	4D	950	4D-AGMX	4D-XHD					
	D7H, D8L, D9L	DES 24-Volt	4D	950	4D-AGMX	4D-XHD					
	D7H, D9L	DES 24-Volt	8D	1250	8D-AGMX	8D-MHD					
	D8, D9	DES 12/24-Volt	8D	1250	8D-AGMX	8D-MHD					
1995-91	D9N	DES 24-Volt	4D	1000	4D-AGMX	4D-XHD					
Heavy-Duty Truck Camiones Para Servicio Pesado Poids Lourds	Caterpillar • Trucks										
	2007-05	793C X Q		31T	950	31-AGMX	31-MHD		31-XHD		
	Caterpillar • Vibrating Asphalt										
	2004-02	CB 214 E		31T	750	31-AGM7	31-MHD		31-LHD	31-XHD	
	Caterpillar • Vibratory Soil										
	2004-02	CP 323 C		31T	750	31-AGM7	31-MHD		31-LHD	31-XHD	
	Caterpillar • Wheel & Track-Type Loaders										
	2007-05	902 Compact, 906		31T	750	31-AGM7	31-MHD		31-LHD	31-XHD	
	2007-05	908, 909, 914G		31T	900	31-AGMX	31-MHD		31-XHD		
		910, 916, 926, 936, 943, 950, 953, 963, 966	DES 24-Volt	31T	700	31-AGM7	31-MHD	31-ECL	31-LHD	31-XHD	
	910, 920, 931, 950	DES 12-Volt	4D	950	4D-AGMX	4D-XHD					
	910, 931, 935	DES 12-Volt	8D	1250	8D-AGMX	8D-MHD					
1995-91	910F, 918F, 936F, 950F, 953B, 988F, 992D	DES 24-Volt	31T	750	31-AGM7	31-MHD		31-LHD	31-XHD		
	922, 944, 950, 955, 966, 977, 980, 988	GSE 12-Volt	24	425	MTX-34 ¹	C24-XHD		MTP-24	MT-24		
2007-02	924G		31T	900	31-AGMX	31-MHD		31-XHD			
2007-05	924GZ-WHA, 980G Series 2		31T ²	750	31-AGM7	31-MHD		31-LHD	31-XHD		
2007-05	928G		31T	950	31-AGMX	31-MHD		31-XHD			
2007-05	928G-WHA, 938G WHA, 972G Series 2		31T ²	1000	31-AGMX	31-XHD					
	933	DES 12-Volt	24	425	MTX-34 ¹	C24-XHD		MTP-24	MT-24		
1995-91	936F, 950F, 960F, 966F, 980F	DES 24-Volt	4D	1000	4D-AGMX	4D-XHD					
2007-05	938G Series 2, 953C-WH, 963C WH		31T ²	950	31-AGMX	31-MHD		31-XHD			
2004-02	939C Hyslat		31T	900	31-AGMX	31-MHD		31-XHD			
	941	DES 6-Volt	2 ²	685		2-XHD ⁴⁸					
	943, 953, 963, 966, 980, 983, 988	DES 24-Volt	4D	950	4D-AGMX	4D-XHD					
2007-05	950G Series 2, 962G Series 2		4D ²	1000	4D-AGMX	4D-XHD					
	950G, 953C		31T ²	750	31-AGM7	31-MHD		31-LHD	31-XHD		
2007-05	950G-WHA, 966G WHA		31T ²	900	31-AGMX	31-MHD		31-XHD			
2007	950H Series 2, 962H Series 2		4D ²	1000	4D-AGMX	4D-XHD					
	951	DES 6-Volt	2 ⁴	685		2-XHD ⁴⁸					
	955, 977	DES 12/24-Volt	4D	950	4D-AGMX	4D-XHD					
	962	DES 24-Volt	31T ²	750	31-AGM7	31-MHD		31-LHD	31-XHD		
	966, 980, 988	DES 24-Volt	8D	1250	8D-AGMX	8D-MHD					
1995-91	966F	DES 24-Volt	4D	950	4D-AGMX	4D-XHD					
2007-05	966G Series 2		4D ²	950	4D-AGMX	4D-XHD					
2003-02	966G, 972G, 980G		31T	900	31-AGMX	31-MHD		31-XHD			
2007	966H Series 2		4D ²	950	4D-AGMX	4D-XHD					
1995-91	970F	DES 24-Volt	4D ⁷	1000	4D-AGMX	4D-XHD					
2007	972H Series 2		31T ²	1000	31-AGM7	31-XHD					
	973	DES 24-Volt	4D ²	950	4D-AGMX	4D-XHD					
2007-05	973C WH		4D	1000	4D-AGMX	4D-XHD					
	980F	DES 24-Volt	8D	1400	8D-AGMX	8D-MHD					
	980F	DES 24-Volt	31T	750	31-AGM7	31-MHD		31-LHD	31-XHD		
2007	980H Series 2		31T ²	750	31-AGM7	31-MHD		31-LHD	31-XHD		
2007-05	990 Series 2, 992G		4D ²	1125	DI*						
	992	DES K1983 AIR/ DES 24-Volt	8D	1250	8D-AGMX	8D-MHD					
	994	AIR 24-Volt	8D	1250	8D-AGMX	8D-MHD					
2007-05	994D		8D ²	1500	8D-AGMX	8D-MHD ⁴⁸					

Year	Model	Engine/Options	Group Size	Rating (CCA/AH)	AGM	XHD/MHD	ECL	Alternate 1	Alternate 2
Caterpillar • Wheel Tractor-Scrapers									
	613, 619, 621, 623, 627, 631, 633, 637, 639, 641, 651, 657	DES 24-Volt	4D	950	4D-AGMX	4D-XHD			
	613, 621, 623, 627, 630, 631, 632, 633, 637, 639, 641, 650, 651, 657, 660	DES 24-Volt	31T	700	31-AGM7	31-MHD	31-ECL	31-LHD	31-XHD
2007-05	613C Series 2, 615C Series 2		31T ²	750	31-AGM7	31-MHD		31-LHD	31-XHD
1995-91	613C, 615C, 621F	DES 24-Volt	31T	750	31-AGM7	31-MHD		31-LHD	31-XHD
	615	DES 12-Volt	31T	700	31-AGM7	31-MHD	31-ECL	31-LHD	31-XHD
	615	DES 12-Volt	4D	950	4D-AGMX	4D-XHD			
	619, 621, 630, 631, 632, 641, 650, 651, 657, 660	GSE 12-Volt	24	425	MTX-34 ¹	C24-XHD		MTP-24	MT-24
	621, 623, 627, 630, 631, 632, 633, 637, 639, 641, 650, 651, 657, 660	DES 24-Volt	8D	1250	8D-AGMX	8D-MHD			
	623, 627	DES 24-Volt	24	425	MTX-34 ¹	C24-XHD		MTP-24	MT-24
	623, 627	DES 24-Volt	31T	750	31-AGM7	31-MHD		31-LHD	31-XHD
1995-91	623F	DES 24-Volt	8D	1250	8D-AGMX	8D-MHD			
2014-02	623G		31T ²	750	31-AGM7	31-MHD		31-LHD	31-XHD
1995-91	627F, 784C	DES 24-Volt	31T	700	31-AGM7	31-MHD	31-ECL	31-LHD	31-XHD
2012-03	627G		31T ⁴	750	31-AGM7	31-MHD		31-LHD	31-XHD
2014-05	631G		31T ⁴	750	31-AGM7	31-MHD		31-LHD	31-XHD
2012-02	637E, G		31T ²	950	31-AGMX	31-MHD		31-XHD	
2007-05	651E, 657E, G		8D ²	1400	8D-AGMX	8D-MHD			
2007-05	657E		8D ²	1250	8D-AGMX	8D-MHD			
1995-91	776C	DES 24-Volt	8D	1400	8D-AGMX	8D-MHD			
1995-91	784B	DES 24-Volt	31T ²	750	31-AGM7	31-MHD		31-LHD	31-XHD
Cedarapids Inc. • Cold Planers									
1986-84	1900C		8D	925	8D-AGMX	8D-XHD		8D-MHD	
Cedarapids Inc. • Crushing & Screening									
1986-76	544 Commander, 766, 877, Commander III		8D	975	8D-AGMX	8D-XHD		8D-MHD	
Cedarapids Inc. • Pavers									
1985-76	BSF-2, BSF-2H, BSF-4, BSF-400, BSF-520		5D ²	820				4-XHD	
1986-81	BSF-330		30H	580				29H-VHD	
1986-77	BSF-420		5D ²	820				4-XHD	
1986	BSF-431		5D ²	820				4-XHD	
1985-83	BSF-521, BSF-531		5D ²	820				4-XHD	
1985-78	BSF-530		5D ²	820				4-XHD	
1986-85	BSF-541		5D ²	820				4-XHD	
1986-76	BSF-620		5D ²	820				4-XHD	
1997-89	CR-351, CR-361		5D ²	850				4-XHD	
2000-97	CR-361, CR-375		31T ²	800	31-AGM7	31-MHD		31-XHD	
1997	CR-451, CR-461, CR-551, CR-561		31T	800	31-AGM7	31-MHD		31-XHD	
Cedarapids Inc. • Portable Coal Plants									
1986-78	30SP		8D	975	8D-AGMX	8D-XHD		8D-MHD	
Cedarapids Inc. • Primary Crushers									
1985-76	2236, 2248, 2442, 2742, 3042, 3242, 3648		8D	975	8D-AGMX	8D-XHD		8D-MHD	
1985-79	4248		5D	820				4-XHD	
Cedarapids Inc. • Rollers									
1979-76	CR2-68, CR2-88		5D ²	820				4-XHD	
1985-80	DF-20, DF-30		5D ²	820				4-XHD	
Cedarapids Inc. • VGF Portables									
1986-76	3633, 4336, 4340, 4340VGF, 5348, 5348VGF		5D	820				4-XHD	
Champ Corp. • Forklift Trucks									
1987-76	350, 530, 530-70, C44-60, CB40, CB40S, CB50, CB50S, CB70, CB80, Charger, HL800		24	280	MTX-34 ¹	C24-XHD		MTP-24	MT-24
1987-79	CB100, CB120		24	280	MTX-34 ¹	C24-XHD		MTP-24	MT-24
1987-78	CB606, CB607, CB608		24	280	MTX-34 ¹	C24-XHD		MTP-24	MT-24
1987-80	CR50, CR60		24	280	MTX-34 ¹	C24-XHD		MTP-24	MT-24
1987-84	CRL60		24	280	MTX-34 ¹	C24-XHD		MTP-24	MT-24
1987-85	CRL80-37		30H	580				29H-VHD	
1978-76	CY Series, FY Series, SK Series, TL Series		24	285	MTX-34 ¹	C24-XHD		MTP-24	MT-24
1987-76	VP1070, VP840		30H ²	560				29H-VHD	
1987-78	VP150, VP180, VP200		30H ²	560				29H-VHD	
Chicago Pneumatic • Portable Air Compressors									
1976	1200RSOH-1, 750RSO-1		8D	935	8D-AGMX	8D-XHD		8D-MHD	
1978-76	185DZ-1		30H ²	380				29H-VHD	
1978-76	185GZ-1		30H	380				29H-VHD	
1978-76	600RO-2, 900RO-2		8D	935	8D-AGMX	8D-XHD		8D-MHD	
1978-76	85RGH-1		24	440	MTX-34 ¹	C24-XHD		MTP-24	MT-24
Clark Equipment • Crane Carriers									
1981-79	4700, 4700 CARR, 4707, 725-OS		31T	625	31-AGM7	31-MHD	31-ECL	31-LHD	31-VHD
1981-76	700TC, 7700, 7700 CARR, 7700TC CARR, 990TC		8D	900	8D-AGMX	8D-XHD		8D-MHD	
1981-79	715 SP, 725-OS		31T	480	31-AGM7	31-MHD	31-ECL	31-VHD	31-LHD
1981-76	765 CM, 765 CM CARR		8D	975	8D-AGMX	8D-XHD		8D-MHD	

Automotive & Light Truck
Automotrices y Camiones Livianos
Automobile et Camionette

Heavy-Duty Truck
Camiones Para Servicio Pesado
Poids Lourds

Agriculture
Agrícola
Agriculture

Industrial
Industrial
Industriel

Lawn & Garden
Césped y Jardín
Jardin et Pelouse

Powersports
Vehículos Deportivos
Sports Motorisés

Reference
Referencia
Référence

For footnotes, see inside back cover. Notas al Pie de Página 468. Référence de Bas de Page 508.

Di* Distributor item, contact your Interstate Distributor. Artículo del Distribuidor Di*, comuníquese con su Distribuidor de Interstate. Article de distributeur Di*, communiquez avec votre distributeur Interstate.

	Year	Model	Engine/Options	Group Size	Rating (CCA/AH)	AGM	XHD/MHD	ECL	Alternate 1	Alternate 2	
Automotive & Light Truck Automotrices y Camiones Livianos Automobile et Camionnette	Clark Equipment • Cranes										
	1981-76	1500SC, 700TC, 7700, 7707, 770HC, 990TC, 990TC CARR, 990TCA		8D	900	8D-AGMX	8D-XHD		8D-MHD		
	1979-76	450TC		8D	900	8D-AGMX	8D-XHD		8D-MHD		
	1978-76	45C, 50SC		8D	900	8D-AGMX	8D-XHD		8D-MHD		
Heavy-Duty Truck Camiones Para Servicio Pesado Poids Lourd	Cleveland Trencher • Trenchers										
	1990-81	236, 246		27	345	MTX-34 ¹			MT-27		
	1993-89	246-FD, 7036-HD		27	345	MTX-34 ¹			MT-27		
	1982-76	247, 247A		27	360	MTX-34 ¹			MT-27		
	1987-76	350		8D	935	8D-AGMX	8D-XHD		8D-MHD		
	1978-76	400W		8D	935	8D-AGMX	8D-XHD		8D-MHD		
	1993-78	400W-HD		8D	935	8D-AGMX	8D-XHD		8D-MHD		
	1993-89	7036	w/CAT Engine	8D	935	8D-AGMX	8D-XHD		8D-MHD		
	1993-82	7036-SD		27	345	MTX-34 ¹			MT-27		
	1993-83	7648		8D	935	8D-AGMX	8D-XHD		8D-MHD		
	1993-85	8700		8D	935	8D-AGMX	8D-XHD		8D-MHD		
	1993-86	9600S		27	345	MTX-34 ¹			MT-27		
	1993-87	9624		27	345	MTX-34 ¹			MT-27		
	1978-76	H16, J57		27	360	MTX-34 ¹			MT-27		
	Agriculture Agrícola Agriculture	1976	J26 A C & Continental		27	360	MTX-34 ¹			MT-27	
1981-76		J36		27	345	MTX-34 ¹			MT-27		
1981-76		J46		27	360	MTX-34 ¹			MT-27		
1988-76		JS36		27	345	MTX-34 ¹			MT-27		
Clipper • Concrete Saws											
	1992-88	C-142, C-162, C-202		U1	235			SP-40	SP-35	SP-30	
	1996-92	C-143, C-163, C-203		U1	235			SP-40	SP-35	SP-30	
	1988-76	C-188, C-655		29NF	300				29NF-VHD		
	1989-88	C-189		29NF	300				29NF-VHD		
	1992-90	C-189, C-30A		26R	410				MT-26R		
Industrial Industrial Industriel	1985-76	C-305		24	350	MTX-34 ¹	C24-XHD		MTP-24	MT-24	
	1982-81	C-309		24	370	MTX-34 ¹	C24-XHD		MTP-24	MT-24	
	1988-85	C-355		24	350	MTX-34 ¹	C24-XHD		MTP-24	MT-24	
	1992-88	C-356		24	350	MTX-34 ¹	C24-XHD		MTP-24	MT-24	
	1996-93	C-35B		70	450	MTZ-75DT			MTP-75	SP-70	
	1984-76	C-375		29NF	300				29NF-VHD		
	1990-88	C-656, C-658		24	350	MTX-34 ¹	C24-XHD		MTP-24	MT-24	
	1992-90	C-65A		24	350	MTX-34 ¹	C24-XHD		MTP-24	MT-24	
	1996-92	C-65B		22F	400				SP-22F		
	Compaction America • Compactors										
		1999-94	AH, C5330A		31T	900	31-AGMX	31-MHD		31-XHD	
	Lawn & Garden Césped y Jardín Jardin et Pelouse	Compaction America • Compactors: Embankment									
1987-76		C440-441A, C450-455B		8D	900	8D-AGMX	8D-XHD		8D-MHD		
Compaction America • Compactors: Pneumatic											
	1997-94	C530A, C530AH		31T	900	31-AGMX	31-MHD		31-XHD		
	1976	C550A	Dsl	8D	975	8D-AGMX	8D-XHD		8D-MHD		
Compaction America • Compactors: Vibratory											
	1987-76	C200B, C210A	Gas	24	385	MTX-34 ¹	C24-XHD		MTP-24	MT-24	
	1989-76	C610B, C612B, C615B, C620B, C625B		3ET ²	425				3ET-VHD		
	1987-77	C617B, C627B		3ET ²	425				3ET-VHD		
	1976	C620A, C625A		3ET ²	385				3ET-VHD		
	1987-79	C727A		3ET ²	425				3ET-VHD		
Powersports Vehículos Deportivos Sports Motorisés	1992-91	C748		31T	900	31-AGMX	31-MHD		31-XHD		
	1997-91	C754A		31T	900	31-AGMX	31-MHD		31-XHD		
	1991-87	C766A		31T	900	31-AGMX	31-MHD		31-XHD		
	1993-91	C766B		31T	900	31-AGMX	31-MHD		31-XHD		
	1997-96	C766C, C778B, C855, C857A		31T	900	31-AGMX	31-MHD		31-XHD		
	1995-94	C778A		31T	900	31-AGMX	31-MHD		31-XHD		
	1997-94	C810, C812A		24	580	MTX-34 ¹	C24-XHD ⁴⁸		MTP-24	MT-24	
	1997-92	C820, C822A, C852B		31T	900	31-AGMX	31-MHD		31-XHD		
	1987-86	C830, C832A		30H ²	460				29H-VHD		
	1997-88	C830, C832B, C850		31T	900	31-AGMX	31-MHD		31-XHD		
	1987-84	C850, C860A		30H ²	460				29H-VHD		
	1993-88	C860B		31T	900	31-AGMX	31-MHD		31-XHD		
	Compaction America • Cranes										
		1979-76	D360, K200, K250, K300, K400		8D	935	8D-AGMX	8D-XHD		8D-MHD	
	Reference Referencia Référence	Compaction America • Rough Terrain Lift Trucks									
1984-83		A-66	Dsl	29NF ²	330				29NF-VHD		
1987-83		P-40A, P-50A	Gas	24	335	MTX-34 ¹	C24-XHD		MTP-24	MT-24	
1989-83		P-60A, P-80A	Gas	3ET	425				3ET-VHD		
1990-88		Z-60A, Z-90C		31T	900	31-AGMX	31-MHD		31-XHD		
1990-89		Z-70A		31T	900	31-AGMX	31-MHD		31-XHD		
1987-83		Z-90A, Z-90B	Gas	29NF	330				29NF-VHD		

Year	Model	Engine/Options	Group Size	Rating (CCA/AH)	AGM	XHD/MHD	ECL	Alternate 1	Alternate 2
Compaction America • Steel-Propelled Aerial Work Platforms									
1987-79	M-18FW		16TF ²	600	DI*				
1987-79	T-30		30H	370				29H-VHD	
1987-77	T-40		GC2 ²	242		GC2-ECL			
1987-86	T-40NA		30H	370				29H-VHD	
1987-80	T-60B, T-70B		GC2 ²	244		GC2-ECL			
1987-76	V-18A, V-18NA		GC2 ⁴	244		GC2-ECL			
1987-78	V-24		24	385	MTX-34 ¹	C24-XHD		MTP-24	MT-24
1987-82	V-30A, V-36A		24	385	MTX-34 ¹	C24-XHD		MTP-24	MT-24
1987-86	V-30B, V-36B	Gas	24	385	MTX-34 ¹	C24-XHD		MTP-24	MT-24
Compaction America • Steel-Wheeled Rollers									
1997-76	350D, C330B, C340C		31T	900	31-AGMX	31-MHD		31-XHD	
1985-76	C330A	Gas	24	380	MTX-34 ¹	C24-XHD		MTP-24	MT-24
1979-76	C340A, C350B	Gas	24	380	MTX-34 ¹	C24-XHD		MTP-24	MT-24
1987-76	C340B, C350C	Gas	24	385	MTX-34 ¹	C24-XHD		MTP-24	MT-24
Compaction America • Trailers									
1989-79	Power Pack		22NF	255				SP-22NF	
1976	RFH, RGH		3EE	305				3EE-VHD	
Compair Canada Inc. • Air Compressors									
1985-76	85G		3EE	305				3EE-VHD	
1987-76	CH160PD, CH160PH, CR160, CR185P		7D ²	935				4-XHD	
1984-76	CR275PD		7D ²	935				4-XHD	
1987-85	CR300PD		7D ²	935				4-XHD	
1984-81	Hydrovane 1		24	375	MTX-34 ¹	C24-XHD		MTP-24	MT-24
1987-84	Hydrovane HVAR, Zitar 125, Zitar 175, Zitar 250, Zitar 65		30H	550				29H-VHD	
1986-76	RD420	Can	8D	935	8D-AGMX	8D-XHD		8D-MHD	
1981-77	RO1200		8D	935	8D-AGMX	8D-XHD		8D-MHD	
1981-76	RO1800		8D	935	8D-AGMX	8D-XHD		8D-MHD	
1986-76	RO60PD, RO750PD		8D	935	8D-AGMX	8D-XHD		8D-MHD	
1987-76	RO900		8D	935	8D-AGMX	8D-XHD		8D-MHD	
Davey Compressor Co. • Air Compressors									
1984-76	100, 125, 150, 190	Dsl	4D	700	4D-AGMX	4D-XHD			
2004-02	100DA, 150DA, 75DA		24	575	MTX-34 ¹	C24-XHD		MT-24	MTP-24
1978-76	100R		24	315	MTX-34 ¹	C24-XHD		MTP-24	MT-24
1989-86	100RPDQ, 100RPGQ, 125RPDQ, 125RPGQ, 150RPDQ, 160RPDQ		24	475	MTX-34 ¹	C24-XHD		MTP-24	MT-24
1978-76	100RPG, 125RPG, 190RPG		3EE	310				3EE-VHD	
1978-76	125RPD, 150RPD, 190RPD, 250RPD, 250RPG, 400RPD, 600RPD, 750RPD		4D	700	4D-AGMX	4D-XHD			
1985-76	150, 190	Gas	3EE	310				3EE-VHD	
1989-83	190RPDQ		4D	675	4D-AGMX	4D-XHD			
2004-02	200DA		4D	1000	4D-AGMX	4D-XHD			
1987-76	250, 750	Dsl	4D	700	4D-AGMX	4D-XHD			
1989-88	250RPDQ		4D	675	4D-AGMX	4D-XHD			
1985-76	365	Dsl	4D	700	4D-AGMX	4D-XHD			
1989-76	365RPDQ		8D	900	8D-AGMX	8D-XHD		8D-MHD	
1987-76	600		4D	700	4D-AGMX	4D-XHD			
1989-88	600RPDQ, 750RPDQ		8D	900	8D-AGMX	8D-XHD		8D-MHD	
Ditch Witch • Riding Trenchers									
2015	RT55		78	800	MTZ-78			MTP-78	
2015	RT95		34	800	MTZ-34			MTP-34	
Driltech Inc. • Crawlers									
1981-76	D25K 450/100psi, D40K 750/100psi, D40K 900/100psi		8D	1000	8D-AGMX	8D-XHD		8D-MHD	
1981-79	D25K 750/250psi, D40K 750/300psi, D40K 900/300psi		8D	1000	8D-AGMX	8D-XHD		8D-MHD	
1983-81	D25KII 450/100psi, D25KIII 750/300psi		8D	1000	8D-AGMX	8D-XHD		8D-MHD	
1985-83	D25KII 500/100psi		8D	1000	8D-AGMX	8D-XHD		8D-MHD	
1985-81	D25KII 750/250psi, D25KII 750/350psi		8D	1000	8D-AGMX	8D-XHD		8D-MHD	
1981-78	D40K 1200/100psi		8D	1000	8D-AGMX	8D-XHD		8D-MHD	
1981-77	D40K 750/250psi		8D	1000	8D-AGMX	8D-XHD		8D-MHD	
1985-82	D40KII 750/100psi, D40KII 750/350psi, D40KII 900/100psi, D40KII 900/350psi, D50KII 1200/100psi, D50KII 900/100psi		8D	1000	8D-AGMX	8D-XHD		8D-MHD	
Driltech Inc. • Trucks									
1985-78	D80K 750/100psi, D80K 900/100psi		8D ²	1000	8D-AGMX	8D-XHD		8D-MHD	
1985-83	DK25KII 600/300psi, DK25KII 750/250psi		8D	1000	8D-AGMX	8D-XHD		8D-MHD	
1985-81	DK40II 750/100psi, DK40II 750/350psi, DK40II 900/100psi, DK40II 900/300psi, DK40II 900/350psi		8D	1000	8D-AGMX	8D-XHD		8D-MHD	
1985-82	DK60II 1200/100psi		8D	1000	8D-AGMX	8D-XHD		8D-MHD	
Dynapac Mfg. Inc. • Pavement Profilers									
1987-86	PL-1300		31T	625	31-AGM7	31-MHD	31-ECL	31-LHD	31-VHD
1987-80	PL-2000		8D	1100	8D-AGMX	8D-XHD		8D-MHD	

For footnotes, see inside back cover. Notas al Pie de Página 468. Référence de Bas de Page 508.

DI* Distributor item, contact your Interstate Distributor. Artículo del Distribuidor DI*, comuníquese con su Distribuidor de Interstate. Article de distributeur DI*, communiquez avec votre distributeur Interstate.

Automotive & Light Truck
Automotrices y Camiones Livianos
Automobile et Camionnette

Heavy-Duty Truck
Camiones Para Servicio Pesado
Poids Lourds

Agriculture
Agrícola
Agriculture

Industrial
Industrial
Industrial

Lawn & Garden
Césped y Jardín
Jardin et Pelouse

Powersports
Vehículos Deportivos
Sports Motorisés

Reference
Referencia
Référence

	Year	Model	Engine/Options	Group Size	Rating (CCA/AH)	AGM	XHD/MHD	ECL	Alternate 1	Alternate 2	
Automotive & Light Truck Automotrices y Camiones Livianos Automobile et Camionnette	Dynapac Mfg. Inc. • Self-Propelled Vibratory Compactors										
	1987-81	CA-12		31T	625	31-AGM7	31-MHD	31-ECL	31-LHD	31-VHD	
	1988-76	CA-15, CA-25, CA-25 II, CC-42		4D	775	4D-AGMX	4D-XHD				
	1983-76	CC-10 I		24	335	MTX-34 ¹	C24-XHD		MTP-24	MT-24	
	1984-80	CC-10 I		27	390	MTX-34 ¹			MT-27		
	1988-84	CC-10 II		46	370	DI*					
	1988-86	CC-12		46	370	DI*					
	1987-82	CC-14		4D	775	4D-AGMX	4D-XHD				
	1988-85	CC-21 II		4D	890	4D-AGMX	4D-XHD				
	1986-76	CC-21, CC-50		4D	775	4D-AGMX	4D-XHD				
	1988-82	CC-42 II		4D	775	4D-AGMX	4D-XHD				
	1987-76	CC-50 A		4D	775	4D-AGMX	4D-XHD				
	1988-87	CC-50 A II, CC-50 II PD & S		31T	625	31-AGM7	31-MHD	31-ECL	31-LHD	31-VHD	
	1987	CC-50 PD & CC-50 S		31T	625	31-AGM7	31-MHD	31-ECL	31-LHD	31-VHD	
	1987-80	CC-50 PD & CC-50 S		4D	775	4D-AGMX	4D-XHD				
Heavy-Duty Truck Camiones Para Servicio Pesado Poids Lourds	1981-76	CF-11, CK-11	Tow Type	24	335	MTX-34 ¹	C24-XHD		MTP-24	MT-24	
	1977-76	CG-08	Tandem Roller	42	315				MT-42		
	1981-79	CG-09		42	325				MT-42		
	1978-76	DD-16		22NF	225				SP-22NF		
	1981-76	DD-18	Double Drum	22NF	225				SP-22NF		
	E.D. Etnyre Co. • Chip Spreaders										
	1986-76	A-C 649T	Dsl	27	565	MTX-34 ¹			MT-27		
	1994-86	A-C 649T	CAT 3208	4D	760	4D-AGMX	4D-XHD				
	1994-86	A-C 649T	CAT 3208T	4D	760	4D-AGMX	4D-XHD				
	1996-86	CR 3208, CR 3208T		4D	760	4D-AGMX	4D-XHD				
1994-86	CS 6BT, CS 6BTA	Cummins	27	565	MTX-34 ¹			MT-27			
1996-86	CS 6BT, CS 6BTA		27	565	MTX-34 ¹			MT-27			
1988-83	CS 6BT, CS 6BTA, CS 6CT, CS 6CTA	Ford 429	27	565	MTX-34 ¹			MT-27			
1990-76	CS 6BT, CS 6BTA, CS 6CT, CS 6CTA	GM 4-53N	27	565	MTX-34 ¹			MT-27			
1990-76	CS 6BT, CS 6BTA, CS 6CT, CS 6CTA	GM 4-53T	27	565	MTX-34 ¹			MT-27			
1994-87	CS 6CT, CS 6CTA	Cummins	4D	760	4D-AGMX	4D-XHD					
1996-87	CS 6CT, CS 6CTA		4D	760	4D-AGMX	4D-XHD					
1984-76	IHC V-392		27	345	MTX-34 ¹			MT-27			
Industrial Industriel Industriel	E.D. Etnyre Co. • Haulers										
	1999-89	Heavy Hauler		22NF	260				SP-22NF		
	1996-76	Maint. Units		24	280	MTX-34 ¹	C24-XHD		MTP-24	MT-24	
	E.D. Etnyre Co. • Pavers										
	1994-92	A02447	Briggs & Stratton	U1	220			SP-40	SP-35	SP-30	
1996-76	Curb Paver		U1	220			SP-40	SP-35	SP-30		
1991-81	FC-400		4D	760	4D-AGMX	4D-XHD					
Lawn & Garden Césped y Jardín Jardin et Pelouse	E.D. Etnyre Co. • Pumping Units										
	1996-82	VH-4	Wisc	24	280	MTX-34 ¹	C24-XHD		MTP-24	MT-24	
	E.D. Etnyre Co. • Road Distributors										
	1994-78	Road Distributors		24	280	MTX-34 ¹	C24-XHD		MTP-24	MT-24	
	E.D. Etnyre Co. • Street Flushers										
	1994-84	Ford 442, Ford 649		27	345	MTX-34 ¹			MT-27		
	1994-84	Ford 442, Ford 649		27	565	MTX-34 ¹			MT-27		
	1996-94	JD 40A5D		27	565	MTX-34 ¹			MT-27		
	1991-90	JD 4239		27	345	MTX-34 ¹			MT-27		
	Powersports Vehículos Deportivos Sports Motorisés	Eimco Mining Machinery • Loaders (MHSA Schedule 24)									
1984-76		911-LHD, 912D-LHD		30H	480				29H-VHD		
1984-76		912-LHD, 913-LHD		8D	900	8D-AGMX	8D-XHD		8D-MHD		
1983-81		913D-LHD		4D	760	4D-AGMX	4D-XHD				
1984-77		915-LHD, 920-LHD		8D	900	8D-AGMX	8D-XHD		8D-MHD		
1984-78		918		8D	900	8D-AGMX	8D-XHD		8D-MHD		
1984-82		925X-LHD		8D	900	8D-AGMX	8D-XHD		8D-MHD		
Eimco Mining Machinery • Utility Vehicles (MHSA Schedule 24)											
1984-79		950 Minetender, 980-T10, 980-T13, 990 Lift Truck		27	600	MTX-34 ¹			MT-27		
1984-81		955 Minetender, 985		27	600	MTX-34 ¹			MT-27		
1984-83	955L Minetender		27	600	MTX-34 ¹			MT-27			
1984-76	975, 975A		27	600	MTX-34 ¹			MT-27			
1984-78	980-T15		27	600	MTX-34 ¹			MT-27			
1984-77	980-T20		8D	900	8D-AGMX	8D-XHD		8D-MHD			
1984-79	980-T27		8D	900	8D-AGMX	8D-XHD		8D-MHD			
Reference Referencia Référence	Elgin Sweeper Co. • Street Sweepers										
	1988-85	Condor Model E		31T	625	31-AGM7	31-MHD	31-ECL	31-LHD	31-VHD	
	1990-83	Crosswind	Dsl, GMC Chassis	74	550	MTX-78			MTP-78	MT-78	
	1991-88	Crosswind Model G, Eagle Model E, Eagle Model F	GMC Chassis	74	550	MTX-78			MTP-78	MT-78	
	1990-88	Crosswind Model L		64 ²	535				MT-56		
	1997-88	Eagle Model E, Eagle Model F		31T	750	31-AGM7	31-MHD		31-LHD	31-XHD	
	1979-76	Educator Model L, Educator Model M		27	440	MTX-34 ¹			MT-27		

Year	Model	Engine/Options	Group Size	Rating (CCA/AH)	AGM	XHD/MHD	ECL	Alternate 1	Alternate 2
Elgin Sweeper Co. • Street Sweepers (continued)									
1997-96	GEO-VAC		31T	925	31-AGMX	31-MHD		31-XHD	
1997-96	GEO-VAC	GEO-VAC Chassis	31T	925	31-AGMX	31-MHD		31-XHD	
1984	Pelican	Model HH	4 ²	680		4-XHD			
1990-86	Pelican Model A		31T	925	31-AGMX	31-MHD		31-XHD	
1997-88	Pelican Model P		31T	925	31-AGMX	31-MHD		31-XHD	
1990-86	Pelican Model S	Dsl	31T	925	31-AGMX	31-MHD		31-XHD	
1997-88	Pelican Model S	Gas	31T	925	31-AGMX	31-MHD		31-XHD	
1984-76	Pelican Model S, Whitewing Model T	Gas	27	440	MTX-34 ¹			MT-27	
1997-90	Pelican Model SE		31T	925	31-AGMX	31-MHD		31-XHD	
1984-79	Road Runner Model W	Gas	27	440	MTX-34 ¹			MT-27	
1990-85	Trailwind Model D		41	300				MT-41	
1994-88	Whirlwind II Model L	w/Federal Chassis	31T	925	31-AGMX	31-MHD		31-XHD	
1997-88	Whirlwind II Model L	GMC Chassis	74	550	MTX-78			MTP-78	MT-78
1983-76	Whirlwind II Model V	Gas	24	335	MTX-34 ¹	C24-XHD		MTP-24	MT-24
1983-76	Whirlwind II Model V	Dsl	31T	625	31-AGM7	31-MHD	31-ECL	31-LHD	31-VHD
1985-84	Whirlwind II Model V	Gas	78	550	MTX-78			MTP-78	MT-78
1990-84	Whirlwind II Model V	Dsl	74	550	MTX-78			MTP-78	MT-78
Essick Mayco • Concrete Pumps									
1995-89	MCP35, MCP38		24	280	MTX-34 ¹	C24-XHD		MTP-24	MT-24
Essick Mayco • Emulsion Sprayers									
1995-90	50XT		24	515	MTX-34 ¹	C24-XHD		MTP-24	MT-24
1985-79	ES2 27T	w/Electric Start	24	280	MTX-34 ¹	C24-XHD		MTP-24	MT-24
Essick Mayco • Graders									
1982-76	F-1500, F-1900		8D	935	8D-AGMX	8D-XHD		8D-MHD	
Essick Mayco • Maintainers									
1991-82	M-850A		3 ²	550				2-XHD	
1991-90	M-850B		3 ²	550				2-XHD	
Essick Mayco • Plastering Machines									
1985-78	MG-13MD, MG-18, MG-30, MG-30MD		22NF	550	DI*				
1995-85	MG-30-2		22NF	225				SP-22NF	
1985-80	MG-30D		24	360	MTX-34 ¹	C24-XHD		MTP-24	MT-24
1985-76	PG-12, PG-12MD, TM-30MD		24	280	MTX-34 ¹	C24-XHD		MTP-24	MT-24
1993-76	TM-30		24	280	MTX-34 ¹	C24-XHD		MTP-24	MT-24
1993-86	TM-45LD		24	360	MTX-34 ¹	C24-XHD		MTP-24	MT-24
1985-80	V72F		2 ²	515		2-XHD			
1985-76	V72S, VF54TEDD, VF54TELD, VR54TEHD		2 ²	515		2-XHD			
1990-76	VF54TEDD, VF54TELD, VR54TEHD		2 ²	545		2-XHD			
Essick Mayco • Rollers: Tandem									
1977-76	10-Ton Three Wheel		3 ²	550				2-XHD	
1982-76	5/8, 8/12		4D	760	4D-AGMX	4D-XHD			
Essick Mayco • Rollers: Vibratory									
1985-76	320-100, VR42RE, VR42RED, VR42RET		24	280	MTX-34 ¹	C24-XHD		MTP-24	MT-24
1985-77	PG-12, PG-12MD, VR130B, VR130R		U1	220			SP-40	SP-35	SP-30
1996	V30-3H		U1	220			SP-40	SP-35	SP-30
1990-86	V30R-R		U1	220			SP-40	SP-35	SP-30
1993-80	V30W 2R		U1	220			SP-40	SP-35	SP-30
1993-80	V30W2LD		22NF	225				SP-22NF	
1985-76	V30WR, VR30RE		U1	220			SP-40	SP-35	SP-30
1985-78	VF54TEW, VR54TEA		24	280	MTX-34 ¹	C24-XHD		MTP-24	MT-24
Euclid Hitachi Heavy • Graders									
1980-76	301, 401		7D ²	900				4-XHD	
1980-76	501		7D ⁴	900				4-XHD	
Euclid Hitachi Heavy • Haulers									
1989-88	R100		30HR	285				29H-VHD ⁷	
1989-88	R120, R170, R190		4D	700	4D-AGMX	4D-XHD			
1989-88	R120, R170, R190	Heavy Duty	8D	900	8D-AGMX	8D-XHD		8D-MHD	
1989-88	R25, R35, R50, R85		8D	900	8D-AGMX	8D-XHD		8D-MHD	
Euclid Hitachi Heavy • Scraper									
1980-76	110-11B		4D	760	4D-AGMX	4D-XHD			
1978-76	110-15		4D	760	4D-AGMX	4D-XHD			
1980-78	110-15B, 110-HTB		4D	760	4D-AGMX	4D-XHD			
1979-76	110-9, 192		4D	760	4D-AGMX	4D-XHD			
1977-76	110-HT, 292E, 294, 392		4D	760	4D-AGMX	4D-XHD			
1980-76	210		8D	900	8D-AGMX	8D-XHD		8D-MHD	
1980-78	210-HB		8D	900	8D-AGMX	8D-XHD		8D-MHD	
1978-76	210III H		8D	900	8D-AGMX	8D-XHD		8D-MHD	
Euclid Hitachi Heavy • Skidders									
1989-88	664D, 665D, 666D, 667D, F665, F666, F667		31T	625	31-AGM7	31-MHD	31-ECL	31-LHD	31-VHD
1989-88	668D		4D	800	4D-AGMX	4D-XHD			
1989-88	F668		31T	700	31-AGM7	31-MHD	31-ECL	31-LHD	31-XHD

For footnotes, see inside back cover. Notas al Pie de Página 468. Référence de Bas de Page 508.

DI* Distributor item, contact your Interstate Distributor. Artículo del Distribuidor DI*, comuníquese con su Distribuidor de Interstate. Article de distributeur DI*, communiquez avec votre distributeur Interstate.

Automotive & Light Truck
Automotrices y Camiones Livianos
Automobile et Camionnette

Heavy-Duty Truck
Camiones Para Servicio Pesado
Poids Lourds

Agriculture
Agrícola
Agriculture

Industrial
Industrial
Industrial

Lawn & Garden
Césped y Jardín
Jardin et Pelouse

Powersports
Vehículos Deportivos
Sports Motorisés

Reference
Referencia
Référence

	Year	Model	Engine/Options	Group Size	Rating (CCA/AH)	AGM	XHD/MHD	ECL	Alternate 1	Alternate 2	
Automotive & Light Truck Automotrices y Camiones Livianos Automobile et Camionnette	Euclid Hitachi Heavy • Wheel Dozers										
	1984-81	W280B		31T	700	31-AGM7	31-MHD	31-ECL	31-LHD	31-XHD	
	1992-84	W280C		31T	600	31-AGM7	31-MHD	31-ECL	31-LHD	31-VHD	
	1992-84	W280C		31T	625	31-AGM7	31-MHD	31-ECL	31-LHD	31-VHD	
	1991-90	W380		31T	625	31-AGM7	31-MHD	31-ECL	31-LHD	31-VHD	
	1992-80	W380B		31T	600	31-AGM7	31-MHD	31-ECL	31-LHD	31-VHD	
	1992-80	W380B		31T	625	31-AGM7	31-MHD	31-ECL	31-LHD	31-VHD	
Heavy-Duty Truck Camiones Para Servicio Pesado Poids Lourd	Euclid Hitachi Heavy • Wheel Loaders										
	1991-81	125C		31T	475	31-AGM7	31-MHD	31-ECL	31-VHD	31-LHD	
	1991-81	125C, 175C, 275C		31T	600	31-AGM7	31-MHD	31-ECL	31-LHD	31-VHD	
	1991-81	125C, 275C, 75C		31T	625	31-AGM7	31-MHD	31-ECL	31-LHD	31-VHD	
	1988-81	175C		31T	475	31-AGM7	31-MHD	31-ECL	31-VHD	31-LHD	
	1990-81	175C		31T	625	31-AGM7	31-MHD	31-ECL	31-LHD	31-VHD	
	1991-90	175C		31T	475	31-AGM7	31-MHD	31-ECL	31-VHD	31-LHD	
	1991-81	175C, 275C		8D	900	8D-AGMX	8D-XHD		8D-MHD		
	1991-81	275C		31T	580	31-AGM7	31-MHD	31-ECL	31-VHD	31-LHD	
	1991-78	35C, 45C		31T	475	31-AGM7	31-MHD	31-ECL	31-VHD	31-LHD	
	1991-78	35C, 45C		31T	625	31-AGM7	31-MHD	31-ECL	31-LHD	31-VHD	
	1991-79	475C, 475C Turbo		31T	580	31-AGM7	31-MHD	31-ECL	31-VHD	31-LHD	
	1991-79	475C, 475C Turbo		31T	600	31-AGM7	31-MHD	31-ECL	31-LHD	31-VHD	
	1991-79	475C, 475C Turbo		8D	900	8D-AGMX	8D-XHD		8D-MHD		
	1991-79	475C, 475C Turbo, 55C		31T	625	31-AGM7	31-MHD	31-ECL	31-LHD	31-VHD	
	1991-79	55C		31T	700	31-AGM7	31-MHD	31-ECL	31-LHD	31-XHD	
	1991-76	675		8D	900	8D-AGMX	8D-XHD		8D-MHD		
	1990-81	75C		31T	475	31-AGM7	31-MHD	31-ECL	31-VHD	31-LHD	
	Agriculture Agrícola Agriculture	1992-88	L120, L160, L50, L70, L90		N/A	N/A	DI*				
1992-88		L140, L190B, L270B, L320, L480, L480T		31T	625	31-AGM7	31-MHD	31-ECL	31-LHD	31-VHD	
1992-88		L30		N/A	380	DI*					
Industrial Industrial Industriel	Fiatallis North America • Crawler Tractors										
	1976	12G		4D	775	4D-AGMX	4D-XHD				
	1981-76	16B		4D	775	4D-AGMX	4D-XHD				
	1980-76	21C		8D	975	8D-AGMX	8D-XHD		8D-MHD		
	1985-76	31		8D	975	8D-AGMX	8D-XHD		8D-MHD		
	1982-76	41B		8D	975	8D-AGMX	8D-XHD		8D-MHD		
	Fiatallis North America • Crawlers, Tractors, Loaders										
	1985-78	10C, 14C, FD20, FL10C, FL14C, FL20		4D	775	4D-AGMX	4D-XHD				
	1985-80	FD-30		8D	975	8D-AGMX	8D-XHD		8D-MHD		
	1985-82	FD-40, FD-50		8D	975	8D-AGMX	8D-XHD		8D-MHD		
1985-82	FD-5, FD-50, FL-5		27	345	MTX-34 ¹			MT-27			
1985-83	FD-7, FL-7		27	345	MTX-34 ¹			MT-27			
2004-03	LV80		27	675	MTX-34 ¹			MT-27			
Lawn & Garden Césped y Jardín Jardin et Pelouse	Fiatallis North America • Excavators										
	1985-82	FE-18		30HR ²	580				29H-VHD ⁷		
	1985-82	FE-20, FE-28		4D	775	4D-AGMX	4D-XHD				
	1985-83	FE-40		4D	775	4D-AGMX	4D-XHD				
Fiatallis North America • Motor Graders											
1981-76	100C, 150C, 200C		4D	775	4D-AGMX	4D-XHD					
1985-82	FG-76		4D	775	4D-AGMX	4D-XHD					
1985-82	FG-85, FG-95		27	345	MTX-34 ¹			MT-27			
2004-02	RG 140, RG 170, RG 200		27	675	MTX-34 ¹			MT-27			
Powersports Vehículos Deportivos Sports Motorisés	Fiatallis North America • Pipelayers										
	1985-77	161, 262, 263		8D	975	8D-AGMX	8D-XHD		8D-MHD		
	1985-76	260, 261		8D	975	8D-AGMX	8D-XHD		8D-MHD		
	1985-81	FP-120		8D	975	8D-AGMX	8D-XHD		8D-MHD		
	1985-82	FP-60		4D	775	4D-AGMX	4D-XHD				
	1985-76	PL-40		4D	775	4D-AGMX	4D-XHD				
Reference Referencia Référence	Fiatallis North America • Wheel Loaders										
	1981-76	645B		4D	775	4D-AGMX	4D-XHD				
	1980-77	745C		4D	775	4D-AGMX	4D-XHD				
	1984-76	945B		8D	975	8D-AGMX	8D-XHD		8D-MHD		
	1985-81	FR-10, FR-12		30H ²	580				29H-VHD		
	1985-81	FR-15		30H ⁴	580				29H-VHD		
	1985-80	FR-20		30H ²	580				29H-VHD		
	1985-84	FR-30, FR-35		31T	625	31-AGM7	31-MHD	31-ECL	31-LHD	31-VHD	
	1985-83	FR-7		30H ²	655				29H-VHD		
	Finn Corp. • Bark Blowers										
2000-99	1240		27	675	MTX-34 ¹			MT-27			
1998	302		34	685	MTX-34			MTP-34	MT-34		
1998-97	808, 816		27	675	MTX-34 ¹			MT-27			
2007-06	B260, B40, B70, BB1222/1208/1216, BB200 Compact, BB302/705, Express, Krimper		34	685	MTX-34			MTP-34	MT-34		
2004-02	BB1240, BB302, BB605, BB908/916		34	685	MTX-34			MTP-34	MT-34		

Year	Model	Engine/Options	Group Size	Rating (CCA/AH)	AGM	XHD/MHD	ECL	Alternate 1	Alternate 2
Finn Corp. • Hydroseeders									
1989-76	B-250	Ford 300	24	520	MTX-34 ¹	C24-XHD		MTP-24	MT-24
1998-90	B-260, T-170, T-280, T-330		27	675	MTX-34 ¹			MT-27	
1987-86	T-100, T-110, T-80	Wisc 1770	24	375	MTX-34 ¹	C24-XHD		MTP-24	MT-24
1985-76	T-100, T-80	Wisc VH4D	24	400	MTX-34 ¹	C24-XHD		MTP-24	MT-24
1985-84	T-110	Wisc VH4D	24	400	MTX-34 ¹	C24-XHD		MTP-24	MT-24
1987-86	T-110, T-80	Kubota 1702	24	520	MTX-34 ¹	C24-XHD		MTP-24	MT-24
2007-02	T-120		34	685	MTX-34			MTP-34	MT-34
1994-87	T-120, T-90		24	520	MTX-34 ¹	C24-XHD		MTP-24	MT-24
1998-95	T-120, T-90		34	685	MTX-34			MTP-34	MT-34
1978-76	T-150	Ford 2 G	24	355	MTX-34 ¹	C24-XHD		MTP-24	MT-24
2007-02	T-170		27	675	MTX-34 ¹			MT-27	
1976	T-250, T-300	Ford 240	24	335	MTX-34 ¹	C24-XHD		MTP-24	MT-24
2004-02	T-280, T-330		27	675	MTX-34 ¹			MT-27	
2007-06	T-280, T-330		27	675	MTX-34 ¹			MT-27	
1998-97	T-30		U1	130		SP-40	SP-35	SP-30	SP-18
2007-02	T-30		U1	130		SP-40	SP-35	SP-30	SP-18
1990-85	T-50		24	520	MTX-34 ¹	C24-XHD		MTP-24	MT-24
1990-85	T-50	600	24	520	MTX-34 ¹	C24-XHD		MTP-24	MT-24
1990-85	T-50	Kubota	24	520	MTX-34 ¹	C24-XHD		MTP-24	MT-24
1990-85	T-50	Wisc TJ	24	520	MTX-34 ¹	C24-XHD		MTP-24	MT-24
1998-90	T-60		34	685	MTX-34			MTP-34	MT-34
2004-02	T-60, T-90		34	685	MTX-34			MTP-34	MT-34
2007-06	T-60, T-90		34	685	MTX-34			MTP-34	MT-34
2007	T-75		34	685	MTX-34			MTP-34	MT-34
1996-90	TL-30		U1	130		SP-40	SP-35	SP-30	SP-18
Finn Corp. • Mulch Spreaders									
1998	B-40		34	685	MTX-34			MTP-34	MT-34
1985-76	B-50	Wisc VH4D	24	400	MTX-34 ¹	C24-XHD		MTP-24	MT-24
1987-86	B-50	Wisc 1770	24	370	MTX-34 ¹	C24-XHD		MTP-24	MT-24
1987-86	B-50	Kubota 1702	24	520	MTX-34 ¹	C24-XHD		MTP-24	MT-24
1994-87	B-70	Kubota 1702	24	520	MTX-34 ¹	C24-XHD		MTP-24	MT-24
1995-87	B-70	Wisc 1770	24	520	MTX-34 ¹	C24-XHD		MTP-24	MT-24
1998-95	B-70	Kubota 1503, 1703	34	685	MTX-34			MTP-34	MT-34
1997-87	C-15		U1	130		SP-40	SP-35	SP-30	SP-18
Finn Corp. • Twinjets									
1990-87	Twinjet		30H	600				29H-VHD	
Finn Corp. • Utility									
2002	Eagle		34	685	MTX-34			MTP-34	MT-34
FMC Const. Equip. • Power Shovels & Cranes									
1977-76	1000, 1500, 2300, HTC-14, HTC-20, HTC-25, HTC-34, HTC-35, LS-3000, LS-3500, LS-4000, LS-4200, LS-4500, LS-5000		8D ²	935	8D-AGMX	8D-XHD		8D-MHD	
1985-76	GC-78B, UC78B	GM 4082 Dsl	8D ²	935	8D-AGMX	8D-XHD		8D-MHD	
1985-76	HB-108C, HC-108C, LS-108, LS-108B, LS-108C, LS-110, LS-98, LS-98PL, LS-98TL, TC-108B, TC-108C	Logger Only	8D	975	8D-AGMX	8D-XHD		8D-MHD	
1985-76	HC-138, HC-138A, HC-218, HC-238, HC-238A, LS-2800, LS-4800, LS-4800PL, LS-518, LS-5800, LS-5800TL, LS-7600		8D ²	975	8D-AGMX	8D-XHD		8D-MHD	
1985-76	HC-218A		8D	975	8D-AGMX	8D-XHD		8D-MHD	
1985-76	HC-258, LS-408, LS-418A		8D ²	935	8D-AGMX	8D-XHD		8D-MHD	
1985-83	HC-268		8D ²	975	8D-AGMX	8D-XHD		8D-MHD	
1985-76	HC-48A	Chrysler	24	280	MTX-34 ¹	C24-XHD		MTP-24	MT-24
1985-76	HC-48A	GM 4-53 (Carrier)	30H	380				29H-VHD	
1985-76	HC-48A	GM 3-53 (Upper)	4	655		4-XHD			
1985-76	HC-48A	GM 4-53T	4	655		4-XHD			
1985-76	LS-118		8D	935	8D-AGMX	8D-XHD		8D-MHD	
1985-79	LS-128		8D	975	8D-AGMX	8D-XHD		8D-MHD	
1985-76	LS-318, LS-338	CAT D3306T	8D ²	975	8D-AGMX	8D-XHD		8D-MHD	
1985-76	LS-318, LS-338	Cummins N855	8D ²	975	8D-AGMX	8D-XHD		8D-MHD	
1985-76	LS-318, LS-338	GM 6030	8D ²	975	8D-AGMX	8D-XHD		8D-MHD	
1985-76	LS-318, LS-338	GM 6082	8D ²	975	8D-AGMX	8D-XHD		8D-MHD	
1985-78	LS-3400, LS-5400, LS-7600A, TG-1900		8D ²	975	8D-AGMX	8D-XHD		8D-MHD	
1984-76	LS-58, LS-68, LS-78, LS-78LC		4 ²	590		4-XHD			
1985-79	LS-6400		8D ²	975	8D-AGMX	8D-XHD		8D-MHD	
1985-77	LS-718		31T	475	31-AGM7	31-MHD	31-ECL	31-VHD	31-LHD
1985-80	LS-918		31T ⁴	625	31-AGM7	31-MHD	31-ECL	31-LHD	31-VHD
1985-77	TG-1500		8D ²	975	8D-AGMX	8D-XHD		8D-MHD	
1981	TG-1900, TG-2300	GM 4082 Dsl	8D	935	8D-AGMX	8D-XHD		8D-MHD	
1985-76	UC-108B	GM 4082 Dsl	8D	935	8D-AGMX	8D-XHD		8D-MHD	
1985-77	UC-108C, UC-78B		8D ²	935	8D-AGMX	8D-XHD		8D-MHD	

Automotive & Light Truck
Automotrices y Camiones Livianos
Automobile et Camionette

Heavy-Duty Truck
Camiones Para Servicio Pesado
Poids Lourds

Agriculture
Agrícola
Agriculture

Industrial
Industrial
Industrial

Lawn & Garden
Césped y Jardín
Jardin et Pelouse

Powersports
Vehículos Deportivos
Sports Motorises

Reference
Referencia
Référence

For footnotes, see inside back cover. Notas al Pie de Página 468. Référence de Bas de Page 508.

Di* Distributor item, contact your Interstate Distributor. Artículo del Distribuidor Di*, comuníquese con su Distribuidor de Interstate. Article de distributeur Di*, communiquez avec votre distributeur Interstate.

	Year	Model	Engine/Options	Group Size	Rating (CCA/AH)	AGM	XHD/MHD	ECL	Alternate 1	Alternate 2		
Automotive & Light Truck Automotrices y Camiones Livianos Automobile et Camionnette	Galion Equipment • Industrial											
	1980-76	10-12		27	390	MTX-34 ¹			MT-27			
	1980-76	125, 125A, 125F, 125FA, 140F		8D	650	8D-AGMX	8D-XHD		8D-MHD			
	1980-76	125, 125A, 125F, 125FA, 140F		8D	975	8D-AGMX	8D-XHD		8D-MHD			
	1978-76	125, 125F, R.O.S.		27	345	MTX-34 ¹			MT-27			
	1979-76	125A, 125FA, 150P		27	345	MTX-34 ¹			MT-27			
	1983-76	150A, 150FA		8D	650	8D-AGMX	8D-XHD		8D-MHD			
	1983-76	150A, 80, PD84A, VO-84A, VOS-A84A, VOS-D84A		8D	975	8D-AGMX	8D-XHD		8D-MHD			
	1982-76	150P		8D	975	8D-AGMX	8D-XHD		8D-MHD			
	1983-82	200F		8D	650	8D-AGMX	8D-XHD		8D-MHD			
	1983-82	200F		8D	975	8D-AGMX	8D-XHD		8D-MHD			
	1982-77	220A		8D	975	8D-AGMX	8D-XHD		8D-MHD			
	1982-80	25A		27	345	MTX-34 ¹			MT-27			
	1982-80	25A		8D	975	8D-AGMX	8D-XHD		8D-MHD			
	Heavy-Duty Truck Camiones Para Servicio Pesado Poids Lourd	1983-76	3500, S3-5, S4-6, S5-8, S8-10		27	345	MTX-34 ¹			MT-27		
1982-76		503L		27	345	MTX-34 ¹			MT-27			
1980-76		80		27	345	MTX-34 ¹			MT-27			
1982-79		RP60		8D	975	8D-AGMX	8D-XHD		8D-MHD			
1983-76		S3-5, S4-6		27	390	MTX-34 ¹			MT-27			
1977-76		T500A		8D	880	8D-AGMX	8D-XHD		8D-MHD			
1983-77		T500C, T500M, T600C		8D	975	8D-AGMX	8D-XHD		8D-MHD			
1977-76		T500L, T600B		8D	800	8D-AGMX	8D-XHD		8D-MHD			
Agriculture Agrícola Agriculture		Gardner • Industrial										
		1982	D150QJD, D190QJD, G150GIH, G190QIH		24	360	MTX-34 ¹	C24-XHD		MTP-24	MT-24	
		1982-78	SAQ7Q-A, SAQ7R-B, SAUTT-B, SAUTW-B, SPKTK-A, SPNTN -A		8D	900	8D-AGMX	8D-XHD		8D-MHD		
		1982-79	SAW7X-B		8D	900	8D-AGMX	8D-XHD		8D-MHD		
		1978-76	SP600DK, SPKD8, SPND8, SPQDA, SPQDC, SPQDD, SPTDA, SPTDC, SPTDD, SPWDA, SPWDB, SPWDC		8D	900	8D-AGMX	8D-XHD		8D-MHD		
		1977-76	SPCDA, SPHGB		27H	440	MTX-34 ¹	C24-XHD		MTP-24	MT-24	
		1977-76	SPCGB		24	285	MTX-34 ¹	C24-XHD		MTP-24	MT-24	
	1981-77	SPERC-A		4D	640	4D-AGMX	4D-XHD					
	1981-76	SPEVC-A		24	285	MTX-34 ¹	C24-XHD		MTP-24	MT-24		
	1981-76	SPFDC, SPHDE		4D	640	4D-AGMX	4D-XHD					
	1977-76	SPHDC, SPHDD		4D	640	4D-AGMX	4D-XHD					
	Industrial Industrial Industriel	GEHL • Asphalt Pavers										
		2015	1448 Plus		49	680	MTX-49/H8			MT-49/H8	MTP-49/H8	
		2015	1648 Plus		24	675	MTX-34 ¹			MTP-24		
		GEHL • Industrial										
1995-89		1083, 883		8D	1050	8D-AGMX	8D-XHD		8D-MHD			
2014-07		1448 Plus		49	680	MTX-49/H8			MT-49/H8	MTP-49/H8		
2014-07		1640E, 1648 Plus		24	675	MTX-34 ¹			MTP-24			
1995-83		3310, 3410, 3725		45	440	SC51DA ^{5,6}			MT-51 ^{5,6}	SP-45		
1995-91		3825		24	675	MTX-34 ¹			MTP-24			
1995-91		4525		45	440	SC51DA ^{5,6}			MT-51 ^{5,6}	SP-45		
1995-91		4625, 5625, 6625		31T	950	31-AGMX	31-MHD		31-XHD			
1996-89		543 (D4P73)		8D	1050	8D-AGMX	8D-XHD		8D-MHD			
1983-78		544A		8D	880	8D-AGMX	8D-XHD		8D-MHD			
1989-83		546 (D4P60)		4D	750	4D-AGMX	4D-XHD					
1989-83		548, 549, D4P100, D4P80		8D	1050	8D-AGMX	8D-XHD		8D-MHD			
1995-89	553, 563		4D	750	4D-AGMX	4D-XHD						
1995-92	562		4D	750	4D-AGMX	4D-XHD						
Lawn & Garden Césped y Jardín Jardin et Pelouse	1998-93	5635, 6635		31T	950	31-AGMX	31-MHD		31-XHD			
	1989-86	576 (D4P63), DM52, DM54		4D	750	4D-AGMX	4D-XHD					
	1983-80	H4M50, H4M80		27F	400	SC27FDA			MTP-27F			
	GEHL • Skid-Steer Loaders											
	2015	1640E		24	675	MTX-34 ¹			MTP-24			
	GENERAC MOBILE PRODUCTS • Light Plants											
	2015	MLT3060K, MLT3060M, MLT4080M		24	440	MTX-34 ¹	C24-XHD		MTP-24	MT-24		
	2017-15	MLT3060KV, MLT3060MV, MLT4060K, MLT4060KV, MLT4060M, MLT4060MV, MLT4080K, MLT4080KV, MLT4150MV, MLT5060KV, MLT5060MV, MLT5080KV		24	440	MTX-34 ¹	C24-XHD		MTP-24	MT-24		
	2017-15	MLT4200IF4		24	720	MTX-34 ¹	C78DT-XHD		MTP-24	MTP-78DT		
	2015	MLT4200IV, MLT5200		24	720	MTX-34 ¹	C78DT-XHD		MTP-24	MTP-78DT		
	Reference Referencia Référence	Getman • Industrial										
		1994-81	1200-DJC, 1248, 800-DJC, A-64, S-300		4D	760	4D-AGMX	4D-XHD				
		1980-76	1248, A-64, AD-1025, B-500, KD-6, M-64L, M-64PH, S-300, Univ. III		4D	640	4D-AGMX	4D-XHD				
		1994-82	200, 220, 640-DJC		4D	760	4D-AGMX	4D-XHD				
		1980-78	640-DJC		4D	640	4D-AGMX	4D-XHD				
1987-81		644		4D	760	4D-AGMX	4D-XHD					

Year	Model	Engine/Options	Group Size	Rating (CCA/AH)	AGM	XHD/MHD	ECL	Alternate 1	Alternate 2
Getman • Industrial (continued)									
1990-81	AD-1025, B-500, KD-6, M-64L, M-64PH, Medibore, Univ. III		4D	760	4D-AGMX	4D-XHD			
1977-76	Dispatch		27	465	MTX-34 ¹			MT-27	
1990-76	R-42, R-62		4D	640	4D-AGMX	4D-XHD			
1990-76	R-42, R-62		4D	760	4D-AGMX	4D-XHD			
Gomaco • Industrial									
1991-81	8500B		8D	850	8D-AGMX	8D-XHD		8D-MHD	
1998-91	9000		8D	850	8D-AGMX	8D-XHD		8D-MHD	
1998-86	9500, GP-2000		8D	850	8D-AGMX	8D-XHD		8D-MHD	
1986-78	BP-6400		8D	850	8D-AGMX	8D-XHD		8D-MHD	
1984-78	C-450		U1	200			SP-40	SP-35	SP-30
1991	C-650	2 Cyl	24	390	MTX-34 ¹	C24-XHD		MTP-24	MT-24
1984-78	C-650, RP510		24	390	MTX-34 ¹	C24-XHD		MTP-24	MT-24
1998-91	C-700 Carriage		U1	235			SP-40	SP-35	SP-30
1998-91	C-700 Console		24	515	MTX-34 ¹	C24-XHD		MTP-24	MT-24
1998-90	CC-1200		24	515	MTX-34 ¹	C24-XHD		MTP-24	MT-24
1991-83	EC-1000		U1	235			SP-40	SP-35	SP-30
1998-93	GHP2800		8D	1150	8D-AGMX	8D-MHD		8D-XHD	
1992-80	GP-2500, GP-2500B		8D	850	8D-AGMX	8D-XHD		8D-MHD	
1998-95	GP-2600, PS2600		8D	1150	8D-AGMX	8D-MHD		8D-XHD	
1994-88	GP-3000		8D	850	8D-AGMX	8D-XHD		8D-MHD	
1992-85	GP-3500		8D	850	8D-AGMX	8D-XHD		8D-MHD	
1998-95	GP-4000		8D	850	8D-AGMX	8D-XHD		8D-MHD	
1992-84	GP-5000		8D	850	8D-AGMX	8D-XHD		8D-MHD	
1998-96	GT-3200		24	900	DI*				
1998-87	GT-3300		31T	625	31-AGM7	31-MHD	31-ECL	31-LHD	31-VHD
1998-91	GT-3600		31T	625	31-AGM7	31-MHD	31-ECL	31-LHD	31-VHD
1998-76	GT-6300		8D	850	8D-AGMX	8D-XHD		8D-MHD	
1982-78	HW165		8D	850	8D-AGMX	8D-XHD		8D-MHD	
1991-82	HW165B, SCAR-I		8D	850	8D-AGMX	8D-XHD		8D-MHD	
1994-85	PS48		8D	850	8D-AGMX	8D-XHD		8D-MHD	
1994-90	PS60		8D	1150	8D-AGMX	8D-MHD		8D-XHD	
1986-79	SCAR-III		8D	850	8D-AGMX	8D-XHD		8D-MHD	
1998-83	SL-450		U1	235			SP-40	SP-35	SP-30
1998-83	SL-450	12 Hp, 16 Hp	U1	235			SP-40	SP-35	SP-30
1998-90	SL-450	20 Hp	U1	235			SP-40	SP-35	SP-30
1998-92	TC400, TC600	Deutz Eng	24	900	DI*				
Gradall • Crawler Excavators									
2015	XL3200 III, XL3210 III, XL4200 III, XL4210 III, XL5200 III, XL5210 III		31T ²	1000	31-AGMX	31-XHD			
Gradall • Industrial									
1997-90	522, 524, 534C-6		31T	810	31-AGM7	31-MHD		31-XHD	
1989-84	532	Dsl	27	600	MTX-34 ¹			MT-27	
1993-90	532C-6, LT60		24	825	MTX-34 ^{1,48}			MTP-24 ⁴⁸	
1983-76	534	Dsl	31T	620	31-AGM7	31-MHD	31-ECL	31-LHD	31-VHD
1986-80	534B	Gas	27	600	MTX-34 ¹			MT-27	
1994-82	534B	Dsl	27	600	MTX-34 ¹			MT-27	
1997-94	534C-10, 534C-9		31T	810	31-AGM7	31-MHD		31-XHD	
1997-95	534C-6T		31T	810	31-AGM7	31-MHD		31-XHD	
1997	534D-10, 534D-6, 534D-6T, 534D-9, 544D-10		31T	810	31-AGM7	31-MHD		31-XHD	
1985-80	542	Gas	27	600	MTX-34 ¹			MT-27	
1992-80	542	Dsl	27	600	MTX-34 ¹			MT-27	
1993-84	544		31T	810	31-AGM7	31-MHD		31-XHD	
1997-96	544C-10		31T	810	31-AGM7	31-MHD		31-XHD	
1993-76	552, 554		27	600	MTX-34 ¹			MT-27	
1985-80	G-1000		8D	900	8D-AGMX	8D-XHD		8D-MHD	
1985-82	G-3R		8D	1115	8D-AGMX	8D-XHD		8D-MHD	
1989-81	G-3W		8D	1115	8D-AGMX	8D-XHD		8D-MHD	
1998-85	G-3WD		31T	810	31-AGM7	31-MHD		31-XHD	
1990-85	G-660		27	600	MTX-34 ¹			MT-27	
1984-76	G-660 UPPE		8D	1115	8D-AGMX	8D-XHD		8D-MHD	
1988-83	G-660C		8D	1115	8D-AGMX	8D-XHD		8D-MHD	
1993-88	G-660E		8D	1115	8D-AGMX	8D-XHD		8D-MHD	
1993-88	G-660E		27F	600	SC27FDA			MTP-27F	
1985-76	G-880		8D	1115	8D-AGMX	8D-XHD		8D-MHD	
1989-85	G-880		24F	600	MTX-24F			MTP-24F	MT-24F
1990-83	G-880C		8D	1115	8D-AGMX	8D-XHD		8D-MHD	
1992-90	G-880E		8D	1115	8D-AGMX	8D-XHD		8D-MHD	
1992-90	G-880E		27F	600	SC27FDA			MTP-27F	
1993-91	LPR-60		31T	810	31-AGM7	31-MHD		31-XHD	
1993-90	MT80		24	825	MTX-34 ^{1,48}			MTP-24	

For footnotes, see inside back cover. Notas al Pie de Página 468. Référence de Bas de Page 508.

Di* Distributor item, contact your Interstate Distributor. Artículo del Distribuidor Di*, comuníquese con su Distribuidor de Interstate. Article de distributeur Di*, communiquez avec votre distributeur Interstate.

Automotive & Light Truck
Automotrices y Camiones Livianos
Automobile et Camionnette

Heavy-Duty Truck
Camiones Para Servicio Pesado
Poids Lourd

Agriculture
Agrícola
Agriculture

Industrial
Industrial
Industrial

Lawn & Garden
Césped y Jardín
Jardin et Pelouse

Powersports
Vehículos Deportivos
Sports Motorisés

Reference
Referencia
Référence

	Year	Model	Engine/Options	Group Size	Rating (CCA/AH)	AGM	XHD/MHD	ECL	Alternate 1	Alternate 2	
Automotive & Light Truck Automotrices y Camiones Livianos Automobile et Camionnette	Gradall • Industrial (continued)										
	1998-97	XL 2200		31T	810	31-AGM7	31-MHD		31-XHD		
	2010-08	XL 3100III		31T ²	1000	31-AGMX	31-XHD				
	2014-08	XL 3200III, XL 3210III, XL 3300III, XL 4200III, XL 4210III, XL 5200III, XL 5210III		31T ²	1000	31-AGMX	31-XHD				
	1998-93	XL 4000, XL 4100		31T	810	31-AGM7	31-MHD		31-XHD		
	2010-06	XL 4100III, XL 5100III		31T ²	1000	31-AGMX	31-XHD				
	1998-92	XL 5000, XL 5100		31T	810	31-AGM7	31-MHD		31-XHD		
	2010-01	XL 5110		31T ²	1000	31-AGMX	31-XHD				
	2014-09	XL 5300III		31T ²	1000	31-AGMX	31-XHD				
	Gradall • Wheeled Excavators										
2015	XL3300 III, XL5300 III		31T ²	1000	31-AGMX	31-XHD					
Heavy-Duty Truck Camiones Para Servicio Pesado Poids Lourds	Grimmer • Industrial										
	1997-84	100D		31T	625	31-AGM7	31-MHD	31-ECL	31-LHD	31-VHD	
	1992-89	100Q, 150D		31T	625	31-AGM7	31-MHD	31-ECL	31-LHD	31-VHD	
	1992-82	105Q		24	390	MTX-34 ¹	C24-XHD		MTP-24	MT-24	
	1992-82	105Q		31T	625	31-AGM7	31-MHD	31-ECL	31-LHD	31-VHD	
	1992-82	105Q, 125Q		73	500	MTZ-75DT			MTP-75	MT-75	
	1995-85	125D		31T	625	31-AGM7	31-MHD	31-ECL	31-LHD	31-VHD	
	1992-82	125Q		71	390	MTZ-75DT			MTP-75	MT-75	
	1995-82	125Q		31T	625	31-AGM7	31-MHD	31-ECL	31-LHD	31-VHD	
	1991-88	1300D		31T	1075	31-AGMX	31-XHD ⁴⁸				
Agriculture Agrícola Agriculture	1992-85	150Q		31T	625	31-AGM7	31-MHD	31-ECL	31-LHD	31-VHD	
	1986-82	160D		31T	625	31-AGM7	31-MHD	31-ECL	31-LHD	31-VHD	
	1995-90	165CNG		31T	625	31-AGM7	31-MHD	31-ECL	31-LHD	31-VHD	
	1992-84	175Q		71	390	MTZ-75DT			MTP-75	MT-75	
	1992-84	175Q		73	500	MTZ-75DT			MTP-75	MT-75	
	1995-84	175Q		31T	625	31-AGM7	31-MHD	31-ECL	31-LHD	31-VHD	
	1986-84	175QD		31T	625	31-AGM7	31-MHD	31-ECL	31-LHD	31-VHD	
	1990-82	175QG		71	390	MTZ-75DT			MTP-75	MT-75	
	1990-82	175QG		73	500	MTZ-75DT			MTP-75	MT-75	
	1990-82	175QG		31T	625	31-AGM7	31-MHD	31-ECL	31-LHD	31-VHD	
Industrial Industrial Industriel	1995-89	185D		31T	625	31-AGM7	31-MHD	31-ECL	31-LHD	31-VHD	
	1998-89	185DR		31T	625	31-AGM7	31-MHD	31-ECL	31-LHD	31-VHD	
	1992-87	190JD		31T	625	31-AGM7	31-MHD	31-ECL	31-LHD	31-VHD	
	1998	250DR		31T	625	31-AGM7	31-MHD	31-ECL	31-LHD	31-VHD	
	1990-85	250MD, H190D		31T	625	31-AGM7	31-MHD	31-ECL	31-LHD	31-VHD	
	1995-91	260D, 375D		31T	625	31-AGM7	31-MHD	31-ECL	31-LHD	31-VHD	
	1986-85	275D, 345D		31T	625	31-AGM7	31-MHD	31-ECL	31-LHD	31-VHD	
	1990-88	35G		U1	225			SP-40	SP-35	SP-30	
	1997-96	375DR		31T	625	31-AGM7	31-MHD	31-ECL	31-LHD	31-VHD	
	1986-83	425TT		31T	625	31-AGM7	31-MHD	31-ECL	31-LHD	31-VHD	
Lawn & Garden Césped y Jardín Jardin et Pelouse	1986-81	600TT		31T	625	31-AGM7	31-MHD	31-ECL	31-LHD	31-VHD	
	1992-89	636-31B		31T	645	31-AGM7	31-MHD	31-ECL	31-LHD	31-VHD	
	1995-87	800D		31T	1075	31-AGMX	31-XHD ⁴⁸				
	1992-90	903-41B		31T	645	31-AGM7	31-MHD	31-ECL	31-LHD	31-VHD	
	Hanson Worldwide • Industrial										
	1979-77	15, 512 61, 512 62, C42-330, E1212, HT 428C, RW303, S31, S48, ST110, T448, TU 14 & 2		8D	975	8D-AGMX	8D-XHD		8D-MHD		
	1979-78	A Frame Hoist and Moving Dolly		24	440	MTX-34 ¹	C24-XHD		MTP-24	MT-24	
	1980-79	Hoist		8D	975	8D-AGMX	8D-XHD		8D-MHD		
	1978-77	HS 28C		8D	975	8D-AGMX	8D-XHD		8D-MHD		
	1979-77	JCJ48, RTS16, RTS17		24	440	MTX-34 ¹	C24-XHD		MTP-24	MT-24	
Powersports Vehículos Deportivos Sports Motorisés	Haulpak • Industrial										
	1981-76	101-F, 101-G		4D	775	4D-AGMX	4D-XHD				
	1995-87	140M	Electric Start	8D	935	8D-AGMX	8D-XHD		8D-MHD		
	1997-87	210M	Electric Start	8D	935	8D-AGMX	8D-XHD		8D-MHD		
	1981-76	222-G, 229-G, 252-FT, 333-F, 333-FT, 339-F, CM50 Crane		8D	935	8D-AGMX	8D-XHD		8D-MHD		
	1981-79	259-FT		8D	935	8D-AGMX	8D-XHD		8D-MHD		
	1981-77	353-FT		8D	935	8D-AGMX	8D-XHD		8D-MHD		
	1997-88	385M, 445E, 510E, 630E, 685E, 830E	Electric Start	8D	935	8D-AGMX	8D-XHD		8D-MHD		
	1997	530M	Electric Start	8D	935	8D-AGMX	8D-XHD		8D-MHD		
	1997-96	730E, 930E	Electric Start	8D	935	8D-AGMX	8D-XHD		8D-MHD		
Reference Referencia Référence	1997-88	830E	Air Start	30H	580				29H-VHD		
	1987-83	BFA-22, BFA-33		8D	935	8D-AGMX	8D-XHD		8D-MHD		
	1987-79	BFA-23		8D	935	8D-AGMX	8D-XHD		8D-MHD		
	1988-83	BFA-30, BFA-34	Electric Start	8D	935	8D-AGMX	8D-XHD		8D-MHD		
	1985-83	BFA-32		8D	935	8D-AGMX	8D-XHD		8D-MHD		
	1988-87	BFA-36, CFA-23		8D	935	8D-AGMX	8D-XHD		8D-MHD		
	1987-85	BFA-39		8D	935	8D-AGMX	8D-XHD		8D-MHD		
	1980-76	CFA-20		8D	935	8D-AGMX	8D-XHD		8D-MHD		
	1983-80	CFA-21		8D	935	8D-AGMX	8D-XHD		8D-MHD		
	1984-83	CFA-22		8D	935	8D-AGMX	8D-XHD		8D-MHD		

Year	Model	Engine/Options	Group Size	Rating (CCA/AH)	AGM	XHD/MHD	ECL	Alternate 1	Alternate 2
Hitachi • Industrial									
1989-86	EX 100		4D	490	4D-AGMX	4D-XHD			
1989-88	EX 1000		8D	925	8D-AGMX	8D-XHD		8D-MHD	
1989-87	EX 100WD		4D	580	4D-AGMX	4D-XHD			
1989-87	EX 150		4D	585	4D-AGMX	4D-XHD			
1989-87	EX 1800		8D	1090	8D-AGMX	8D-XHD		8D-MHD	
1989-84	EX 200, UH 083		4D	670	4D-AGMX	4D-XHD			
1989-84	EX 270, UH 123		4D	1115	4D-AGMX				
1989-87	EX 3500		8D	1150	8D-AGMX	8D-MHD		8D-XHD	
1989-88	EX 400		8D	1150	8D-AGMX	8D-MHD		8D-XHD	
1985-79	UH 122, UH 171, UH 172		8D	950	8D-AGMX	8D-XHD		8D-MHD	
1979-76	UH 14		8D	950	8D-AGMX	8D-XHD		8D-MHD	
1989-84	UH 181		4D	1200	4D-AGMX				
1985-76	UH 20		8D	950	8D-AGMX	8D-XHD		8D-MHD	
1989-81	UH 261		8D	950	8D-AGMX	8D-XHD		8D-MHD	
1986-76	UH 30		8D	950	8D-AGMX	8D-XHD		8D-MHD	
1989-84	UH 501		8D	970	8D-AGMX	8D-XHD		8D-MHD	
1987-76	UH 801		8D	950	8D-AGMX	8D-XHD		8D-MHD	
Hi-Way • Industrial									
1993-77	E 2020		24	250	MTX-34 ¹	C24-XHD		MTP-24	MT-24
1993-82	LF-10, LF-16, LF-6, LT-8		24	250	MTX-34 ¹	C24-XHD		MTP-24	MT-24
1993-76	P Sand/Salt		24	250	MTX-34 ¹	C24-XHD		MTP-24	MT-24
1976	SM-5, SM-8		24	250	MTX-34 ¹	C24-XHD		MTP-24	MT-24
Hobart • Industrial									
	Champ 1435, Champ 2060		U1	195		SP-40	SP-35	SP-30	SP-18
	Champion 10000		58	430				MT-58	
Hy Dynamic • Industrial									
1984-76	200-4SERI3		8D	975	8D-AGMX	8D-XHD		8D-MHD	
Ingersoll-Rand Co. • Portable Air Compressors									
1977-76	D125, D150, D175		2 ²	570		2-XHD			
1987-76	D1750, D200		8D	990	8D-AGMX	8D-XHD		8D-MHD	
1979-76	D750, DXL600H, DXLCU 900, DXLCU1500		4D	775	4D-AGMX	4D-XHD			
1977-76	DFE 150		24	315	MTX-34 ¹	C24-XHD		MTP-24	MT-24
1978-76	DR220, DR365, DR600		4D	775	4D-AGMX	4D-XHD			
1977-76	DRRD 160		2 ²	595		2-XHD			
1997-76	DRRF 160		2 ²	595		2-XHD			
1987-76	DXL1100H, DXL1200, DXL1400, DXL900		4D	775	4D-AGMX	4D-XHD			
1988-79	DXL600A, DXL600AH		4D	775	4D-AGMX	4D-XHD			
1988-81	DXL600AHCA, DXL600APCA, DXL600BH, DXL600PP, DXL750BP, DXL850B, HP525CWGM, HP600AWGM, HP600BWGM, HP650BWGM, HP850AWGM (1981), HP850BWGM, P1100AWGM, P1100BWGM, P375SD, P375WD, P850AWGM, P850BWGM, XHP750BWGM, XP1400AWGM, XP750AWGM, XP900BWGM		4D	775	4D-AGMX	4D-XHD			
1976	DXL600H, DXL750, DXL850		8D	990	8D-AGMX	8D-XHD		8D-MHD	
1988-82	DXL700ACA, DXL750ACS, DXL850ACA		4D	775	4D-AGMX	4D-XHD			
1987-81	DXL700B		4D	775	4D-AGMX	4D-XHD			
1980-76	DXL750, DXL850		4D	775	4D-AGMX	4D-XHD			
1982-80	DXL750A, DXL850A		4D	775	4D-AGMX	4D-XHD			
1987-82	DXL750APCA		4D	775	4D-AGMX	4D-XHD			
1988-76	DXL850H		4D	775	4D-AGMX	4D-XHD			
1978-76	DXLCA1200		8D	990	8D-AGMX	8D-XHD		8D-MHD	
1982-78	DXLCA750, DXLCA850, P1600WSGM		4D	775	4D-AGMX	4D-XHD			
1976	G105, G125, G150, G150B, G175, GRR160, GRR85		24	315	MTX-34 ¹	C24-XHD		MTP-24	MT-24
1978-76	GH160, GH85		24	315	MTX-34 ¹	C24-XHD		MTP-24	MT-24
1977	GIH160		24	305	MTX-34 ¹	C24-XHD		MTP-24	MT-24
1985-81	HP1300AWGM		4D	775	4D-AGMX	4D-XHD			
1988-84	HP300WD		4D	775	4D-AGMX	4D-XHD			
1988-83	HP320WD, HP600WCU, HP750WCU, P900WCU, XP600WCU, XP825WCU		4D	775	4D-AGMX	4D-XHD			
1981-78	HP525AWGM, HP525BWGM (1981), XHP750WGM, XP750WGM		4D	775	4D-AGMX	4D-XHD			
1978	HP525WGM		4D	775	4D-AGMX	4D-XHD			
1981-77	HP850WGM, P1100WGM, XP900WGM		4D	775	4D-AGMX	4D-XHD			
1988-85	P100 WF		27	550	MTX-34 ¹			MT-27	
1986-82	P100AWD, P110AWD		30H	530				29H-VHD	
1983-81	P100AWW		27	550	MTX-34 ¹			MT-27	
1986-81	P100AWWU		27	550	MTX-34 ¹			MT-27	
1986	P100BWD, P110BWD		30H	650				29H-VHD	
1985-83	P100BWW		27	550	MTX-34 ¹			MT-27	
1982-78	P100WD, XP175WJD		30H	630				29H-VHD	
1987-86	P100WFD, P100WJDU		27	550	MTX-34 ¹			MT-27	

For footnotes, see inside back cover. Notas al Pie de Página 468. Référence de Bas de Page 508.

Di* Distributor item, contact your Interstate Distributor. Artículo del Distribuidor Di*, comuníquese con su Distribuidor de Interstate. Article de distributeur Di*, communiquez avec votre distributeur Interstate.

Automotive & Light Truck
Automotrices y Camiones Livianos
Automobile et Camionnette

Heavy-Duty Truck
Camiones Para Servicio Pesado
Poids Lourds

Agriculture
Agrícola
Agriculture

Industrial
Industrial
Industriel

Lawn & Garden
Césped y Jardín
Jardin et Pelouse

Powersports
Vehículos Deportivos
Sports Motorisés

Reference
Referencia
Référence

	Year	Model	Engine/Options	Group Size	Rating (CCA/AH)	AGM	XHD/MHD	ECL	Alternate 1	Alternate 2		
Automotive & Light Truck Automotrices y Camiones Livianos Automobile et Camionnette	Ingersoll-Rand Co. • Portable Air Compressors (continued)											
	1981-78	P100WW, P185WW		27	550	MTX-34 ¹			MT-27			
	1987-81	P125AWD, P150AWD, P175ASD, P175AWD, P185ASJD, P185AWJD		30H	630				29H-VHD			
	1988	P125AWJD, P125BWD, P130AWJD, P150BWD, P160AWJD, P175BWD, P185BSJD, P185BWJD		30H	630				29H-VHD			
	1983-78	P125AWW, P125WW		27	550	MTX-34 ¹			MT-27			
	1987-83	P125BWW, P12BWW		27	550	MTX-34 ¹			MT-27			
	1988-86	P125WF, P125WJU, P125WJDU, P160WJU, P160WJDU, P175WJU, P175WJDU		27	550	MTX-34 ¹			MT-27			
	1987-86	P125WJD, P130WJD		30H	650				29H-VHD			
	1988-81	P150AWW, P175AWW, P185AWW		27	550	MTX-34 ¹			MT-27			
	1981-80	P150WD		30H	630				29H-VHD			
Heavy-Duty Truck Camiones Para Servicio Pesado Poids Lourds	1988-83	P150WJD		30H	630				29H-VHD			
	1988-82	P160AWW		27	550	MTX-34 ¹			MT-27			
	1987-82	P160AWWU		27	550	MTX-34 ¹			MT-27			
	1987-82	P160WJD		30H	630				29H-VHD			
	1987-81	P175AWDU, P175AWWU, P175WW		27	550	MTX-34 ¹			MT-27			
	1981-78	P175WD, P185WJD		30H	630				29H-VHD			
	1981-78	P175WJU		27	620	MTX-34 ¹			MT-27			
	1988-84	P250AWD		30H	630				29H-VHD			
	1988-81	P250SGM		30H	630				29H-VHD			
	1984-79	P250WD		30H	630				29H-VHD			
Agriculture Agrícola Agriculture	1988-78	P300SGM, P335SD, P335WD		30H	630				29H-VHD			
	1987-78	P300WGM		30H	630				29H-VHD			
	1988-78	P425SGM, P425WGM, P700AWGM, P700BWGM (1981), P700CWGM, XP600AWGM, XP600BWGM (1981), XP600CWGM		4D	775	4D-AGMX	4D-XHD					
	1987-77	P450SCAT		27	550	MTX-34 ¹			MT-27			
	1987-77	P850WGM		4D	775	4D-AGMX	4D-XHD					
	1988-85	PH1300BWGM		30H	630				29H-VHD			
	1988-77	XHP750SCAT, XHP750SGM		4D	775	4D-AGMX	4D-XHD					
	1988-87	XP1400BWGM		4D	775	4D-AGMX	4D-XHD					
	Industrial Industrial Industriel	Ingram Mfg. • Rollers: 3-Wheel										
		1980-76	10 Ton	DD 3-53	27	360	MTX-34 ¹			MT-27		
1980-79		10 Ton	Ford G300	27	360	MTX-34 ¹			MT-27			
1977-76		10 Ton, 12 Ton, 14 Ton	IHC UC-263, UD-282	27	360	MTX-34 ¹			MT-27			
1986-76		12 Ton, 14 Ton	DD 3-53	27	485	MTX-34 ¹			MT-27			
1986-77		12 Ton, 14 Ton	Ford G300	27	485	MTX-34 ¹			MT-27			
1990-87		12 Ton, 14 Ton	Dsl	27	630	MTX-34 ¹			MT-27			
1990-87		12 Ton, 14 Ton	Gas	27	630	MTX-34 ¹			MT-27			
1981-76		8 Ton	Ford G300, DD 3-53, IHC UC-264	27	360	MTX-34 ¹			MT-27			
Lawn & Garden Césped y Jardín Jardin et Pelouse		Ingram Mfg. • Rollers: Broom										
	1979-76	XX-23, XX-7		27	360	MTX-34 ¹			MT-27			
	Ingram Mfg. • Rollers: Pneumatic-Tired											
	1986-76	11-2700, 11-2700R, 11-2700RA, 13-2300, 13-2300R, 13-2300RA		27	485	MTX-34 ¹			MT-27			
	1990-87	11-2700, 11-2700R, 11-2700RA, 13-2300, 13-2300R, 13-2300RA, 9-2800P, 9-280PA, 9-3400P, 9-3400PA, 9-3400PB, 9-6000-SA		30H	630				29H-VHD			
	1979-76	11-5400, 7-10000, 7-6000		27	360	MTX-34 ¹			MT-27			
	1986-77	9-2800P, 9-280PA, 9-280PB, 9-3400P, 9-3400PA, 9-3400PB		27	485	MTX-34 ¹			MT-27			
	1990-88	9-5500SB, 9-6600SB		30H	630				29H-VHD			
	1986-79	9-6000-SA		27	485	MTX-34 ¹			MT-27			
	Powersports Vehículos Deportivos Sports Motorisés	Ingram Mfg. • Rollers: Tandem										
1986-76		10-14 Ton, 12-14 Ton, 13-20 Ton, 3-Axle, 6-9 Ton, 8-10 Ton, 8-12 Ton	DDA 3-51	27	485	MTX-34 ¹			MT-27			
1990-87		10-14 Ton, 12-14 Ton, 13-20 Ton, 6-9 Ton, 8-10 Ton, 8-12 Ton	DDA 3-51	27	630	MTX-34 ¹			MT-27			
1990-88		15 Ton	Dsl	27	630	MTX-34 ¹			MT-27			
1979-76		2 Ton		27	360	MTX-34 ¹			MT-27			
1990-87		3-Axle	DDA 3-51	27	360	MTX-34 ¹			MT-27			
1986-77		4-6, 5-6 1/2 Ton		27	485	MTX-34 ¹			MT-27			
1990-87		4-6, 5-6 1/2 Ton		30H	630				29H-VHD			
1977-76		IHC	UC263, UD282	27	360	MTX-34 ¹			MT-27			
1986-79		IHC	Ford G300	27	485	MTX-34 ¹			MT-27			
1990-87	IHC	Ford G300	27	630	MTX-34 ¹			MT-27				
Reference Referencia Référence	Insley Manufacturing • Excavators											
	1980-76	H-1000		8D	900	8D-AGMX	8D-XHD		8D-MHD			
	1985-79	H-1000C, H-2500C, H-800C		8D	650	8D-AGMX	8D-XHD		8D-MHD			

Year	Model	Engine/Options	Group Size	Rating (CCA/AH)	AGM	XHD/MHD	ECL	Alternate 1	Alternate 2
Inslay Manufacturing • Excavators (continued)									
1977-76	H-1250, H-1500		8D	900	8D-AGMX	8D-XHD		8D-MHD	
1985-78	H-1500C		8D	650	8D-AGMX	8D-XHD		8D-MHD	
1979-76	H-3500B		8D	900	8D-AGMX	8D-XHD		8D-MHD	
1985-80	H-3500C		8D	650	8D-AGMX	8D-XHD		8D-MHD	
1976	H-560RP		8D	900	8D-AGMX	8D-XHD		8D-MHD	
1985-76	H-600C		8D	650	8D-AGMX	8D-XHD		8D-MHD	
1984-77	H-800		8D	900	8D-AGMX	8D-XHD		8D-MHD	
International Hough Div. • Crawler Tractors									
1982-80	125D, 175C, TD-100E, TD-12, TD-15C, TD-7E, TD-8E		24	400	MTX-34 ¹	C24-XHD		MTP-24	MT-24
1984-83	125D, TD-100E, TD-20E, TD-7E, TD-8E		31T	700	31-AGM7	31-MHD	31-ECL	31-LHD	31-XHD
1982-80	125D, TD-100E, TD-7E, TD-8E		24	550	MTX-34 ¹	C24-XHD		MTP-24	MT-24
1983-80	240A G.D., 240A T.C., 250A G.D., 250A T.C.		24	550	MTX-34 ¹	C24-XHD		MTP-24	MT-24
1982-80	240A H.S., 250A H.S., 280A		31T	625	31-AGM7	31-MHD	31-ECL	31-LHD	31-VHD
1984-83	250C		28 ²	400		C24-XHD		MTP-24	MT-24
1982-80	260A, 270A		24	500	MTX-34 ¹	C24-XHD		MTP-24	MT-24
1982-80	4500	Forklifts	31T	625	31-AGM7	31-MHD	31-ECL	31-LHD	31-VHD
1984-81	SE-85		8D	880	8D-AGMX	8D-XHD		8D-MHD	
1977-76	TD-20E		8D	880	8D-AGMX	8D-XHD		8D-MHD	
1982-78	TD-20E		31T	500	31-AGM7	31-MHD	31-ECL	31-VHD	31-LHD
1984-78	TD-25E		4D ²	500	4D-AGMX	4D-XHD			
1983-80	TD-40		31T	625	31-AGM7	31-MHD	31-ECL	31-LHD	31-VHD
International Hough Div. • Loaders									
1980-76	510		31T	625	31-AGM7	31-MHD	31-ECL	31-LHD	31-VHD
1983-81	510		31T	500	31-AGM7	31-MHD	31-ECL	31-VHD	31-LHD
1983-81	510, 515		27	590	MTX-34 ¹			MT-27	
1984-83	510B		31T	475	31-AGM7	31-MHD	31-ECL	31-VHD	31-LHD
1984-83	510B		31T	500	31-AGM7	31-MHD	31-ECL	31-VHD	31-LHD
1984-83	510B, 515B		27	590	MTX-34 ¹			MT-27	
1983-76	515		31T	625	31-AGM7	31-MHD	31-ECL	31-LHD	31-VHD
1984-83	515B		31T	625	31-AGM7	31-MHD	31-ECL	31-LHD	31-VHD
1984-81	520B, 570, 580		31T	625	31-AGM7	31-MHD	31-ECL	31-LHD	31-VHD
1984-79	530		31T	625	31-AGM7	31-MHD	31-ECL	31-LHD	31-VHD
1984-81	540		4D	1000	4D-AGMX	4D-XHD			
1984-81	550		28 ⁴	470		C24-XHD		MTP-24	MT-24
1980-76	560		8D	900	8D-AGMX	8D-XHD		8D-MHD	
1984-81	560B		28 ²	500		C24-XHD		MTP-24	MT-24
1980-76	H-100C	Dsl	4 ⁴	975		4-XHD			
1980-76	H-25B		24	370	MTX-34 ¹	C24-XHD		MTP-24	MT-24
1977-76	H-30B	Dsl	4 ²	975		4-XHD			
1980-76	H-400C, H-90E	Dsl	8D	900	8D-AGMX	8D-XHD		8D-MHD	
1980-76	H-60E	Dsl	3EH ⁴	830				3EH-VHD	
1977-76	H-65C		3EH ⁴	830				3EH-VHD	
1980-76	H-80B		4D	800	4D-AGMX	4D-XHD			
International Hough Div. • Scraper									
1983-81	412, 431, 433, 442, 444		31T	625	31-AGM7	31-MHD	31-ECL	31-LHD	31-VHD
1984-83	412B, S-10B, S-8B, Skidders		31T	625	31-AGM7	31-MHD	31-ECL	31-LHD	31-VHD
1976	E-2000, E-211		2 ⁴	650		2-XHD ⁴⁸			
Jaeger Machine • Portable Air Compressors									
1978-76	150, GS-175, GV-160E		27	400	MTX-34 ¹			MT-27	
1978-76	250		4D	800	4D-AGMX	4D-XHD			
1978-76	365, 600, DS-760		8D	900	8D-AGMX	8D-XHD		8D-MHD	
1978-76	85		24	315	MTX-34 ¹	C24-XHD		MTP-24	MT-24
1978-76	DS-175		2 ²	650		2-XHD ⁴⁸			
John Deere • Alternators									
	225, 325, 65		U1	300				SP-40	SP-35
	3200, 4000, 5000		22NF	335				SP-22NF	
	3200, 4000, 5000		U1	335				SP-40	SP-35 ⁴⁸
John Deere • AMT									
	600, 622, 626		U1	300				SP-40	SP-35
John Deere • Articulated Dump Trucks									
	250C, 300C, 350C, 400C, B25B, B25C, B30B, B30C, B35C, B40C		31A	925		31P-MHD			
2004-03	250D		31A	750	31P-AGM7	31P-MHD		31P-LHD	
2005-99	250D, 300D		31A	925		31P-MHD			
2011-99	350D, 400D		31A	925		31P-MHD			
	B40B		31A	750	31P-AGM7	31P-MHD		31P-LHD	
John Deere • Backhoe Loaders									
2011-02	110 TLB		27F	650	SC27FDA			MTP-27F	
1998-85	210C		24	370	MTX-34 ¹	C24-XHD		MTP-24	MT-24
1985-76	300B		24T	385	MTX-34 ¹	C24-XHD		MTP-24	MT-24

For footnotes, see inside back cover. Notas al Pie de Página 468. Référence de Bas de Page 508.

Di* Distributor item, contact your Interstate Distributor. Artículo del Distribuidor Di*, comuníquese con su Distribuidor de Interstate. Article de distributeur Di*, communiquez avec votre distributeur Interstate.

Automotive & Light Truck
Automotrices y Camiones Livianos
Automobile et Camionnette

Heavy-Duty Truck
Camiones Para Servicio Pesado
Poids Lourds

Agriculture
Agrícola
Agriculture

Industrial
Industrial
Industriel

Lawn & Garden
Césped y Jardín
Jardin et Pelouse

Powersports
Vehículos Deportivos
Sports Motorisés

Reference
Referencia
Référence

	Year	Model	Engine/Options	Group Size	Rating (CCA/AH)	AGM	XHD/MHD	ECL	Alternate 1	Alternate 2		
Automotive & Light Truck Automotrices y Camiones Livianos Automobile et Camionnette	John Deere • Backhoe Loaders (continued)											
	1985-76	300D		31T	625	31-AGM7	31-MHD	31-ECL	31-LHD	31-VHD		
	2004-02	300D		31T	750	31-AGM7	31-MHD		31-LHD	31-XHD		
	1984-76	301A		3EH ²	830				3EH-VHD			
	1982-76	302A, 401C		24	370	MTX-34 ¹	C24-XHD		MTP-24	MT-24		
	1976	310	Gas	3EH	780				3EH-VHD			
	1976	310	Dsl	3EH ²	780				3EH-VHD			
	1982-76	310A		3EH ²	830				3EH-VHD			
		310B		30H	625				29H-VHD			
		310B		3EH ²	850				3EH-VHD			
	1998-86	310C, 315C, 315D, 410D, 510D		24	420	MTX-34 ¹	C24-XHD		MTP-24	MT-24		
	1998-86	310D, 710C, 710D		31T	625	31-AGM7	31-MHD	31-ECL	31-LHD	31-VHD		
	2004-02	310G, 310SG, 315SG, 410G, 710G		31T	925	31-AGMX	31-MHD		31-XHD			
	1998-86	315C, 315D, 410D, 510D		31T ²	625	31-AGM7	31-MHD	31-ECL	31-LHD	31-VHD		
		315CH		30H ²	625				29H-VHD			
1983-76	410		3ET	425				3ET-VHD				
1983-76	410		3EH ²	830				3EH-VHD				
1986-83	410B, 510B, 610B		30H ²	570				29H-VHD				
1999-86	410C, 510C, 610C		30H ²	570				29H-VHD				
1998-86	515B		31T	750	31-AGM7	31-MHD		31-LHD	31-XHD			
1990-83	710B, 710C		30H ²	570				29H-VHD				
Heavy-Duty Truck Camiones Para Servicio Pesado Poids Lourd	John Deere • Compact Tracked Loaders											
	2015-09	319D, 323D, 329D, 333D, CT315		31T	925	31-AGMX	31-MHD		31-XHD			
	2015-09	319D, 323D, 329D, CT315		31T	750	31-AGM7	31-MHD		31-LHD	31-XHD		
	2009-05	CT322, CT332		31T	925	31-AGMX	31-MHD		31-XHD			
	John Deere • Compactors											
	1980-76	646B		4D	800	4D-AGMX	4D-XHD					
	1984-80	646C		31T	625	31-AGM7	31-MHD	31-ECL	31-LHD	31-VHD		
		JD646, JD646B		4D	1000	4D-AGMX	4D-XHD					
		JD646, JD646B		30H	625				29H-VHD			
	Agriculture Agrícola Agriculture	John Deere • Crawler Dozers										
		2017-15	1050K		31T ⁴	925	31-AGMX	31-MHD		31-XHD		
		2015	450J Series, 550 J, 650 J, 700 J, 700K Series, 750J Series		31T ²	950	31-AGMX	31-MHD		31-XHD		
		2015	850J Series, 850K Series		31T ²	925	31-AGMX	31-MHD		31-XHD		
		John Deere • Crawler Excavators										
		2015	120D		31T	750	31-AGM7	31-MHD		31-LHD	31-XHD	
2017-15		130G, 160G LC		31T ²	750	31-AGM7	31-MHD		31-LHD	31-XHD		
2015		160D LC		31T ²	750	31-AGM7	31-MHD		31-LHD	31-XHD		
2015		200D, 200D LC		4D	1400	DI*						
2017-15		210G LC		4D ²	1400	DI*						
2017-16		250G LC		4D ²	1400	DI*						
2015		250G LC, 350G LC		4D ²	1400	DI*						
Lawn & Garden Césped y Jardín Jardin et Pelouse		John Deere • Crawler Loaders										
		2015	655C-II		4D ²	1000	4D-AGMX	4D-XHD				
		2015	755K		31T ²	950	31-AGMX	31-MHD		31-XHD		
	John Deere • Excavators											
	2007-02	102C, 110, 120, 120C, 120C LC, 160 LC, 160C LC		31T	750	31-AGM7	31-MHD		31-LHD	31-XHD		
	2014-08	120D		31T	750	31-AGM7	31-MHD		31-LHD	31-XHD		
	1984-80	15, 15ZTS		U1	300				SP-40	SP-35		
	2014-07	160D LC		31T	750	31-AGM7	31-MHD		31-LHD	31-XHD		
	2004-02	17ZTS		51	435	SC51DA			MT-51			
		190E, 27C ZTS, 30ZTS, 35C ZTS, 35D, 50C ZTS, 50D, 50ZTS		24	550	MTX-34 ¹	C24-XHD		MTP-24	MT-24		
	2007-02	200 LC, 200C LC (To No. 500000)		4D	1400	DI*						
	2014-07	200D, 200D LC		4D	1400	DI*						
	2012-06	200D, 240D LC		4D ²	1400	DI*						
	2004-02	225C LC RTS, 225C RTS, 370, 370C, 450C LC		4D	1400	DI*						
	2005-98	230 LC		4D	1400	DI*						
2005-02	230 LCRD, 230C LC		4D	1400	DI*							
1984-80	25, 25ZTS		24	530	MTX-34 ¹	C24-XHD		MTP-24	MT-24			
2014-11	250G LC, 350G LC		4D	1400	DI*							
2005-03	270 LC, 270C LC		4D	1400	DI*							
2010-06	270D LC, 350D LC		4D	1400	DI*							
2004-02	27C ZTS, 35C ZTS, 50C ZTS		24	625	MTX-34 ¹			MTP-24				
1998-86	290D, 30, 50, 70, 70D		24	530	MTX-34 ¹	C24-XHD		MTP-24	MT-24			
	330 LC, 330 LCR, 550LC, 690C LC, 690D, 690DR, 690E LC, 750, 892E LC		4D	1400	DI*							
2005-04	330C LC		4D	1400	DI*							
2004-02	350D		31T	750	31-AGM7	31-MHD		31-LHD	31-XHD			
	375		70	450	MTZ-75DT			MTP-75	SP-70			
1999-84	490, 495		30H ²	570				29H-VHD				

Year	Model	Engine/Options	Group Size	Rating (CCA/AH)	AGM	XHD/MHD	ECL	Alternate 1	Alternate 2
John Deere • Excavators (continued)									
	490D, 490E, 495D, 590, 590D		30H ²	625				29H-VHD	
	50ZTS		27	650	MTX-34 ¹			MT-27	
1990-86	595		30H ²	570				29H-VHD	
1990-86	595D		30H ²	625				29H-VHD	
	690A, JD690 (To No. 1671), JD690A (To No. 1671)		3EH ²	850				3EH-VHD	
1984-76	690B		4EH ²	975	DI*				
	690B, JD690 (From No. 1671), JD690A (From No. 1671)		4	975		4-XHD			
1998-84	690C, 690CR, 690D		31A	750	31P-AGM7	31P-MHD		31P-LHD	
1998-84	690C, 690E		31T	625	31-AGM7	31-MHD	31-ECL	31-LHD	31-VHD
	690CR		31A	750	31P-AGM7	31P-MHD		31P-LHD	
1998-84	690D, 690DR, 690E LC		31A	625	31P-AGM7	31P-MHD	31P-ECL	31P-LHD	31P-VHD
1998-84	690E, 690HD		4D	1100	4D-AGMX	4D-XHD ⁴⁸			
2012-11	755K		31T	950	31-AGMX	31-MHD		31-XHD	
1998-84	790, 790D, 790E, 790E LC, 792, 792D LC		4D	900	4D-AGMX	4D-XHD			
2004-02	80 (To No. 99999), 80C		24	550	MTX-34 ¹	C24-XHD		MTP-24	MT-24
2004-02	800C		4D ²	1400	DI*				
2004-03	80C		24	625	MTX-34 ¹			MTP-24	
2004-02	824J		31T ²	950	31-AGMX	31-MHD		31-XHD	
1982-78	890		4D	900	4D-AGMX	4D-XHD			
1985-82	890A		31T	750	31-AGM7	31-MHD		31-LHD	31-XHD
1985-82	892D LC, 892E LC		4D	900	4D-AGMX	4D-XHD			
1990-81	990		31A	750	31P-AGM7	31P-MHD		31P-LHD	
1990-81	992D LC, 992E LC		4D	1100	4D-AGMX	4D-XHD ⁴⁸			
John Deere • Feller Bunchers									
2004	1070D		31T ^{2,56}	950	31-AGMX	31-MHD		31-XHD	
2004	1070D		31A ^{2,56}	950		31P-MHD			
	493D (To No. 14812)		30H	625				29H-VHD	
	608B, 608L, 608S, 693D		31A	925		31P-MHD			
2006-02	643, 643D, 643G, 643H		31A	925		31P-MHD			
2008-06	643J		31T ²	950	31-AGMX	31-MHD		31-XHD	
2014-09	643K		31T ²	950	31-AGMX	31-MHD		31-XHD	
2015	643K Wheeled, 753J Tracked, 759J Tracked, 843K Wheeled		31T ²	950	31-AGMX	31-MHD		31-XHD	
2001	653G		31T ²	950	31-AGMX	31-MHD		31-XHD	
2001	653G, 653H		31A	925		31P-MHD			
	693C		31A	750	31P-AGM7	31P-MHD		31P-LHD	
	693D		4D	1400	DI*				
	693D		31A	625	31P-AGM7	31P-MHD	31P-ECL	31P-LHD	31P-VHD
	703G, 740W, 753G, 759G, 840W, 843H		31A ²	925		31P-MHD			
2006-01	753G		31T ²	950	31-AGMX	31-MHD		31-XHD	
2006-01	753GL		31A ²	950		31P-MHD			
2014-08	753J	Tracked	31T ²	950	31-AGMX	31-MHD		31-XHD	
2012-08	759J	Tracked	31T ²	950	31-AGMX	31-MHD		31-XHD	
	793D		4D	900	4D-AGMX	4D-XHD			
2006-02	843H	Wheel	31T ²	950	31-AGMX	31-MHD		31-XHD	
2008-06	843J	Wheel	31T ²	950	31-AGMX	31-MHD		31-XHD	
2014-09	843K	Wheel	31T ²	950	31-AGMX	31-MHD		31-XHD	
	850, 853G, 950, 953G		4D ²	1400	DI*				
2010-06	853J, 903J	Tracked	4D ²	1000	4D-AGMX	4D-XHD			
2015	903K Tracked, 909K Tracked, 953K Tracked, 959K Tracked		4D ²	1400	DI*				
2012-10	903K, 909K	Tracked	4D ²	1400	DI*				
2010-06	909J, 953J, 959J	Tracked	4D ²	1400	DI*				
2014-10	953K, 959K	Tracked	4D ²	1400	DI*				
John Deere • Forestry Products									
2008-02	2054, 2554, 3554	Log Loader Self-Propelled	4D ²	1400	DI*				
	335	Log Loader Self-Propelled	31T ²	950	31-AGMX	31-MHD		31-XHD	
2010-08	3754C	Log Loader Self-Propelled	4D ²	1400	DI*				
2006-02	435, 535	Log Loader Self-Propelled	31T ²	950	31-AGMX	31-MHD		31-XHD	
John Deere • Forklifts									
1978-76	380, 480B, JD380	Gas	24	420	MTX-34 ¹	C24-XHD		MTP-24	MT-24
1981-76	380, 480B, JD380	Dsl	24	420	MTX-34 ¹	C24-XHD		MTP-24	MT-24
1986-81	480C		24	420	MTX-34 ¹	C24-XHD		MTP-24	MT-24
	482C (From No. 75963)		31A	625	31P-AGM7	31P-MHD	31P-ECL	31P-LHD	31P-VHD
1990-86	482C (To No. 759562)		30H ²	625				29H-VHD	
	485E, 486E, 488E, JD480, JD480A, JD480B		24	550	MTX-34 ¹	C24-XHD		MTP-24	MT-24

For footnotes, see inside back cover. Notas al Pie de Página 468. Référence de Bas de Page 508.

DI* Distributor item, contact your Interstate Distributor. Artículo del Distribuidor DI*, comuníquese con su Distribuidor de Interstate. Article de distributeur DI*, communiquez avec votre distributeur Interstate.

Automotive & Light Truck
Automotrices y Camiones Livianos
Automobile et Camionnette

Heavy-Duty Truck
Camiones Para Servicio Pesado
Poids Lourds

Agriculture
Agrícola
Agriculture

Industrial
Industrial
Industriel

Lawn & Garden
Césped y Jardín
Jardin et Pelouse

Powersports
Vehículos Deportivos
Sports Motorisés

Reference
Referencia
Référence

	Year	Model	Engine/Options	Group Size	Rating (CCA/AH)	AGM	XHD/MHD	ECL	Alternate 1	Alternate 2		
Automotive & Light Truck Automotrices y Camiones Livianos Automobile et Camionnette	John Deere • Forwarders											
	2004-02	1010D, 1410D, 1458		31T ^{2,56}	950	31-AGMX	31-MHD		31-XHD			
		1010D, 1410D, 1458, 810C, 810D		31A ^{2,56}	925		31P-MHD					
		1058, 1110C, 1110D, 1158		31A	925		31P-MHD					
		1710D, 1758		N/A	N/A	DI*						
Heavy-Duty Truck Camiones Para Servicio Pesado Poids Lourd	John Deere • Generators											
		3200 Portables, 4000 Portables, 5000 Portables		22NF	335				SP-22NF			
		440G, 550GE, G2500K, G4400K, G5500K, G5500KE		U1R	260				SP-35R	SP-30R		
Agriculture Agrícola Agriculture	John Deere • Graders											
	1999-76	570A		3EH ²	850				3EH-VHD			
	1998-76	570B		31A	625	31P-AGM7	31P-MHD	31P-ECL	31P-LHD	31P-VHD		
	1998-76	570B		31A	750	31P-AGM7	31P-MHD		31P-LHD			
	1978-76	670		30H ²	625				29H-VHD			
	2014-09	670, 770G/GP, 772G/GP	6WD	4D ²	1000	4D-AGMX	4D-XHD					
	2014-09	670, 770G/GP, 772G/GP	6WD	4D ²	1400	DI*						
	1986-78	670A, 672A		30H ²	625				29H-VHD			
	1999-86	670B, 672B		31A	625	31P-AGM7	31P-MHD	31P-ECL	31P-LHD	31P-VHD		
	1999-86	670B, 672B		30H ²	625				29H-VHD			
	1999-86	670B, 672B		31A	750	31P-AGM7	31P-MHD		31P-LHD			
	2005	670C S2		31A	750	31P-AGM7	31P-MHD		31P-LHD			
	2005	670C, 670CH, 670D, 672CH, 672D		31A ²	750	31P-AGM7	31P-MHD		31P-LHD			
	2004-02	670C, 670CH, 670D, 672CH, 672D, 770C S2, 770CH S2, 772CH S2		4D ²	1400	DI*						
	2004-03	670CH S2, 672CH S2		4D ²	1400	DI*						
2015	670G, 670GP, 672G 6WD, 672GP 6WD, 770G, 770GP, 772G 6WD, 772GP 6WD, 870G, 870GP		4D ²	1000	4D-AGMX	4D-XHD						
2015	670G, 670GP, 672G 6WD, 672GP 6WD, 770G, 770GP, 772G 6WD, 772GP 6WD, 870G, 870GP		4D ²	1400	DI*							
2014-09	670G/GP, 672G/GP, 770G/GP, 870G/GP		4D ²	1000	4D-AGMX	4D-XHD						
2014-09	670G/GP, 672G/GP, 770G/GP, 870G/GP		4D ²	1400	DI*							
Industrial Industrial Industriel		770, 770A, 770B, 772A, JD670		30H	625				29H-VHD			
	1986-76	770, 770A, 772A		4D	900	4D-AGMX	4D-XHD					
		770B, 770C, 770CH, 770D, 772B (From No. 535885), 772CH, 772D, 872D		31A	750	31P-AGM7	31P-MHD		31P-LHD			
		770B, 770C, 770CH, 770D, 772B, 772CH, 772D, 870D, 872D		4D	1400	DI*						
		770B, 772B		31A	625	31P-AGM7	31P-MHD	31P-ECL	31P-LHD	31P-VHD		
	1998-86	770B, 772B		4D	900	4D-AGMX	4D-XHD					
		772B		3	625				2-XHD			
		870D		31T	750	31-AGM7	31-MHD		31-LHD	31-XHD		
		JD570, JD570A		3ET	620				3ET-VHD ⁴⁸			
		JD570, JD570A		3EH	850				3EH-VHD			
	Lawn & Garden Césped y Jardín Jardin et Pelouse	John Deere • Industrial Engines										
			180, 202		24	550	MTX-34 ¹	C24-XHD		MTP-24	MT-24	
			219, 292, 303, 329, 362, 404		30H	625				29H-VHD		
			303		1	625				1-VHD		
			329, 404 (No. 215000 on)		3ET	620				3ET-VHD ⁴⁸		
Powersports Vehículos Deportivos Sports Motorisés	John Deere • Loaders											
	2004-02	1050C	Waste Handler	4DLT	1000	DI*						
	2011-02	110TLB		27F	650	SC27FDA			MTP-27F			
	2008-02	2054D, 2554, 3554	Swing Machine	4D	1000	4D-AGMX	4D-XHD					
		210C (From No. 7644406), 300D (To No. 813880), 310D (To No. 813880), 315 Sideshift (From No. 764405), 315CH Sideshift (From No. 764405), 315D (To No. 813880), 410C (From No. 764331), 410D (To No. 813880), 510C (From No. 764331), 510D (To No. 813880), 610C, 710B, 710C (From No. 764376), 710D (To No. 813880)		31A	625	31P-AGM7	31P-MHD	31P-ECL	31P-LHD	31P-VHD		
		210C (To No. 764405), 310A, 310B, 310C, 315 Sideshift, 315CH Sideshift (From No. 764404)		30H	625				29H-VHD			
		210C, 300B, 310C, 315 Sideshift		24	550	MTX-34 ¹	C24-XHD		MTP-24	MT-24		
		210LE	Landscape	31A ²	925		31P-MHD					
	2014-08	210LJ		31T	925	31-AGMX	31-MHD		31-XHD			
	2012-08	2154D, 2454D, 2954D, 3754D	Swing Machine	4D	1000	4D-AGMX	4D-XHD					
		244E	4WD	26	525				MT-26			
		244H	4WD	75DT	630	MTZ-75DT			MTP-75DT			
		244J	4WD	49	850	MTX-49/H8			MT-49/H8			
		300A, 400A		47	600	MTX-47/H5			MT-47/H5			
		300D (From No. 813881), 310C (From No. 764404), 310D (From No. 813881), 310E, 315D (From No. 813881), 315SE, 410D (From No. 813881), 410E, 415B, 510D (From No. 813881), 515B, 710D (From No. 813881 to 8732329)		31A	750	31P-AGM7	31P-MHD		31P-LHD			

Year	Model	Engine/Options	Group Size	Rating (CCA/AH)	AGM	XHD/MHD	ECL	Alternate 1	Alternate 2
John Deere • Loaders (continued)									
1982-76	302A, 401C		24	550	MTX-34 ¹	C24-XHD		MTP-24	MT-24
2004-02	304H, 304J, 324H, 344H	4WD	49 ²	850	MTX-49/H8			MT-49/H8	
	304H, 324H	4WD	31A ²	925		31P-MHD			
	310A, 310B		3EH ²	850				3EH-VHD	
	310G, 710D (From No. 8732329), JD310, SP1850, SP2254		31A	925		31P-MHD			
2014-06	310J, 310SJ (Incl TMC Series), 410J (Incl TMC Series), 710J		31T	925	31-AGMX	31-MHD		31-XHD	
	310SE		31T	750	31-AGM7	31-MHD		31-LHD	31-XHD
2006-01	310SG		31T	925	31-AGMX	31-MHD		31-XHD	
2005-01	315SSG		31A	925		31P-MHD			
	330B, 335, 355C, 430B, 435, 435C, 437C, 530B, 535, 535 II	Knuckleboom	31A	925		31P-MHD			
2006-02	335, 435, 535	Knuckleboom	31A	950		31P-MHD			
2010-06	335C, 437C	Knuckleboom	31T	925	31-AGMX	31-MHD		31-XHD	
	344E, 344G, 544G, 624E, 624G	4WD	31A	625	31P-AGM7	31P-MHD	31P-ECL	31P-LHD	31P-VHD
	344E, 644H, 644J, 724J, 844	4WD	31A	750	31P-AGM7	31P-MHD		31P-LHD	
2004-03	344H		49 ²	850	MTX-49/H8			MT-49/H8	
	350C, 350D, 355D, 450C, 455D, 455E, 555, 555A, 555B, 655, 655B (To No. 740017), 755A, 755B (To No. 740017), 855, JD755	Crawler	30H	625				29H-VHD	
2004-03	400D		31A	750	31P-AGM7	31P-MHD		31P-LHD	
	410		3ET	620				3ET-VHD ^{4B}	
	410, 500C, 510, JD500A, JD500B		3EH	850				3EH-VHD	
	410B, 410C (To No. 764330)		30H	625	31P-AGM7			29H-VHD	
2006-01	410G		31A ²	925		31P-MHD			
2014-10	437D	Knuckleboom	31T ²	925	31-AGMX	31-MHD		31-XHD	
1980-76	444, 544B		4D	975	4D-AGMX	4D-XHD			
1985-80	444C, 544C		31T	750	31-AGM7	31-MHD		31-LHD	31-XHD
1985-83	444CH		31T	750	31-AGM7	31-MHD		31-LHD	31-XHD
1998-85	444D, 444E		31T	750	31-AGM7	31-MHD		31-LHD	31-XHD
1998-90	444E, 444G, 544E		31T	625	31-AGM7	31-MHD	31-ECL	31-LHD	31-VHD
	444H, 444H LL, 444J, 544G, 544H, 544H LL, 544J, 624G, 624H, 624H LL, 624J	4WD	30H ²	625				29H-VHD	
	444H, 444H LL, 444J, 544H, 544H LL, 544J, 624H, 624H LL, 624J, 744H, 744J, 824J	4WD	31A	925		31P-MHD			
2012-08	444K, 524K, 544K	4WD	31T ²	925	31-AGMX	31-MHD		31-XHD	
	510B, 510C (To No. 764330), 610B, 610C, 710B, 710C (To No. 764375), JD500A, JD500B		30H	625				29H-VHD	
1998-85	544D		31A	750	31P-AGM7	31P-MHD		31P-LHD	
	550		30H ²	570				29H-VHD	
	570, 575, 675		3ET	460				3ET-VHD	
2004-02	600C LC		4D	1400	DI*				
2014-08	624K, 644K, 724K, 744K, 824K, 844K	4WD	31T ²	925	31-AGMX	31-MHD		31-XHD	
1980-76	644B		4D	800	4D-AGMX	4D-XHD			
1985-80	644C	4WD	31A	750	31P-AGM7	31P-MHD		31P-LHD	
1998-85	644D	4WD	31A	750	31P-AGM7	31P-MHD		31P-LHD	
1998-90	644E, 644G	4WD	31A	950		31P-MHD			
	644H, 644J, 724J, 744H, 744J, 824J, 844J	4WD	4D	1400	DI*				
2004-03	644J		30H ²	950	DI*				
	655, 655B, 755A, 755B, 855, JD755	Crawler	4D	1000	4D-AGMX	4D-XHD			
	655B (From No. 740018), 755B	Crawler	31A	925		31P-MHD			
	655C, 755C	Crawler	4DLT	1000	DI*				
2006-04	710G		31A	925		31P-MHD			
	744E	4WD	8D	1000	8D-AGMX	8D-XHD		8D-MHD	
	755B (From No. 740018)	Crawler	31A	625	31P-AGM7	31P-MHD	31P-ECL	31P-LHD	31P-VHD
	7610, 7620, 7630, Aux	Knuckleboom	30H	625				29H-VHD	
	84	4WD	24	550	MTX-34 ¹	C24-XHD		MTP-24	MT-24
1998-79	844, LX100, LX120, LXD100, LXD120		31T	625	31-AGM7	31-MHD	31-ECL	31-LHD	31-VHD
1984-82	All		24	370	MTX-34 ¹	C24-XHD		MTP-24	MT-24
2010-05	CT322, CT332	Compact Tracked Loader	31T	925	31-AGMX	31-MHD		31-XHD	
	JD444, JD544B, JD644B	4WD	4	975		4-XHD			
	JD544, JD544A, JD644, JD644A	4WD	30H	625				29H-VHD	
1998-79	LX150		31A	925		31P-MHD			
2004-02	TC 54H, TC 62H		31T ²	950	31-AGMX	31-MHD		31-XHD	
John Deere • Log Loaders									
2014-13	2154D Swing Machine, 2454D Swing Machine, 2954D Swing Machine, 3754D Swing Machine		4D	1400	DI*				
John Deere • Log Loaders Self-Propelled									
2015	437D Knuckleboom		31T ²	925	31-AGMX	31-MHD		31-XHD	

For footnotes, see inside back cover. Notas al Pie de Página 468. Référence de Bas de Page 508.

DI* Distributor item, contact your Interstate Distributor. Artículo del Distribuidor DI*, comuníquese con su Distribuidor de Interstate. Article de distributeur DI*, communiquez avec votre distributeur Interstate.

Automotive & Light Truck
Automotrices y Camiones Livianos
Automobile et Camionnette

Heavy-Duty Truck
Camiones Para Servicio Pesado
Poids Lourds

Agriculture
Agrícola
Agriculture

Industrial
Industrial
Industriel

Lawn & Garden
Césped y Jardín
Jardin et Pelouse

Powersports
Vehículos Deportivos
Sports Motorisés

Reference
Referencia
Référence

	Year	Model	Engine/Options	Group Size	Rating (CCA/AH)	AGM	XHD/MHD	ECL	Alternate 1	Alternate 2	
Automotive & Light Truck Automotrices y Camiones Livianos Automobile et Camionnette	John Deere • Log Loaders Trailer Mounted										
	2015	2154D Swing Machine, 2454D Swing Machine, 2954D Swing Machine, 3754D Swing Machine		4D ²	1400	DI*					
	2017-16	2454D Swing Machine, 2954D Swing Machine		4D ²	1400	DI*					
Heavy-Duty Truck Camiones Para Servicio Pesado Poids Lour	John Deere • Rigid Haul Trucks										
	2016	250D-II		31T ²	950	31-AGMX	31-MHD	31-XHD			
	2015-05	250D-II, 300D-II, 350D-II, 400D-II		31T ²	950	31-AGMX	31-MHD	31-XHD			
Agriculture Agrícola Agriculture	John Deere • Scraper										
	1976	760A		7D ²					4-XHD		
	1981-76	762		30H	625					29H-VHD	
	1986-81	762A (From No. 705646)		30H	625					29H-VHD	
	1986-81	762A (To No. 705645)		31A	625	31P-AGM7	31P-MHD	31P-ECL	31P-LHD	31P-VHD	
	1999-86	762B, 862B (Early)		30H ²	570					29H-VHD	
		762B, 862B (Late)		31A	625	31P-AGM7	31P-MHD	31P-ECL	31P-LHD	31P-VHD	
	1977-76	860A		4D	800	4D-AGMX	4D-XHD				
	1980-77	860B		4D	800	4D-AGMX	4D-XHD				
	1986-80	862		31T	625	31-AGM7	31-MHD	31-ECL	31-LHD	31-VHD	
		862, JD762		30H	625					29H-VHD	
		JD760		1	625					1-VHD	
	JD760A		7D	975					4-XHD		
	JD860, JD860A, JD860B		4D	1000	4D-AGMX	4D-XHD					
Industrial Industrial Industriel	John Deere • Skidders										
	2004-02	1000		Grapple Skid		31A	925	31P-MHD			
	2004-02	1000		Grapple Skid		31T	950	31-AGMX	31-MHD	31-XHD	
	1998-83	340D				31A	750	31P-AGM7	31P-MHD	31P-LHD	
		340D, 440, 440A, 440B, 440D, 448D				30H	625	29H-VHD			
		360E, 460E, 540E, 540G, 540G-II, 540G-III, 560D, 648G, 648G-II, 648G-III, 660D, 740E, 740G, 740G-II, 740G-III, 748E, 748G, 748G-II, 748G-III				31A	925	31P-MHD			
		440, 440A, 440B				24	550	MTX-34 ¹	C24-XHD	MTP-24	MT-24
	1977-76	440B				24T	370	MTX-34 ¹	C24-XHD	MTP-24	MT-24
	1983-76	440C, 440D, 448D				31A	750	31P-AGM7	31P-MHD	31P-LHD	
	1998-83	440D				31A	625	31P-AGM7	31P-MHD	31P-ECL	31P-LHD 31P-VHD
	1985-83	448D				31T	625	31-AGM7	31-MHD	31-ECL	31-LHD 31-VHD
	1984-76	540, 540B				31T	625	31-AGM7	31-MHD	31-ECL	31-LHD 31-VHD
1976	540A				30H ²	570	29H-VHD				
	540B, 540D, 548D				31A	750	31P-AGM7	31P-MHD	31P-LHD		
1998-84	540D, 548D				30H	625	29H-VHD				
2014-03	540G-III		Cable		31T	925	31-AGMX	31-MHD	31-XHD		
2015	540G-III Cable, 548G-III Grapple, 640H Cable, 648H Grapple, 748H Grapple, 848H Grapple				31T ²	925	31-AGMX	31-MHD	31-XHD		
1998-84	548E, 548G, 548G-II, 548G-III, 640E, 640G, 640G-II, 640G-III				31A	925	31P-MHD				
2014-03	548G-III		Grapple		31T	925	31-AGMX	31-MHD	31-XHD		
	640				4	975	4-XHD				
1984-76	640				31A	750	31P-AGM7	31P-MHD	31P-LHD		
1998-84	640D, 648D				31A	750	31P-AGM7	31P-MHD	31P-LHD		
2014-07	640H		Cable		31T	925	31-AGMX	31-MHD	31-XHD		
2007-03	648G-III, 748G-III		Grapple		31T	925	31-AGMX	31-MHD	31-XHD		
2014-07	648H, 848H		Grapple		31T	925	31-AGMX	31-MHD	31-XHD		
1979-76	740				30H ²	570	29H-VHD				
1998-79	740A, 740D				30H ²	570	29H-VHD				
1998-79	748E				31T	950	31-AGMX	31-MHD	31-XHD		
2012-07	748H		Grapple		31T ²	925	31-AGMX	31-MHD	31-XHD		
	848G				31A ²	925	31P-MHD				
2004-02	848G, 948G				31T ²	950	31-AGMX	31-MHD	31-XHD		
Powersports Vehículos Deportivos Sports Motorisés	John Deere • Skid-Steer Loaders										
	1984-76	125		Gas		24	500	MTX-34 ¹	C24-XHD	MTP-24	MT-24
	1984-78	125		Dsl		31A	750	31P-AGM7	31P-MHD	31P-LHD	
		125, 24A, JD-24				30H	625	29H-VHD			
	1977-76	170				24	530	MTX-34 ¹	C24-XHD	MTP-24	MT-24
	2004-98	240, 250				31A	750	31P-AGM7	31P-MHD	31P-LHD	
		24A				24	550	MTX-34 ¹	C24-XHD	MTP-24	MT-24
		24A				31A	750	31P-AGM7	31P-MHD	31P-LHD	
	2004-98	260, 270, 280				31A	925	31P-MHD			
	2015-07	313, 315				31T	925	31-AGMX	31-MHD	31-XHD	
	2009-04	317, 319, 320				31A	750	31P-AGM7	31P-MHD	31P-LHD	
	2010-04	317, 320, 325, 326, 328				31T	925	31-AGMX	31-MHD	31-XHD	
2015-09	318D, 320D				31T	750	31-AGM7	31-MHD	31-LHD	31-XHD	
2015-09	318D, 320D, 326D, 328D, 332D				31T	925	31-AGMX	31-MHD	31-XHD		
	324, 325, 328, 332, 675, 675B, 8875, CT322, CT332				31A	925	31P-MHD				
2004	332				31T	925	31-AGMX	31-MHD	31-XHD		

Year	Model	Engine/Options	Group Size	Rating (CCA/AH)	AGM	XHD/MHD	ECL	Alternate 1	Alternate 2
John Deere • Skid-Steer Loaders (continued)									
2010-05	332		31T	925	31-AGMX	31-MHD		31-XHD	
	3375, 375		26	525				MT-26	
	4475, 5575, 6675, 7775		31A	625	31P-AGM7	31P-MHD	31P-ECL	31P-LHD	31P-VHD
	570, 575, 675, 675B		3ET	620				3ET-VHD ⁴⁸	
	60		22F	520	DI*				
1980-77	60		U1	180		SP-40	SP-35	SP-30	SP-18
1977-76	70		24	370	MTX-34 ¹	C24-XHD		MTP-24	MT-24
1978	70		24	500	MTX-34 ¹	C24-XHD		MTP-24	MT-24
1984-79	90		24	550	MTX-34 ¹	C24-XHD		MTP-24	MT-24
1976	JD-14, JD-24	Gas	24	370	MTX-34 ¹	C24-XHD		MTP-24	MT-24
1978-77	JD-14, JD-24	Gas	24	500	MTX-34 ¹	C24-XHD		MTP-24	MT-24
1978	JD-24A	Gas	24	500	MTX-34 ¹	C24-XHD		MTP-24	MT-24
1984-78	JD-24A	Dsl	31T	625	31-AGM7	31-MHD	31-ECL	31-LHD	31-VHD
2004-02	SST 15, SST 16, SST 18, SX 85		U1	300				SP-40	SP-35
John Deere • Sweepers									
	141		U1	300				SP-40	SP-35
	142, 151, 152		22F	520	DI*				
John Deere • Tractor/Loader/Backhoes									
2017-15	210L EP		31T ²	925	31-AGMX	31-MHD		31-XHD	
2015	210LJ, 410J TMC Series, 710 J		31T ²	950	31-AGMX	31-MHD		31-XHD	
2015	310 J, 310 SJ, 310 SJ TMC Series, 410 J		31T ²	925	31-AGMX	31-MHD		31-XHD	
John Deere • Tractors: 2-Wheel Drive									
	300, 301, 400, 401		24	420	MTX-34 ¹	C24-XHD		MTP-24	MT-24
John Deere • Tractors: Compact Utility									
	650, 750, 770		24	420	MTX-34 ¹	C24-XHD		MTP-24	MT-24
	655, 755		22F	490				SP-22F ⁴⁸	MTP-75DT
1985-76	655, 755		30H ²	570				29H-VHD	
	670, 855, 955		45	495	SC51DA ^{5,6,48}			MT-51 ^{5,6}	SP-45 ⁴⁸
	790		22NF	500	DI*				
John Deere • Tractors: Crawlers/Dozers									
1985-78	1050, 850, 855, 950, 970		4D	800	4D-AGMX	4D-XHD			
1985-78	1050, 850, 950, 970		30H	525				29H-VHD	
2004-02	1050C, 755C Series 2, 950C		4DLT	1000	DI*				
1986-76	350C		30H ²	570				29H-VHD	
1999-86	350D, 355D		30H ²	625				29H-VHD	
	400G, 450G, 455G, 650G, 750B (From No. 740018), 750C, 750C-II, 750J, 850B (From No. 740018)		31A	925		31P-MHD			
	400G, 650G, 750B (From No. 740018), 850B (From No. 740018)		31A	625	31P-AGM7	31P-MHD	31P-ECL	31P-LHD	31P-VHD
	400G, 750, JD350, JD350B, JD450, JD450B		30H	625				29H-VHD	
1983-76	450C, 555		30H ²	570				29H-VHD	
1985-83	450D, 455D, 550A, 555A		30H ²	570				29H-VHD	
1999-85	450E, 450ELT, 455E		30H ²	570				29H-VHD	
1998-85	450G, 455G, 655B		31T	625	31-AGM7	31-MHD	31-ECL	31-LHD	31-VHD
	450H, 450J, 550G, 550H, 550J, 555G, 650H, 650J, 850C, 850C-II, 850J, 855B		31A ²	925		31P-MHD			
2004-02	450J		31A ²	950		31P-MHD			
2014-04	450J, 550J, 650J		31T ²	950	31-AGMX	31-MHD		31-XHD	
1990-85	550, 550A, 550B, 550G, 555G, 625G		31T	625	31-AGM7	31-MHD	31-ECL	31-LHD	31-VHD
1990-85	550B, 555B		30H ²	570				29H-VHD	
1998-85	655B, 850B (To No. 740017), 850BLGP 655C		4D	800	4D-AGMX	4D-XHD			
2004-02	655C S2		4DLT	1000	DI*				
2014-11	655C-II		4D	1000	4D-AGMX	4D-XHD			
2005-01	700, 700H, 700J		31A ²	925		31P-MHD			
2014-06	700J		31T ²	950	31-AGMX	31-MHD		31-XHD	
2014-10	700K, 850K		31T ²	950	31-AGMX	31-MHD		31-XHD	
1985-76	750		4D	800	4D-AGMX	4D-XHD			
1998-85	750B (To No. 740017), 750BLGP, 755B		30H ²	625				29H-VHD	
1998-85	750B (To No. 740017), 750BLGP, 755B		4D ²	900	4D-AGMX	4D-XHD			
2005-00	750C Series 2		31A	950		31P-MHD			
2012-05	750J		31T ²	950	31-AGMX	31-MHD		31-XHD	
2014-11	750K		31T ²	950	31-AGMX	31-MHD		31-XHD	
1985-83	750LGP, 850LGP		4D	800	4D-AGMX	4D-XHD			
1985-81	755A		30H ²	570				29H-VHD	
	755C		4D	1400	DI*				
	850B (To No. 740017)		30H	525				29H-VHD	
2004-02	850C Series II		31T	925	31-AGMX	31-MHD		31-XHD	
2014-05	850J		31T ²	925	31-AGMX	31-MHD		31-XHD	

For footnotes, see inside back cover. Notas al Pie de Página 468. Référence de Bas de Page 508.

DI* Distributor item, contact your Interstate Distributor. Artículo del Distribuidor DI*, comuníquese con su Distribuidor de Interstate. Article de distributeur DI*, communiquez avec votre distributeur Interstate.

Automotive & Light Truck
Automotrices y Camiones Livianos
Automobile et Camionnette

Heavy-Duty Truck
Camiones Para Servicio Pesado
Poids Lourds

Agriculture
Agrícola
Agriculture

Industrial
Industrial
Industriel

Lawn & Garden
Césped y Jardín
Jardin et Pelouse

Powersports
Vehículos Deportivos
Sports Motorisés

Reference
Referencia
Référence

	Year	Model	Engine/Options	Group Size	Rating (CCA/AH)	AGM	XHD/MHD	ECL	Alternate 1	Alternate 2	
Automotive & Light Truck Automotrices y Camiones Livianos Automobile et Camionnette	John Deere • Tree Harvesters										
	2015	703JH Harvester, 753JH, 759JH		31T ²	950	31-AGMX	31-MHD		31-XHD		
	2015	903KH Harvester, 909KH Harvester		4D ²	1400	DI*					
Heavy-Duty Truck Camiones Para Servicio Pesado Poids Lourd	John Deere • Tree Harvesters, Feller Bunchers										
		493D		30H ²	625				29H-VHD		
		643, 653E		31T	950	31-AGMX	31-MHD		31-XHD		
		643D		31T	625	31-AGM7	31-MHD	31-ECL	31-LHD	31-VHD	
	1984-82	693B		4 ²	975		4-XHD				
	1998-85	693C		31T	750	31-AGM7	31-MHD		31-LHD	31-XHD	
	1998-90	693D		31T	625	31-AGM7	31-MHD	31-ECL	31-LHD	31-VHD	
	2014-08	703JH, 753JH, 759JH		31T ²	950	31-AGMX	31-MHD		31-XHD		
	1985-80	743A		30H ²	570				29H-VHD		
	1980-77	743FB, 743TH		30H ²	570				29H-VHD		
	2010-08	853JH, 903JH, 909JH		4D ²	1000	4D-AGMX	4D-XHD				
	2014-10	903KH, 909KH		4D ²	1400	DI*					
	Agriculture Agrícola Agriculture	John Deere • Wheel Loaders									
2015		444K 4WD Loader, 524K 4WD Loader, 544K 4WD Loader, 624K 4WD Loader, 644K 4WD Loader		31T ²	925	31-AGMX	31-MHD		31-XHD		
2015		724K 4WD Loader, 744K 4WD Loader, 824K 4WD Loader, 844K 4WD Loader		4D ²	1400	DI*					
Industrial Industrial Industriel	Kawasaki (KMCA Corp.) • Loaders										
	1989-85	KSS110Z IIC, KSS95Z IIC		8D	975	8D-AGMX	8D-XHD		8D-MHD		
	1984-83	KSS110Z, KSS95Z		8D	840	8D-AGMX	8D-XHD		8D-MHD		
	1994-89	KSS115Z III, KSS90Z III, KSS95Z III		8D	975	8D-AGMX	8D-XHD		8D-MHD		
	1997-95	KSS115Z IV, KSS85Z IV, KSS90Z IV, KSS95Z IV		8D	975	8D-AGMX	8D-XHD		8D-MHD		
	1997-96	KSS50Z IV, KSS60Z IV		24	520	MTX-34 ¹	C24-XHD		MTP-24	MT-24	
	1988-86	KSS60Z		27	400	MTX-34 ¹			MT-27		
	1995-88	KSS60Z III		24	520	MTX-34 ¹	C24-XHD		MTP-24	MT-24	
	1997-96	KSS65 T/M		4D	740	4D-AGMX	4D-XHD				
	1989-86	KSS65Z II		31T	590	31-AGM7	31-MHD	31-ECL	31-VHD	31-LHD	
	1994-89	KSS65Z III, KSS70Z III, KSS80Z III		4D	740	4D-AGMX	4D-XHD				
	1997-95	KSS65Z IV, KSS70Z IV, KSS80Z IV		4D	740	4D-AGMX	4D-XHD				
	1987-82	KSS65ZB		31T	590	31-AGM7	31-MHD	31-ECL	31-VHD	31-LHD	
	1986-84	KSS70BC		31T	590	31-AGM7	31-MHD	31-ECL	31-VHD	31-LHD	
	1986-85	KSS70BC		4D	735	4D-AGMX	4D-XHD				
	1988-86	KSS70D		31T	590	31-AGM7	31-MHD	31-ECL	31-VHD	31-LHD	
	1988-86	KSS70DC		4D	735	4D-AGMX	4D-XHD				
	1989-88	KSS70Z II		4D	740	4D-AGMX	4D-XHD				
	1983-77	KSS80C, KSS80CT		4D	735	4D-AGMX	4D-XHD				
	1989-83	KSS80Z II		4D	740	4D-AGMX	4D-XHD				
1984-83	KSS80Z, KSS85Z		4D	735	4D-AGMX	4D-XHD					
Lawn & Garden Césped y Jardín Jardin et Pelouse	Klauer Mfg. • Rotary Snow Removers										
	1988-83	MP-3D		31T	475	31-AGM7	31-MHD	31-ECL	31-VHD	31-LHD	
	1998-88	MP-3D		31T	750	31-AGM7	31-MHD		31-LHD	31-XHD	
	1997-88	MTR		31T	750	31-AGM7	31-MHD		31-LHD	31-XHD	
	1988-83	MTR, TU-3		8D	900	8D-AGMX	8D-XHD		8D-MHD		
	1998-90	TR-44		31T	750	31-AGM7	31-MHD		31-LHD	31-XHD	
	1998-92	TR-52		31T	750	31-AGM7	31-MHD		31-LHD	31-XHD	
	1988-86	TU-3		31T	750	31-AGM7	31-MHD		31-LHD	31-XHD	
	1997-94	WK-800		31T	750	31-AGM7	31-MHD		31-LHD	31-XHD	
Powersports Vehículos Deportivos Sports Motorisés	Koehring Company • Crane & Excavators										
	1981-76	155		8D	935	8D-AGMX	8D-XHD		8D-MHD		
	1985-82	166, 366		31T	625	31-AGM7	31-MHD	31-ECL	31-LHD	31-VHD	
	1985-81	266		31T	625	31-AGM7	31-MHD	31-ECL	31-LHD	31-VHD	
	1981-76	266C, 366C		4D	760	4D-AGMX	4D-XHD				
	1979-76	304, 306A, 306RR		Ford 330	27	360	MTX-34 ¹		MT-27		
	1979-76	304, 306A, 306RR		Ford 370	27	360	MTX-34 ¹		MT-27		
	1979-76	304, 306A, 306RR		GM 4-53N	8D	935	8D-AGMX	8D-XHD		8D-MHD	
	1983-79	304C, 306C		GM 4-53T	8D	935	8D-AGMX	8D-XHD		8D-MHD	
	1984-76	304C, 306C		Ford 330	27	360	MTX-34 ¹		MT-27		
	1984-76	304C, 306C		Ford 370	27	360	MTX-34 ¹		MT-27		
	1984-76	304C, 306C		GM 4-53N	8D	935	8D-AGMX	8D-XHD		8D-MHD	
	1978-76	350		Cont F-227	27	360	MTX-34 ¹		MT-27		
	1978-76	350		A-C D-262	8D	935	8D-AGMX	8D-XHD		8D-MHD	
	1978-76	350		GM 3-53	8D	935	8D-AGMX	8D-XHD		8D-MHD	
	1977-76	424, 426		Chry 440, IHC V549	27	360	MTX-34 ¹		MT-27		
	1979-76	424, 426		Chry 440, IHC V537	27	360	MTX-34 ¹		MT-27		
	1979-76	424, 426		Chry 440, GM6V-53N	8D	935	8D-AGMX	8D-XHD		8D-MHD	
	1983-79	424C, 426C		GM 6V-53T	8D	935	8D-AGMX	8D-XHD		8D-MHD	
	1985-76	424C, 426C		GM 6V-53N	8D	935	8D-AGMX	8D-XHD		8D-MHD	
1985-77	424C, 426C		IHC V-537	27	360	MTX-34 ¹		MT-27			
1989-85	4460, 4465, 4470, 4475, 6625, 6625L		31T	625	31-AGM7	31-MHD	31-ECL	31-LHD	31-VHD		

Year	Model	Engine/Options	Group Size	Rating (CCA/AH)	AGM	XHD/MHD	ECL	Alternate 1	Alternate 2
Koehring Company • Crane & Excavators (continued)									
1977-76	488, 588		8D	935	8D-AGMX	8D-XHD		8D-MHD	
1979-77	488A, 588A, 688A		8D	935	8D-AGMX	8D-XHD		8D-MHD	
1982-78	488B, 588B, 688B, LRT-150, LRT-180, LRT-200, LRT-220		31T	625	31-AGM7	31-MHD	31-ECL	31-LHD	31-VHD
1985-76	644, 744		8D	935	8D-AGMX	8D-XHD		8D-MHD	
1989-85	6644, 6644KL, 6644L		8D	900	8D-AGMX	8D-XHD		8D-MHD	
1987	LCD-150		31T	625	31-AGM7	31-MHD	31-ECL	31-LHD	31-VHD
1989-83	LRT-230, LRT-250, LRT-275		31T	625	31-AGM7	31-MHD	31-ECL	31-LHD	31-VHD
1988-81	LRT-330, MCH-300		31T	625	31-AGM7	31-MHD	31-ECL	31-LHD	31-VHD
1989-79	MCH-140, MCH-150, MCH-175, MCH-180, MCH-200, MCH-230, MCH-250, MCH-275		31T	625	31-AGM7	31-MHD	31-ECL	31-LHD	31-VHD
1989-88	MCH-350		31T	625	31-AGM7	31-MHD	31-ECL	31-LHD	31-VHD
1983-78	S-888, T-888		31T	625	31-AGM7	31-MHD	31-ECL	31-LHD	31-VHD
Koehring Company • Crawler Machines									
1978-76	L-48H	Cummins N855C, GM 671	8D	935	8D-AGMX	8D-XHD		8D-MHD	
1978-76	L-790		8D	935	8D-AGMX	8D-XHD		8D-MHD	
Koehring Company • Excavators									
1985-81	1066, 1166, 1466, 566, 666, 866		8D	975	8D-AGMX	8D-XHD		8D-MHD	
1978-76	1066D	Cummins	8D	935	8D-AGMX	8D-XHD		8D-MHD	
1978-76	1066D	DD 7123-7000	8D	935	8D-AGMX	8D-XHD		8D-MHD	
1980-78	1066E, 1166E		8D	975	8D-AGMX	8D-XHD		8D-MHD	
1980-76	1266D		8D	975	8D-AGMX	8D-XHD		8D-MHD	
1983-76	305-1A, 405-2B, 440-1A, 655-1A SP		8D	950	8D-AGMX	8D-XHD		8D-MHD	
1976	405-2B	CAT D 330 A	8D	935	8D-AGMX	8D-XHD		8D-MHD	
1979-76	405-2B	A-C 10000	8D	935	8D-AGMX	8D-XHD		8D-MHD	
1979-76	405-2B	A-C 3500	8D	935	8D-AGMX	8D-XHD		8D-MHD	
1979-76	405-2B	CAT D 330C-T	8D	935	8D-AGMX	8D-XHD		8D-MHD	
1979-76	405-2B	Cummins H-6-BI	8D	935	8D-AGMX	8D-XHD		8D-MHD	
1979-76	405-2B	N-855-C160	8D	935	8D-AGMX	8D-XHD		8D-MHD	
Koehring Company • Industrial									
1977-76	1510, 2000		22NF	255				SP-22NF	
1977-76	4030 Skytrack		24	380	MTX-34 ¹	C24-XHD		MTP-24	MT-24
1976	455-1A, 455D, 466 Logger, 466-1A, 466-D, 466-DLS	A-C 3500, CAT D 330C-T, DD 4-71, DD 6V-71N	8D	935	8D-AGMX	8D-XHD		8D-MHD	
1981-76	466E, 466ELS, 466ES R		4D	775	4D-AGMX	4D-XHD			
1976	467 Logger	CAT D 330C-T	8D	935	8D-AGMX	8D-XHD		8D-MHD	
1976	468 Logger	A-C 3500	8D	935	8D-AGMX	8D-XHD		8D-MHD	
1976	469 Logger	DD 6V-71N	8D	935	8D-AGMX	8D-XHD		8D-MHD	
1981-77	5030 Skytrack, 6034 Skytrack	Dsl	24	380	MTX-34 ¹	C24-XHD		MTP-24	MT-24
1976	666-D, 666-D Logger		8D	935	8D-AGMX	8D-XHD		8D-MHD	
1981-76	666-E, 666-ELS, 666-ESR		8D	975	8D-AGMX	8D-XHD		8D-MHD	
1981-76	8034 Skytrack	Cummins 378	8D	935	8D-AGMX	8D-XHD		8D-MHD	
1981-76	8034 Skytrack	GM 4-53	8D	935	8D-AGMX	8D-XHD		8D-MHD	
1980-76	866, 866-E		8D	975	8D-AGMX	8D-XHD		8D-MHD	
1978-76	866-D, 866-D Logger		8D	935	8D-AGMX	8D-XHD		8D-MHD	
1979-76	D330 C-T		8D	935	8D-AGMX	8D-XHD		8D-MHD	
1981-77	Generator Sets		U1	200			SP-40	SP-35	SP-30
1981-76	Light Towers		24	380	MTX-34 ¹	C24-XHD		MTP-24	MT-24
1981-76	Riding Trowel		U1	200			SP-40	SP-35	SP-30
Koehring Company • Moto-Cranes, Rubber-Tired, Two Engines									
1983-81	MC-1150, MC-1400		8D	950	8D-AGMX	8D-XHD		8D-MHD	
1983-76	MC-1650, MC-670A, MC-790		8D	950	8D-AGMX	8D-XHD		8D-MHD	
1978-76	MC-35H, MC-76H		8D	935	8D-AGMX	8D-XHD		8D-MHD	
1978-76	MC-550A	GM 4-71N	8D	935	8D-AGMX	8D-XHD		8D-MHD	
1983-76	MC-550A	Cummins	8D	935	8D-AGMX	8D-XHD		8D-MHD	
1978-76	MC-7125, MC-8150		8D	950	8D-AGMX	8D-XHD		8D-MHD	
1983-78	MCH-350, MCH-500		4D	750	4D-AGMX	4D-XHD			
1983-82	MCH-400		8D	950	8D-AGMX	8D-XHD		8D-MHD	
1983-78	MCH-500		8D	950	8D-AGMX	8D-XHD		8D-MHD	
Koehring Company • Self-Propelled Rubber-Tired, One-Engine Cranes									
1983-76	LRT-15H, LRT-15U, LRT-18U		8D	935	8D-AGMX	8D-XHD		8D-MHD	
1977-76	LRT-35U		8D	935	8D-AGMX	8D-XHD		8D-MHD	
1983-77	LRT-400, LRT-40U, LRT-500		8D	935	8D-AGMX	8D-XHD		8D-MHD	
Kohler Power Systems • Electric Plants									
1990-77	1000ROZ, 230ROZ		8D	900	8D-AGMX	8D-XHD		8D-MHD	
1997-89	1000ROZD, 230ROZD, 250ROZD, 275ROZD, 300ROZD, 350ROZD, 400ROZD, 900ROZD		31T	1000	31-AGMX	31-XHD			
2000-97	100REOZJ, 80REOZJ		24 ²	900	DI*				
1976	100RO, 150RO, 165ROZ, 175RO		4 ⁴	655		4-XHD			
1990-85	100ROZ		31T	625	31-AGM7	31-MHD	31-ECL	31-LHD	31-VHD

For footnotes, see inside back cover. Notas al Pie de Página 468. Référence de Bas de Page 508.

DI* Distributor item, contact your Interstate Distributor. Artículo del Distribuidor DI*, comuníquese con su Distribuidor de Interstate. Article de distributeur DI*, communiquez avec votre distributeur Interstate.

Automotive & Light Truck
Automotrices y Camiones Livianos
Automobile et Camionnette

Heavy-Duty Truck
Camiones Para Servicio Pesado
Poids Lourd

Agriculture
Agrícola
Agriculture

Industrial
Industrial
Industrial

Lawn & Garden
Césped y Jardín
Jardin et Pelouse

Powersports
Vehículos Deportivos
Sports Motorises

Reference
Referencia
Référence

	Year	Model	Engine/Options	Group Size	Rating (CCA/AH)	AGM	XHD/MHD	ECL	Alternate 1	Alternate 2	
Automotive & Light Truck Automotrices y Camiones Livianos Automobile et Camionnette	Kohler Power Systems • Electric Plants (continued)										
	1997-89	100ROZJ, 200ROZD, 20ROZJ, 30ROZJ, 40ROZJ, 50ROZJ, 50RZ, 60ROZJ, 80ROZJ		24	900	DI*					
	1997-93	100ROZP, 20ROZP, 30ROZP, 35RZ, 40ROZP, 50ROZP, 60ROZP, 80ROZP		24	900	DI*					
	1997-85	100RZ, 60RZ, 80RZ		24	900	DI*					
2004-02	10EOR/Z, 12.5EFOR/Z, 15EOR/Z, 16.5EFOR/Z, 20EOR/Z, 6EFOR/Z, 7.5EOR/Z, 9EFOR/Z, 9EOR/Z		31T	625	31-AGM7	31-MHD	31-ECL	31-LHD	31-VHD		
Heavy-Duty Truck Camiones Para Servicio Pesado Poids Lourd	1981-76	10RCOP		2 ²	545		2-XHD				
	1985-76	10RM		30H	380				29H-VHD		
	1989-82	10RMOY, 15RMOY, 5RMOY		30H	380				29H-VHD		
	1991-89	10RMOY, 15RMOY, 5RMOY		30H	460				29H-VHD		
	1997-91	10ROY/ROZ, 15ROY/ROZ, 6ROY/ROZ		24	900	DI*					
	1997-89	10RY/RZ		31T	625	31-AGM7	31-MHD	31-ECL	31-LHD	31-VHD	
	1990-87	1100ROZ, 1250ROZ, 200ROZ, 450ROZ, 900ROZ		8D	900	8D-AGMX	8D-XHD		8D-MHD		
	1982-76	12.5R, 12RMO, 20RO, 7.5R, 8.5RMO		30H	380				29H-VHD		
	1982-76	12.5RCOP		2 ²	545		2-XHD				
	1997-93	1200ROZD, 1500ROZD, 1600ROZD, 450ROZD, 500ROZD, 750ROZD, 800ROZD		31T	1000	31-AGMX	31-XHD				
	Agriculture Agrícola Agriculture	1993-89	1200ROZD, 1500ROZD, 800ROZD		31T	900	31-AGMX	31-MHD		31-XHD	
		1976	125RO		8D	935	8D-AGMX	8D-XHD		8D-MHD	
1984-79		125ROZ, 150ROZ		8D	935	8D-AGMX	8D-XHD		8D-MHD		
1990-84		125ROZ, 150ROZ, 45ROZ, 60ROZ, 80ROZ		31T	625	31-AGM7	31-MHD	31-ECL	31-LHD	31-VHD	
1993-89		125ROZJ		24 ²	900	DI*					
1997-94		125ROZP, 150ROZP, 180ROZP, 600ROZD		31T	1000	31-AGMX	31-XHD				
1997-90		12RY/RZ		31T	625	31-AGM7	31-MHD	31-ECL	31-LHD	31-VHD	
1979-77		130ROZ		8D	935	8D-AGMX	8D-XHD		8D-MHD		
1997-96		135ROZJ, 150ROZJ, 180ROZJ, 2000ROZD		31T	1000	31-AGMX	31-XHD				
2000-96		135RZD, 140RZD, 150RZD	50HZ	31T ²	1000	31-AGMX	31-XHD				
2000-96		135RZD, 140RZD, 150RZD	60HZ	24 ²	900	DI*					
2000-98		135RZD, 180RZD		24 ²	900	DI*					
2000-98		135RZD, 180RZD, 200RZD, 275RZD		31T ²	1000	31-AGMX	31-XHD				
1985-82		15.5ROY		30H	380				29H-VHD		
1994		150ROZ		31T	1000	31-AGMX	31-XHD				
Industrial Industrial Industriel		1995-89	150ROZJ, 180ROZJ		31T	625	31-AGM7	31-MHD	31-ECL	31-LHD	31-VHD
	1976	15R, 30R, 30RO, 45R, 45RO, 55R, 55RZ, 60RO, 70R, 85R		30H	380				29H-VHD		
	1983-76	15RM		30H	380				29H-VHD		
	1989-84	15RMY		30H	380				29H-VHD		
	1997-89	15RMY		30H	460				29H-VHD		
	1976	15RO		30H ²	380				29H-VHD		
	1982-80	15ROY		30H	380				29H-VHD		
	1993-91	1600ROZD		31T	900	31-AGMX	31-MHD		31-XHD		
	1989-84	160ROZ		8D	935	8D-AGMX	8D-XHD		8D-MHD		
	1999-96	160RZD, 170RZD, 180RZD	50HZ	31T ²	1000	31-AGMX	31-XHD				
	1999-96	160RZD, 170RZD, 180RZD	60HZ	24 ²	900	DI*					
	1978-76	170R		4 ⁴	655		4-XHD				
1984-76	175ROZ		4 ⁴	655		4-XHD					
1990-89	17RY		31T	625	31-AGM7	31-MHD	31-ECL	31-LHD	31-VHD		
1990-84	180ROZ, 275ROZ		8D	900	8D-AGMX	8D-XHD		8D-MHD			
2000-93	18-100RZ		24	900	DI*						
1997-90	18RY/RZ		24	900	DI*						
Lawn & Garden Césped y Jardín Jardin et Pelouse	1976	2.5RM, 5RKM		29NF	300				29NF-VHD		
	1982-77	20R		30H	380				29H-VHD		
	2000-98	20REOZJ	12-Volt	26 ²	700	DI*					
	2000-98	20REOZJ	12-Volt	24	900	DI*					
	1990-86	20ROZ		31T	625	31-AGM7	31-MHD	31-ECL	31-LHD	31-VHD	
	1997-84	20RZ		24	900	DI*					
	1984-81	22.5RZ		30H	380				29H-VHD		
	1984-82	24ROZ		30H	380				29H-VHD		
	1978-76	250RO		8D	935	8D-AGMX	8D-XHD		8D-MHD		
	1990-76	250ROZ		8D	900	8D-AGMX	8D-XHD		8D-MHD		
	1985-76	260ROZ		8D	935	8D-AGMX	8D-XHD		8D-MHD		
	Powersports Vehículos Deportivos Sports Motorisés	1984-79	3.5CM-HS		U1	200			SP-40	SP-35	SP-30
1990-78		300ROZ, 500ROZ, 600ROZ, 750ROZ		8D	900	8D-AGMX	8D-XHD		8D-MHD		
1990-83		30ROZ, 50ROZ		31T	625	31-AGM7	31-MHD	31-ECL	31-LHD	31-VHD	
1997-83		30RZ, 45RZ		24	900	DI*					
1983-81		32.5ROZ, 32.5RZ, 47.5ROZ		30H	380				29H-VHD		
1994-89		33RZ		31T	625	31-AGM7	31-MHD	31-ECL	31-LHD	31-VHD	
1990-78		350ROZ		8D	935	8D-AGMX	8D-XHD		8D-MHD		
1979-76		350ROZD, 400ROZD, 500ROZD		8D	935	8D-AGMX	8D-XHD		8D-MHD		
1982-76		3RM, 4RM, 4RMO, 6.5RK		29NF	300				29NF-VHD		
1990-83		400ROZ		8D	900	8D-AGMX	8D-XHD		8D-MHD		
1989-83		40ROZ		31T	625	31-AGM7	31-MHD	31-ECL	31-LHD	31-VHD	
Reference Referencia Référence											

Year	Model	Engine/Options	Group Size	Rating (CCA/AH)	AGM	XHD/MHD	ECL	Alternate 1	Alternate 2	
Kohler Power Systems • Electric Plants (continued)										
1993-89	450ROZD, 500ROZD, 600ROZD, 750ROZD		31T	625	31-AGM7	31-MHD	31-ECL	31-LHD	31-VHD	
1992-79	5CM-HS		U1	200			SP-40	SP-35	SP-30	
1978-76	5RM, 7.5RKM		29NF	300				29NF-VHD		
1983-76	5RMS		29NF	300				29NF-VHD		
1993-83	5RMY		U1	200			SP-40	SP-35	SP-30	
1997-92	6.5RMY		U1	200			SP-40	SP-35	SP-30	
2000-98	60REQZJ		26 ²	700	DI*					
1977-76	7.5RMW		30H	380				29H-VHD		
1997-79	70RZ		24	900	DI*					
1980-78	75ROZ		4 ⁴	655		4-XHD				
1984-80	75ROZ		30H	380				29H-VHD		
1992-82	7RMY, SCM-HS		U1	200			SP-40	SP-35	SP-30	
1989-84	800ROZ		8D	900	8D-AGMX	8D-XHD		8D-MHD		
1981-76	85RZ		30H	380				29H-VHD		
Kolman Division • Material Handling Equipment										
1993-76	101, 101XHD	36"	8D	1150	8D-AGMX	8D-MHD		8D-XHD		
1993-76	101, 101XHD	42"	8D	1150	8D-AGMX	8D-MHD		8D-XHD		
1993-76	101, 101XHD	48"	8D	1150	8D-AGMX	8D-MHD		8D-XHD		
1993-76	101, 101XHD	30"	24	515	MTX-34 ¹	C24-XHD		MTP-24	MT-24	
1993-76	101, 101XHD	36"	24	515	MTX-34 ¹	C24-XHD		MTP-24	MT-24	
1993-76	101, 101XHD	42"	24	515	MTX-34 ¹	C24-XHD		MTP-24	MT-24	
1993-76	101, 101XHD, 202	18"	24	515	MTX-34 ¹	C24-XHD		MTP-24	MT-24	
1993-76	101, 101XHD, 202	24"	24	515	MTX-34 ¹	C24-XHD		MTP-24	MT-24	
1993-76	101, 101XHD, 303, 404	48"	24	515	MTX-34 ¹	C24-XHD		MTP-24	MT-24	
1993-78	101-All American, 101-SS	50" x 30"	8D	1150	8D-AGMX	8D-MHD		8D-XHD		
1993-76	202	18"	8D	850	8D-AGMX	8D-XHD		8D-MHD		
1993-76	202	24"	8D	850	8D-AGMX	8D-XHD		8D-MHD		
1993-86	202-All American	50" x 24"	4D	975	4D-AGMX	4D-XHD				
1986-78	202-SS	40" x 24"	30H	565				29H-VHD		
1993-76	303, 404	60"	24	515	MTX-34 ¹	C24-XHD		MTP-24	MT-24	
1993-76	303, 404	48"	8D	850	8D-AGMX	8D-XHD		8D-MHD		
1993-76	303, 404	60"	8D	850	8D-AGMX	8D-XHD		8D-MHD		
Komatsu • Articulated Dump Trucks										
	HA250, HA270		31T	750	31-AGM7	31-MHD		31-LHD	31-XHD	
Komatsu • Backhoe Loaders										
2005-02	WB140-2N, WB140PS-2N, WB150-2N, WB150AWS-2N, WB150PS-2N		4DLT	925				4DLT-VHD ⁴⁸		
Komatsu • Dozers: Crawler-Type										
	D135A-1, D155S-1, D355A-5, D375A-1, D475A-1, D58E-1, D58P-1, D63E-1, D68E-1, D68P-1, D83E-1, D83P-1, D85P-18, KBD65E-6		8D	1050	8D-AGMX	8D-XHD		8D-MHD		
	D21E-6, D21P-6, D21S-6, D31E-18, D31P-18, D31S-18, D37E-2, D3P-2		31T	750	31-AGM7	31-MHD		31-LHD	31-XHD	
2002	D375		4D	1000	4D-AGMX	4D-XHD				
Komatsu • Excavators										
	FC20-5, PC05-6, PC30-5, PC40-5, PC60-5, PC60U-5, PC80-3, PW05-6, PW30-1, PW60-3		27F	370	SC27FDA			MTP-27F		
2004-02	PC03-2, PC09-1, PC1100-6 Avance, PC1100LC-6 Avance, PC1100LC-6MH, PC120-6 Avance, PC120-6 Tier 2, PC120LC-6 Avance, PC120LC-6 Tier 2, PC1250-7, PC1250LC-7MH, PC128US-2, PC128US-2 Galeo, PC128UU, PC128UU-2 Avance, PC138USLC-2, PC1400, PC150-6, PC150LC-6, PC158USLC-2, PC15MRX-1, PC15R-8E Deluxe, PC160LC-7, PC1800-6, PC20 MRX-1, PC200-7, PC200LC-6 Avance, PC200LC-7, PC220LC-6 Avance, PC228USLC-2 Avance, PC228USLC-3 Avance, PC228USLC-3E.M.M.S., PC270LC-6 Avance, PC270LC-7, PC27MRX-1, PC27R-8E Deluxe, PC3000, PC300HD-6 Avance, PC300HD-7, PC300HD-7MH, PC300HD-7MH Avance, PC300LC-6 Avance, PC300LC-7, PC308USLC-3, PC30-MRX-1, PC35MR-2, PC35MRX-1, PC35R-8E Deluxe, PC4000, PC400HD-6 Avance, PC400HD-6MH Avance, PC400LC-6 Avance, PC400LC-7, PC40MR-2, PC450LD-6 Avance, PC45MRX-1, PC45R-8E Deluxe, PC50MR-2, PC5500, PC58UU-3, PC600LC-6 Avance, PC600LC-6MH, PC600LC-7, PC600LC-7 MH, PC60-7B, PC650LC-6 Avance, PC750-6 Avance, PC750LC-6 Avance, PC750LC-6MH, PC750LC-7, PC750SE-6 Avance, PC75R-2, PC78MR-6, PC78US-6, PC8000, PC95R-2, PCMRX-1, PX30MRX-1, PX45MRX-8E Deluxe		4D	1000	4D-AGMX	4D-XHD				
	PC1000-1, PC1000LC-1, PC360L C-3, PC650-3, PC650LC-3		8D	1050	8D-AGMX	8D-XHD		8D-MHD		

Automotive & Light Truck
Automotrices y Camiones Livianos
Automobile et Camionnette

Heavy-Duty Truck
Camiones Para Servicio Pesado
Poids Lourds

Agriculture
Agricultura
Agricoltura

Industrial
Industrial
Industriel

Lawn & Garden
Césped y Jardín
Jardin et Pelouse

Powersports
Vehículos Deportivos
Sports Motorisés

Reference
Referencia
Référence

For footnotes, see inside back cover. Notas al Pie de Página 468. Référence de Bas de Page 508.
Di* Distributor item, contact your Interstate Distributor. Artículo del Distribuidor Di*, comuníquese con su Distribuidor de Interstate. Article de distributeur Di*, communiquez avec votre distributeur Interstate.

	Year	Model	Engine/Options	Group Size	Rating (CCA/AH)	AGM	XHD/MHD	ECL	Alternate 1	Alternate 2	
Automotive & Light Truck Automotrices y Camiones Livianos Automobile et Camionnette	Komatsu • Excavators (continued)										
	2004-02	PC1100-6LS	Shovel	31T	950	31-AGMX	31-MHD		31-XHD		
		PC120-3, PC150, PC150LC-3, PC180LC-3, PF55L-1, PW210-1		31T	750	31-AGM7	31-MHD		31-LHD	31-XHD	
		PC200		4D	1000	4D-AGMX	4D-XHD				
	1996	PC200LC-3, PC200LC-6, PC220, PC220LC-3, PC220LC-6, PC250LC-6, PC300LC-3, PC300LC-6, PC400LC-3, PC400LC-6		4D	1000	4D-AGMX	4D-XHD				
Heavy-Duty Truck Camiones Para Servicio Pesado Poids Lourd	Komatsu • Graders										
	2004-02	830B, 830C, 850B, 870B	Galion	31T	950	31-AGMX	31-MHD		31-XHD		
		GD515A-1, GD525A-1, GD625A-1, GD725A-1, GD825A-1		31T	750	31-AGM7	31-MHD		31-LHD	31-XHD	
	1999-83	GD530A/AW2, GD650A/AW2		31T ²	800	31-AGM7	31-MHD		31-XHD		
	2004-02	GD555 - 3 LATERRA, GD555 - 3 LATERRA (Tier 2)		31T ²	750	31-AGM7	31-MHD		31-LHD	31-XHD	
	GD615A-1		31T	780	31-AGM7	31-MHD		31-XHD			
	1999	GD750A		4D ²	1000	4D-AGMX	4D-XHD				
Agriculture Agrícola Agriculture	Komatsu • Loaders: Crawler-Type										
	2005	D155AX-5 Avance, D155AX-5 Avance BOSS, D155AX-5B, D155AX-5SL Avance		4D ²	1000	4D-AGMX	4D-XHD				
	2005	D155AX-5LT Avance, D85EX-15, D85PX-15		4D ²	900	4D-AGMX	4D-XHD				
		D41S-3, D53S-17, D57S-1, D66S-1		31T	750	31-AGM7	31-MHD		31-LHD	31-XHD	
	2005	D65PX-15, D65WX-12, D65WX-15, D85E-21, D85P-21		4DLT ²	1000	DI*					
	D75S-5		8D	1050	8D-AGMX	8D-XHD		8D-MHD			
	2005	D87E-2 BOSS		31T ²	875	31-AGMX	31-MHD		31-XHD		
	2005	D87P-2 BOSS		31T ²	900	31-AGMX	31-MHD		31-XHD		
Industrial Industrial Industriel	Komatsu • Off-Highway Dump Trucks										
		HD 1200M-1, HD 465-3, HD 785-2		8D	1050	8D-AGMX	8D-XHD		8D-MHD		
		HD 325-5		31T	750	31-AGM7	31-MHD		31-LHD	31-XHD	
	Komatsu • Scraper										
		S23-2, WS23S-2		31T	750	31-AGM7	31-MHD		31-LHD	31-XHD	
Lawn & Garden Césped y Jardín Jardin et Pelouse	Komatsu • Wheel-Type Dozers										
		WD600-1		8D	1050	8D-AGMX	8D-XHD		8D-MHD		
	2004-02	WD600-3		4D	1000	4D-AGMX	4D-XHD				
	Komatsu • Wheel-Type Excavators										
	2004-02	PW170ES-6, PW200-7, PW220-7		4D	1000	4D-AGMX	4D-XHD				
Powersports Vehículos Deportivos Sports Motorisés	Komatsu • Wheel-Type Loaders										
	2004-02	515CH, 520CH, 520E, 520EH, WA1200-3, WA120L-3 Avance Plus, WA150-5, WA180-3 Avance Plus, WA180PT-3 Avance Plus, WA200-5, WA200PT-5, WA250-5, WA250PT-5, WA30-5, WA320-3 Avance Plus, WA320-5, WA380-5, WA400-5, WA450-5, WA480-5, WA500-3 Avance Plus, WA50-3, WA50-5, WA600-3 Avance Plus, WA65-3, WA65-5, WA700-3 (Incl AJSS), WA75-3, WA800-3, WA900-3, WA95-3		4D	1000	4D-AGMX	4D-XHD				
		WA120-1, WA120-3, WA180-1, WA180-3		31T	1075	31-AGMX	31-XHD ⁴⁸				
		WA20-1, WA30-2, WA40-1		31T	750	31-AGM7	31-MHD		31-LHD	31-XHD	
	1996	WA250-1, WA250-3, WA320-1, WA320-3, WA380-1, WA380-3, WA420-1, WA420-3, WA450-1, WA450-3		4D	1000	4D-AGMX	4D-XHD				
	1996	WA500-1, WA600-1		8D	1300	8D-AGMX	8D-MHD				
		WA800-1		8D	1300	8D-AGMX	8D-MHD				
	2005-02	WB140-2N, WB140PS-2N, WB150-2N, WB150AWS-2N, WB150PS-2N		4DLT	925				4DLT-VHD ⁴⁸		
Reference Referencia Référence	Kubota • Backhoe Loaders										
		KH18, KH2, KH90		30H	525				29H-VHD		
		KX121-2, KX161-2		30H	750	DI*					
		KX41-3		35	500	MTX-35			MTP-35	MT-35	
		KX61-2		24	585	MTX-34 ¹	C24-XHD ⁴⁸		MTP-24	MT-24	
LeROI • Compressors											
	1977-76	125RD1, 150RD1, 160RD1, 175, 300, 85RD 1		30H	580				29H-VHD		
	1977-76	125RG1, 85RG 1		24	300	MTX-34 ¹	C24-XHD		MTP-24	MT-24	
	1977-76	160RG1		3EE	305				3EE-VHD		
	1977-76	260SD		4D	640	4D-AGMX	4D-XHD				
	1977-76	600SDL		8D	900	8D-AGMX	8D-XHD		8D-MHD		
	1978-76	750SD		8D	900	8D-AGMX	8D-XHD		8D-MHD		
	1993-92	EQ1000DCC, HQ750DCC, Q1000DCC, XQ850DCC		31T	1125	31-AGMX	31-XHD ⁴⁸				
	1993-87	HQ1300DCC, Q1600DCC		31T	1125	31-AGMX	31-XHD ⁴⁸				
	1984-83	Q100GE		31T	625	31-AGM7	31-MHD	31-ECL	31-LHD	31-VHD	
	1989-87	Q100GE		24	475	MTX-34 ¹	C24-XHD		MTP-24	MT-24	
	1980-76	Q1050SD1		8D	900	8D-AGMX	8D-XHD		8D-MHD		
	1991-90	Q105DTE, Q125DTE, Q185GFE		27	670	MTX-34 ¹			MT-27		
	1991-90	Q105GHE, Q125GHE		24	475	MTX-34 ¹	C24-XHD		MTP-24	MT-24	
	1993-85	Q1200DCC		31T	1125	31-AGMX	31-XHD ⁴⁸				

Year	Model	Engine/Options	Group Size	Rating (CCA/AH)	AGM	XHD/MHD	ECL	Alternate 1	Alternate 2
LeROI • Compressors (continued)									
1980-78	Q125D, Q260D, Q600DC		31T	625	31-AGM7	31-MHD	31-ECL	31-LHD	31-VHD
1989-87	Q125DE, Q125GE		24	530	MTX-34 ¹	C24-XHD		MTP-24	MT-24
1987-84	Q125DE, Q125GE, Q185DJE, Q185GE		31T	625	31-AGM7	31-MHD	31-ECL	31-LHD	31-VHD
1993-91	Q125DJE, Q175DJE		27	670	MTX-34 ¹			MT-27	
1990	Q125DPE, Q125GFE		24	530	MTX-34 ¹	C24-XHD		MTP-24	MT-24
1980-78	Q125G, Q160G, Q175G		22F	400				SP-22F	
1982-76	Q1500		8D	900	8D-AGMX	8D-XHD		8D-MHD	
1985-76	Q1500DC		8D	900	8D-AGMX	8D-XHD		8D-MHD	
1982-78	Q160D, Q750D		31T	625	31-AGM7	31-MHD	31-ECL	31-LHD	31-VHD
1982	Q175DE, Q185G		22F	400				SP-22F	
1982	Q185D		24F	550	MTX-24F			MTP-24F	MT-24F
1993-87	Q185DCE, Q185DJE, Q185DPE, Q250DPE, Q375DCE		27	670	MTX-34 ¹			MT-27	
1987-85	Q185DCE, Q375DCE, Q75DPC		31T	625	31-AGM7	31-MHD	31-ECL	31-LHD	31-VHD
1984-78	Q185DDE, Q300D, Q375D, Q750DC, Q85DE		31T	625	31-AGM7	31-MHD	31-ECL	31-LHD	31-VHD
1983-81	Q185DE		24F	550	MTX-24F			MTP-24F	MT-24F
1987-83	Q185DPE, Q250DPE		31T	625	31-AGM7	31-MHD	31-ECL	31-LHD	31-VHD
1989-87	Q185GE		27	670	MTX-34 ¹			MT-27	
1983-78	Q300DE		31T	625	31-AGM7	31-MHD	31-ECL	31-LHD	31-VHD
1984-81	Q375DE		31T	625	31-AGM7	31-MHD	31-ECL	31-LHD	31-VHD
1978	Q600		8D	900	8D-AGMX	8D-XHD		8D-MHD	
1979-78	Q750		8D	900	8D-AGMX	8D-XHD		8D-MHD	
1993-87	Q750DCC		31T	815	31-AGMX	31-MHD		31-XHD	
1988-87	Q75DPC		27	670	MTX-34 ¹			MT-27	
1993-90	Q825DKC		31T	815	31-AGMX	31-MHD		31-XHD	
1978	Q85DG		30H	580				29H-VHD	
1982-78	Q85G		22F	400				SP-22F	
1982-81	Q900D		31T	625	31-AGM7	31-MHD	31-ECL	31-LHD	31-VHD
1986-81	Q900DC		31T	625	31-AGM7	31-MHD	31-ECL	31-LHD	31-VHD
Lestec • Industrial									
	33777		U1					SP-40	SP-35
	3682, 3696		26 ⁷					MT-26	
LeTourneau Technologies, Inc. • Container Haulers									
1991-77	2582CH		4D	650	4D-AGMX	4D-XHD			
1994-77	2682CH		4D	650	4D-AGMX	4D-XHD			
1998-83	SST-100		31T	475	31-AGM7	31-MHD	31-ECL	31-VHD	31-LHD
1993-76	ST-100		31T	475	31-AGM7	31-MHD	31-ECL	31-VHD	31-LHD
LeTourneau Technologies, Inc. • Haul Trucks									
1988-85	Titan 33-15C		8D	900	8D-AGMX	8D-XHD		8D-MHD	
1988-86	Titan 33-15D		8D	900	8D-AGMX	8D-XHD		8D-MHD	
1995-87	Titan T-2000		8D	900	8D-AGMX	8D-XHD		8D-MHD	
1991-90	Titan T-2240		8D	900	8D-AGMX	8D-XHD		8D-MHD	
LeTourneau Technologies, Inc. • Log Stackers									
1991-76	2594, 2594SS		8D	900	8D-AGMX	8D-XHD		8D-MHD	
1991-76	2594, 2594SS, 2794		4D	650	4D-AGMX	4D-XHD			
1991-81	2694, 2694SS		4D	650	4D-AGMX	4D-XHD			
2007-02	3592SL, 4592, 4594, 5092, 5094, 5592, 6592, 6594		4D ²	650	4D-AGMX	4D-XHD			
2007-02	5594		4D	650	4D-AGMX	4D-XHD			
LeTourneau Technologies, Inc. • Wheel Dozers									
1988-78	D-800		4D	650	4D-AGMX	4D-XHD			
LeTourneau Technologies, Inc. • Wheel Loaders									
1997-82	L-1000		4D	650	4D-AGMX	4D-XHD			
2007-02	L-1000, L-1100		4D ⁴	650	4D-AGMX	4D-XHD			
1997-84	L-1000B		4D	650	4D-AGMX	4D-XHD			
1991-78	L-1200		8D	900	8D-AGMX	8D-XHD		8D-MHD	
2004-02	L-1350, L-1400, L-1800, L-2350		8D ⁴	900	8D-AGMX	8D-XHD		8D-MHD	
2007-06	L-1350, L-2350		8D ⁴	900	8D-AGMX	8D-XHD		8D-MHD	
2004-02	L-1850		8D ²	900	8D-AGMX	8D-XHD		8D-MHD	
2007-06	L-1850		8D ²	900	8D-AGMX	8D-XHD		8D-MHD	
1988-76	L-600, L-800		4D	650	4D-AGMX	4D-XHD			
2007-06	L-950		4D ⁴	650	4D-AGMX	4D-XHD			
Liebherr • Crawler Cranes									
2004-02	11200, 1130, 1160, 1200, 1280, 1350/1, 1400/2, 1400/2 - W, 1750, 1800, 843, 855, 873, 885, 895, HS833, LR1100		4D	1000	4D-AGMX	4D-XHD			
Liebherr • Excavators									
1983-81	A/R 902, A/R 912, A/R 922, A/R 932		4D	850	4D-AGMX	4D-XHD			
1983-79	A/R 942		4D	850	4D-AGMX	4D-XHD			
2004-02	R 900 C Litronic, R 904 C Litronic, R 914 B Litronic, R 924 B Litronic, R 934 B Litronic, R 944 B Litronic, R 954 B Litronic, R 964 B Litronic, R 974 B Litronic, R 994 B Litronic, R 994 Litronic, R 995 Litronic, R 996 Litronic		4D	1000	4D-AGMX	4D-XHD			

Automotive & Light Truck
Automotrices y Camiones Livianos
Automobile et Camionette

Heavy-Duty Truck
Camiones Para Servicio Pesado
Poids Lourds

Agriculture
Agrícola
Agriculture

Industrial
Industrial
Industriel

Lawn & Garden
Césped y Jardín
Jardin et Pelouse

Powersports
Vehículos Deportivos
Sports Motocross

Reference
Referencia
Référence

	Year	Model	Engine/Options	Group Size	Rating (CCA/AH)	AGM	XHD/MHD	ECL	Alternate 1	Alternate 2		
Automotive & Light Truck Automotrices y Camiones Livianos Automobile et Camionnette	Liebherr • Excavators (continued)											
	1983-80	R 982		4D	850	4D-AGMX	4D-XHD					
	1983-80	R 982, R 984C		4D	1000	4D-AGMX	4D-XHD					
	1983-77	R 991		4D	1000	4D-AGMX	4D-XHD					
	1983-77	R 991		4D	850	4D-AGMX	4D-XHD					
Heavy-Duty Truck Camiones Para Servicio Pesado Poids Lourd	Liebherr • Mining Trucks											
	2004-02	T 252, T 262, T 282 B		4D	1000	4D-AGMX	4D-XHD					
Heavy-Duty Truck Camiones Para Servicio Pesado Poids Lourd	Liebherr • Mobile Cranes											
	2004-02	1045 - 3.1, 1055 - 3.1, 1060/2, 1070 - 4.1, 1090 - 4.1, 1100 - 4.1, 1100 - 5.1, 1150 - 5.1, 1220 - 5.1, 1250 - 6.1, 1300 - 6.1, 1400 - 7.1, 1500 - 8.1, 1750, 1800, LG 1550, LTC 1055 - 3.1, LTM 1030 - 2.1, MK100, MK80		4D	1000	4D-AGMX	4D-XHD					
Heavy-Duty Truck Camiones Para Servicio Pesado Poids Lourd	Liebherr • Wheeled Excavators											
	2004-02	A 309 Litronic, A 311 Litronic, A 312 Litronic, A 314 Litronic, A 316 Litronic, A 900 C Litronic, A 900 ZW, A 904 C Litronic, A 914 B Litronic, A 924 B Litronic, A 934 B Litronic, A 944 B HD Litronic, A 954 B HD Litronic, A 974 B Litronic, R 317 Litronic		4D	1000	4D-AGMX	4D-XHD					
Agriculture Agrícola Agriculture	Lincoln Electric Co. • Electric Arc Welders											
	1995-80	AC-150, Ranger 8, Ranger 9, Weldonpower 150, WP150		U1	235			SP-40	SP-35	SP-30		
	1980-76	AC225/5AS		53	280	DI*						
	1993-88	B&S G7, ONAN G7		U1	235			SP-40	SP-35	SP-30		
	1995-80	CLASSIC I, CLASSIC II, CLASSIC III		24	350	MTX-34 ¹	C24-XHD		MTP-24	MT-24		
	1995-90	CLASSIC II		45	495	SC51DA ⁴⁸			MT-51	SP-45 ⁴⁸		
	1985-76	DC-225/3AS		U1	220			SP-40	SP-35	SP-30		
	1993-83	Deutz 350	Dsl	24	600	MTX-34 ¹			MTP-24	MT-24		
	1993-87	ONAN G9 PRO		U1	235			SP-40	SP-35	SP-30		
	1991-87	Perkins 3.09 D10		24	600	MTX-34 ¹			MTP-24	MT-24		
	1988-87	Perkins 3.09 D10 Pro		24	600	MTX-34 ¹			MTP-24	MT-24		
	1995-80	Ranger 10		45	495	SC51DA ⁴⁸			MT-51	SP-45 ⁴⁸		
	2004-02	Ranger 10000, Ranger 250, Ranger 3 Phase, Ranger 305G, Ranger GTX		58	435				MT-58			
	2004-02	Ranger 305D, SAE-400 (Incl Severe Duty)		58	550				MT-58			
	Industrial Industrial Industriel	1993-76	SA-200		24	350	MTX-34 ¹	C24-XHD		MTP-24	MT-24	
		1993-77	SA-250		24	350	MTX-34 ¹	C24-XHD		MTP-24	MT-24	
		1993-82	SA-250		24	675	MTX-34 ¹			MTP-24		
1995-94		SA-250, SAE-400		24	565	MTX-34 ¹	C24-XHD		MT-24	MTP-24		
1984-80		SAE-300		30H	380				29H-VHD			
1995-94		SAE-350		24	630	MTX-34 ¹			MTP-24			
1993-80		SAE-400		24	600	MTX-34 ¹			MTP-24	MT-24		
1989-76		SAM-400		24	280	MTX-34 ¹	C24-XHD		MTP-24	MT-24		
1995-90		SAM-400		24	565	MTX-34 ¹	C24-XHD		MT-24	MTP-24		
1976		SAM-600		4	655		4-XHD					
1993-79		SAM-650		4 ²	600		4-XHD					
1995-94		SAM-650		4 ²	630		4-XHD					
1993-86		Weldonpower 225 AC/210DC, Weldonpower 250 AC/DC		24	600	MTX-34 ¹			MTP-24	MT-24		
1993-80		Weldonpower AC/DC		U1	235			SP-40	SP-35	SP-30		
Lawn & Garden Césped y Jardín Jardin et Pelouse		Linde Lull Corp. • Forklifts										
		2007-02	H100, H16, H18, H20, H20/600CD, H20/600CT, H25CT/60D, H460, H80/900	Dsl & LBG	31T	950	31-AGMX	31-MHD		31-XHD		
		2002	H25D03, H30D03, H45D	Dsl & LBG	31T	950	31-AGMX	31-MHD		31-XHD		
Powersports Vehículos Deportivos Sports Motorisés	Lippmann • Crushing Equipment											
	1987-78	All Portable Equipment	12 & 16 Cyl	4D	640	4D-AGMX	4D-XHD					
	1987-78	All Portable Equipment	Thru 8 Cyl	4D	640	4D-AGMX	4D-XHD					
	1990-87	Crushing Equipment	Dsl 24-Volt	8D ²	1150	8D-AGMX	8D-MHD		8D-XHD			
	2004-02	Crushing Equipment, HSL 13, HSL 15, HSL 19, HSL 24, HSL 26, HSL 6, HSL 8, LJD1240, LJD1430, LJD1925, LJD460, LJD760, LJD915, LLD140, LLD190, LLD200, LLD250, LLD275, LLD35, LLD400, LLD410, LLD95, LLG140N, LLG140P, LLG185N, LLG185P, LLG80N, LLG80P, LXD 280		4D	640	4D-AGMX	4D-XHD					
Reference Referencia Référence	Lister Petter • Natural Gas Power Plants											
	1991-82	HR2G		27	360	MTX-34 ¹			MT-27			
	1991-80	HR3G		4D	635	4D-AGMX	4D-XHD					
	Lister Petter • Stationary & Portable Power Plants											
	1993-76	AA1		24F	280	MTX-24F			MTP-24F	MT-24F		
	1993-76	AA1		27	360	MTX-34 ¹			MT-27			
	1998-76	AC1		24F	280	MTX-24F			MTP-24F	MT-24F		
1998-76	AC1		27	360	MTX-34 ¹			MT-27				
1995-76	AC2		24F	280	MTX-24F			MTP-24F	MT-24F			

Year	Model	Engine/Options	Group Size	Rating (CCA/AH)	AGM	XHD/MHD	ECL	Alternate 1	Alternate 2
Lister Petter • Stationary & Portable Power Plants (continued)									
1995-76	AC2		27	360	MTX-34 ¹			MT-27	
1998-84	AD1		24F	280	MTX-24F			MTP-24F	MT-24F
1998-84	AD1		27	360	MTX-34 ¹			MT-27	
1993-87	AD2		24F	280	MTX-24F			MTP-24F	MT-24F
1993-87	AD2		27	360	MTX-34 ¹			MT-27	
1999-94	CD4, CDT4		4D	735	4D-AGMX	4D-XHD			
1999-94	CD6, CDT6		4D	950	4D-AGMX	4D-XHD			
1997-86	CRK3		4D	635	4D-AGMX	4D-XHD			
1993-86	CS4		4D	520	4D-AGMX	4D-XHD			
1993-86	CS4		4D	740	4D-AGMX	4D-XHD			
1993-86	CS6, CST6		4D	650	4D-AGMX	4D-XHD			
1993-86	CS6, CST6		4D	850	4D-AGMX	4D-XHD			
1985-83	HL3		4D	635	4D-AGMX	4D-XHD			
1991-83	HL4, HL6, HLT6		4D	635	4D-AGMX	4D-XHD			
1991-82	HR2G		27	360	MTX-34 ¹			MT-27	
1991-76	HR3, HR3G (1980 on)		4D	635	4D-AGMX	4D-XHD			
1985-76	HR4, HR6, HS6		4D	635	4D-AGMX	4D-XHD			
1987-76	JA6, JAS6		31T	750	31-AGM7	31-MHD		31-LHD	31-XHD
2007-02	LJD1240, LJD1430, LJD1925, LJD460, LJD760, LJD915, LLD410, LLG140 N, LLG140 P, LLD185 N, LLD185 P, LLD80 N, LLD80 P		4D	1000	4D-AGMX	4D-XHD			
1998-88	LPA 2/3		4D	650	4D-AGMX	4D-XHD			
1998-88	LPA 2/3, LPW 2/3/4, LPWS 2/3/4		27	550	MTX-34 ¹			MT-27	
1998-88	LPW 2/3/4, LPWS 2/3/4		24F	700	MTX-24F			MTP-24F	
1997-76	LT1, LT2		24F	280	MTX-24F			MTP-24F	MT-24F
1997-76	LT1, LT2		27	360	MTX-34 ¹			MT-27	
1998-83	LV1, LV2		24F	280	MTX-24F			MTP-24F	MT-24F
1998-83	LV1, LV2		27	360	MTX-34 ¹			MT-27	
1987-84	P600/1/2/3		24F	280	MTX-24F			MTP-24F	MT-24F
1987-84	P600/1/2/3		27	360	MTX-34 ¹			MT-27	
1988-76	PH1/2, PH1/2W		24F	280	MTX-24F			MTP-24F	MT-24F
1988-76	PH1/2, PH1/2W		27	360	MTX-34 ¹			MT-27	
1986-76	PJ3/4		27	360	MTX-34 ¹			MT-27	
1985-76	ST1		24F	280	MTX-24F			MTP-24F	MT-24F
1985-76	ST1		27	360	MTX-34 ¹			MT-27	
1984-76	ST2, ST3		24F	280	MTX-24F			MTP-24F	MT-24F
1984-76	ST2, ST3		27	360	MTX-34 ¹			MT-27	
1993-83	TL2/3		24F	280	MTX-24F			MTP-24F	MT-24F
1993-83	TL2/3		27	360	MTX-34 ¹			MT-27	
1998-85	TR1		24F	550	MTX-24F			MTP-24F	MT-24F
1998-85	TR2/3		27	700	MTX-34 ¹			MT-27	
1998-85	TR2/3		24F	850				MTP-24F ⁴⁸	
1998-85	TS1		24F	650	MTX-24F			MTP-24F	
1996-83	TS2/3		24F	850				MTP-24F ⁴⁸	
1998-83	TS2/3		27	700	MTX-34 ¹			MT-27	
1998-97	TS2/3		24F	650	MTX-24F			MTP-24F	
1998-87	TX2/3		27	700	MTX-34 ¹			MT-27	
1998-87	TX2/3		24F	850				MTP-24F ⁴⁸	
Little Giant Crane (Badger Equipment Co.) • Cranes									
2007-02	64 Carrier Mounted - SPR48, 64 Crawler-SPR64, 64 Trakrane - 48 - 67R, 6430		8D	1400	8D-AGMX	8D-MHD			
Little Giant Crane (Badger Equipment Co.) • Cranes, Shovels, Backhoes									
1992-76	16 (Bullet)	GM	4D	805	4D-AGMX	4D-XHD			
1981-76	18TRT		4D	775	4D-AGMX	4D-XHD			
1992-90	18TRT, 32		4D	805	4D-AGMX	4D-XHD			
1992-77	32 Crane, 32 Crane Carrier, 48 Crane, 48 Crane Carrier		8D	1170	8D-AGMX	8D-MHD			
1992-76	32R, 48R, C-48, Combo 10, Combo 8, SP-32, SP-48		4D	805	4D-AGMX	4D-XHD			
1992-85	64 Carrier, Workranes SPR-48		8D	1170	8D-AGMX	8D-MHD			
1992-89	64, Combo 48 Bull of the Woods		4D	805	4D-AGMX	4D-XHD			
1993	7.5MT		8D	1170	8D-AGMX	8D-MHD			
1990-76	C-32, Combo 34TX, Combo 34TXR		4D	805	4D-AGMX	4D-XHD			
1992-88	C-64		4D	805	4D-AGMX	4D-XHD			
1992-91	Telemax 90		4D	805	4D-AGMX	4D-XHD			
1992-91	Workranes SPR-64		8D	1170	8D-AGMX	8D-MHD			
Log Hog Manufacturing • Industrial									
1986-76	24, 320, 335, 520, 535		30H	520				29H-VHD	
1986-76	34		27	450	MTX-34 ¹			MT-27	
1986-76	38, 44, HC-150		4D	850	4D-AGMX	4D-XHD			
1977-76	441, 501		4DLT	760				4DLT-VHD	
1979-77	515		4DLT	760				4DLT-VHD	
1979-76	531		30H	520				29H-VHD	

For footnotes, see inside back cover. Notas al Pie de Página 468. Référence de Bas de Page 508.

Di* Distributor item, contact your Interstate Distributor. Artículo del Distribuidor Di*, comuníquese con su Distribuidor de Interstate. Article de distributeur Di*, communiquez avec votre distributeur Interstate.

Automotive & Light Truck
Automotrices y Camiones Livianos
Automobile et Camionnette

Heavy-Duty Truck
Camiones Para Servicio Pesado
Poids Lourds

Agriculture
Agricultura
Agriculture

Industrial
Industrial
Industrial

Lawn & Garden
Césped y Jardín
Jardin et Pelouse

Powersports
Vehículos Deportivos
Sports Motorisés

Reference
Referencia
Référence

	Year	Model	Engine/Options	Group Size	Rating (CCA/AH)	AGM	XHD/MHD	ECL	Alternate 1	Alternate 2	
Automotive & Light Truck Automotrices y Camiones Livianos Automobile et Camionnette	Log Hog Manufacturing • Industrial (continued)										
	1985-79	546, 760		4DLT	760				4DLT-VHD		
	1985-77	660		4DLT	760				4DLT-VHD		
	1986-81	835		30H	520				29H-VHD		
	1986-80	Hydra 28		24	450	MTX-34 ¹	C24-XHD		MTP-24	MT-24	
	1986-80	Hydro 44		4D	850	4D-AGMX	4D-XHD				
	1977-76	PH-97		24	280	MTX-34 ¹	C24-XHD		MTP-24	MT-24	
	1977-76	PS130, S130D, S97D		4D	635	4D-AGMX	4D-XHD				
Heavy-Duty Truck Camiones Para Servicio Pesado Poids Lourds	Log Hog Manufacturing • Knuckle Boom Log Loaders										
	1990-86	HV870		4DLT	760				4DLT-VHD		
	1992-86	XTR850, XTR880		4DLT	760				4DLT-VHD		
	1992-89	XTR860		4DLT	760				4DLT-VHD		
	1992-85	XTR870		4DLT	760				4DLT-VHD		
	1990-87	Z-200		4DLT	760				4DLT-VHD		
	1978-77	ZC-236, ZC-280		4DLT	760				4DLT-VHD		
	1985-78	ZC-260, ZC-290		4DLT	760				4DLT-VHD		
Agriculture Agrícola Agriculture	Log Hog Manufacturing • Skidding Tractors										
	1985-79	546, 760		4DLT	760				4DLT-VHD		
	1985-77	660		4DLT	760				4DLT-VHD		
	1985-79	760	4WD	4DLT	760				4DLT-VHD		
	1989-85	XTR50, XTR60, XTR70		4DLT	760				4DLT-VHD		
	Longyear Co. • Skidding Tractors										
	1986-76	34		27	450	MTX-34 ¹			MT-27		
	1986-76	38, 44, HC 150		4D	850	4D-AGMX	4D-XHD				
1986-80	Hydraco 28		27	450	MTX-34 ¹			MT-27			
1986-80	Hydro 44		4D	850	4D-AGMX	4D-XHD					
Industrial Industrial Industriel	Lull Corp. • Forklifts										
	1992-88	1522	Dsl Turbo	4 ²	925		4-XHD				
	1988-86	1522, 824	Dsl Turbo	4 ²	900		4-XHD				
	1982-80	422		2 ²	590		2-XHD				
	1988-83	622	Dsl	2 ²	590		2-XHD				
	1988-85	622	Dsl	4 ²	900		4-XHD				
	1990-88	622	Dsl	4 ²	940		4-XHD				
	1995-79	LL-40	Cont Engine	27	385	MTX-34 ¹			MT-27		
	Lull Corp. • High-Lift Loaders										
	1995-90	1044B	Dsl Turbo	31T	925	31-AGMX	31-MHD		31-XHD		
1990-81	2044, 3044	Dsl	8D	1000	8D-AGMX	8D-XHD		8D-MHD			
1996-89	2044, 3044	Dsl	31T	925	31-AGMX	31-MHD		31-XHD			
1996-95	2044, 3044, 844C		31T	925	31-AGMX	31-MHD		31-XHD			
1996-91	2044B	Dsl	31T	925	31-AGMX	31-MHD		31-XHD			
1983-81	2094		8D	1000	8D-AGMX	8D-XHD		8D-MHD			
1983-76	400		60	370				MT-27	⁷		
1976	4D4		60	370				MT-27	⁷		
1978-76	4D4B		60	370				MT-27	⁷		
1994-86	522	Dsl	31T	925	31-AGMX	31-MHD		31-XHD			
1980-78	544	Gas	24	355	MTX-34 ¹	C24-XHD		MTP-24	MT-24		
1994-88	622B	Dsl	31T	925	31-AGMX	31-MHD		31-XHD			
1981-79	644	Gas	24	355	MTX-34 ¹	C24-XHD		MTP-24	MT-24		
1996-85	644	Dsl	31T	925	31-AGMX	31-MHD		31-XHD			
1996-95	644B, 844C		31T	300	31-AGM7	31-MHD	31-ECL	31-VHD	31-LHD		
1977-76	7C2		60	370				MT-27	⁷		
1994-89	824B	Dsl Turbo	31T	925	31-AGMX	31-MHD		31-XHD			
1981-76	844	Gas	24	355	MTX-34 ¹	C24-XHD		MTP-24	MT-24		
1995-89	844B	Dsl Turbo	31T	925	31-AGMX	31-MHD		31-XHD			
1992-91	Falcon 600		31T	925	31-AGMX	31-MHD		31-XHD			
Powersports Vehículos Deportivos Sports Motorisés	Lull Corp. • Loader-Mason Tenders										
	1994-76	L-32		24F	260	MTX-24F			MTP-24F	MT-24F	
	1995-76	L-36		24F	260	MTX-24F			MTP-24F	MT-24F	
	Lull Corp. • Loader-Powered Buggy										
	1996-76	M-20, M-25		24F	260	MTX-24F			MTP-24F	MT-24F	
	Lull Corp. • Loaders										
	1996-95	644B		31T	300	31-AGM7	31-MHD	31-ECL	31-VHD	31-LHD	
	1995-78	LD-50, LL-40	Cont Engine	27	385	MTX-34 ¹			MT-27		
1995-80	LS-70, LS-75		22NF	250				SP-22NF			
Reference Referencia Référence	Lull Corp. • Skid-Steer Loaders										
	1996-86	L-1300		27	450	MTX-34 ¹			MT-27		
	1995-80	L-930		27	450	MTX-34 ¹			MT-27		
	Machinery Heavy Industries • Excavators										
		25, 35		24	500	MTX-34 ¹	C24-XHD		MTP-24	MT-24	
		50		24 ²	500	MTX-34 ¹	C24-XHD		MTP-24	MT-24	
		70		25	420	SC25A			MT-25		

Year	Model	Engine/Options	Group Size	Rating (CCA/AH)	AGM	XHD/MHD	ECL	Alternate 1	Alternate 2
Machinery Heavy Industries • Excavators (continued)									
1985-81	MS120-2, MS180-3		4D	830	4D-AGMX	4D-XHD			
1987-85	MS120-8, MS180LC-8, MS240LC-8		4D	830	4D-AGMX	4D-XHD			
1987-83	MS1600		8D	905	8D-AGMX	8D-XHD		8D-MHD	
1985-83	MS230LC-3, MS380-2		8D	980	8D-AGMX	8D-XHD		8D-MHD	
1985-81	MS280-2		8D	980	8D-AGMX	8D-XHD		8D-MHD	
1987-85	MS300LC-8, MS450-8		8D	980	8D-AGMX	8D-XHD		8D-MHD	
1987-81	MS580		8D	980	8D-AGMX	8D-XHD		8D-MHD	
Machinery Heavy Industries • Forklifts									
	20, 30		24	500	MTX-34 ¹	C24-XHD		MTP-24	MT-24
Machinery Heavy Industries • Motor Graders									
1987-80	MG100, MG150		30H ²	360				29H-VHD	
1987-79	MG300, MG400, MG500		4D	550	4D-AGMX	4D-XHD			
Machinery Heavy Industries • Wheel Loaders									
1987-85	WS200A		27	340	MTX-34 ¹			MT-27	
1987-81	WS400, WS500		45	300	SC51DA ^{5,6}			MT-51 ^{5,6}	SP-45
Manitowoc • Crawler Cranes									
2007-02	10000, 1015, 111, 12000, 15000, 180, 18000, 21000, 222, 2250, 5000, 5500, 555, 777, 8000, 8500, 999		8D	1400	8D-AGMX	8D-MHD			
2007-06	11000, 16000		8D	1400	8D-AGMX	8D-MHD			
2000-99	2100, 2250		8D ²	1100	8D-AGMX	8D-XHD		8D-MHD	
1992-76	290, 390, 560		8D	1100	8D-AGMX	8D-XHD		8D-MHD	
1995-76	36" Platform Ringer, 3900, 3900W, 4000W, 4100W, 4600 Series 1 & 3, 4600 Series 4		8D	1100	8D-AGMX	8D-XHD		8D-MHD	
1995-76	4600 Series 4	CAT 379 Eng & Movable Pilot House	8D	1100	8D-AGMX	8D-XHD		8D-MHD	
1995-76	60" Platform Ringer	House Engine, Platform Ring	8D	1100	8D-AGMX	8D-XHD		8D-MHD	
1995-76	60" Platform Ringer	Swing Engine	8D	1100	8D-AGMX	8D-XHD		8D-MHD	
1995-76	6000W	Lower Works	8D	1100	8D-AGMX	8D-XHD		8D-MHD	
1995-76	6000W	Upper Works	8D	1100	8D-AGMX	8D-XHD		8D-MHD	
1995-79	6400W	Lower Works	8D	1100	8D-AGMX	8D-XHD		8D-MHD	
1995-79	6400W	Upper Works	8D	1100	8D-AGMX	8D-XHD		8D-MHD	
1995-80	7000W	Lower Works	8D	1100	8D-AGMX	8D-XHD		8D-MHD	
1995-80	7000W	Upper Works	8D	1100	8D-AGMX	8D-XHD		8D-MHD	
1998-97	777		8D	1100	8D-AGMX	8D-XHD		8D-MHD	
1998-95	888, 888R		8D	1100	8D-AGMX	8D-XHD		8D-MHD	
1995-93	M-1200R	Aux Eng	8D	1100	8D-AGMX	8D-XHD		8D-MHD	
1995-93	M-1200R	Main Eng	8D	1100	8D-AGMX	8D-XHD		8D-MHD	
1995-92	M-250		8D	1100	8D-AGMX	8D-XHD		8D-MHD	
1990	M-50W, M-65W	Opt	31T	950	31-AGMX	31-MHD		31-XHD	
1990-89	M-50W, M-65W		8D	1100	8D-AGMX	8D-XHD		8D-MHD	
1992-91	M-50W, M-65W, M-85W		31T	950	31-AGMX	31-MHD		31-XHD	
1989-85	M-80W		8D	1100	8D-AGMX	8D-XHD		8D-MHD	
1992-90	M-80W		31T	950	31-AGMX	31-MHD		31-XHD	
1990	M-85W		8D	1100	8D-AGMX	8D-XHD		8D-MHD	
Manitowoc • Machines w/Air Start									
1995-76	4600	Series 4 w/Cat. 379 Eng & movable pilot house	8D ²	1100	8D-AGMX	8D-XHD		8D-MHD	
1995-76	4600	Ex Series 4 w/Cat. 379 house series 4 w/Cat. Eng & movable pilot	29NF ²	350				29NF-VHD	
Manitowoc • Truck Cranes/Carriers									
2007-02	222	Wagon Crane	8D	1400	8D-AGMX	8D-MHD			
2007-02	2250T	Crane	8D ²	1100	8D-AGMX	8D-XHD		8D-MHD	
1978-76	2900T		8D	1100	8D-AGMX	8D-XHD		8D-MHD	
1992-76	3900T	Carrier	8D	1100	8D-AGMX	8D-XHD		8D-MHD	
1992-76	3900T	Crane	8D	1100	8D-AGMX	8D-XHD		8D-MHD	
2000-98	777T	Carrier	8D ²	1100	8D-AGMX	8D-XHD		8D-MHD	
2000-98	777T	Truck Crane	8D ²	1400	8D-AGMX	8D-MHD			
1991-85	M-100T	Carrier	8D	1100	8D-AGMX	8D-XHD		8D-MHD	
1991-85	M-100T	Crane	8D	1100	8D-AGMX	8D-XHD		8D-MHD	
2000-92	M-250T	Carrier	8D ²	1100	8D-AGMX	8D-XHD		8D-MHD	
2000-92	M-250T	Crane	8D ²	1100	8D-AGMX	8D-XHD		8D-MHD	
1986-85	M-80W		8D	1100	8D-AGMX	8D-XHD		8D-MHD	
Massey Ferguson • Tractors: Wheeled									
1982-76	MF-20C, MF-30B, MF-50C		24	470	MTX-34 ¹	C24-XHD		MTP-24	MT-24
1982-76	MF-40B		27	580	MTX-34 ¹			MT-27	
1982-76	MF-50C		4D	775	4D-AGMX	4D-XHD			
1981-78	MF-60		24	545	MTX-34 ¹	C24-XHD		MTP-24	MT-24

For footnotes, see inside back cover. Notas al Pie de Página 468. Référence de Bas de Page 508.

Di* Distributor item, contact your Interstate Distributor. Artículo del Distribuidor Di*, comuníquese con su Distribuidor de Interstate. Article de distributeur Di*, communiquez avec votre distributeur Interstate.

Automotive & Light Truck
Automotrices y Camiones Livianos
Automobile et Camionnette

Heavy-Duty Truck
Camiones Para Servicio Pesado
Poids Lourds

Agriculture
Agrícola
Agriculture

Industrial
Industrial
Industrial

Lawn & Garden
Césped y Jardín
Jardin et Pelouse

Powersports
Vehículos Deportivos
Sports Motorisés

Reference
Referencia
Référence

	Year	Model	Engine/Options	Group Size	Rating (CCA/AH)	AGM	XHD/MHD	ECL	Alternate 1	Alternate 2	
Automotive & Light Truck Automotrices y Camiones Livianos Automobile et Camionnette	Master Consolidated • Riding Trowels										
	1985-76	RF2B4, RF3B3		U1	220			SP-40	SP-35	SP-30	
	Melroe Manufacturing Company • Bobcat Feller Bunchers										
	1985-79	1080		27H	435	MTX-34 ¹	C24-XHD		MTP-24	MT-24	
	1986-85	1080C		27H	435	MTX-34 ¹	C24-XHD		MTP-24	MT-24	
	1986-85	1213		31T	700	31-AGM7	31-MHD	31-ECL	31-LHD	31-XHD	
1997-95	553	Dsl	24	370	MTX-34 ¹	C24-XHD		MTP-24	MT-24		
1986-76	974, 975	Dsl	27H	435	MTX-34 ¹	C24-XHD		MTP-24	MT-24		
1992-87	974, 975	Dsl	31T	1000	31-AGMX	31-XHD					
Heavy-Duty Truck Camiones Para Servicio Pesado Poids Lourd	Melroe Manufacturing Company • Bobcat Loaders										
	1994-83	1600		31T	625	31-AGM7	31-MHD	31-ECL	31-LHD	31-VHD	
	1986-81	2000, 540		24	370	MTX-34 ¹	C24-XHD		MTP-24	MT-24	
	1994-88	2400	Dsl	31T	1000	31-AGMX	31-XHD				
	1983-76	310, 313		24	370	MTX-34 ¹	C24-XHD		MTP-24	MT-24	
	1986-83	440		24	370	MTX-34 ¹	C24-XHD		MTP-24	MT-24	
	1995-86	440B	Gas	24	370	MTX-34 ¹	C24-XHD		MTP-24	MT-24	
	1995-83	443	Dsl	24	370	MTX-34 ¹	C24-XHD		MTP-24	MT-24	
	1997-95	450	Gas	24	530	MTX-34 ¹	C24-XHD		MTP-24	MT-24	
	1997-95	453	Dsl	24	530	MTX-34 ¹	C24-XHD		MTP-24	MT-24	
	1981-77	530, 630, 632		24	370	MTX-34 ¹	C24-XHD		MTP-24	MT-24	
	1981-76	533, 610		24	370	MTX-34 ¹	C24-XHD		MTP-24	MT-24	
	1993-88	542B	Gas	24	370	MTX-34 ¹	C24-XHD		MTP-24	MT-24	
	1995-81	543	Dsl	24	370	MTX-34 ¹	C24-XHD		MTP-24	MT-24	
Agriculture Agrícola Agriculture	1981-77	630, 632		27H	435	MTX-34 ¹	C24-XHD		MTP-24	MT-24	
	1980	631		31T	600	31-AGM7	31-MHD	31-ECL	31-LHD	31-VHD	
	1993-81	641, 743		31T	625	31-AGM7	31-MHD	31-ECL	31-LHD	31-VHD	
	1986-81	642		27H	435	MTX-34 ¹	C24-XHD		MTP-24	MT-24	
	1993-86	642B	Gas	27H	435	MTX-34 ¹	C24-XHD		MTP-24	MT-24	
	1995-81	643		31T	625	31-AGM7	31-MHD	31-ECL	31-LHD	31-VHD	
	1980-78	730, 732		24	370	MTX-34 ¹	C24-XHD		MTP-24	MT-24	
	1980-78	730, 732		27H	435	MTX-34 ¹	C24-XHD		MTP-24	MT-24	
	1981-80	731		31T	600	31-AGM7	31-MHD	31-ECL	31-LHD	31-VHD	
	1992-81	741		31T	625	31-AGM7	31-MHD	31-ECL	31-LHD	31-VHD	
	1993-81	742	Gas	27H	435	MTX-34 ¹	C24-XHD		MTP-24	MT-24	
	1995-91	742B	Gas	27H	435	MTX-34 ¹	C24-XHD		MTP-24	MT-24	
	1995-90	743B		31T	625	31-AGM7	31-MHD	31-ECL	31-LHD	31-VHD	
	1997-95	751		24	530	MTX-34 ¹	C24-XHD		MTP-24	MT-24	
1997-90	753		31T	625	31-AGM7	31-MHD	31-ECL	31-LHD	31-VHD		
1997-95	763, 773		31T	625	31-AGM7	31-MHD	31-ECL	31-LHD	31-VHD		
1995-91	7753	Dsl	31T	625	31-AGM7	31-MHD	31-ECL	31-LHD	31-VHD		
1982-76	825		27H	435	MTX-34 ¹	C24-XHD		MTP-24	MT-24		
1985-81	843	Dsl	24	370	MTX-34 ¹	C24-XHD		MTP-24	MT-24		
1993-84	843	Dsl	31T	700	31-AGM7	31-MHD	31-ECL	31-LHD	31-XHD		
1992-90	843B		31T	700	31-AGM7	31-MHD	31-ECL	31-LHD	31-XHD		
1996-90	853		31T	700	31-AGM7	31-MHD	31-ECL	31-LHD	31-XHD		
1997-96	863		31T	950	31-AGMX	31-MHD		31-XHD			
1997-95	873, 953		31T	950	31-AGMX	31-MHD		31-XHD			
1994-87	943	Dsl	31T	950	31-AGMX	31-MHD		31-XHD			
1995-86	980	Dsl	31T	1000	31-AGMX	31-XHD					
Lawn & Garden Césped y Jardín Jardin et Pelouse	Melroe Manufacturing Company • Bobcat Trenchers										
	1992-89	3022	Gas	31T	625	31-AGM7	31-MHD	31-ECL	31-LHD	31-VHD	
	1992-89	3023	Dsl	31T	625	31-AGM7	31-MHD	31-ECL	31-LHD	31-VHD	
Powersports Vehículos Deportivos Sports Motorisés	Midmark Corp. • Trenchers										
	1984-79	140		55	380				MT-56		
	1982-76	200, 201, 300, 300A, 400, 400A, 401A		71	350	MTZ-75DT			MTP-75	MT-75	
	1982-81	202, 220		71	350	MTZ-75DT			MTP-75	MT-75	
	1984-79	321		71	350	MTZ-75DT			MTP-75	MT-75	
	1984-82	440		31T	625	31-AGM7	31-MHD	31-ECL	31-LHD	31-VHD	
Reference Referencia Référence	Miller Electric • Trenchers										
		250INT, 280NT, 301G, Blue Charger (From No. KF959177), Blue Charger NT, Bobcat 225D Plus, Bobcat 225NT, Bobcat 250NT, Legend, Legend NT, Trailblazer 250G, Trailblazer 251		58	430				MT-58		
		302, 401DX, Big Blue 251D, Pipepro, Trailblazer Pro 350		55	535				MT-56		
		40G, Big 40D, Blue Charger (To No. KF959177), Legend, Trailblazer 250G		24	525	MTX-34 ¹	C24-XHD		MTP-24	MT-24	
		55D, 600D, 700DX, Big 50D, Big Blue 400D, Miller Airpack, Trailblazer 44D		31T	750	31-AGM7	31-MHD		31-LHD	31-XHD	
		AEA-200 LE (From No. HF864864), AEA-200E		U1	230			SP-40	SP-35	SP-30	
		AEA-200 LE (To No. HF864864), AEA-200E		22F	200				SP-22F		
		AEAD-200LE		24	280	MTX-34 ¹	C24-XHD		MTP-24	MT-24	
		Big Blue Air Pak, Big Blue Series, DU-OP		24	650	MTX-34 ¹			MTP-24		
		Blue Star 3500, Blue Star 6000		U1	195			SP-40	SP-35	SP-30	

Year	Model	Engine/Options	Group Size	Rating (CCA/AH)	AGM	XHD/MHD	ECL	Alternate 1	Alternate 2
Mobile Drilling Co. • Earth Drills									
1995-76	B31, B34, B47, B53, B61, B80	Gas	27	460	MTX-34 ¹			MT-27	
1995-76	B31, B47, B53, B61, B80	Dsl	4D	760	4D-AGMX	4D-XHD			
1986-76	B40L	Gas	27	460	MTX-34 ¹			MT-27	
1986-76	B40L	Dsl	4D	760	4D-AGMX	4D-XHD			
1976	B56		24	360	MTX-34 ¹	C24-XHD		MTP-24	MT-24
1995-85	B57	Gas	27	460	MTX-34 ¹			MT-27	
1995-85	B57	Dsl	4D	760	4D-AGMX	4D-XHD			
1995-93	B59	Dsl	4D	760	4D-AGMX	4D-XHD			
1991-90	B90	Dsl	4D	760	4D-AGMX	4D-XHD			
Moody Northwest Co. • Crawler-Mounted Machines									
1983-77	100DH, 55 Series		4D	750	4D-AGMX	4D-XHD			
1985-77	1200C		4D	750	4D-AGMX	4D-XHD			
1985-76	180D, 60HT, 70D, 70HT, 8070, 80D, 95		4D	750	4D-AGMX	4D-XHD			
1995-76	190D, 50 Series, 9570		4D	750	4D-AGMX	4D-XHD			
1978-76	28D	DD4-71N	4D	750	4D-AGMX	4D-XHD			
1978-76	28D	Murphy	4D	750	4D-AGMX	4D-XHD			
1978-76	28D	w/CAT Engine	4D	750	4D-AGMX	4D-XHD			
1979-76	30DH	w/CAT Engine	4D	750	4D-AGMX	4D-XHD			
1979-76	30DH, 35DH	DD4-71N	4D	750	4D-AGMX	4D-XHD			
1979-76	35DH	Murphy	4D	750	4D-AGMX	4D-XHD			
1977-76	41	Murphy 452	4D	750	4D-AGMX	4D-XHD			
1978-76	41	Murphy 12	4D	750	4D-AGMX	4D-XHD			
1981-76	41	CAT D 3304	4D	750	4D-AGMX	4D-XHD			
1981-76	41	DD 4-71N	4D	750	4D-AGMX	4D-XHD			
1981-77	41	DD 6V-71N	4D	750	4D-AGMX	4D-XHD			
1981-78	41	CAT 3306NA	4D	750	4D-AGMX	4D-XHD			
1981-78	41	CAT 3306T	4D	750	4D-AGMX	4D-XHD			
1985-78	45DH		4D	750	4D-AGMX	4D-XHD			
1980-76	6		4D	750	4D-AGMX	4D-XHD			
1983-79	65		4D	750	4D-AGMX	4D-XHD			
MWM Diesel Inc. • Industrial									
1988-76	232 Series	Dsl Eng	4D	640	4D-AGMX	4D-XHD			
1986-76	AD Series, MP Series	Dsl Eng	4D	640	4D-AGMX	4D-XHD			
1988-83	D202-2, D302-1, D302-2	Dsl Eng	60	360				MT-27 ⁷	
1988-83	D202-3, D226-2, D302-3, D327-2	Dsl Eng	30H	400				29H-VHD	
1988-83	D226-3, D226-4, D327-3, D327-4, TD226-4	Dsl Eng	31T	475	31-AGM7	31-MHD	31-ECL	31-VHD	31-LHD
1988-83	D226-6, D327-6, TD226-6	Dsl Eng	4	530		4-XHD			
NAMCO • Forklift Trucks									
1986-85	G-2000, G-2500		U1	230			SP-40	SP-35	SP-30
1990-85	L-2000, L-2500		U1	230			SP-40	SP-35	SP-30
1986-82	SLC-2015G, SLC-2020G		24	223	MTX-34 ¹	C24-XHD		MTP-24	MT-24
1986-80	SLC-2524, SPLC-2524		24	223	MTX-34 ¹	C24-XHD		MTP-24	MT-24
NAMCO • Tow Tractors									
1986-76	SU/TT 500G		24	223	MTX-34 ¹	C24-XHD		MTP-24	MT-24
National Oilwell Varco (NOV) • Power Units									
1990-76	98	Single Cyl, Gas	24	390	MTX-34 ¹	C24-XHD		MTP-24	MT-24
1990-76	B-12, E-15, E-20	Single Cyl, Gas	27	435	MTX-34 ¹			MT-27	
1990-76	F-32, F-42	Single Cyl, Gas	4D	760	4D-AGMX	4D-XHD			
Navistar • Construction Trucks									
1998-77	2554, 2654		31T ²	550	31-AGM7	31-MHD	31-ECL	31-VHD	31-LHD
1998-77	2574, 2674, 5000		31T ³	650	31-AGM7	31-MHD	31-ECL	31-LHD	31-VHD
New Holland • Articulated Steer Loaders									
1986-85	L600		31T	625	31-AGM7	31-MHD	31-ECL	31-LHD	31-VHD
New Holland • Articulated Steer Loaders & Backhoes									
1987-85	LB620		3ET ²	445				3ET-VHD	
1989-88	LB620		3ET ²	410				3ET-VHD	
New Holland • Compact Tracked Loaders									
2015-11	C227, C232, C238		31T	1000	31-AGMX	31-XHD			
New Holland • Crawler Excavators									
2015-10	E215B		4D	1000	4D-AGMX	4D-XHD			
New Holland • Industrial Tractors									
1986-76	230A, 340A, 530A, 540A, 550, 555		4DLT	750				4DLT-VHD	
1991-86	240B, 540B		4DLT	750				4DLT-VHD	
1991-87	250C, 260C		4DLT	750				4DLT-VHD	
1988-86	340B		4DLT	750				4DLT-VHD	
1991-88	345C, 445C, 545C, 555B, 555C, 655B, 655C		4DLT	650				4DLT-VHD	
1991-76	455, 545		4DLT	750				4DLT-VHD	
1991-86	455, 545, 755B		4DLT	650				4DLT-VHD	
1991-87	455A		4DLT	650				4DLT-VHD	
1991-88	455C		4DLT	750				4DLT-VHD	
1991-88	710		31T	625	31-AGM7	31-MHD	31-ECL	31-LHD	31-VHD

Automotive & Light Truck
Automotrices y Camiones Livianos
Automobile et Camionette

Heavy-Duty Truck
Camiones Para Servicio Pesado
Poids Lourd

Agriculture
Agrícola
Agriculture

Industrial
Industrial
Industrial

Lawn & Garden
Césped y Jardín
Jardin et Pelouse

Powersports
Vehículos Deportivos
Sports Motorises

Reference
Referencia
Référence

For footnotes, see inside back cover. Notas al Pie de Página 468. Référence de Bas de Page 508.

Di* Distributor item, contact your Interstate Distributor. Artículo del Distribuidor Di*, comuníquese con su Distribuidor de Interstate. Article de distributeur Di*, communiquez avec votre distributeur Interstate.

	Year	Model	Engine/Options	Group Size	Rating (CCA/AH)	AGM	XHD/MHD	ECL	Alternate 1	Alternate 2	
Automotive & Light Truck Automotrices y Camiones Livianos Automobile et Camionnette	New Holland • Skid-Steer Loaders										
	2010-05	L150, L160, L170, L175		31T	700	31-AGM7	31-MHD	31-ECL	31-LHD	31-XHD	
	2010-05	L180, L185, L190		31T	1000	31-AGMX	31-XHD				
	2015-11	L213, L215, L218, L220, L223, L225, L230		31T	1000	31-AGMX	31-XHD				
	1991-84	L250		71	390	MTZ-75DT			MTP-75	MT-75	
	1984-76	L35, L775		24	375	MTX-34 ¹	C24-XHD		MTP-24	MT-24	
	1985-83	L451		24	410	MTX-34 ¹	C24-XHD		MTP-24	MT-24	
	1991-87	L553		31T	925	31-AGMX	31-MHD		31-XHD		
	1988-85	L554		24	410	MTX-34 ¹	C24-XHD		MTP-24	MT-24	
	1991-88	L555		31T	925	31-AGMX	31-MHD		31-XHD		
	1986-85	L600		31T	625	31-AGM7	31-MHD	31-ECL	31-LHD	31-VHD	
	1984-80	L779		24	375	MTX-34 ¹	C24-XHD		MTP-24	MT-24	
	1991-85	L781		31T	925	31-AGMX	31-MHD		31-XHD		
	1991-89	L783		31T	925	31-AGMX	31-MHD		31-XHD		
	1991-84	L784		24	410	MTX-34 ¹	C24-XHD		MTP-24	MT-24	
1990-83	L785		31T	925	31-AGMX	31-MHD		31-XHD			
Heavy-Duty Truck Camiones Para Servicio Pesado Poids Lourd	New Holland • Wheel Loaders										
	2015-07	W110B Series		31T ²	700	31-AGM7	31-MHD	31-ECL	31-LHD	31-XHD	
	2015-08	W130B Series	Heavy Duty	4D ²	1000	4D-AGMX	4D-XHD				
	2015-08	W130B Series		31T ²	700	31-AGM7	31-MHD	31-ECL	31-LHD	31-XHD	
	2010-06	W170B Series, W190B Series	Heavy Duty	4D ²	1000	4D-AGMX	4D-XHD				
2010-06	W170B Series, W190B Series		31T ²	700	31-AGM7	31-MHD	31-ECL	31-LHD	31-XHD		
Agriculture Agrícola Agriculture	ONAN • Generator Sets										
	1985-76	6JB, 705JB, BF, BFA, BGA, EK, EM, JC, NH		60	360				MT-27 ⁷		
	1985-76	AJ, AK	Housed	60	360				MT-27 ⁷		
	1985-82	BGAL		60	260				MT-27 ⁷		
	1985-84	BGE		60	260				MT-27 ⁷		
	1985	BGEL, MAJB		60	260				MT-27 ⁷		
	1985-76	CCK	Unhoused	60	360				MT-27 ⁷		
	1985-76	CCKB, DJA, DJB, DJE, MAJ, MCKK, MDJA, MDJB, MDJE, RDJC, RDJF, RJC		1 ²	450				1-VHD		
	1983-76	DDA, DDB, DEF, DEG, DEH		2 ²	565		2-XHD				
	1985-76	DFE, DFM, DFN, DFP, DFS, DFV, DFW, DFX, DFY, DFZ, DHB		8D	975	8D-AGMX	8D-XHD		8D-MHD		
	1985-76	DJC, MDJC, MDJF		2 ²	565		2-XHD				
	1985-84	DKC, DKD		22F	380				SP-22F		
	1985-82	DL4		31T	530	31-AGM7	31-MHD	31-ECL	31-VHD	31-LHD	
	1985-84	DL4B		31T	530	31-AGM7	31-MHD	31-ECL	31-VHD	31-LHD	
	1985-82	DL6		31T	625	31-AGM7	31-MHD	31-ECL	31-LHD	31-VHD	
1985-83	DL6B		31T	625	31-AGM7	31-MHD	31-ECL	31-LHD	31-VHD		
1985-84	DL6TB		31T	625	31-AGM7	31-MHD	31-ECL	31-LHD	31-VHD		
1984-80	DTA		2 ²	565		2-XHD					
1985	DVA, DVB		31T	625	31-AGM7	31-MHD	31-ECL	31-LHD	31-VHD		
1985-84	DVC, DVD, DVE		31T	700	31-AGM7	31-MHD	31-ECL	31-LHD	31-XHD		
1983-76	DYC		24	380	MTX-34 ¹	C24-XHD		MTP-24	MT-24		
1984-77	DYC		8D	975	8D-AGMX	8D-XHD		8D-MHD			
1984-76	DYD, DYG, DYH		8D	975	8D-AGMX	8D-XHD		8D-MHD			
1984-76	DYJ		2 ²	565		2-XHD					
1985-76	EN		3EE ²	360				3EE-VHD			
1985-82	ENT		3EE ²	360				3EE-VHD			
1985-81	ES		29NF	325				29NF-VHD			
1985-84	MDKC, MDKD		29NF	325				29NF-VHD			
1984-79	MDTA		2 ²	565		2-XHD					
1979-76	MJB, MJC		1 ²	450				1-VHD			
1985-84	NHE		60	360				MT-27 ⁷			
1985	NHEL, SKB		60	360				MT-27 ⁷			
1985-82	NHL		60	360				MT-27 ⁷			
1985-78	SK		60	360				MT-27 ⁷			
Lawn & Garden Césped y Jardín Jardin et Pelouse	Owatonna Mfg. Co. • Loaders										
	1977-76	1200 Ind Loaders		24	300	MTX-34 ¹	C24-XHD		MTP-24	MT-24	
	1979-76	1700 Ind Loaders		24	300	MTX-34 ¹	C24-XHD		MTP-24	MT-24	
	1979-76	1700 T/C Ind Loaders		27	300	MTX-34 ¹			MT-27		
	1980-76	1700 T/C Ind Loaders		31T	625	31-AGM7	31-MHD	31-ECL	31-LHD	31-VHD	
	1980-77	1700 T/C Ind Loaders		24	500	MTX-34 ¹	C24-XHD		MTP-24	MT-24	
	1980-76	310	Gas	U1	180		SP-40	SP-35	SP-30	SP-18	
	1983-80	312	Gas	U1	200			SP-40	SP-35	SP-30	
	1983-77	320		24	500	MTX-34 ¹	C24-XHD		MTP-24	MT-24	
	1978-76	330		24	300	MTX-34 ¹	C24-XHD		MTP-24	MT-24	
	1983-78	345	Gas	24	500	MTX-34 ¹	C24-XHD		MTP-24	MT-24	
	1983-79	345, 445	Dsl	31T	625	31-AGM7	31-MHD	31-ECL	31-LHD	31-VHD	
	1982-76	440	Dsl	31T	625	31-AGM7	31-MHD	31-ECL	31-LHD	31-VHD	
	1982-77	440	Gas	24	500	MTX-34 ¹	C24-XHD		MTP-24	MT-24	
	Reference Referencia Référence										

Year	Model	Engine/Options	Group Size	Rating (CCA/AH)	AGM	XHD/MHD	ECL	Alternate 1	Alternate 2
Owatonna Mfg. Co. • Loaders (continued)									
1979-76	440, 770	Gas	24	300	MTX-34 ¹	C24-XHD		MTP-24	MT-24
1983-80	441	Gas	24	500	MTX-34 ¹	C24-XHD		MTP-24	MT-24
1983-80	441, 545	Dsl	31T	625	31-AGM7	31-MHD	31-ECL	31-LHD	31-VHD
1983-79	445	Gas	24	500	MTX-34 ¹	C24-XHD		MTP-24	MT-24
1983-76	770	Dsl	31T	625	31-AGM7	31-MHD	31-ECL	31-LHD	31-VHD
1983-81	780		24	500	MTX-34 ¹	C24-XHD		MTP-24	MT-24
1983-76	880	Dsl	30H ²	520				29H-VHD	
P.K. Lindsay Co. Inc. • Portable Air Compressors									
1977-76	125, 150		30H	380				29H-VHD	
1991-77	125Q		30H	470				29H-VHD	
2000-94	125QD, 185QD		30H	600				29H-VHD	
1991-76	150Q		30H	470				29H-VHD	
1987-78	160QD	w/Cold Start	30H ²	470				29H-VHD	
1987-84	160QD	Std	30H	600				29H-VHD	
1991-84	175QD	w/Cold Start	30H ²	470				29H-VHD	
1991-84	175QD	Std	30H	600				29H-VHD	
1992-76	25HUE		24	370	MTX-34 ¹	C24-XHD		MTP-24	MT-24
1998	30KE		24	370	MTX-34 ¹	C24-XHD		MTP-24	MT-24
1998-76	40H, 55H		24	370	MTX-34 ¹	C24-XHD		MTP-24	MT-24
1998-95	55RK		24	370	MTX-34 ¹	C24-XHD		MTP-24	MT-24
1987-80	80D		30H	600				29H-VHD	
1991-76	80H		4D	760	4D-AGMX	4D-XHD			
2000-91	80KC		30H	600				29H-VHD	
1991-85	80KUB		30H	600				29H-VHD	
1991-89	80NC		30H	600				29H-VHD	
1998-91	80WC		30H	600				29H-VHD	
Parsons Division • Industrial									
1976	155A Trenchliner, 255A Trenchliner, 355A Trenchliner		5D ²	720				4-XHD	
1976	75		24F	400	MTX-24F			MTP-24F	MT-24F
1976	DP100, DP80		8D	900	8D-AGMX	8D-XHD		8D-MHD	
Pettibone Corp. • Michigan Div. – Cary-Lifts									
1995-90	Super 10, Super 15, Super 20, Super 25, Super 30, Super 40, Super 70, Super 8		8D	975	8D-AGMX	8D-XHD		8D-MHD	
Pettibone Corp. • Michigan Div. – Coil Handlers									
1995-90	All		8D	975	8D-AGMX	8D-XHD		8D-MHD	
Pettibone Corp. • Michigan Div. – Cranes									
1995-90	36MK, 40MK		8D	975	8D-AGMX	8D-XHD		8D-MHD	
Pettibone Corp. • Michigan Div. – Extendo Forklifts									
1995-90	1048, 5528, 636, 8042, B66, B68, C-8000		4D	960	4D-AGMX	4D-XHD			
Pettibone Corp. • Michigan Div. – Speed Swings									
1995-90	360, 441, 445		8D	975	8D-AGMX	8D-XHD		8D-MHD	
Pettibone Corp. • New York Div. – Hydraulic Cranes									
1984-83	100SCP, 16MKP, 20MKP, 20MPK, 25MKP, 30MKP, 36MKP, 36SCP, 40MKP, 40SCP, 45SCP, 60SCP, 80MKP, 80SCP		4D	960	4D-AGMX	4D-XHD			
1984-83	130SCP		8D	975	8D-AGMX	8D-XHD		8D-MHD	
Power Curbers Inc. • Extruders									
2004-03	440, Extruder 150, S700-B		24	575	MTX-34 ¹	C24-XHD		MT-24	MTP-24
Power Curbers Inc. • Slip Form Pavers									
1997-83	3500		24	410	MTX-34 ¹	C24-XHD		MTP-24	MT-24
1997-81	5500		24	410	MTX-34 ¹	C24-XHD		MTP-24	MT-24
1997-84	5700		24	410	MTX-34 ¹	C24-XHD		MTP-24	MT-24
1997-94	5700-B		24	410	MTX-34 ¹	C24-XHD		MTP-24	MT-24
2004-03	5700-B		24	575	MTX-34 ¹	C24-XHD		MT-24	MTP-24
1987-78	6700		24	410	MTX-34 ¹	C24-XHD		MTP-24	MT-24
1997-86	8700		24	410	MTX-34 ¹	C24-XHD		MTP-24	MT-24
Prime Mover Co. • Forklifts									
1991-79	LL-40	Cont Eng	27	385	MTX-34 ¹			MT-27	
Prime Mover Co. • Loaders									
1991-78	LD-50	Cont Eng	27	385	MTX-34 ¹			MT-27	
1991-80	LS-70, LS-76		22NF	250				SP-22NF	
Prime Mover Co. • Mason Tenders									
1991-76	L-32, L-36		24	260	MTX-34 ¹	C24-XHD		MTP-24	MT-24
Prime Mover Co. • Powered Buggy									
1991-76	M-20		24	260	MTX-34 ¹	C24-XHD		MTP-24	MT-24
Prime Mover Co. • Skid-Steer Loaders									
1986-83	L-1200		24	450	MTX-34 ¹	C24-XHD		MTP-24	MT-24
1991-86	L-1300		24	450	MTX-34 ¹	C24-XHD		MTP-24	MT-24
1987-78	L-600, L-700		22NF	250				SP-22NF	
1986-81	L-925		24	450	MTX-34 ¹	C24-XHD		MTP-24	MT-24
1991-83	L-930		24	450	MTX-34 ¹	C24-XHD		MTP-24	MT-24

For footnotes, see inside back cover. Notas al Pie de Página 468. Référence de Bas de Page 508.

Di* Distributor Item, contact your Interstate Distributor. Artículo del Distribuidor Di*, comuníquese con su Distribuidor de Interstate. Article de distributeur Di*, communiquez avec votre distributeur Interstate.

Automotive & Light Truck
Automotrices y Camiones Livianos
Automobile et Camionnette

Heavy-Duty Truck
Camiones Para Servicio Pesado
Poids Lourds

Agriculture
Agrícola
Agriculture

Industrial
Industrial
Industrial

Lawn & Garden
Césped y Jardín
Jardin et Pelouse

Powersports
Vehículos Deportivos
Sports Motorisés

Reference
Referencia
Référence

	Year	Model	Engine/Options	Group Size	Rating (CCA/AH)	AGM	XHD/MHD	ECL	Alternate 1	Alternate 2	
Automotive & Light Truck Automotrices y Camiones Livianos Automobile et Camionnette	Puckett Equipment, Inc. • Asphalt Pavers										
	1986-80	S-240	Roller	72	300	MTZ-75DT			MTP-75	MT-75	
	1990-87	S-240	Roller	70	525	MTZ-75DT			MTP-75	SP-70	
	1990-76	T-450, T-450D	Paver	70	525	MTZ-75DT			MTP-75	SP-70	
	1990-81	T-650	Paver	70	525	MTZ-75DT			MTP-75	SP-70	
	1986-81	T-650BD	Paver	72	300	MTZ-75DT			MTP-75	MT-75	
	1990-87	T-650BD	Paver	70	525	MTZ-75DT			MTP-75	SP-70	
Heavy-Duty Truck Camiones Para Servicio Pesado Poids Lourds	Puckett Equipment, Inc. • Concrete Curbers										
	1990-86	SF-820D		31T	925	31-AGMX	31-MHD		31-XHD		
Agriculture Agrícola Agriculture	Puckett Equipment, Inc. • Utility Graders										
	1990-76	510D		31T	925	31-AGMX	31-MHD		31-XHD		
	Reinco Inc. • Hydrograssers										
	1992-76	All	w/Opt Trailer Brake System	U2	84	DI*					
	1997-95	HA, HG-5H, HG-5HA	w/o Electric Reel	U1R	245				SP-35R	SP-30R	
	1997-95	HA, HG-5H, HG-5HA	w/Electric Reel	24	425	MTX-34 ¹	C24-XHD		MTP-24	MT-24	
	1977-76	HG-10		24	425	MTX-34 ¹	C24-XHD		MTP-24	MT-24	
	1990-85	HG-10EG	Others	24	425	MTX-34 ¹	C24-XHD		MTP-24	MT-24	
	1997-90	HG-10GM, HG-10GX	Wisc W4-1770	24	425	MTX-34 ¹	C24-XHD		MTP-24	MT-24	
	1997-92	HG-10GM, HG-10GX	Isuzu 3KRI-VA05	24	425	MTX-34 ¹	C24-XHD		MTP-24	MT-24	
	1997	HG-10GM, HG-10GX, HG-13GX	Ford VSG-413	24	425	MTX-34 ¹	C24-XHD		MTP-24	MT-24	
	1985-77	HG-10M		24	425	MTX-34 ¹	C24-XHD		MTP-24	MT-24	
	1978-76	HG-13		24	425	MTX-34 ¹	C24-XHD		MTP-24	MT-24	
	1995-94	HG-13GX	w/Electric Reel	24	850	MTX-34 ^{1,48}			MTP-24 ⁴⁸		
	1997-94	HG-13GX	Wisc W4-1770	24	425	MTX-34 ¹	C24-XHD		MTP-24	MT-24	
	1980-78	HG-13M	Ford FD200	24	425	MTX-34 ¹	C24-XHD		MTP-24	MT-24	
	1979-76	HG-15	Ford Ex F245D	24	425	MTX-34 ¹	C24-XHD		MTP-24	MT-24	
1989-85	HG-15G	Ford	24	425	MTX-34 ¹	C24-XHD		MTP-24	MT-24		
1999-90	HG-15GM, HG-15GX		30H	685				29H-VHD ⁴⁸			
1985-79	HG-15M	Ford FD250	24	425	MTX-34 ¹	C24-XHD		MTP-24	MT-24		
1999-96	HG-20GX		30H	685				29H-VHD ⁴⁸			
1979-76	HG-25	Ford FD300	24	425	MTX-34 ¹	C24-XHD		MTP-24	MT-24		
1985-80	HG-25GG, HG-25M		30H	685				29H-VHD ⁴⁸			
1997-85	HG-30G, HG-30GM, HG-30GX		30H	685				29H-VHD ⁴⁸			
1994-89	HG-5GA	w/o Electric Reel	U1R	245				SP-35R	SP-30R		
1994-91	HG-5GA	w/Electric Reel	24	425	MTX-34 ¹	C24-XHD		MTP-24	MT-24		
1978-76	HG-8	Deutz Dsl F2L511D	24	425	MTX-34 ¹	C24-XHD		MTP-24	MT-24		
1988-76	HG-8	Gas	24	425	MTX-34 ¹	C24-XHD		MTP-24	MT-24		
1997-76	TM7-30		24	425	MTX-34 ¹	C24-XHD		MTP-24	MT-24		
1997-92	TM-JR		U1R	245				SP-35R	SP-30R		
1994-87	TM-JR-E		U1R	245				SP-35R	SP-30R		
Lawn & Garden Césped y Jardín Jardin et Pelouse	Reinco Inc. • Power Mulchers										
	1999-95	M65-D		30H	685				29H-VHD ⁴⁸		
	1995-93	M65-W		24	425	MTX-34 ¹	C24-XHD		MTP-24	MT-24	
	1990-76	M80, M80-C		30H	685				29H-VHD ⁴⁸		
	1999-90	M90		30H	685				29H-VHD ⁴⁸		
Powersports Vehículos Deportivos Sports Motorisés	Rexworks Inc. • Compactors										
	1990-76	3-30, 3-50, 50A		8D	975	8D-AGMX	8D-XHD		8D-MHD		
	1993-79	3-35		8D	975	8D-AGMX	8D-XHD		8D-MHD		
	1990-84	3-45		8D	975	8D-AGMX	8D-XHD		8D-MHD		
	1991-81	3-55		8D	975	8D-AGMX	8D-XHD		8D-MHD		
	1993-85	3-55B		8D	975	8D-AGMX	8D-XHD		8D-MHD		
	1990-78	3-70		8D	975	8D-AGMX	8D-XHD		8D-MHD		
	1992-84	3-70A		8D	975	8D-AGMX	8D-XHD		8D-MHD		
	1990-86	3-80		8D	975	8D-AGMX	8D-XHD		8D-MHD		
	1991-88	3-90		8D	975	8D-AGMX	8D-XHD		8D-MHD		
	1993-91	3-90C		8D	975	8D-AGMX	8D-XHD		8D-MHD		
	Rexworks Inc. • Stabilizers										
	1992-85	HSPS		27F	600	SC27FDA			MTP-27F		
1977-76	PTDMS		29NF ⁴	280				29NF-VHD			
1977-76	PTS		4 ²	550		4-XHD					
1992-76	SPDMS		4D	775	4D-AGMX	4D-XHD					
Reference Referencia Référence	Rexworks Inc. • Steel Rollers										
	1977-76	Rex Roll 10, Rex Roll 12, Rex Roll 14, Rex Roll 8	Dsl	27F	360	SC27FDA			MTP-27F		
	1977-76	Rex Roll 5, Rex Roll 6		29NF	280				29NF-VHD		
	1993-82	SP400		27F	600	SC27FDA			MTP-27F		
	1993-76	SP600, SP700		27F	600	SC27FDA			MTP-27F		
	1993-82	SP600D, SP600PD		4D	775	4D-AGMX	4D-XHD				
Rexworks Inc. • Towed Vibrating Rollers											
1993-76	SP848		4D	775	4D-AGMX	4D-XHD					
1993-84	SP848D, SP848DH, SP848PD		4D	775	4D-AGMX	4D-XHD					

Year	Model	Engine/Options	Group Size	Rating (CCA/AH)	AGM	XHD/MHD	ECL	Alternate 1	Alternate 2
Rexworks Inc. • Vibrating Rollers									
1993-84	SP1000		4D	775	4D-AGMX	4D-XHD			
1993-78	SP1100		4D	775	4D-AGMX	4D-XHD			
1976	SP1300		4D	775	4D-AGMX	4D-XHD			
1980-76	SP900A		4D	775	4D-AGMX	4D-XHD			
1993-82	SP910		4D	775	4D-AGMX	4D-XHD			
ROSCO Mfg. • Vibrating Rollers									
1981-76	MTA Street Flusher, RES, RQE, RRE Road Oil Distributor		24	223	MTX-34 ¹	C24-XHD		MTP-24	MT-24
1995-92	Trupac	Rubber Tired	24	950	DI*				
1980-76	V18 Small Road Roller, V18 Stapak Deluxe		24	325	MTX-34 ¹	C24-XHD		MTP-24	MT-24
RPC Corp. • Vibrating Rollers									
1982-81	11000		8D	1115	8D-AGMX	8D-XHD		8D-MHD	
1982-76	1400		24	340	MTX-34 ¹	C24-XHD		MTP-24	MT-24
1982-76	1600, 1800		8D	1115	8D-AGMX	8D-XHD		8D-MHD	
1986-79	C1100, C500, C750	Dsl	8D	1095	8D-AGMX	8D-XHD		8D-MHD	
1986-79	C1100, C500, C750	Gas	24	340	MTX-34 ¹	C24-XHD		MTP-24	MT-24
1986-81	HD1080		8D	1095	8D-AGMX	8D-XHD		8D-MHD	
1986-85	HD1080ST, HD-RR		8D	1095	8D-AGMX	8D-XHD		8D-MHD	
1986-82	HD1280, HD1580, HD480, HD680, HD880		8D	1095	8D-AGMX	8D-XHD		8D-MHD	
Sakai • Rollers: Rubber-Tired									
1995-83	TS150, TS150H		4DLT ²	660				4DLT-VHD	
1995-89	TS200, TS600		27	450	MTX-34 ¹			MT-27	
1995-82	TS290		4DLT ²	660				4DLT-VHD	
1995-86	TS31		27	450	MTX-34 ¹			MT-27	
1983-76	TS7409		4DLT ²	660				4DLT-VHD	
Sakai • Rollers: Steel									
1995-76	R-1, R-2		4DLT ²	660				4DLT-VHD	
1995-86	R-2S, R-2S H.T.		27	450	MTX-34 ¹			MT-27	
Sakai • Rollers: Towed Vibrating									
1995-85	PV20		45	270	SC51DA ^{5,6}			MT-51 ^{5,6}	SP-45
1995-86	PV20T		22NF	325				SP-22NF	
Sakai • Vibrating Rollers									
1985-76	ER160		4D	850	4D-AGMX	4D-XHD			
1995-82	ER300		4D	850	4D-AGMX	4D-XHD			
1995-86	ERF300		4D	850	4D-AGMX	4D-XHD			
1995-85	FL300, SG25, TG25		27	450	MTX-34 ¹			MT-27	
1985-76	FL50, SV25		27	450	MTX-34 ¹			MT-27	
1983-78	SC90A, SV90		4DLT ²	660				4DLT-VHD	
1983-79	SC90TD, SV90T		4DLT ²	660				4DLT-VHD	
1995-82	SC91A, SC91TD, SV70, SV91, SV91T		4DLT ²	660				4DLT-VHD	
1995-76	SV10		24	355	MTX-34 ¹	C24-XHD		MTP-24	MT-24
1984-76	SV100		4DLT ²	660				4DLT-VHD	
1995-89	SV200 Series, SV500 Series		27	450	MTX-34 ¹			MT-27	
1984-76	SV55, TV55		4DLT	660				4DLT-VHD	
1995-77	SV8		24	355	MTX-34 ¹	C24-XHD		MTP-24	MT-24
1995-86	SW100		4DLT ²	660				4DLT-VHD	
2003	SW300		24	575	MTX-34 ¹	C24-XHD		MT-24	MTP-24
1995-80	SW40, SW70C, TW40, TW70C		27	450	MTX-34 ¹			MT-27	
1995-86	SW41, TW41		27	450	MTX-34 ¹			MT-27	
1995-79	SW70		4DLT ²	660				4DLT-VHD	
1995-93	SW750, TW750		27	450	MTX-34 ¹			MT-27	
1995-84	T2, TW100		4DLT ²	660				4DLT-VHD	
Schramm Inc. • Crawler-Mounted Drill Rigs									
1980-76	C42B	Rotadrill	5D ²	830				4-XHD	
1985-76	C42HB	Rotadrill	5D ²	870				4-XHD	
1989-86	C560	Rotadrill	5D ⁴	810				4-XHD	
1981-76	C64HC	Rotadrill	5D ⁴	830				4-XHD	
1982-76	C66C	Rotadrill	5D ⁴	870				4-XHD	
1988-85	C685, C685H	Rotadrill	8D	1400	8D-AGMX	8D-MHD			
1979-76	C985H	Rotadrill	5D ⁴	830				4-XHD	
1993-89	SC25M		8D	1400	8D-AGMX	8D-MHD			
1997-94	SC30M, SCH30M	Rotadrill	8D	1400	8D-AGMX	8D-MHD			
1989-88	SC40M	Rotadrill	8D	1400	8D-AGMX	8D-MHD			
1997-85	SC45M		8D	1400	8D-AGMX	8D-MHD			
1993-88	SCH25M	Rotadrill	8D	1400	8D-AGMX	8D-MHD			
2000-98	SCH30GC		8D ²	1400	8D-AGMX	8D-MHD			
1997-85	SCH45M	Rotadrill	8D	1400	8D-AGMX	8D-MHD			
Schramm Inc. • Portable Air Comp. – Pneumapower									
1984-76	100, 160, 40		3ET	460				3ET-VHD	
1983-80	185		31T	630	31-AGM7	31-MHD	31-ECL	31-LHD	31-VHD

For footnotes, see inside back cover. Notas al Pie de Página 468. Référence de Bas de Page 508.

DI* Distributor item, contact your Interstate Distributor. Artículo del Distribuidor DI*, comuníquese con su Distribuidor de Interstate. Article de distributeur DI*, communiquez avec votre distributeur Interstate.

Automotive & Light Truck
Automotrices y Camiones Livianos
Automobile et Camionnette

Heavy-Duty Truck
Camiones Para Servicio Pesado
Poids Lourds

Agriculture
Agrícola
Agriculture

Industrial
Industrial
Industriel

Lawn & Garden
Césped y Jardín
Jardin et Pelouse

Powersports
Vehículos Deportivos
Sports Motorisés

Reference
Referencia
Référence

	Year	Model	Engine/Options	Group Size	Rating (CCA/AH)	AGM	XHD/MHD	ECL	Alternate 1	Alternate 2	
Automotive & Light Truck Automotrices y Camiones Livianos Automobile et Camionnette	Schramm Inc. • Portable Air Comp. – Powair										
	1990-89	1000/350		5D ⁴	810				4-XHD		
	1995-89	1000/350	High Pressure	8D	1400	8D-AGMX	8D-MHD				
	1997-89	1000/350		8D	1400	8D-AGMX	8D-MHD				
	2000-98	1000/350		8D ²	1400	8D-AGMX	8D-MHD				
	1976	200		5D ²	830				4-XHD		
	1980-76	240/350		5D ²	830				4-XHD		
	1978-76	250		5D ²	830				4-XHD		
	1985-76	250		30H ²	510				29H-VHD		
	1989-76	425/350		5D ⁴	810				4-XHD		
Heavy-Duty Truck Camiones Para Servicio Pesado Poids Lourd	1979-76	600		5D ⁴	810				4-XHD		
	1986-80	850/350		5D ⁴	870				4-XHD		
	1988-80	850/350	High Pressure	5D ⁴	810				4-XHD		
	1988-87	850/350		5D ⁴	810				4-XHD		
	1981-76	S-160	Pneumatractor	3ET	355				3ET-VHD		
	1976	S-200	Pneumatractor	5D ²	830				4-XHD		
	1981-76	S-250	Pneumatractor	5D ⁴	830				4-XHD		
	Schramm Inc. • Tractor Air Compressors										
	1976	HT-160	Pneumatractor	3ET	355				3ET-VHD		
	1988-76	HT-300B	Pneumatractor	5D ⁴	810				4-XHD		
1995-88	HT-300C	Pneumatractor	4 ⁴	1175	DI*						
Agriculture Agrícola Agriculture	Schramm Inc. • Trailer-Mounted Drill Rigs										
	1997-82	TM140	Rotadrill	8D	1400	8D-AGMX	8D-MHD				
	1999-98	TM160		8D ²	1400	8D-AGMX	8D-MHD				
	2000-99	TM200		8D ²	1400	8D-AGMX	8D-MHD				
	1989-82	TM90	Rotadrill	8D	1400	8D-AGMX	8D-MHD				
Industrial Industrial Industriel	Schramm Inc. • Truck-Mounted Drill Rigs										
	2004-02	T10XD, T450M 111	Rotadrill	8D	1400	8D-AGMX	8D-MHD				
	2007-02	T300M, T450 BH, T450M 11A, T555, T555C	Rotadrill	8D	1400	8D-AGMX	8D-MHD				
	2007-06	T445i	Rotadrill	8D	1400	8D-AGMX	8D-MHD				
	1989-84	T450		5D ⁴	810				4-XHD		
	1992-87	T450H		5D ⁴	810				4-XHD		
	1993-88	T450M		5D ⁴	810				4-XHD		
	1997-92	T450W	Rotadrill	8D	1400	8D-AGMX	8D-MHD				
	1999-97	T450WS	Rotadrill	8D ²	1400	8D-AGMX	8D-MHD				
	2007-02	T450WS, T685WS, T130XD, T145EX, TM		8D	1400	8D-AGMX	8D-MHD				
	1981-76	T64HB, T66B		5D ⁴	830				4-XHD		
	1987-83	T660		5D ⁴	810				4-XHD		
	1991-87	T660H		5D ⁴	810				4-XHD		
	1996-91	T660W		8D ²	1400	8D-AGMX	8D-MHD				
	1997-91	T660W, T685W	Rotadrill	5D	1400	DI*					
	1999-96	T660WS		8D ²	1400	8D-AGMX	8D-MHD				
	1983-80	T66H		5D ⁴	870				4-XHD		
	1989-80	T685	Rotadrill	5D	1400	DI*					
	1991-82	T685DHH	Rotadrill	5D	1400	DI*					
	1991-79	T685H	Rotadrill	5D	1400	DI*					
1999-97	T685WS	Rotadrill	8D	1400	8D-AGMX	8D-MHD					
2007-02	T685WS	Track Mounted	8D	1400	8D-AGMX	8D-MHD					
2007-06	T90XD		8D	1400	8D-AGMX	8D-MHD					
1980-76	T985HA		5D ⁴	830				4-XHD			
Lawn & Garden Césped y Jardín Jardin et Pelouse	SICARD (SMI-Snoblust, Inc.) • Industrial Equipment										
	1981-76	1500, 2100, 3100, BM, SW-314		3EE	310				3EE-VHD		
	1981-76	2200	DD4-53	8D	900	8D-AGMX	8D-XHD		8D-MHD		
	2000-76	2200	Cummins	8D	900	8D-AGMX	8D-XHD		8D-MHD		
	1981-76	3200	DD6V-71	4D	800	4D-AGMX	4D-XHD				
	1981-76	3200	Cummins	8D	900	8D-AGMX	8D-XHD		8D-MHD		
	1981-76	5000, 7000		4D	800	4D-AGMX	4D-XHD				
	1981-76	BK	IHC	3ET	425				3ET-VHD		
	1981-76	BK	Allis Chalmers	8D	900	8D-AGMX	8D-XHD		8D-MHD		
	1981-76	BL	Waukesha	30H	570				29H-VHD		
	1981-76	BL	A-C, CAT	8D ²	900	8D-AGMX	8D-XHD		8D-MHD		
	1984-76	SW-314D		8D	900	8D-AGMX	8D-XHD		8D-MHD		
Reference Referencia Référence	SICARD (SMI-Snoblust, Inc.) • Snow Blowers										
	2004-02	2200	Loader mounted. Some models may use 4D.	8D ⁵⁶	900	8D-AGMX	8D-XHD		8D-MHD		
	2004-02	3200		8D	900	8D-AGMX	8D-XHD		8D-MHD		
	2004-02	5000	Chassis mounted	4D	800	4D-AGMX	4D-XHD				
Powersports Vehículos Deportivos Sports Motorisés	Silent Hoist & Crane • Forklift Trucks										
	1991-76	FK, FKS	Dsl	8D	975	8D-AGMX	8D-XHD		8D-MHD		
	1991-76	FK, FKS, FS	Gas	27	485	MTX-34 ¹			MT-27		
	1979-76	FS	Cummins	4D	760	4D-AGMX	4D-XHD				
	1979-76	FS	DD6V-71	8D	975	8D-AGMX	8D-XHD		8D-MHD		

Year	Model	Engine/Options	Group Size	Rating (CCA/AH)	AGM	XHD/MHD	ECL	Alternate 1	Alternate 2
Silent Hoist & Crane • Mobile Cranes									
1991-76	AX, AXH, AY, AYH, AZH, CD, CDH, FAX, FAY, FAZ		27	485	MTX-34 ¹			MT-27	
1991-76	CAX, CAY, CAZ	Gas	27	485	MTX-34 ¹			MT-27	
1991-76	CAX, CAY, CAZ	Dsl	8D	975	8D-AGMX	8D-XHD		8D-MHD	
Skagit Products • Hoists									
1986-79	BU-18, G-70, RB-80, RB-90		4D	920	4D-AGMX	4D-XHD			
1986-79	MD-97, RB-150		8D	910	8D-AGMX	8D-XHD		8D-MHD	
Skagit Products • Winches									
1986-79	DTW-100		4D	920	4D-AGMX	4D-XHD			
1986-79	DTW-150		8D	910	8D-AGMX	8D-XHD		8D-MHD	
Skagit Products • Yarders									
1986-79	BU-199, BU-90G		8D	910	8D-AGMX	8D-XHD		8D-MHD	
1986-79	BU-737, BU-739, SY-717, SY767		8D	980	8D-AGMX	8D-XHD		8D-MHD	
Smith Air Centers • Portable Air Compressors									
1986-76	100		27	505	MTX-34 ¹			MT-27	
1995-86	100, 160		24	500	MTX-34 ¹	C24-XHD		MTP-24	MT-24
1995-86	110D, 175D		31T	900	31-AGMX	31-MHD		31-XHD	
1995-89	125DP, 175DP, 200DP		31T	900	31-AGMX	31-MHD		31-XHD	
1986-76	150	Dsl	27	505	MTX-34 ¹			MT-27	
1978-76	150, 90	Gas	27	430	MTX-34 ¹			MT-27	
1988-81	200		24	500	MTX-34 ¹	C24-XHD		MTP-24	MT-24
1995-88	200		31T	900	31-AGMX	31-MHD		31-XHD	
1979-76	45		27	430	MTX-34 ¹			MT-27	
1986-79	70		27	505	MTX-34 ¹			MT-27	
Snorkel • Aerial Work Platforms									
2004-02	37 Telescoping Boom		27	675	MTX-34 ¹			MT-27	
Snorkel • All									
2007-06	All		27	675	MTX-34 ¹			MT-27	
Snorkel • Lifts									
2000-98	38, ATB33		27	600	MTX-34 ¹			MT-27	
1998-86	46N, ATB46E		27	600	MTX-34 ¹			MT-27	
1995-90	5000		N/A	N/A	DI*				
1995-89	5000 D, 5000 G		22F	330				SP-22F	
1998-97	ATB42, ATB50		27	600	MTX-34 ¹			MT-27	
1998-89	ATB60		27	600	MTX-34 ¹			MT-27	
1998-96	PRO 100		27	600	MTX-34 ¹			MT-27	
1998-94	PRO 126		27	600	MTX-34 ¹			MT-27	
1998-93	PRO 66		27	600	MTX-34 ¹			MT-27	
1999-98	SL 19		GC2	220		GC2-ECL			
2000-92	SL 20		GC2	220		GC2-ECL			
2000-94	SL 25		GC2	220		GC2-ECL			
1999-93	SL, SL15		GC2	220		GC2-ECL			
1987-82	SLA27, SLA35, TB30N		27	600	MTX-34 ¹			MT-27	
1998-96	SLH		27	575	MTX-34 ¹			MT-27	
1998-92	TB120		27	600	MTX-34 ¹			MT-27	
1998-86	TB37, TB37D, UNO 33, UNO 41		27	575	MTX-34 ¹			MT-27	
1986-82	TB40/42		27	600	MTX-34 ¹			MT-27	
1987-84	TB40N, TB40ND, TB80		27	600	MTX-34 ¹			MT-27	
1979-76	TB42/50, TB42/50D		27	600	MTX-34 ¹			MT-27	
1987-80	TB50N, TB60, TB60D		27	600	MTX-34 ¹			MT-27	
1987-83	TB80D		27	600	MTX-34 ¹			MT-27	
Spectrum • Electric Power Plants									
1999-97	125DS	Dsl	26 ²	700	DI*				
1999-97	135-180GS	Gas, 50 Mz	31T ²	1000	31-AGMX	31-XHD			
1999-97	135-180GS	Gas, 60 Mz	24 ²	900	DI*				
1999-97	150, 150-180DS, 180DS, 200DS, 230-600DS	Dsl	31T ²	1000	31-AGMX	31-XHD			
1999-97	20-100GS	Gas	24	900	DI*				
1999-97	20DS	Dsl	26	700	DI*				
1999-97	230-600DS	Dsl	31T ⁴	700	31-AGM7	31-MHD	31-ECL	31-LHD	31-XHD
1999-97	30-1000DS, 30-100DSE	Dsl	24	900	DI*				
1999-97	750-2000DS	Dsl	31T ⁴	1000	31-AGMX	31-XHD			
Steiger • Industrial Tractors									
1986-82	CA280, CA325, CA360		31T	475	31-AGM7	31-MHD	31-ECL	31-VHD	31-LHD
Steiger • Wheel Farm Tractors									
1987-86	Bearcat	1000 P/S	31T ³	625	31-AGM7	31-MHD	31-ECL	31-LHD	31-VHD
1983-76	Bearcat II, Bearcat III, Cougar III, Panther III		8D ²	815	8D-AGMX	8D-XHD		8D-MHD	
1983-82	Bearcat III		31T ⁴	475	31-AGM7	31-MHD	31-ECL	31-VHD	31-LHD
1986-83	CM-225, CM-250, CM-280, CM-325, CM-360, KM-280, KM-325, KM-360		31T ³	625	31-AGM7	31-MHD	31-ECL	31-LHD	31-VHD
1987-86	Cougar 1000		31T ³	625	31-AGM7	31-MHD	31-ECL	31-LHD	31-VHD
1976	Cougar II, Panther II, Turbo Tiger II		8D ²	815	8D-AGMX	8D-XHD		8D-MHD	

For footnotes, see inside back cover. Notas al Pie de Página 468. Référence de Bas de Page 508.

DI* Distributor item, contact your Interstate Distributor. Artículo del Distribuidor DI*, comuníquese con su Distribuidor de Interstate. Article de distributeur DI*, communiquez avec votre distributeur Interstate.

Automotive & Light Truck
Automotrices y Camiones Livianos
Automobile et Camionnette

Heavy-Duty Truck
Camiones Para Servicio Pesado
Poids Lourds

Agriculture
Agrícola
Agriculture

Industrial
Industrial
Industrial

Lawn & Garden
Césped y Jardín
Jardin et Pelouse

Powersports
Vehículos Deportivos
Sports Motorisés

Reference
Referencia
Référence

	Year	Model	Engine/Options	Group Size	Rating (CCA/AH)	AGM	XHD/MHD	ECL	Alternate 1	Alternate 2			
Automotive & Light Truck Automotrices y Camiones Livianos Automobile et Camionnette	Steiger • Wheel Farm Tractors (continued)												
	1983-79	Cougar III, PTA-325 Panther		31T ⁴	475	31-AGM7	31-MHD	31-ECL	31-VHD	31-LHD			
	1986-85	Cougar, CR-1225, CR-1280, KR-1225, KR-1280 Cougar, KR-1285		31T ³	625	31-AGM7	31-MHD	31-ECL	31-LHD	31-VHD			
	1987-82	CP-1325, CP-1360, CP-1400, KP-1325, KP-1360, KP-1400 Panther		31T ⁴	625	31-AGM7	31-MHD	31-ECL	31-LHD	31-VHD			
	1986-83	CS-280, KS-280		31T ⁴	475	31-AGM7	31-MHD	31-ECL	31-VHD	31-LHD			
	1986-82	CU280, CU325, CU360		31T	475	31-AGM7	31-MHD	31-ECL	31-VHD	31-LHD			
	1987-83	KP-525		31T ³	625	31-AGM7	31-MHD	31-ECL	31-LHD	31-VHD			
	1987-86	Lion 1000 P/S, Panther 1000 P/S		31T ⁴	625	31-AGM7	31-MHD	31-ECL	31-LHD	31-VHD			
	1983-79	Panther III		31T ⁴	625	31-AGM7	31-MHD	31-ECL	31-LHD	31-VHD			
	1982-77	PT-225 Bobcat, PT-270 Cougar, PT-350 Panther		31T ⁴	475	31-AGM7	31-MHD	31-ECL	31-VHD	31-LHD			
	1982-80	PTA-270 Cougar		31T ⁴	475	31-AGM7	31-MHD	31-ECL	31-VHD	31-LHD			
	1983-81	PTA-280 Cougar		31T ⁴	475	31-AGM7	31-MHD	31-ECL	31-VHD	31-LHD			
	1982-78	PTA-297 Panther		31T ⁴	475	31-AGM7	31-MHD	31-ECL	31-VHD	31-LHD			
	1983-80	PTA-310 Panther		31T ⁴	475	31-AGM7	31-MHD	31-ECL	31-VHD	31-LHD			
	1987-86	Puma 1000 P/S		31T ²	625	31-AGM7	31-MHD	31-ECL	31-LHD	31-VHD			
1983-77	ST-450, ST-470 Tiger		31T ⁴	625	31-AGM7	31-MHD	31-ECL	31-LHD	31-VHD				
1981-76	Super Wildcat II, Wildcat II		8D	815	8D-AGMX	8D-XHD		8D-MHD					
1987	Wildcat 1000 P/S		31T ²	625	31-AGM7	31-MHD	31-ECL	31-LHD	31-VHD				
Heavy-Duty Truck Camiones Para Servicio Pesado Poids Lourds	Sullair Corp. • Air Compressors												
	1993-90	100, 125		24F	815	MTX-24F			MTP-24F ⁴⁸				
	1993-82	1050	Dsl	8D	975	8D-AGMX	8D-XHD		8D-MHD				
	2007-04	1050	Dsl	8D	975	8D-AGMX	8D-XHD		8D-MHD				
	2007-04	1150XH, 1300H, 1900, 600H, 750, 750H, 750HH, 900H, 900HDL, 900XH, 900XHDL, 900XHH, XHDL, XHHDL		8D	1400	8D-AGMX	8D-MHD						
	1990-76	1250, 1600	Dsl	8D	975	8D-AGMX	8D-XHD		8D-MHD				
	2007-06	1300XHDL, 1450HH, 300HH, 375, 375H, 425		8D	1400	8D-AGMX	8D-MHD						
	1982-76	160	Dsl	4D	775	4D-AGMX	4D-XHD						
	1986-85	160	Dsl	31T	650	31-AGM7	31-MHD	31-ECL	31-LHD	31-VHD			
	1990-86	175	Dsl	31T	650	31-AGM7	31-MHD	31-ECL	31-LHD	31-VHD			
	1990-83	185	Gas, Dsl	31T	650	31-AGM7	31-MHD	31-ECL	31-LHD	31-VHD			
	1985-79	250	Dsl	4D	775	4D-AGMX	4D-XHD						
	1990-85	250	Dsl	31T	650	31-AGM7	31-MHD	31-ECL	31-LHD	31-VHD			
	1983-78	300	Dsl	4D	775	4D-AGMX	4D-XHD						
	1985-83	3200	Dsl	8D	975	8D-AGMX	8D-XHD		8D-MHD				
1981-79	330	Dsl	4D	775	4D-AGMX	4D-XHD							
1981-79	350	Dsl	8D	975	8D-AGMX	8D-XHD		8D-MHD					
1985-76	375, 750	Dsl	8D	975	8D-AGMX	8D-XHD		8D-MHD					
1990-85	375, 750, H300, H600	Dsl	4D	775	4D-AGMX	4D-XHD							
1990-81	600	Dsl	4D	775	4D-AGMX	4D-XHD							
1993-90	600, 750, 900	Dsl	4D	960	4D-AGMX	4D-XHD							
1979-78	70	Gas	22F	300				SP-22F					
1991-90	80	Gas	24F	815	MTX-24F			MTP-24F ⁴⁸					
1981-80	800	Dsl	4D	775	4D-AGMX	4D-XHD							
1985-82	800	Dsl	8D	975	8D-AGMX	8D-XHD		8D-MHD					
1980-77	805	Dsl	4D	775	4D-AGMX	4D-XHD							
1997-90	825	Dsl	8D	975	8D-AGMX	8D-XHD		8D-MHD					
1990-88	825, 900	Dsl	4D	775	4D-AGMX	4D-XHD							
1982-76	900	Dsl	8D	975	8D-AGMX	8D-XHD		8D-MHD					
1989-85	H1050	Dsl 150psi	8D	975	8D-AGMX	8D-XHD		8D-MHD					
1990-85	H12550	Dsl 150psi	8D	975	8D-AGMX	8D-XHD		8D-MHD					
1990-85	H1300	Dsl	8D	975	8D-AGMX	8D-XHD		8D-MHD					
1990-84	H185	Dsl	31T	650	31-AGM7	31-MHD	31-ECL	31-LHD	31-VHD				
1987-80	H275, H300	Dsl	8D	975	8D-AGMX	8D-XHD		8D-MHD					
1989-83	H425	Dsl	4D	775	4D-AGMX	4D-XHD							
1990-88	H750	Dsl 150psi	4D	775	4D-AGMX	4D-XHD							
1990-89	H750	Dsl 300psi	8D	975	8D-AGMX	8D-XHD		8D-MHD					
1990-80	H750, H900	Dsl 350psi	8D	975	8D-AGMX	8D-XHD		8D-MHD					
1990-88	H900	Dsl 150psi	8D	975	8D-AGMX	8D-XHD		8D-MHD					
Lawn & Garden Césped y Jardín Jardin et Pelouse	Sullair Corp. • Generator Sets												
	1985-81	100KW, 125W, 150KW, 70KW		8D	975	8D-AGMX	8D-XHD		8D-MHD				
	1985-82	10KW, 15KW, 20KW		3ET	475				3ET-VHD				
	1985-83	25KW, 30KW, 35KW, 55KW		4D	775	4D-AGMX	4D-XHD						
	1985-82	45KW, 50KW		4D	775	4D-AGMX	4D-XHD						
	1985-82	45KW, 85KW		8D	975	8D-AGMX	8D-XHD		8D-MHD				
	1985-80	50KW, 75KW		8D	975	8D-AGMX	8D-XHD		8D-MHD				
	Industrial Industrial Industriel	Superior Equip. • Buckeye Ditchers											
		1980-76	300G, 318, 403	DD3-53, A-C D2900	8D	935	8D-AGMX	8D-XHD		8D-MHD			
		1989-76	300G, 403	CAT 3208	8D	1115	8D-AGMX	8D-XHD		8D-MHD			
		1989-76	300G, 403	DD4-53	8D	1115	8D-AGMX	8D-XHD		8D-MHD			
		Powersports Vehículos Deportivos Sports Motorisés	Reference Référence Référence										
			1985-81	100KW, 125W, 150KW, 70KW		8D	975	8D-AGMX	8D-XHD		8D-MHD		
			1985-82	10KW, 15KW, 20KW		3ET	475				3ET-VHD		
			1985-83	25KW, 30KW, 35KW, 55KW		4D	775	4D-AGMX	4D-XHD				
1985-82			45KW, 50KW		4D	775	4D-AGMX	4D-XHD					
1985-82			45KW, 85KW		8D	975	8D-AGMX	8D-XHD		8D-MHD			
1985-80			50KW, 75KW		8D	975	8D-AGMX	8D-XHD		8D-MHD			
Agriculture Agrícola Agriculture			Reference Référence Référence										
			1985-81	100KW, 125W, 150KW, 70KW		8D	975	8D-AGMX	8D-XHD		8D-MHD		
			1985-82	10KW, 15KW, 20KW		3ET	475				3ET-VHD		
			1985-83	25KW, 30KW, 35KW, 55KW		4D	775	4D-AGMX	4D-XHD				
	1985-82		45KW, 50KW		4D	775	4D-AGMX	4D-XHD					
	1985-82		45KW, 85KW		8D	975	8D-AGMX	8D-XHD		8D-MHD			
	1985-80		50KW, 75KW		8D	975	8D-AGMX	8D-XHD		8D-MHD			
	Reference Référence Référence		Reference Référence Référence										
		1985-81	100KW, 125W, 150KW, 70KW		8D	975	8D-AGMX	8D-XHD		8D-MHD			
		1985-82	10KW, 15KW, 20KW		3ET	475				3ET-VHD			
		1985-83	25KW, 30KW, 35KW, 55KW		4D	775	4D-AGMX	4D-XHD					
		1985-82	45KW, 50KW		4D	775	4D-AGMX	4D-XHD					
		1985-82	45KW, 85KW		8D	975	8D-AGMX	8D-XHD		8D-MHD			
		1985-80	50KW, 75KW		8D	975	8D-AGMX	8D-XHD		8D-MHD			

Year	Model	Engine/Options	Group Size	Rating (CCA/AH)	AGM	XHD/MHD	ECL	Alternate 1	Alternate 2
Superior Equip. • Buckeye Ditchers (continued)									
1991-90	300G, 403, Super H+		8D	1115	8D-AGMX	8D-XHD		8D-MHD	
1991-76	310	Super 7	8D	1150	8D-AGMX	8D-MHD		8D-XHD	
1991-79	Super H Hydrostatic		8D	1115	8D-AGMX	8D-XHD		8D-MHD	
T & J Industries • Mobile Hydraulic Cranes									
1984-76	MHC 85		8D	1000	8D-AGMX	8D-XHD		8D-MHD	
T & J Industries • Rail Car Movers & Spotters									
1985-76	SWX20		4D	850	4D-AGMX	4D-XHD			
1985-81	SWX30, SWX40		4D	850	4D-AGMX	4D-XHD			
1984	SWX80		31T	500	31-AGM7	31-MHD	31-ECL	31-VHD	31-LHD
T & J Industries • Rear Dump Haulers									
1985-76	22R, 235R, 240C, 245R, 250C, 25R		8D	1000	8D-AGMX	8D-XHD		8D-MHD	
1985	258C, 258R		8D	1000	8D-AGMX	8D-XHD		8D-MHD	
1985-78	265C		8D	1000	8D-AGMX	8D-XHD		8D-MHD	
T & J Industries • Shuttle Spotters									
1985-83	SS300		31T	500	31-AGM7	31-MHD	31-ECL	31-VHD	31-LHD
1985-83	SS300		4D	850	4D-AGMX	4D-XHD			
1985-84	SS500		8D	1000	8D-AGMX	8D-XHD		8D-MHD	
Tampo Mfg. • Pneumatic Road Rollers									
1990-76	RH-16A, RP-16D, RS-16D		4D	800	4D-AGMX	4D-XHD			
1982-81	RS-03		22F	315				SP-22F	
1986-76	SP-1070M	Dsl	4D	800	4D-AGMX	4D-XHD			
1988-76	SP-312, SP-312HD		4D	800	4D-AGMX	4D-XHD			
1987-76	SP-518	Dsl	4D	800	4D-AGMX	4D-XHD			
1983-76	SP-950		4D	800	4D-AGMX	4D-XHD			
Tampo Mfg. • Self-Propelled, Vibratory									
1981-79	RH-199, RH-9		8D	1000	8D-AGMX	8D-XHD		8D-MHD	
1986-76	RH-28D, RP-28D, RS-28C, RS-28D		4D	650	4D-AGMX	4D-XHD			
1979-76	RH-48, RP-48, RS-410		8D	860	8D-AGMX	8D-XHD		8D-MHD	
1978-76	RP-38, RS-310		8D	860	8D-AGMX	8D-XHD		8D-MHD	
1990-83	RP-58, RP-58D, RS-16A, RS-58, RS-58D		4D	800	4D-AGMX	4D-XHD			
1983-76	RS-144A		24	450	MTX-34 ¹	C24-XHD		MTP-24	MT-24
1990-84	RS-156A		4D	800	4D-AGMX	4D-XHD			
1990-76	RS-166A		4D	800	4D-AGMX	4D-XHD			
1990-76	RS-16D	Dsl	4D	800	4D-AGMX	4D-XHD			
1986-76	RS-188A		8D	1000	8D-AGMX	8D-XHD		8D-MHD	
1983-76	RS-210		4D	800	4D-AGMX	4D-XHD			
1977-76	RS-28		4D	660	4D-AGMX	4D-XHD			
1978-76	RS-288A		4D	660	4D-AGMX	4D-XHD			
Tennant Co. • Concrete Groovers									
1983-76	All		1	450				1-VHD	
Tennant Co. • Scarifiers									
1977-76	2R		24	280	MTX-34 ¹	C24-XHD		MTP-24	MT-24
1983-76	K-4		U1	220			SP-40	SP-35	SP-30
1983-76	L-2		24	280	MTX-34 ¹	C24-XHD		MTP-24	MT-24
Tennant Co. • Scrubbers									
1983-78	432	Heavy Duty	GC2 ⁶	106		GC2-ECL ⁶			
1983-78	432	Std	GC2 ⁶	88		GC2-ECL ⁶			
1983-76	520		24	280	MTX-34 ¹	C24-XHD		MTP-24	MT-24
1983-81	527		24	280	MTX-34 ¹	C24-XHD		MTP-24	MT-24
Tennant Co. • Sweepers									
1983-79	210		24	220	MTX-34 ¹	C24-XHD		MTP-24	MT-24
1981-76	220, 525, 530		24	280	MTX-34 ¹	C24-XHD		MTP-24	MT-24
1983-76	240, 265		24	220	MTX-34 ¹	C24-XHD		MTP-24	MT-24
1983-81	250		24	220	MTX-34 ¹	C24-XHD		MTP-24	MT-24
1977-76	260, T53		24	280	MTX-34 ¹	C24-XHD		MTP-24	MT-24
1983-76	280, 92		24	280	MTX-34 ¹	C24-XHD		MTP-24	MT-24
1983	42		U1	220			SP-40	SP-35	SP-30
1983-77	520, 550		24	280	MTX-34 ¹	C24-XHD		MTP-24	MT-24
1983-81	527, 717, Trailblazer		24	280	MTX-34 ¹	C24-XHD		MTP-24	MT-24
Terex Corp. • Crawlers									
1983-76	82-20		30H ⁴	490				29H-VHD	
1983-76	82-30B, 82-50		8D	935	8D-AGMX	8D-XHD		8D-MHD	
1998-84	D800		8D ²	935	8D-AGMX	8D-XHD		8D-MHD	
Terex Corp. • Haulers									
1998-84	3305B, Articulated, TR34, TR40, TR45, TR60		4D ²	760	4D-AGMX	4D-XHD			
1998-84	3307, 3309, 3311C, 3311D	Air Start	30H ²	490				29H-VHD	
1998-84	33100, 33100B		8D ⁴	935	8D-AGMX	8D-XHD		8D-MHD	
1998-84	3310E, 3311D, 3311E		8D ²	935	8D-AGMX	8D-XHD		8D-MHD	
1983-76	Air Start		30H ²	490				29H-VHD	
1983-76	Electric Start		8D	935	8D-AGMX	8D-XHD		8D-MHD	

Automotive & Light Truck
Automotrices y Camiones Livianos
Automobile et Camionnette

Heavy-Duty Truck
Camiones Para Servicio Pesado
Poids Lourd

Agriculture
Agrícola
Agriculture

Industrial
Industrial
Industrial

Lawn & Garden
Césped y Jardín
Jardin et Pelouse

Powersports
Vehículos Deportivos
Sports Motorises

Reference
Referencia
Référence

For footnotes, see inside back cover. Notas al Pie de Página 468. Référence de Bas de Page 508.
Di* Distributor item, contact your Interstate Distributor. Artículo del Distribuidor Di*, comuníquese con su Distribuidor de Interstate. Article de distributeur Di*, communiquez avec votre distributeur Interstate.

	Year	Model	Engine/Options	Group Size	Rating (CCA/AH)	AGM	XHD/MHD	ECL	Alternate 1	Alternate 2	
Automotive & Light Truck Automotrices y Camiones Livianos Automobile et Camionnette	Terex Corp. • Loaders										
	1998-84	7220, 90C		8D ²	935	8D-AGMX	8D-XHD		8D-MHD		
	1983-79	72-21B		30H ³	490				29H-VHD		
	1983-77	72-31B		4D	760	4D-AGMX	4D-XHD				
	1983-76	All (Ex 72-21B/72-31B)		8D ⁴	935	8D-AGMX	8D-XHD		8D-MHD		
	1998-84	TR-100		8D ⁴	935	8D-AGMX	8D-XHD		8D-MHD		
	1998-84	TS-14C, TS-14D, TS-14DII, TS-14F		4D ²	760	4D-AGMX	4D-XHD				
Heavy-Duty Truck Camiones Para Servicio Pesado Poids Lourd	Terex Corp. • Scraper										
	1977-76	S-11E		4D	760	4D-AGMX	4D-XHD				
	1983-76	S-24, TS-24		8D	935	8D-AGMX	8D-XHD		8D-MHD		
	1998-84	S-24B, S-24C, TS-24B, TS-24C, TS-24D		8D ²	935	8D-AGMX	8D-XHD		8D-MHD		
	1983-76	TS-14B		4D	760	4D-AGMX	4D-XHD				
	1978-76	TS-32		8D	935	8D-AGMX	8D-XHD		8D-MHD		
	1981-78	TS-32B		8D	935	8D-AGMX	8D-XHD		8D-MHD		
Agriculture Agrícola Agriculture	The Charles Machine Works • Ditch Witch Trenchers										
	1988-81	1410		U1	200			SP-40	SP-35	SP-30	
	1990-81	1420		U1	200			SP-40	SP-35	SP-30	
	1986-79	1810		U1	200			SP-40	SP-35	SP-30	
	1994-92	1820		22F	335				SP-22F		
	1994-88	2020		22F	250				SP-22F		
	1989-77	2200		22F	250				SP-22F		
	1990-78	2300		22F	250				SP-22F		
	1993-86	2310		22F	250				SP-22F		
	1991-80	3210		22F	250				SP-22F		
	1991-80	3210DD, 4010		31T	520	31-AGM7	31-MHD	31-ECL	31-VHD	31-LHD	
	1993-89	3500, 3610		26	675	DI*					
	1993-89	3500, 3610		70	675	MTZ-75DT			MTP-75	MTP-75DT	
	1993-91	4500, Powerpack 50		26R	675	DI*					
	1990-81	5010		31T	520	31-AGM7	31-MHD	31-ECL	31-VHD	31-LHD	
	1993-91	5020, 6520, 7020		34	685	MTX-34			MTP-34	MT-34	
	1999-94	5110		26R	675	DI*					
	1993-79	6510		24	315	MTX-34 ¹	C24-XHD		MTP-24	MT-24	
	1993-86	7510		30H	520				29H-VHD		
	1993	8020		34H	800	MTZ-34			MTP-34		
	1993-76	C Series		U1	200			SP-40	SP-35	SP-30	
	1993	FP85		34	800	MTZ-34			MTP-34	MT-34	
	1993-88	HT-100		31T	925	31-AGMX	31-MHD		31-XHD		
	1977-76	J-20		22F	250				SP-22F		
	1981-76	M Series		22F	250				SP-22F		
	1993-76	Powerpack	C Series	U1	200			SP-40	SP-35	SP-30	
	1993-92	Powerpack 16		U1	200			SP-40	SP-35	SP-30	
1994	PP70 Turbo		31H	700	31-AGM7	31-MHD	31-ECL	31-LHD			
1993-76	R-100		5D ²	900				4-XHD			
1977-76	R-200		8D	900	8D-AGMX	8D-XHD		8D-MHD			
1980-76	R-30, V-30		22F	250				SP-22F			
1980-76	R-30D		24	315	MTX-34 ¹	C24-XHD		MTP-24	MT-24		
1981-76	R-40		24	315	MTX-34 ¹	C24-XHD		MTP-24	MT-24		
1981-76	R-40		24	470	MTX-34 ¹	C24-XHD		MTP-24	MT-24		
1979-76	R-65		24	315	MTX-34 ¹	C24-XHD		MTP-24	MT-24		
1979-76	R-65		24	470	MTX-34 ¹	C24-XHD		MTP-24	MT-24		
2009-05	RT36, RT40		26	525				MT-26			
2009-05	RT40	Opt	34	800	MTZ-34			MTP-34			
2014-05	RT55		78	800	MTZ-78			MTP-78			
2009-05	RT75		34	800	MTZ-34			MTP-34			
2014-05	RT95		34	800	MTZ-34			MTP-34			
Powersports Vehículos Deportivos Sports Motorisés	The Charles Machine Works • Loaders										
	1989-84	1025SK		31T	520	31-AGM7	31-MHD	31-ECL	31-VHD	31-LHD	
	1989-84	1025SK		31T	925	31-AGMX	31-MHD		31-XHD		
	The Charles Machine Works • Self-Propelled Vibratory Plows										
	1993-84	255SX		U1	160			SP-40	SP-35	SP-30	SP-18
	1993-82	350SX		24	315	MTX-34 ¹	C24-XHD		MTP-24	MT-24	
	1993-82	350SX		31T	520	31-AGM7	31-MHD	31-ECL	31-VHD	31-LHD	
1999-93	400SX, 410SX		26R	675	DI*						
1990-83	V-252		U1	160		SP-40	SP-35	SP-30	SP-18		
1980-76	VP-12		U1	200			SP-40	SP-35	SP-30		
Reference Referencia Référence	Thomas Equipment • Screeners										
	2007-02	300, 400, 900		34	730	MTX-34			MTP-34		
	Thomas Equipment • Skid-Steer Loaders										
2007-06	105, 1300, 137, 1460, 153, 175, 1960, 205, 250, 255, 25G, 25GT, 35DT, 85, Pro 1300		34	730	MTX-34			MTP-34			
2004-02	105, 137, 153, 1700, 175, 205, 25G, 25GT, 35DT, 85, Pro 1300		34	730	MTX-34			MTP-34			

Year	Model	Engine/Options	Group Size	Rating (CCA/AH)	AGM	XHD/MHD	ECL	Alternate 1	Alternate 2
Thomas Equipment • Skid-Steer Loaders (continued)									
1983-77	1210, 1220, T171, T172, T231, T232		24	450	MTX-34 ¹	C24-XHD		MTP-24	MT-24
1994-84	T103		24	590	MTX-34 ¹			MTP-24	MT-24
1983-80	T1230		24	450	MTX-34 ¹	C24-XHD		MTP-24	MT-24
1994-90	T132		24	590	MTX-34 ¹			MTP-24	MT-24
1994-82	T133		24	590	MTX-34 ¹			MTP-24	MT-24
1994	T1335, T835		27	600	MTX-34 ¹			MT-27	
1994-92	T173HL		30H	625				29H-VHD	
1994	T173HLS		34	730	MTX-34			MTP-34	
1994	T173HLS		78	730	MTX-78			MTP-78	MTZ-78
1991-81	T173K		30H	625				29H-VHD	
1990-78	T173P, T233P		30H	520				29H-VHD	
1991-89	T183HD		30H	625				29H-VHD	
1992	T203HD		30H	625				29H-VHD	
1994-86	T233HD		30H	625				29H-VHD	
1992-81	T233K		30H	625				29H-VHD	
1990-77	T81		24	450	MTX-34 ¹	C24-XHD		MTP-24	MT-24
1991-89	T82		24	590	MTX-34 ¹			MTP-24	MT-24
1994-80	T83		24	590	MTX-34 ¹			MTP-24	MT-24
TODCO Division • E Lift Gate Models w/Independent Trailer									
1987-76	LST, SL, ST, TT, TWL, WT		8D	900	8D-AGMX	8D-XHD		8D-MHD	
1987-80	VL		8D	900	8D-AGMX	8D-XHD		8D-MHD	
Toyota • Forklifts									
	42-5FG25		24F	450	MTX-24F			MTP-24F	MT-24F
	42-6FGU25		35	390	MTX-35			MTP-35	MT-35
Tree Farmer Equipment • Feller Bunchers									
1985-83	FB-67		30H ²	570				29H-VHD	
Tree Farmer Equipment • Skidders									
1986-76	C4D		30H ²	520				29H-VHD	
1986-76	C5D, C6D, C7D		30H ²	580				29H-VHD	
1986-85	C6E		30H ²	570				29H-VHD	
1986-80	C7T		30H ²	580				29H-VHD	
1986-80	C8C		30H ³	520				29H-VHD	
1986-82	CSD		30H ²	570				29H-VHD	
1986-82	CSD		30H ²	580				29H-VHD	
Trojan Industries • Feller Bunchers									
1980-79	1600		4 ²	590		4-XHD			
Trojan Industries • Wheel Loaders									
1981-76	1500C, 1900C		4 ²	590		4-XHD			
1982-76	1500D		4 ²	590		4-XHD			
1991-83	1500Z		30H ²	490				29H-VHD	
1979-76	1700C		4 ²	590		4-XHD			
1991-87	1700Z		30H ²	850	DI*				
1983-76	1900		4 ²	590		4-XHD			
1991-84	1900Z		4D	850	4D-AGMX	4D-XHD			
1981-76	2000C, 2000D		5D ⁴	820				4-XHD	
1991-85	2000Z, 3500Z		4D	850	4D-AGMX	4D-XHD			
1982-76	2500C, 3000C		7D ⁴	935				4-XHD	
1984-83	4000E		7D ⁴	935				4-XHD	
1987-84	4500		7D ⁴	935				4-XHD	
1990-87	4500Z		4D	950	4D-AGMX	4D-XHD			
1986-82	5500		8D	975	8D-AGMX	8D-XHD		8D-MHD	
1991-87	5500Z		7D ⁴	935				4-XHD	
1991-76	7500		8D	975	8D-AGMX	8D-XHD		8D-MHD	
1991-90	L3000, L4500		4D	950	4D-AGMX	4D-XHD			
Unit Crane & Shovel • Cranes & Shovels									
1980-76	1220A, 400, 500, 750	Dsl	4 ²	650		4-XHD			
1977-76	1220B	Dsl	4 ²	650		4-XHD			
1980-76	150H, 381H, H171, H172, H202, H401, H471	Dsl	8D	900	8D-AGMX	8D-XHD		8D-MHD	
1986-83	2700B, 2800B, 5000, 5500	Dsl	8D	1000	8D-AGMX	8D-XHD		8D-MHD	
1980-76	300	Dsl	4 ²	850		4-XHD			
1980-77	342H	Dsl	8D	900	8D-AGMX	8D-XHD		8D-MHD	
Unit Rig & Equipment (Dart Truck Co.) • Front End Wheel Loaders									
1985-78	600C		8D	830	8D-AGMX	8D-XHD		8D-MHD	
1985-79	620C		8D	830	8D-AGMX	8D-XHD		8D-MHD	
Unit Rig & Equipment (Dart Truck Co.) • Log Stackers									
1985-76	KW120, KW30		8D	830	8D-AGMX	8D-XHD		8D-MHD	
Unit Rig & Equipment (Dart Truck Co.) • Off-Highway Trucks									
1985-80	2085		8D	830	8D-AGMX	8D-XHD		8D-MHD	
1985-78	3065, 3075		8D	830	8D-AGMX	8D-XHD		8D-MHD	
1985-76	3100, 3120, 4100, 4120, 4150		8D	830	8D-AGMX	8D-XHD		8D-MHD	

Automotive & Light Truck
Automotrices y Camiones Livianos
Automobile et Camionette

Heavy-Duty Truck
Camiones Para Servicio Pesado
Poids Lourds

Agriculture
Agrícola
Agriculture

Industrial
Industrial
Industrial

Lawn & Garden
Césped y Jardín
Jardin et Pelouse

Powersports
Vehículos Deportivos
Sports Motorises

Reference
Referencia
Référence

For footnotes, see inside back cover. Notas al Pie de Página 468. Référence de Bas de Page 508.

DI* Distributor Item, contact your Interstate Distributor. Artículo del Distribuidor DI*, comuníquese con su Distribuidor de Interstate. Article de distributeur DI*, communiquez avec votre distributeur Interstate.

	Year	Model	Engine/Options	Group Size	Rating (CCA/AH)	AGM	XHD/MHD	ECL	Alternate 1	Alternate 2	
Automotive & Light Truck Automotrices y Camiones Livianos Automobile et Camionnette	Unit Rig & Equipment (Dart Truck Co.) • Off-Highway Trucks (continued)										
	1983-76	BD-180, M-100, M-200, Mark 36		8D	935	8D-AGMX	8D-XHD		8D-MHD		
	1983-78	BD-30		8D	935	8D-AGMX	8D-XHD		8D-MHD		
	1982-76	M-120, M-85		8D	935	8D-AGMX	8D-XHD		8D-MHD		
	1983-82	M-24, M-30		8D	935	8D-AGMX	8D-XHD		8D-MHD		
	Vermeer Mfg. • Augers										
	1980-76	M-12		24	250	MTX-34 ¹	C24-XHD		MTP-24	MT-24	
	Vermeer Mfg. • Chippers										
	1988-86	1200BC		30H	580				29H-VHD		
	1993-91	1220BC	Gas	24	580	MTX-34 ¹	C24-XHD ⁴⁸		MTP-24	MT-24	
	1993-91	1220BC	Dsl	31T	925	31-AGMX	31-MHD		31-XHD		
	1995	1230BC		31T	925	31-AGMX	31-MHD		31-XHD		
	1991-87	1250	Dsl	24	580	MTX-34 ¹	C24-XHD ⁴⁸		MTP-24	MT-24	
	1991-87	1250	Gas	24	580	MTX-34 ¹	C24-XHD ⁴⁸		MTP-24	MT-24	
	1995-87	1250BC, 1600A		24	580	MTX-34 ¹	C24-XHD ⁴⁸		MTP-24	MT-24	
	1989-88	1250UBC		24	580	MTX-34 ¹	C24-XHD ⁴⁸		MTP-24	MT-24	
	1987-78	1600	Gas	24	370	MTX-34 ¹	C24-XHD		MTP-24	MT-24	
	1991-87	1600	Gas	24	485	MTX-34 ¹	C24-XHD		MTP-24	MT-24	
	1991-88	620		24	485	MTX-34 ¹	C24-XHD		MTP-24	MT-24	
	1994-88	620BC		24	455	MTX-34 ¹	C24-XHD		MTP-24	MT-24	
	1995	625BC		24	455	MTX-34 ¹	C24-XHD		MTP-24	MT-24	
	1978-76	671	Gas	24H	365	MTX-34 ¹	C24-XHD		MTP-24	MT-24	
	1987-76	671	Dsl	4D	800	4D-AGMX	4D-XHD				
	1993-92	935BC	41 Hp	24	580	MTX-34 ¹	C24-XHD ⁴⁸		MTP-24	MT-24	
	1995-92	935BC	35 Hp	24	580	MTX-34 ¹	C24-XHD ⁴⁸		MTP-24	MT-24	
	Vermeer Mfg. • Compactors										
	1993-89	TC23/33		24	575	MTX-34 ¹	C24-XHD		MT-24	MTP-24	
	1993-88	TC4		26R	425				MT-26R		
	Vermeer Mfg. • Directional Borers										
	1993-92	D14/24		24	575	MTX-34 ¹	C24-XHD		MT-24	MTP-24	
	1993-91	D7		24	575	MTX-34 ¹	C24-XHD		MT-24	MTP-24	
	Vermeer Mfg. • Log Splitters										
	1987-80	LS-150A		22F	250				SP-22F		
	1987-76	LS-200		24	250	MTX-34 ¹	C24-XHD		MTP-24	MT-24	
	Vermeer Mfg. • Portable/Walk-Behind Trenchers										
	2015	LM42		31T	660	31-AGM7	31-MHD	31-ECL	31-LHD	31-XHD	
	Vermeer Mfg. • Riding Trenchers										
	2015	RT450		29H	660				29H-VHD		
	2015	RT950, XTS1250		N/A	1000	DI*					
	2015	RTX1250		4D	1000	4D-AGMX	4D-XHD				
	2015	RTX750		29H	950				29H-VHD ⁴⁸		
	Vermeer Mfg. • Stump Cutters										
	1995	1102SC		31T	925	31-AGMX	31-MHD		31-XHD		
	1982-76	1560, 630A		24H	365	MTX-34 ¹	C24-XHD		MTP-24	MT-24	
	1987-85	186		24	250	MTX-34 ¹	C24-XHD		MTP-24	MT-24	
	1990-88	186		24	400	MTX-34 ¹	C24-XHD		MTP-24	MT-24	
	1993-88	206		24	400	MTX-34 ¹	C24-XHD		MTP-24	MT-24	
	1993	222SC		24	400	MTX-34 ¹	C24-XHD		MTP-24	MT-24	
	1977-76	2460A		24H	365	MTX-34 ¹	C24-XHD		MTP-24	MT-24	
	1979-77	2465		24H	365	MTX-34 ¹	C24-XHD		MTP-24	MT-24	
	1995-80	2465		24	455	MTX-34 ¹	C24-XHD		MTP-24	MT-24	
	1985-82	618		24	250	MTX-34 ¹	C24-XHD		MTP-24	MT-24	
	1988-83	630A		24	455	MTX-34 ¹	C24-XHD		MTP-24	MT-24	
	1995-88	630B		26	425				MT-26		
	1979-76	665		24H	365	MTX-34 ¹	C24-XHD		MTP-24	MT-24	
	1990-79	665A		24	455	MTX-34 ¹	C24-XHD		MTP-24	MT-24	
	1993-90	665B	Gas	24	485	MTX-34 ¹	C24-XHD		MTP-24	MT-24	
	1993-90	665B	Dsl	31T	925	31-AGMX	31-MHD		31-XHD		
	1993	672		31T	925	31-AGMX	31-MHD		31-XHD		
	Vermeer Mfg. • Tree Spades										
	1987-76	TS-30		24	370	MTX-34 ¹	C24-XHD		MTP-24	MT-24	
	1991-87	TS-30		24	485	MTX-34 ¹	C24-XHD		MTP-24	MT-24	
	1993-92	TS-30, TS-44A		24	455	MTX-34 ¹	C24-XHD		MTP-24	MT-24	
	Vermeer Mfg. • Trenchers										
	1995-88	CC-135		4D	1000	4D-AGMX	4D-XHD				
	2000-88	CC-145		4D	1000	4D-AGMX	4D-XHD				
	1987-85	CC-90, M-495		4D	800	4D-AGMX	4D-XHD				
	1991-87	CC-90, T-650, T-800C		8D	1155	8D-AGMX	8D-MHD		8D-XHD		
	1981-76	Dinky Digger, M-434		24	370	MTX-34 ¹	C24-XHD		MTP-24	MT-24	
	1995-92	FlexTrak 115		4D	950	4D-AGMX	4D-XHD				
	1995-91	FlexTrak 75		4D	950	4D-AGMX	4D-XHD				

Year	Model	Engine/Options	Group Size	Rating (CCA/AH)	AGM	XHD/MHD	ECL	Alternate 1	Alternate 2
Vermeer Mfg. • Trenchers (continued)									
1978-76	LM-18, M-470		24H	365	MTX-34 ¹	C24-XHD		MTP-24	MT-24
2009-99	LM-25		26	400				MT-26	
1983-79	LM-35		22F	250				SP-22F	
1992-83	LM-35		30H	685				29H-VHD ⁴⁸	
1994-92	LM-40		30H	600				29H-VHD	
2014-03	LM-42		31T	660	31-AGM7	31-MHD	31-ECL	31-LHD	31-XHD
1982-76	M-220		24H	365	MTX-34 ¹	C24-XHD		MTP-24	MT-24
1976	M-418, M-50D		24	315	MTX-34 ¹	C24-XHD		MTP-24	MT-24
1977-76	M-437		24H	365	MTX-34 ¹	C24-XHD		MTP-24	MT-24
1980-77	M-437A		24	370	MTX-34 ¹	C24-XHD		MTP-24	MT-24
1980-76	M-440, M-465A		24H	365	MTX-34 ¹	C24-XHD		MTP-24	MT-24
1985-78	M-455		24	370	MTX-34 ¹	C24-XHD		MTP-24	MT-24
1987-85	M-455A		24	370	MTX-34 ¹	C24-XHD		MTP-24	MT-24
1992-87	M-455A		4D	1000	4D-AGMX	4D-XHD			
1978-76	M-470D		24	315	MTX-34 ¹	C24-XHD		MTP-24	MT-24
1987-76	M-475		4D	800	4D-AGMX	4D-XHD			
1993-87	M-475A, M-495		4D	1000	4D-AGMX	4D-XHD			
1985-76	M-485		4D	800	4D-AGMX	4D-XHD			
1976	M-50, T-300A		24H	365	MTX-34 ¹	C24-XHD		MTP-24	MT-24
1993-92	M-5850, M-7850, T-455		24	575	MTX-34 ¹	C24-XHD		MT-24	MTP-24
1995-94	OCC-135		8D	1155	8D-AGMX	8D-MHD		8D-XHD	
2000-95	P125, P185, T-758		31T ²	950	31-AGMX	31-MHD		31-XHD	
2010-06	RT350		29H	660				29H-VHD	
2014-03	RT450		29H	660				29H-VHD	
2014-08	RTX1250		4D	1000	4D-AGMX	4D-XHD			
2014-06	RTX450		29H	660				29H-VHD	
2014-08	RTX750		29H	950	DI*				
2000-96	T-1055, T-1255, T-1505, T-855, T-955		8D ²	1155	8D-AGMX	8D-MHD		8D-XHD	
1991-88	T-1450		8D	1155	8D-AGMX	8D-MHD		8D-XHD	
1995-87	T-1455		8D	1155	8D-AGMX	8D-MHD		8D-XHD	
1980-76	T-218		24	250	MTX-34 ¹	C24-XHD		MTP-24	MT-24
1984-76	T-300B		24	370	MTX-34 ¹	C24-XHD		MTP-24	MT-24
1977-76	T-400A		4D	800	4D-AGMX	4D-XHD			
1984-77	T-400C		4D	800	4D-AGMX	4D-XHD			
1991-90	T-450		24	575	MTX-34 ¹	C24-XHD		MT-24	MTP-24
1995-91	T-555, T-655		31T	950	31-AGMX	31-MHD		31-XHD	
1980-76	T-600C		4D	800	4D-AGMX	4D-XHD			
1987-79	T-600D		4D	800	4D-AGMX	4D-XHD			
1991-87	T-600D		4D	1000	4D-AGMX	4D-XHD			
1995-92	T-658		31T	950	31-AGMX	31-MHD		31-XHD	
1995	T-755		31T	950	31-AGMX	31-MHD		31-XHD	
1978-76	T-800		8D	880	8D-AGMX	8D-XHD		8D-MHD	
1987-79	T-800B		8D	880	8D-AGMX	8D-XHD		8D-MHD	
1995-90	T-800HT		8D	1155	8D-AGMX	8D-MHD		8D-XHD	
1990-87	T-850		4D	1000	4D-AGMX	4D-XHD			
1995-90	T-850		31T	950	31-AGMX	31-MHD		31-XHD	
1993-89	TC23/33		24	575	MTX-34 ¹	C24-XHD		MT-24	MTP-24
1993-88	TC4		26R	425				MT-26R	
2000-95	TC4A		26R	425				MT-26R	
1991-89	V-1550		26	310				MT-26	
1999-94	V-3550		29H	660				29H-VHD	
1993-92	V-4150, V-4750	Opt	24	575	MTX-34 ¹	C24-XHD		MT-24	MTP-24
1987-81	V-430		24	470	MTX-34 ¹	C24-XHD		MTP-24	MT-24
1991-81	V-430A		24	575	MTX-34 ¹	C24-XHD		MT-24	MTP-24
1987-78	V-440		24	470	MTX-34 ¹	C24-XHD		MTP-24	MT-24
1988-87	V-440		24	530	MTX-34 ¹	C24-XHD		MTP-24	MT-24
1993-86	V-450		24	575	MTX-34 ¹	C24-XHD		MT-24	MTP-24
1985-80	V-455A	Dsl	24	250	MTX-34 ¹	C24-XHD		MTP-24	MT-24
1985-80	V-455A	Gas	24	370	MTX-34 ¹	C24-XHD		MTP-24	MT-24
1992-91	V-5050		24	625	MTX-34 ¹			MTP-24	
1995	V-5750	Opt	24	575	MTX-34 ¹	C24-XHD		MT-24	MTP-24
1995	V-5800		24	575	MTX-34 ¹	C24-XHD		MT-24	MTP-24
1990-88	V-7650		4D	1000	4D-AGMX	4D-XHD			
1994-91	V-8050		4D	1000	4D-AGMX	4D-XHD			
1995	V-8550		4D	1000	4D-AGMX	4D-XHD			
VERSA Inc. • Bagger									
2004	891		31T	625	31-AGM7	31-MHD	31-ECL	31-LHD	31-VHD
VERSATILE Inc. • Skid Steers									
2004-02	2145-145HP, 2160-160HP, 2180-180HP, 2210-210HP, 2290-290HP, 2335-335HP, 2360-360HP, 2375-375HP, 2425-425HP		31T	660	31-AGM7	31-MHD	31-ECL	31-LHD	31-XHD

Automotive & Light Truck
Automotrices y Camiones Livianos
Automobile et Camionette

Heavy-Duty Truck
Camiones Para Servicio Pesado
Poids Lourds

Agriculture
Agrícola
Agriculture

Industrial
Industrial
Industriel

Lawn & Garden
Césped y Jardín
Jardin et Pelouse

Powersports
Vehículos Deportivos
Sports Motorisés

Reference
Referencia
Référence

For footnotes, see inside back cover. Notas al Pie de Página 468. Référence de Bas de Page 508.

DI* Distributor item, contact your Interstate Distributor. Artículo del Distribuidor DI*, comuníquese con su Distribuidor de Interstate. Article de distributeur DI*, communiquez avec votre distributeur Interstate.

	Year	Model	Engine/Options	Group Size	Rating (CCA/AH)	AGM	XHD/MHD	ECL	Alternate 1	Alternate 2	
Automotive & Light Truck Automotrices y Camiones Livianos Automobile et Camionnette	Wacker Neuson • Generators										
	1995-93	G25, G45, G60, G75		27	550	MTX-34 ¹			MT-27		
	1999-93	GS 5.6A		N/A	N/A	DI*					
Heavy-Duty Truck Camiones Para Servicio Pesado Poids Lourd	Wacker Neuson • Light Towers										
	1995	LT4, LT4S, LTP4, LTP4S		24F ⁵⁶	N/A	MTX-24F			MTP-24F		
	1995	LT4, LT4S, LTP4, LTP4S		24 ⁵⁶	N/A	MTX-34 ¹	C24-XHD		MTP-24		
Agriculture Agrícola Agriculture	Wacker Neuson • Pumps										
	1985-83	PT5 3H, PT5 4H		22NF	225				SP-22NF		
	1991-88	PT6 DS, PT6 DT		24F	450	MTX-24F			MTP-24F	MT-24F	
Industrial Industrial Industriel	1995-92	PT6 LT		31T	685	31-AGM7	31-MHD	31-ECL	31-LHD	31-XHD	
	Wacker Neuson • Ride-On Trowlers										
	1999-95	CRT36 ASN, CRT36 ASO, CRT46 ASO, CRT46 KHN		26	N/A				MT-26		
Lawn & Garden Césped y Jardín Jardin et Pelouse	Wacker Neuson • Rollers										
	1989-84	R1000, R1000B, R1000S		24F	450	MTX-24F			MTP-24F	MT-24F	
	1991-89	R1000, R1000S		31T	685	31-AGM7	31-MHD	31-ECL	31-LHD	31-XHD	
Powersports Vehículos Deportivos Sports Motorisés	1984-79	R900		24	220	MTX-34 ¹	C24-XHD		MTP-24	MT-24	
	1984-82	R900S		24	220	MTX-34 ¹	C24-XHD		MTP-24	MT-24	
	1995-90	RD 880V		22NF	225				SP-22NF		
Reference Referencia Référence	1995-87	RSS800A		N/A	260	DI*					
	1995-92	RT 560, RT 820		31T	685	31-AGM7	31-MHD	31-ECL	31-LHD	31-XHD	
	1995-87	W74A		N/A	N/A	DI*					
Industrial Industrial Industriel	1992-80	WDH 86-110		22F	225				SP-22F		
	1999-92	WHK 50100		22F	225				SP-22F		
	1985-81	WHK 90A		22F	220				SP-22F		
Wagner Mining Equip. • Loaders	1991-85	WHK 90L		22F	225				SP-22F		
	Wacker Neuson • Skid Steers										
	1991-89	E1000B		31T	685	31-AGM7	31-MHD	31-ECL	31-LHD	31-XHD	
Wagner Mining Equip. • Personnel Transports	Wacker Neuson • Vibro Plates										
	1990-84	DPU 5055	Dsl	22F	225				SP-22F		
	1995-90	DPU 6055	Dsl	22F	225				SP-22F		
Wagner Mining Equip. • Supply Carriers	1991-84	DPU 6760	Dsl	22F	225				SP-22F		
	1999-92	DPU 7060	Dsl	22F	225				SP-22F		
	Wagner Mining Equip. • Tractors										
1989-76	HST-1A		30H	540				29H-VHD			
1984-76	HST-5, MS-1 1/2, MS-1F, MS-1H, MS-2, MS-3A, ST-1, ST-2C, ST-3, ST-4A, ST-4C, ST-8		4D	950	4D-AGMX	4D-XHD					
1989-81	ST-1.3A		31T	600	31-AGM7	31-MHD	31-ECL	31-LHD	31-VHD		
1989-76	ST-13, ST-2B, ST-2D		4D	950	4D-AGMX	4D-XHD					
1984-76	ST-2A		30H	540				29H-VHD			
1986-77	ST-3 1/2		30H ²	540				29H-VHD			
1988-80	ST-5A, ST-5D, ST-5E		4D	950	4D-AGMX	4D-XHD					
1989-80	ST-5B		4D	950	4D-AGMX	4D-XHD					
1989-81	ST-5H		4D	950	4D-AGMX	4D-XHD					
1989-82	ST-6C		4D	950	4D-AGMX	4D-XHD					
1989-79	ST-8A		4D	950	4D-AGMX	4D-XHD					
Wagner Mining Equip. • Trucks	Wagner Mining Equip. • Personnel Transports										
	1984-76	PT-10, PT-14, UT-42		4D	950	4D-AGMX	4D-XHD				
	1989-76	UT-45A		4D	950	4D-AGMX	4D-XHD				
Wagner Mining Equip. • Trucks	Wagner Mining Equip. • Supply Carriers										
	1984-79	DC-07		31T	600	31-AGM7	31-MHD	31-ECL	31-LHD	31-VHD	
	1984-76	FT-410Z, LT-410A, UT-410A		4D	950	4D-AGMX	4D-XHD				
1984-79	TT-410A		4D	950	4D-AGMX	4D-XHD					
Wagner Mining Equip. • Trucks	Wagner Mining Equip. • Trucks										
	1984-76	HMTT-410, MF-F10, MF-F25-44, MT-F25-35, MTP-410-30, MTP-F10, MTP-F12-30, MTT-413, MTT-415-22, MTT-419-32, MTT-420-38, MTT-423-38, MTT-425-34, MTT-426-23, MTT-4-32, MTT-F40-44, PM-22		4D	950	4D-AGMX	4D-XHD				
	1983-76	HPT-5		30H	540				29H-VHD		
1989-76	MT-245-30, MT-420-30, MT-433-30, MTT-415, MTT-420-27B, MTT-F20-24		4D	950	4D-AGMX	4D-XHD					
1984-78	MT-411-30		31T	600	31-AGM7	31-MHD	31-ECL	31-LHD	31-VHD		
1989-80	MT-413-30		31T	600	31-AGM7	31-MHD	31-ECL	31-LHD	31-VHD		
1989-80	MT-414-30, MTT-420-30		4D	950	4D-AGMX	4D-XHD					
1989-85	MT-416-30, MTT-422-30		4D	950	4D-AGMX	4D-XHD					
1989-82	MT-435-32		4D	950	4D-AGMX	4D-XHD					
1977-76	MT-F10-C		4D	950	4D-AGMX	4D-XHD					
1984-76	MT-F15		30H ²	540				29H-VHD			
1989-77	MT-F28		4D	950	4D-AGMX	4D-XHD					
1984-76	MT-F50-26, MTT-425-28		8D	1050	8D-AGMX	8D-XHD		8D-MHD			
1984-77	MTT-417-25		4D	950	4D-AGMX	4D-XHD					

Year	Model	Engine/Options	Group Size	Rating (CCA/AH)	AGM	XHD/MHD	ECL	Alternate 1	Alternate 2
Wagner Mining Equip. • Trucks (continued)									
1984-80	MTT-420-27A		4D	950	4D-AGMX	4D-XHD			
1984-79	MTT-426-23A		30H	540			29H-VHD		
1983-76	MTT-F15, MTT-F20		4D	950	4D-AGMX	4D-XHD			
1984-78	MTT-F20-27A		4D	950	4D-AGMX	4D-XHD			
1984-76	MTT-F26-23, UT-F20		30H	540			29H-VHD		
Waldon Equipment • Aerial Lifts									
1997-88	Sky Jackers, Sky Van		8D	1150	8D-AGMX	8D-MHD		8D-XHD	
Waldon Equipment • Dozers									
1997-83	4100, 5100	Gas & Dsl	31T	625	31-AGM7	31-MHD	31-ECL	31-LHD	31-VHD
1991-81	4500	Gas & Dsl	31T	625	31-AGM7	31-MHD	31-ECL	31-LHD	31-VHD
1997-91	4500B	Gas & Dsl	31T	625	31-AGM7	31-MHD	31-ECL	31-LHD	31-VHD
1983-76	5000, 5200	Gas & Dsl	24	505	MTX-34 ¹	C24-XHD		MTP-24	MT-24
1982-76	6000	Dsl	24	505	MTX-34 ¹	C24-XHD		MTP-24	MT-24
1988-85	6000B	Dsl	26R ²	460				MT-26R	
1997-88	6000C, 8500C	Gas	26R ²	460				MT-26R	
1999-88	6000C, 8500C	Dsl	26R ²	460				MT-26R	
1999-95	7000	Dsl	34	875	DI*				
1999-95	7000	Dsl	78	875	DI*				
1999-97	7500	Dsl	34	875	DI*				
1999-97	7500	Dsl	78	875	DI*				
1984-81	8500	Dsl	31T	625	31-AGM7	31-MHD	31-ECL	31-LHD	31-VHD
1984-81	8500	Gas	31T	625	31-AGM7	31-MHD	31-ECL	31-LHD	31-VHD
1988-84	8500B	Dsl	71	650	MTZ-75DT			MTP-75	MTP-75DT
1999-98	LD80, WD80		34	875	DI*				
1999-98	LD80, WD80		78	875	DI*				
Waldon Equipment • Sweepers									
1998-94	LAY-MOR 6HB, LAY-MOR 8B		34	675	MTX-34			MTP-34	MT-34
1998-94	LAY-MOR 6HB, LAY-MOR 8B		78	675	MTX-78			MTP-78	MT-78
1999-98	LAY-MOR 6HC, LAY-MOR 8HC		34	675	MTX-34			MTP-34	MT-34
1999-98	LAY-MOR 6HC, LAY-MOR 8HC		78	675	MTX-78			MTP-78	MT-78
1999-98	LAY-MOR 8C, Sweepmaster 250		31T	950	31-AGMX	31-MHD		31-XHD	
1991-85	Sweepmaster	Dsl	26R ²	460				MT-26R	
1997-91	Sweepmaster B, Sweepmaster II	Dsl	31T	950	31-AGMX	31-MHD		31-XHD	
Ward LaFrance Truck • Industrial									
1977-76	A 80 Aerial, P-80 Snorkels, P-82 Snorkels, P-85 Snorkels, S-80 Snorkel		8D	935	8D-AGMX	8D-XHD		8D-MHD	
1990-80	B3STW, B4STW, J3TW		U1	235			SP-40	SP-35	SP-30
1990-88	BRT, HRT, JRT		U1	235			SP-40	SP-35	SP-30
1990-80	J4TW	Gas	U1	235			SP-40	SP-35	SP-30
1990-86	WBH-16E		U1	235			SP-40	SP-35	SP-30
1990-81	WBS-11		U1	235			SP-40	SP-35	SP-30
1990-76	WLS-1000		U1	235			SP-40	SP-35	SP-30
Whiteman Mfg. Co. • Concrete Booms									
1978-76	B-85		24	360	MTX-34 ¹	C24-XHD		MTP-24	MT-24
Whiteman Mfg. Co. • Concrete Cart-Powered									
1983-76	DB-60		U1	235			SP-40	SP-35	SP-30
Whiteman Mfg. Co. • Concrete Pumps									
1978-76	P-40G, P-60D, P-80D		24	360	MTX-34 ¹	C24-XHD		MTP-24	MT-24
Whiteman Mfg. Co. • Power Buggies									
1990-86	WBH-16E		U1	235			SP-40	SP-35	SP-30
Whiteman Mfg. Co. • Twin Finishing Machines									
1990-80	Twin Finishing Machines		U1	235			SP-40	SP-35	SP-30
Willmar • Mini Wheel Loaders									
2015	WRANGLER 4560		49	770	MTX-49/H8			MT-49/H8	
Wood Chuck Chippers • Industrial									
1984-76	W/CA12	Gas	24	330	MTX-34 ¹	C24-XHD		MTP-24	MT-24
1984-76	W/CA12, W/CA16	Dsl	30H	510				29H-VHD	
1984-76	W/CA16	Gas	30H	510				29H-VHD	
1984-76	Wood Chuck	Gas w/CA12 & w/CA16	24	330	MTX-34 ¹	C24-XHD		MTP-24	MT-24
Worthington • Portable Air Compressors									
1976	1050, 600		8D	900	8D-AGMX	8D-XHD		8D-MHD	
1976	1150		4D	640	4D-AGMX	4D-XHD			
1976	125, 160	IHC C-175	24F	315	MTX-24F			MTP-24F	MT-24F
1976	175	Hercules G 2300	24H	315	MTX-34 ¹	C24-XHD		MTP-24	MT-24
1976	175	Hercules D 2300	4D	640	4D-AGMX	4D-XHD			
1976	250		3 ²	580				2-XHD	
1976	365	GM 4-71	7D ²	900				4-XHD	
1976	600SS, 750, 850		7D ²	900				4-XHD	
1976	85		24H	315	MTX-34 ¹	C24-XHD		MTP-24	MT-24

Automotive & Light Truck
Automotrices y Camiones Livianos
Automobile et Camionette

Heavy-Duty Truck
Camiones Para Servicio Pesado
Poids Lourds

Agriculture
Agrícola
Agriculture

Industrial
Industrial
Industrial

Lawn & Garden
Césped y Jardín
Jardin et Pelouse

Powersports
Vehículos Deportivos
Sports Motorisés

Reference
Referencia
Référence

<p>Automotive & Light Truck Automotrices y Camiones Livianos Automobile et Camionnette</p>	
<p>Heavy-Duty Truck Camiones Para Servicio Pesado Poids Lourd</p>	
<p>Agriculture Agrícola Agriculture</p>	
<p>Industrial Industrial Industriel</p>	
<p>Lawn & Garden Césped y Jardín Jardin et Pelouse</p>	
<p>Powersports Vehículos Deportivos Sports Motorisés</p>	
<p>Reference Referencia Référence</p>	

Year	Model	Group Size	Rating (CCA)	Replacement	Alternate
AGCO Allis • Garden Tractors					
2016-06	1723H, 1723PS	U1	340	SP-40	
2016-06	2027H, 2027LC	51	500	MT-51	
2005-02	918H	26R	390	MT-26R	
AGCO Allis • Gear Lawn Tractors					
	1615G	U1	200	SP-18	SP-30
	1640	U2	235	DJ*	
	1716G, 409G	U1	200	SP-18	SP-30
	411G, 412G, 512G	U1	200	SP-18	SP-30
	514G, 515G	U1	200	SP-18	SP-30
	516VH	U1	200	SP-18	SP-30
AGCO Allis • Hydrostatic Garden Tractors					
	1618H, 1716H	U1	340	SP-40	
	1717H, 1718H	U1	340	SP-40	
	1720H	U1	340	SP-40	
	1820H, 1820H PS	51	500	MT-51	
	1823H PS	51	500	MT-51	
	1918H, 1920H	22F	390	SP-22F	MT-26R
	2020H, 2020LC	51	500	MT-51	
	2023H, 2024H	51	500	MT-51	
	2025H	51	500	MT-51	
	918PS	26R	390	MT-26R	
AGCO Allis • Hydrostatic Lawn Tractors					
	1316H, 1614HV	U1	340	SP-40	
	1615H, 1615HC	U1	340	SP-40	
	1616H, 1617H	U1	340	SP-40	
	512H, 515H, 517H	U1	200	SP-18	SP-30
AGCO Allis • Hydrostatic Riding Mowers					
	411G, 412H, 413H	U1	200	SP-18	SP-30
AGCO Allis • Lawn Tractors					
2005-02	1614VH	U1	340	SP-40	
2016-06	1620HV	U1	340	SP-40	
2005-02	514H, 516H	U1	200	SP-18	SP-30
2016-06	520H, 522H, 524H	U1	200	SP-18	SP-30
2012-10	AC130 23/42	U1	230	SP-30	SP-35
2012-10	AC130 24/46	U1	230	SP-30	SP-35
2012-10	AC130 AWS	U1	230	SP-30	SP-35
AGCO Allis • Rear Engine Riders					
2003-02	414G, 414H, 416H	U1	200	SP-18	SP-30
AGCO Allis • Zero-Turn Radius Riders					
	ZT14H	U1	235	SP-30	SP-35
	ZT1638	U1	340	SP-40	
	ZT16H, ZT18H	U1	235	SP-30	SP-35
Air Electric Machine Co • Lawn & Garden Tractors					
	380, DS-25, DS30	U1	235	SP-30	SP-35
Allis-Chalmers • Lawn & Garden Equipment					
	405, 508	B9-B		IB9-B	
Ariens-Gravely • Commercial Riding Mowers					
	1330, 1332, 8028	B14A-A2		IB14A-A2	CYTX14AH-BS
	8530	B14A-A2		IB14A-A2	CYTX14AH-BS
	912000 Series	B12A-A		IB12A-A	
	914000 Series	U1	235	SP-30	SP-35
	925000 Series	B12A-A		IB12A-A	
	927000 Series	B12A-A		IB12A-A	
	Commercial 10	26R		MT-26R	
	Commercial 12	26R		MT-26R	
	Commercial 12G	26R		MT-26R	
	Commercial 20G	26R		MT-26R	
	Commercial 5260	26R		MT-26R	
	Commercial 5645	26R		MT-26R	
	Commercial 812	26R		MT-26R	
	Commercial 816S	26R		MT-26R	
	Commercial 818	26R		MT-26R	
	Comm-Rider 18	U1R		SP-30R	SP-35R
	Convertible Super	26R		MT-26R	
	Pro Master 18G	26R		MT-26R	
	Pro Master 20G	26R		MT-26R	
	Pro Master 300 Series	U1		SP-30	SP-35
	Pro Master 30H	26R		MT-26R	
	Pro Master 400 Series	24F		MT-24F	MTP-24F
	Pro Master 60	70		SP-70	MT-75

Automotive & Light Truck
Automotrices y Camiones Livianos
Automobile et Camionnette

Heavy-Duty Truck
Camiones Para Servicio Pesado
Poids Lourd

Agriculture
Agrícola
Agriculture

Industrial
Industrial
Industrial

Lawn & Garden
Césped y Jardín
Jardin et Pelouse

Powersports
Vehículos Deportivos
Sports Motorises

Reference
Referencia
Référence

For footnotes, see inside back cover. Notas al Pie de Página 468. Référence de Bas de Page 508.

Di* Distributor item, contact your Interstate Distributor. Artículo del Distribuidor Di*, comuníquese con su Distribuidor de Interstate. Article de distributeur Di*, communiquez avec votre distributeur Interstate.

	Year	Model	Group Size	Rating (CCA)	Replacement	Alternate
Automotive & Light Truck Automotrices y Camiones Livianos Automobile et Camionnette	Ariens-Gravely • Commercial Riding Mowers (continued)					
		Pro Master ATM 72	26		MT-26	
		Professional 10	26R		MT-26R	
		Professional 10QS	26R		MT-26R	
		Professional 12	26R		MT-26R	
		Professional 12G	26R		MT-26R	
		Professional 12QS	26R		MT-26R	
		Professional 16	26R		MT-26R	
		Professional 16G	26R		MT-26R	
		Professional 18G	26R		MT-26R	
		Professional 20G	26R		MT-26R	
		Professional 24G	26R		MT-26R	
		Professional 8	26R		MT-26R	
	Heavy-Duty Truck Camiones Para Servicio Pesado Poids Lourds	Ariens-Gravely • EZ Rider				
		(Briggs), EZR 1440	U1	235	SP-30	SP-35
		EZR 1640, 1340	U1	235	SP-30	SP-35
Agriculture Agrícola Agriculture	Ariens-Gravely • Garden Tractors					
		2200, 2548	U1	235	SP-30	SP-35
		935000 Series	U1R	235	SP-35R	SP-30R
		936000 Series	U1R	235	SP-35R	SP-30R
		GT-736E, GT-836	U1	235	SP-30	SP-35
		HT16, HT18	U1R	235	SP-35R	SP-30R
Agriculture Agrícola Agriculture	Ariens-Gravely • Imperial Models (Rear Engine Riders)					
		RM 1328E	B14-A2		IB14-A2	
		RM 1330	B14-A2		IB14-A2	
		RM 1332E	B14-A2		IB14-A2	
		RM 8028, RM 828E	B14-A2		IB14-A2	
Lawn & Garden Césped y Jardín Jardin et Pelouse	Ariens-Gravely • Lawn & Yard Tractors					
		901000 Series	B12A-A		IB12A-A	
		YT10, YT11	U1		SP-30	SP-35
		YT12/32, YT12/38	U1R		SP-30R	SP-35R
		YT14/38	U1R		SP-30R	SP-35R
	Ariens-Gravely • Lawn Tractors					
		2005-02 1542, 1742, 2048	U1	235	SP-30	SP-35
	Ariens-Gravely • Mowers					
		2007 Zoom 1634	U1	235	SP-30	SP-35
		2007 Zoom 1840	U1	235	SP-30	SP-35
	2007 Zoom 2350	U1	235	SP-30	SP-35	
	2006 Zoom - Series	U1	235	SP-30	SP-35	
Lawn & Garden Césped y Jardín Jardin et Pelouse	Ariens-Gravely • Other					
		IHDE-130	U1	235	SP-30	SP-35
		IHSE-126	U1	235	SP-30	SP-35
		IHSE-408	U1	235	SP-30	SP-35
		RHE-126	U1	235	SP-30	SP-35
		RTH-132	U1		SP-30	SP-35
	Ariens-Gravely • Rear Engine - Sierra Models					
		1340G, 1340H	U1	235	SP-30	SP-35
		1440G, 1440H	U1	235	SP-30	SP-35
		1450H, 1540H	U1	235	SP-30	SP-35
	1640H	U1	235	SP-30	SP-35	
	High Sierra 1640H	U1	235	SP-30	SP-35	
	High Sierra 1848	U1	235	SP-30	SP-35	
	High Sierra 1848H	U1	235	SP-30	SP-35	
Powersports Vehículos Deportivos Sports Motorisés	Ariens-Gravely • Rear Engine Riders					
		1028	B12A-A		IB12A-A	
		2004-02 1028 Hydro	U1	300	SP-35	SP-40
		2006 10528 Hydro	U1	235	SP-30	SP-35
		2004-02 1232 Hydro	U1	300	SP-35	SP-40
		2003-02 1232 Hydro/ST1336	U1	235	SP-30	SP-35
		12900 Series	U1	235	SP-30	SP-35
		1330, 1332	B12A-A		IB12A-A	
		13900 Series	U1	235	SP-30	SP-35
		2004-02 1440 Hydro	U1	300	SP-35	SP-40
		2006 14532 Hydro	U1	235	SP-30	SP-35
		RER 10/28 Hydro	U1	235	SP-30	SP-35
		RER 12/32 Hydro	U1	235	SP-30	SP-35
		RER 14/40 Hydro	U1	235	SP-30	SP-35
Reference Referencia Référence	Ariens-Gravely • Snowblower					
		Sno-Thro ST-1336	U1		SP-30	SP-35
		Zoom 2050	U1	235	SP-30	SP-35
		Zoom 2250	U1	235	SP-30	SP-35

Year	Model	Group Size	Rating (CCA)	Replacement	Alternate
Ariens-Gravely • Zero-Turn Mowers					
2004-03	1232	U1	330	SP-40	
2004-03	1540	U1	235	SP-30	SP-35
2009-03	1640, 2552	U1	235	SP-30	SP-35
2009-05	1840, 2044	U1	235	SP-30	SP-35
2005-03	1944, 2148, 2352	U1	235	SP-30	SP-35
2009-05	2044XL, 2348	U1	235	SP-30	SP-35
2009-05	2348XL	U1	235	SP-30	SP-35
2023-17	APEX 48, APEX 52	U1	190	SP-18	SP-30
2023-17	APEX 60	U1	190	SP-18	SP-30
2023-17	EDGE 34 (915243)	U1	190	SP-18	SP-30
2023-10	EDGE 34 (915251)	U1	190	SP-18	SP-30
2023-17	EDGE 42 (915245)	U1	190	SP-18	SP-30
2023-18	EDGE 42 (915253)	U1	190	SP-18	SP-30
2023-13	EDGE 52 (915254)	U1	190	SP-18	SP-30
2003-02	EZR 1542	U1	235	SP-30	SP-35
2003-02	EZR 1742	U1	235	SP-30	SP-35
2003-02	EZR 1842	U1	235	SP-30	SP-35
2003-02	EZR 2048	U1	235	SP-30	SP-35
2003-02	EZR 2050	U1	235	SP-30	SP-35
2023-16	IKON HD 52 (915266)	U1	190	SP-18	SP-30
2023-21	IKON HD 52 (915267)	U1	190	SP-18	SP-30
2016-15	IKON X 42	U1	190	SP-18	SP-30
2023-15	IKON X 52	U1	190	SP-18	SP-30
2023-16	IKON XL 42	U1	190	SP-18	SP-30
2016	IKON XL 52	U1	190	SP-18	SP-30
2023-17	IKON XL 60	U1	190	SP-18	SP-30
2016-10	Max Zoom 48	U1	300	SP-35	SP-40
2016-10	Max Zoom 52	U1	300	SP-35	SP-40
2016-10	Max Zoom 60	U1	300	SP-35	SP-40
2009-05	Mini Zoom 1534	U1	235	SP-30	SP-35
2009-05	Mini Zoom 1540	U1	235	SP-30	SP-35
2012-10	Pro Zoom 52 Stand-on	U1	270	SP-35	SP-40
2014-10	Pro Zoom 54	U1	400	DI*	
2014-10	Pro Zoom 60	U1	400	DI*	
	Sport Zoom 1232	U1	235	SP-30	SP-35
	Sport Zoom 1440	U1	235	SP-30	SP-35
	Zoom 1440	U1		SP-30	SP-35
	Zoom 1640	U1	235	SP-30	SP-35
	Zoom 1844	U1	235	SP-30	SP-35
	Zoom 2048	U1	235	SP-30	SP-35
	Zoom 2252XL	U1	235	SP-30	SP-35
2022-10	Zoom 34	U1	190	SP-18	SP-30
2022-10	Zoom 42	U1	190	SP-18	SP-30
2018-10	Zoom 50	U1	190	SP-18	SP-30
2016-10	Zoom XL 42	U1	190	SP-18	SP-30
2016-10	Zoom XL 48	U1	190	SP-18	SP-30
2016-10	Zoom XL 54	U1	190	SP-18	SP-30
	Zoom Z2252	U1	235	SP-30	SP-35
Atlas Tool & Mfg. Co. • Lawn & Garden Equipment					
	ER26001, ER2650	12N9-3A	-	12N9-3A(Disc)	
	ER2680	12N9-3A	-	12N9-3A(Disc)	
	ER3000	U1	-	SP-18	SP-30
	ER3280	12N9-3A	-	12N9-3A(Disc)	
	ER7130	U1	-	SP-18	SP-30
Bad Boy • Lawn & Garden Equipment					
	5200 Series	U1	300	SP-35	SP-40
	6000 Series	U1	300	SP-35	SP-40
	720S Series	U1	300	SP-35	SP-40
	Junior 60	U1	300	SP-35	SP-40
	K27 Pro Series	U1	300	SP-35	SP-40
	K29 Pro Series	U1	300	SP-35	SP-40
	Senior 72	U1	300	SP-35	SP-40
Bad Boy • Zero-Turn Mowers					
2023-17	4200 Compact Outlaw	U1	300	SP-35	SP-40
2023-11	4200 CZT	U1	300	SP-35	SP-40
2016-14	4200 CZT Elite	U1	300	SP-35	SP-40
2023-11	4200 MZ, 4800 MZ	U1	300	SP-35	SP-40
2023-17	4800 Compact Outlaw	U1	300	SP-35	SP-40
2023-17	4800 Maverick	U1	300	SP-35	SP-40
2023-17	4800 MZ Magnum	U1	300	SP-35	SP-40
2023-14	4800 ZT Elite	U1	300	SP-35	SP-40

Automotive & Light Truck
Automotrices y Camiones Livianos
Automobile et Camionnette

Heavy-Duty Truck
Camiones Para Servicio Pesado
Poids Lourd

Agriculture
Agrícola
Agriculture

Industrial
Industrial
Industrial

Lawn & Garden
Césped y Jardín
Jardin et Pelouse

Powersports
Vehículos Deportivos
Sports Motorisés

Reference
Referencia
Référence

For footnotes, see inside back cover. Notas al Pie de Página 468. Référence de Bas de Page 508.

Di* Distributor item, contact your Interstate Distributor. Artículo del Distribuidor Di*, comuníquese con su Distribuidor de Interstate. Article de distributeur Di*, communiquez avec votre distributeur Interstate.

	Year	Model	Group Size	Rating (CCA)	Replacement	Alternate	
Automotive & Light Truck Automotrices y Camiones Livianos Automobile et Camionnette	Bad Boy • Zero-Turn Mowers (continued)						
	2013-11	5000 CZT, 5000 ZT	U1	300	SP-35	SP-40	
	2016-14	5400 CZT Elite	U1	300	SP-35	SP-40	
	2023-17	5400 Maverick	U1	300	SP-35	SP-40	
	2022-14	5400 MZ Magnum	U1	300	SP-35	SP-40	
	2023-11	5400 Outlaw	U1	300	SP-35	SP-40	
	2023-13	5400 Outlaw Extreme	U1	300	SP-35	SP-40	
	2023-12	5400 Outlaw XP	U1	300	SP-35	SP-40	
	2023-14	5400 ZT Elite	U1	300	SP-35	SP-40	
	2016-14	6000 CZT Elite	U1	300	SP-35	SP-40	
	2013-11	6000 CZT, 6000 ZT	U1	300	SP-35	SP-40	
	2023-17	6000 Maverick	U1	300	SP-35	SP-40	
	2023-14	6000 ZT Elite	U1	300	SP-35	SP-40	
	Heavy-Duty Truck Camiones Para Servicio Pesado Poids Lourd	2023-11	6100 Compact Diesel	51	425	MT-51	
2023-11		6100 Outlaw	U1	300	SP-35	SP-40	
2023-11		6100 Outlaw Extreme	U1	300	SP-35	SP-40	
2023-11		6100 Outlaw XP	U1	300	SP-35	SP-40	
2023-11		7200 Outlaw Extreme	U1	300	SP-35	SP-40	
2023-11		7200 Outlaw XP	U1	300	SP-35	SP-40	
2023-17		Outlaw Stand-on 3600	U1	300	SP-35	SP-40	
2023-14		Outlaw Stand-on 4800	U1	300	SP-35	SP-40	
2023-14		Outlaw Stand-on 5400	U1	300	SP-35	SP-40	
2023-14		Outlaw Stand-on 6100	U1	300	SP-35	SP-40	
Agriculture Agrícola Agriculture		Bear Cat • Chipper/Shredders					
			70554, 73525	U1	250	SP-30	SP-35
			74554, 74800	U1	250	SP-30	SP-35
			74821, 75124	U1	250	SP-30	SP-35
		LL145	U1	250	SP-30	SP-35	
Industrial Industriel Industriel	Bear Cat • Commercial Chippers						
	2023-02	71020, 71620	U1	250	SP-30	SP-35	
	2023-02	72620, 72928	U1	250	SP-30	SP-35	
	2023-02	73413, 73420	U1	250	SP-30	SP-35	
	2023-03	74624, 74628	U1	250	SP-30	SP-35	
	2023-02	74824, 75524	U1	250	SP-30	SP-35	
	2023-04	77412	U1	250	SP-30	SP-35	
	2023-04	77413	U1	250	SP-30	SP-35	
	Bear Cat • Shredders						
	2016-02	70050, 70080	U1	250	SP-30	SP-35	
2016-02	70085, 70180	U1	250	SP-30	SP-35		
2011-02	70150	U1	250	SP-30	SP-35		
2016-02	70380, 70385	U1	250	SP-30	SP-35		
2016-02	70530, 70580	U1	250	SP-30	SP-35		
Lawn & Garden Césped y Jardín Jardin et Pelouse	Bear Cat • Truck Vac						
		74950	U1	250	SP-30	SP-35	
Powersports Vehículos Deportivos Sports Motorisés	Big Dog • Commercial Walk-Behind Mowers						
	2022-11	T Series	U1R	225	SP-35R	SP-30R	
	Big Dog • Zero-Turn Mowers						
	2023-11	A Series, Alpha	U1R	225	SP-35R	SP-30R	
	2023-15	Alpha, Alpha MP	U1R	225	SP-35R	SP-30R	
	2022-15	Blackjack, Diablo	U1R	225	SP-35R	SP-30R	
	2016-11	C Series, R Diablo	U1R	225	SP-35R	SP-30R	
	2023-15	Diablo, Diablo MP, Stout	U1R	225	SP-35R	SP-30R	
	2016-11	R Powerbar	U1R	225	SP-35R	SP-30R	
	2016-11	R Series	U1R	225	SP-35R	SP-30R	
	2023-15	Stout, Stout MP	U1R	225	SP-35R	SP-30R	
	2023-16	Trooper	U1R	225	SP-35R	SP-30R	
	2016-11	X Diablo	45	480	SP-45		
	2016-11	X Series	U1R	225	SP-35R	SP-30R	
Reference Referencia Référence	Bob-Cat • Walk Behinds						
		BZT 1250	U1	250	SP-30	SP-35	
		BZT 2000	U1	250	SP-30	SP-35	
		BZT 2250	U1	250	SP-30	SP-35	
		BZT 3310	26	450	MT-26		
		Electric Start	U1	250	SP-30	SP-35	
Bob-Cat • Zero-Turn Mowers							
2009-05	220ES	U1	250	SP-30	SP-35		
2011-10	Fastcat	U1	250	SP-30	SP-35		
2016-10	Fastcat Pro 942406H	U1	250	SP-30	SP-35		
2016-10	Fastcat Pro 942407H	U1	250	SP-30	SP-35		
2016-10	Predator Pro	U1	250	SP-30	SP-35		
2023-10	Predator Pro DFI	U1	250	SP-30	SP-35		
2023-10	Procat	U1	250	SP-30	SP-35		

Year	Model	Group Size	Rating (CCA)	Replacement	Alternate
Bob-Cat • Zero-Turn Mowers (continued)					
2023-12	Procat SE	U1	250	SP-30	SP-35
2009-02	ZT-125	U1	250	SP-30	SP-35
2009-04	ZT-219	U1	250	SP-30	SP-35
2009-04	ZT-219	U1R	250	SP-35R	SP-30R
2009-04	ZT-220	26	450	MT-26	
2003-02	ZT-223	U1	250	SP-30	SP-35
2003-02	ZT-223	U1R	250	SP-35R	SP-30R
2009-04	ZT-225	U1	250	SP-30	SP-35
2009-04	ZT-225	U1R	250	SP-35R	SP-30R
2009-04	ZT-227	U1	250	SP-30	SP-35
2003-02	ZT-331	U1	250	SP-30	SP-35
Bob-Cat • Zero-Turn Radius Riders					
	218ES, LEO 17Hp	U1	250	SP-30	SP-35
	LEO 18 Hp	U1	250	SP-30	SP-35
	LEO 25 Hp	U1	250	SP-30	SP-35
	ZT-218 ES, ZT-226	U1	250	SP-30	SP-35
	ZT-228 EFI	U1	250	SP-30	SP-35
Bolens • Lawn & Garden Tractors: Diesel					
	All Ex G2702 & G2704 Diesel	45		SP-45	
	G2702 Diesel	24		C24-XHD	MT-24
	G2704 Diesel	24		C24-XHD	MT-24
Bolens • Lawn & Garden Tractors: Gas					
	2000 Hydro Series	26R	235	MT-26R	
	2000 Series All Except Hydro	U1	280	SP-35	SP-40
	G-10, G-8	U1	280	SP-35	SP-40
	HT23	26R	235	MT-26R	
	Husky 1050	U1	280	SP-35	SP-40
	Husky 2027	U1	280	SP-35	SP-40
	Husky 2028	U1	280	SP-35	SP-40
	Husky 2030	U1	280	SP-35	SP-40
	Husky 2036	U1	280	SP-35	SP-40
	Husky 2133	U1	280	SP-35	SP-40
	Husky 728	B9-B		IB9-B	
	Husky 770	B9-B		IB9-B	
	Husky 829	B9-B		IB9-B	
	Husky 850	U1	280	SP-35	SP-40
	Husky Hydro Series	26R	235	MT-26R	
	STG 125, STH 125	U1	280	SP-35	SP-40
Branson Tractors • Tractors					
	2810, 3510, 3520, 4020, 4520	29H	350	29H-VHD	
Bunton • Lawn & Garden Tractors					
	All Dsl	U1R	190	SP-30R	SP-35R
	Lawn Lark 32, 36	U1R	190	SP-30R	SP-35R
Bunton • Midsize Walk Behinds					
	B27LB, B28LB, B32L, B36, B48, B52, BHC36, BHC52, BHC61, BHT36, BHT48, BHT52, BHT61, 61, 71	U1	190	SP-18	SP-30
Bunton • Riding Rotary Mowers					
	BHR52, BHRC52	U1	190	SP-18	SP-30
Bunton • Walk Behinds Commercial					
	14 Hp, 15 Hp, 17 Hp, 20 Hp, 21 Hp	U1	190	SP-18	SP-30
	36", 48", 54", 61" Decks	U1	190	SP-18	SP-30
	BBK 36, BBK 48	U1	190	SP-18	SP-30
Bunton • Zero-Turn Mowers					
2007-05	BZT-1250	U1	190	SP-18	SP-30
2007-02	BZT-2190	U1	190	SP-18	SP-30
2004-02	BZT-2230	U1	190	SP-18	SP-30
2007-02	BZT-2250	U1	190	SP-18	SP-30
2004-02	BZT-3310	U1	190	SP-18	SP-30
2007-04	Estate Pro	U1	190	SP-18	SP-30
Bunton • Zero-Turn Radius Riders					
	31 HP Twister Rider	26R	560	MT-26R	
	BBM 50C, BBM60C, BBMC50C, BBMC60C, BBMH50C, BBMH60C	U1	190	SP-18	SP-30
	BZT-2080ES, BZT-2200, BZT-2230LC, BZT-2260EFI	U1	190	SP-18	SP-30
	BZT-2200-D	26	450	MT-26	
	BZT31, BZT48, BZT52, BZT61, BZT72	U1	190	SP-18	SP-30
	BZTC 48, BZTC52, BZTC61, BZTC72	U1	190	SP-18	SP-30
Bush Hog • Zero-Turn Mowers					
2010-06	CZ2149, CZ2349	U1R	260	SP-35R	
2010-06	CZ2355, CZ2555	U1R	260	SP-35R	
2010-06	CZ2561	U1R	260	SP-35R	

Automotive & Light Truck
Automotrices y Camiones Livianos
Automobile et Camionnette

Heavy-Duty Truck
Camiones Para Servicio Pesado
Poids Lourd

Agriculture
Agrícola
Agriculture

Industrial
Industrial
Industrial

Lawn & Garden
Césped y Jardín
Jardin et Pelouse

Powersports
Vehículos Deportivos
Sports Motorisés

Reference
Referencia
Référence

For footnotes, see inside back cover. Notas al Pie de Página 468. Référence de Bas de Page 508.

Di* Distributor item, contact your Interstate Distributor. Artículo del Distribuidor Di*, comuníquese con su Distribuidor de Interstate. Article de distributeur Di*, communiquez avec votre distributeur Interstate.

	Year	Model	Group Size	Rating (CCA)	Replacement	Alternate	
Automotive & Light Truck Automotrices y Camiones Livianos Automobile et Camionnette	Bush Hog • Zero-Turn Mowers (continued)						
	2010	CZ2561K	U1R	260	SP-35R		
	2014-12	EC2555KH2	U1R	260	SP-35R		
	2014-12	EC2561KH2	U1R	260	SP-35R		
	2014-12	EC2761KH2	U1R	260	SP-35R		
	2011-04	ES1744, ES2052	U1R	260	SP-35R		
	2006-04	ES1844, ES1852	U1R	260	SP-35R		
	2011-06	ES2044, ES2352	U1R	260	SP-35R		
	2008-07	ES2344	U1R	260	SP-35R		
		M2254, M2255	U1R	260	SP-35R		
		M2260, M2261	U1R	260	SP-35R		
		M2355, M2360	U1R	260	SP-35R		
	2006-03	M2355A, M2555K	U1R	260	SP-35R		
		M2361, M2554	U1R	260	SP-35R		
		M2560, M2561K	U1R	260	SP-35R		
	2006-03	M2561, M2661	U1R	260	SP-35R		
	M2672	U1R	260	SP-35R			
2006-03	M2673, M2761	U1R	260	SP-35R			
2016-15	M4420PS	U1R	260	SP-35R			
2016-15	M5220KT	U1R	260	SP-35R			
2016-15	M5225CT	U1R	260	SP-35R			
2011-06	PZ2555, PZ2755	U1R	260	SP-35R			
2009-06	PZ2561	U1R	260	SP-35R			
2011-06	PZ2861, PZ2873	U1R	260	SP-35R			
2016-06	PZ3061, PZ3073	U1R	260	SP-35R			
2003-02	ZT18, ZT22	U1R	260	SP-35R			
2003-02	ZT22-W, ZT25	U1R	260	SP-35R			
2003-02	ZT30-D	U1R	260	SP-35R			
Heavy-Duty Truck Camiones Para Servicio Pesado Poids Lourds	Carter Brothers • Lawn & Garden Equipment						
		EZ-502, EZ-502C	B12A-A		IB12A-A		
		EZ-702, EZ-702C	B12A-A		IB12A-A		
	Casde, J.I. • Compact Tractors						
		108XC, 110XC	U1		SP-30	SP-35	
		116XC, 210, 220	U1		SP-30	SP-35	
		222, 444, 446, 448	U1		SP-30	SP-35	
		M-80	B12A-A		IB12A-A		
	Castec • Commercial Mowers						
		326D & 424D	26	450	MT-26		
	Clipper • Commercial Front Cut						
		4820, 6020	U1	400	DI*		
		6023D, 6024G	U1	365	SP-40 ⁴⁸		
		7223G, 7224G	U1	365	SP-40 ⁴⁸		
	Agriculture Agrícola Agriculture	Columbia (MTD,INC.) • Lawn & Garden Equipment					
			387, 397, 455, 485	U1		SP-30	SP-35
		495, 497, 525, 667	U1		SP-30	SP-35	
		760	U1		SP-30	SP-35	
		960 & 990	22NF		SP-22NF		
Commercial Clipper • Lawn & Garden Equipment							
		1810 & 2010	U1		SP-30	SP-35	
Country Clipper • All Residential Models							
		All Residential Models	U1	350	SP-40		
Country Clipper • Mid-Mount Zero Turn Mowers							
		2304 KA, 2304M	U1	350	SP-40		
		2304MT, 2504M	U1	350	SP-40		
		2504MT, 2505KAJ	U1	350	SP-40		
		2505KAT	U1	350	SP-40		
		2505KOJ	U1	350	SP-40		
		2505KOT	U1	350	SP-40		
	2506KOJ	U1	350	SP-40			
Lawn & Garden Césped y Jardín Jardin et Pelouse	Country Clipper • Zero-Turn Mowers						
	2016-04	Charger	U1	350	SP-40		
	2009-04	Jazee One Series	U1	350	SP-40		
	2016-04	Jazee Pro Series	U1	350	SP-40		
	2009-04	Jazee Series	U1	350	SP-40		
	2006-04	Jazee Two Series	U1	350	SP-40		
	2016-04	The Boss	U1	350	SP-40		
	2022-11	Wrangler	U1	350	SP-40		
	Country Clipper • Zetron Boss Series						
		2707KOJ	U1	350	SP-40		
		2707KOT	U1	350	SP-40		
	Powersports Vehículos Deportivos Sports Motorisés	Reference					
		2016-04	Charger	U1	350	SP-40	
		2009-04	Jazee One Series	U1	350	SP-40	
		2016-04	Jazee Pro Series	U1	350	SP-40	
		2009-04	Jazee Series	U1	350	SP-40	
2006-04		Jazee Two Series	U1	350	SP-40		
2016-04		The Boss	U1	350	SP-40		
2022-11		Wrangler	U1	350	SP-40		
Country Clipper • Zetron Boss Series							
		2707KOJ	U1	350	SP-40		
		2707KOT	U1	350	SP-40		
Reference Referencia Référence		Country Clipper • Zetron Boss Series					
			2707KOJ	U1	350	SP-40	
			2707KOT	U1	350	SP-40	

Year	Model	Group Size	Rating (CCA)	Replacement	Alternate
Country Clipper • Zetron Brats (Sit Down - Front Mower)					
	1706KAJ, 1706KAT	U1	190	SP-18	SP-30
	1906KAJ, 1906KAT	U1	190	SP-18	SP-30
Country Clipper • Zetron Series					
	2203F, 2203M	U1	350	SP-40	
	2204M, 2503F	U1	350	SP-40	
	2503M, 2605 KOT	U1	350	SP-40	
	2605KOJ	U1	350	SP-40	
Cub Cadet • Garden Tractors					
2004-02	2146, 2176, 2186	U1	235	SP-30	SP-35
2004-02	2206	U1	235	SP-30	SP-35
2004-02	3184, 3206, 3208	51	450	MT-51	
2004-02	3235, 3240	51	450	MT-51	
2016-05	GT1554, GT2542	U1	245	SP-30	SP-35
2016-05	GT2544, GT2550	U1	245	SP-30	SP-35
2016-05	GT2554	U1	245	SP-30	SP-35
2016-05	GT3100, GT3200	51	435	MT-51	
Cub Cadet • Lawn Tractors					
2016-05	LT1040, LT1042	U1	245	SP-30	SP-35
2016-05	LT1045, LT1046	U1	245	SP-30	SP-35
2016-05	LT1050, SLT1550	U1	245	SP-30	SP-35
2016-05	SLT1554	U1	245	SP-30	SP-35
2023-15	XT1 LT42"	U1	300	SP-35	SP-40
2023-16	XT1 LT42" C	U1	300	SP-35	SP-40
2023-17	XT1 LT42" EFI	U1	300	SP-35	SP-40
2023-15	XT1 LT46"	U1	300	SP-35	SP-40
2023-17	XT1 LT46" EFI FABRICATED DECK	U1	300	SP-35	SP-40
2016-15	XT1 LT46" FABRICATED DECK	U1	300	SP-35	SP-40
2023-15	XT1 LT50"	U1	300	SP-35	SP-40
2016-15	XT1 LT54" FABRICATED DECK	U1	300	SP-35	SP-40
Cub Cadet • Walk Behind Rotary Mowers					
2004-02	5521	26R	500	MT-26R	
Cub Cadet • Zero-Turn Mowers					
2004-02	3648, 3654, 3660	51	450	MT-51	
2009-05	Enforcer 44	U1	245	SP-30	SP-35
2009-05	Enforcer 48	U1	245	SP-30	SP-35
2009-05	Enforcer 54	U1	245	SP-30	SP-35
2004-02	M54-KH	U1	245	SP-30	SP-35
2023-17	RZT L 34	U1	300	SP-35	SP-40
2023-17	RZT L 42	U1	300	SP-35	SP-40
2023-17	RZT L 42 H	U1	300	SP-35	SP-40
2023-17	RZT L 46	U1	300	SP-35	SP-40
2023-14	RZT L 46 H	U1	300	SP-35	SP-40
2016-14	RZT L 50	U1	300	SP-35	SP-40
2023-14	RZT L 54	U1	300	SP-35	SP-40
2023-17	RZT LX 46	U1	300	SP-35	SP-40
2023-17	RZT LX 50	U1	300	SP-35	SP-40
2023-17	RZT LX 54	U1	300	SP-35	SP-40
2023-12	RZT S 42	U1	300	SP-35	SP-40
2016-12	RZT S 46	U1	300	SP-35	SP-40
2023-17	RZT S 46 FAB	U1	300	SP-35	SP-40
2016-12	RZT S 50	U1	300	SP-35	SP-40
2014-12	RZT S 54	U1	300	SP-35	SP-40
2023-14	RZT S 54 KH	U1	300	SP-35	SP-40
2023-14	RZT S 54 KW	U1	300	SP-35	SP-40
2016-10	RZT-42	U1	245	SP-30	SP-35
2014-13	RZT-46	U1	245	SP-30	SP-35
2016-10	RZT-50 KH	U1	245	SP-30	SP-35
2016-10	RZT-50 KW	U1	245	SP-30	SP-35
2016-10	RZT-54 KH	U1	245	SP-30	SP-35
2016-10	RZT-54 KW	U1	245	SP-30	SP-35
2011-10	Tank L48	U1	245	SP-30	SP-35
2011-10	Tank L60	U1	245	SP-30	SP-35
2016-12	Tank LZ 48	U1	300	SP-35	SP-40
2016-12	Tank LZ 54	U1	300	SP-35	SP-40
2016-12	Tank LZ 60 KH	U1	300	SP-35	SP-40
2016-12	Tank LZ 60 KW	U1	300	SP-35	SP-40
2009-02	Tank M48-KW	U1	245	SP-30	SP-35
2009-05	Tank M50-KHS	U1	245	SP-30	SP-35
2011-10	Tank M54-KH	U1	245	SP-30	SP-35
2009-02	Tank M54-KW	U1	245	SP-30	SP-35
2009-02	Tank M60	U1	245	SP-30	SP-35

Automotive & Light Truck
Automotrices y Camiones Livianos
Automobile et Camionnette

Heavy-Duty Truck
Camiones Para Servicio Pesado
Poids Lourd

Agriculture
Agrícola
Agriculture

Industrial
Industrial
Industrial

Lawn & Garden
Césped y Jardín
Jardin et Pelouse

Powersports
Vehículos Deportivos
Sports Motorises

Reference
Referencia
Référence

For footnotes, see inside back cover. Notas al Pie de Página 468. Référence de Bas de Page 508.

Di* Distributor item, contact your Interstate Distributor. Artículo del Distribuidor Di*, comuníquese con su Distribuidor de Interstate. Article de distributeur Di*, communiquez avec votre distributeur Interstate.

	Year	Model	Group Size	Rating (CCA)	Replacement	Alternate	
Automotive & Light Truck Automotrices y Camiones Livianos Automobile et Camionnette	Cub Cadet • Zero-Turn Mowers (continued)						
	2011-10	Tank M60-KH	U1	245	SP-30	SP-35	
	2011-10	Tank M60-KW	U1	245	SP-30	SP-35	
	2009-05	Tank M72	U1	245	SP-30	SP-35	
	2016-10	Tank M72-KW	U1	245	SP-30	SP-35	
	2011-10	Tank S 6031 LP	U1	245	SP-30	SP-35	
	2011-10	Tank S 6032 D	U1	245	SP-30	SP-35	
	2011-10	Tank S 7237 LP	U1	245	SP-30	SP-35	
	2016-12	Tank SZ 48	U1	300	SP-35	SP-40	
	2016-12	Tank SZ 60	U1	300	SP-35	SP-40	
	2023-19	ULTIMA ZT1 42	U1	300	SP-35	SP-40	
	2023-13	ULTIMA ZT1 46	U1	300	SP-35	SP-40	
	2023-02	ULTIMA ZT1 50	U1	300	SP-35	SP-40	
	Heavy-Duty Truck Camiones Para Servicio Pesado Poids Lourd	2023-18	ULTIMA ZT1 54	U1	300	SP-35	SP-40
2023-21		ULTIMA ZT2 50	U1	300	SP-35	SP-40	
2023-21		ULTIMA ZT2 54	U1	300	SP-35	SP-40	
2023-02		ULTIMA ZT2 60	U1	300	SP-35	SP-40	
2023-18		ULTIMA ZT3 60	U1	300	SP-35	SP-40	
2023-02		ULTIMA ZTX4 48	U1	300	SP-35	SP-40	
2022-18		ULTIMA ZTX4 54	U1	300	SP-35	SP-40	
2022-15		ULTIMA ZTX4 60	U1	300	SP-35	SP-40	
2023-02		ULTIMA ZTX5 48	U1	300	SP-35	SP-40	
2023-07		ULTIMA ZTX5 54	U1	300	SP-35	SP-40	
2022-15		ULTIMA ZTX5 60	U1	300	SP-35	SP-40	
2022-19		ULTIMA ZTX6 54	U1	300	SP-35	SP-40	
2022-17		ULTIMA ZTX6 60	U1	300	SP-35	SP-40	
Agriculture Agrícola Agriculture		2016-10	Z Force 48	U1	245	SP-30	SP-35
	2016-10	Z Force 54	U1	245	SP-30	SP-35	
	2011-10	Z Force S 46	U1	245	SP-30	SP-35	
	2011-10	Z Force S 48	U1	245	SP-30	SP-35	
	Industrial Industrial Industriel	2011-10	Z Force S 48 LP	U1	245	SP-30	SP-35
		2011-10	Z Force S 52	U1	245	SP-30	SP-35
		2011-10	Z Force S 54	U1	245	SP-30	SP-35
		2011-10	Z Force S 60	U1	245	SP-30	SP-35
		2011-10	Z Force S 60 LP	U1	245	SP-30	SP-35
		2016-12	Z-Force S 48 Commercial	U1	300	SP-35	SP-40
		2016-12	Z-Force S 60 Commercial	U1	300	SP-35	SP-40
		Cub Cadet (International Harvester) • Garden Tractors					
			AGS 2130	U1	275	SP-35	SP-40
			AGS 2150	U1	275	SP-35	SP-40
		AGS 2160	U1	275	SP-35	SP-40	
		All Other Diesel Models	22F	500	SP-22F ⁴⁸	MTP-75DT	
		All Other Gas Models	U1	275	SP-35	SP-40	
Lawn & Garden Césped y Jardín Jardin et Pelouse			HDS 2135	U1	275	SP-35	SP-40
		HDS 2155	U1	275	SP-35	SP-40	
		HDS 2165	U1	275	SP-35	SP-40	
		HDS 2185	U1	275	SP-35	SP-40	
	Cub Cadet (International Harvester) • Lawn & Garden Tractors						
		1027	U1	235	SP-30	SP-35	
	1106	B14L-A2		IB14L-A2	CYTX14AHL-BS		
	111	U2		DI*			
	1136	B14L-A2		IB14L-A2	CYTX14AHL-BS		
	1170, 1180, 1212	U1	235	SP-30	SP-35		
Powersports Vehículos Deportivos Sports Motorisés		1250	U1	235	SP-30	SP-35	
		128, 129	U1		SP-30	SP-35	
		1450	U1	235	SP-30	SP-35	
		149	U1		SP-30	SP-35	
		1512	22F	500	SP-22F ⁴⁸	MTP-75DT	
		1512, 1515, 1517	U1	235	SP-30	SP-35	
		1572	22F	500	SP-22F ⁴⁸	MTP-75DT	
		1572, 1650	U1	235	SP-30	SP-35	
		169	U1		SP-30	SP-35	
		1772	22F	500	SP-22F ⁴⁸	MTP-75DT	
		1772, 182	U1	235	SP-30	SP-35	
	Reference Referencia Référence		182	B14L-A2		IB14L-A2	CYTX14AHL-BS
			182	U2		DI*	
			2166, 2518, 2523	U1	235	SP-30	SP-35
		282	U1	235	SP-30	SP-35	
		282	B14L-A2		IB14L-A2	CYTX14AHL-BS	
		282	U2		DI*		
		364, 365, 365L	U1	235	SP-30	SP-35	
		382	U1	235	SP-30	SP-35	

Year	Model	Group Size	Rating (CCA)	Replacement	Alternate
Cub Cadet (International Harvester) • Lawn & Garden Tractors (continued)					
382		B14L-A2		IB14L-A2	CYTX14AHL-BS
382		U2		DJ*	
382H		U1	235	SP-30	SP-35
382H		B14L-A2		IB14L-A2	CYTX14AHL-BS
382H		U2		DJ*	
4204		51	450	MT-51	
445		U1	355	SP-40 ⁴⁸	
482, 502		U1	235	SP-30	SP-35
514, 518		B14L-A2		IB14L-A2	CYTX14AHL-BS
5234 D, 5252, 5254		26R	500	MT-26R	
583		U1	235	SP-30	SP-35
583		B14L-A2		IB14L-A2	CYTX14AHL-BS
602		U1	235	SP-30	SP-35
610		26R	500	MT-26R	
702		U1	235	SP-30	SP-35
7192, 7194, 7195		26R	500	MT-26R	
7200, 7205, 7234		26R	500	MT-26R	
7235, 7252, 7254		26R	500	MT-26R	
7260, 7264, 7265		26R	500	MT-26R	
7273, 7300, 7305		26R	500	MT-26R	
7360SS		26R	500	MT-26R	
76		U2		DJ*	
7800		26R	500	MT-26R	
80		U2		DJ*	
800, 804		B14L-A2		IB14L-A2	CYTX14AHL-BS
81		U2		DJ*	
830		B14L-A2		IB14L-A2	CYTX14AHL-BS
8354 SS		26R	500	MT-26R	
85, 85 Special, 86		U2		DJ*	
87		U2		DJ*	
882		22F	500	SP-22F ⁴⁸	MTP-75DT
882, 982		U1	235	SP-30	SP-35
LT 1024, LT 2180		U1		SP-30	SP-35
Cub Cadet (International Harvester) • Sit Down Under Seat Mowers					
All Models		U1		SP-30	SP-35
Cub Cadet (International Harvester) • Z-Series					
The Tank M 72		U1		SP-30	SP-35
Z42, Z48, Z48L35		U1		SP-30	SP-35
Z54, Z54L35		U1		SP-30	SP-35
Cushman • Turf Vehicles					
Front Line		24		C24-XHD	MT-24
Turf Truckster		24		C24-XHD	MT-24
Deutz (Allis-Chalmers) • Lawn & Garden Equipment					
1036, 1814, 1816		U1		SP-30	SP-35
1817		U1		SP-30	SP-35
1914, 1916		26R		MT-26R	
1918 Ex 1989 model		22NF		SP-22NF	
1920 Ex 1989 model		22NF		SP-22NF	
200 Series		26R		MT-26R	
405, 508		B9-B		IB9-B	
600 Series		U1		SP-30	SP-35
700 Series Ex 720 model		26R		MT-26R	
720 model		70		SP-70	MT-75
800 Series		26R		MT-26R	
900 Series		26R		MT-26R	
Diesel: 5220		27F		MTP-27	
Diesel: 5230		27F		MTP-27	
Devere-Locke • Lawn & Garden Equipment					
25, 31-V, 31-VR		U1	165	SP-18	SP-30
EP		22NF	165	SP-22NF	
TR60		U1	165	SP-18	SP-30
TR-9 & TR-12 1/2		U1R	165	SP-30R	SP-35R
Dixie Chopper • Sit Down, Mid-Mount Mowers					
LX2201, XF2500		U1	300	SP-35	SP-40
XF2600		U1	300	SP-35	SP-40
XFD2600		51	450	MT-51	
XW2400, XW2500		U1	300	SP-35	SP-40
XWD2600-60		51	450	MT-51	
XWK2501		U1	300	SP-35	SP-40

Automotive & Light Truck
Automotrices y Camiones Livianos
Automobile et Camionnette

Heavy-Duty Truck
Camiones Para Servicio Pesado
Poids Lourd

Agriculture
Agrícola
Agriculture

Industrial
Industrial
Industrial

Lawn & Garden
Césped y Jardín
Jardin et Pelouse

Powersports
Vehículos Deportivos
Sports Motorisés

Reference
Referencia
Référence

For footnotes, see inside back cover. Notas al Pie de Página 468. Référence de Bas de Page 508.

Di* Distributor item, contact your Interstate Distributor. Artículo del Distribuidor Di*, comuníquese con su Distribuidor de Interstate. Article de distributeur Di*, communiquez avec votre distributeur Interstate.

	Year	Model	Group Size	Rating (CCA)	Replacement	Alternate	
Automotive & Light Truck Automotrices y Camiones Livianos Automobile et Camionnette	Dixie Chopper • Sit Down, Mid-Mount Mowers (continued)						
		XWK2503	U1	300	SP-35	SP-40	
		XXW2500	U1	300	SP-35	SP-40	
		XXXWD5000	51	450	MT-51		
Heavy-Duty Truck Camiones Para Servicio Pesado Poids Lourds	Dixie Chopper • Zero-Turn Mowers						
		5018, 5020, 5024	U1	300	SP-35	SP-40	
		6024, LX2001	U1	300	SP-35	SP-40	
	2016-10	Classic 2750	U1	300	SP-35	SP-40	
	2016-10	Classic 2760	U1	300	SP-35	SP-40	
	2016-13	Classic 2960 EFI	U1	300	SP-35	SP-40	
	2009-03	LP3000, LT2000	U1	300	SP-35	SP-40	
	2009-03	LT2200, LT2500	U1	300	SP-35	SP-40	
	2009-03	LT2700, RB2700	U1	300	SP-35	SP-40	
	2016-13	Magnum 2244	U1	300	SP-35	SP-40	
	2016-13	Magnum 2250	U1	300	SP-35	SP-40	
	2016-13	Magnum 2350 EFI	U1	300	SP-35	SP-40	
	2016-13	Magnum 2460	U1	300	SP-35	SP-40	
	2016-10	Silver Eagle 2550	U1	300	SP-35	SP-40	
	2016-10	Silver Eagle 2734	U1	300	SP-35	SP-40	
	2016-10	Silver Eagle 2744	U1	300	SP-35	SP-40	
	2016-10	Silver Eagle 2750	U1	300	SP-35	SP-40	
	2016-10	Silver Eagle 2760	U1	300	SP-35	SP-40	
	2016-13	Silver Eagle 2760KW	U1	300	SP-35	SP-40	
	2016-13	Silver Eagle 2960 EFI	U1	300	SP-35	SP-40	
	2009-03	SP2800, X2703	U1	300	SP-35	SP-40	
		SP3200, X2001	U1	300	SP-35	SP-40	
		X2503, XF2700	U1	300	SP-35	SP-40	
	2009-03	XFG2700, XG2503	U1	300	SP-35	SP-40	
	2009-03	XG2703, XT3300	U1	300	SP-35	SP-40	
		XK2503, XT3200	U1	300	SP-35	SP-40	
	Agriculture Agrícola Agriculture	2009-03	XWD3500	U1	300	SP-35	SP-40
		2009-03	XWF2700	U1	300	SP-35	SP-40
		2009-03	XXG2703	U1	300	SP-35	SP-40
		2009-03	XXG5400	U1	300	SP-35	SP-40
		XXW4600	U1	300	SP-35	SP-40	
2009-03		XXWD3500	U1	300	SP-35	SP-40	
2002		XXWD5000	U1	300	SP-35	SP-40	
Dixon • Economy Tractor							
		PK1212, 308, 424	U1	250	SP-30	SP-35	
Dixon • Riding Mowers							
		425	U1	250	SP-30	SP-35	
	425	U1R	250	SP-35R	SP-30R		
	426	U1	250	SP-30	SP-35		
	426, 427	U1R	250	SP-35R	SP-30R		
	4500 Series, HL30	U1	250	SP-30	SP-35		
Dixon • Speed ZTR Line							
	HL36, All	U1	250	SP-30	SP-35		
Dixon • Zero-Turn Mowers							
Industrial Industrial Industriel	2010-06	Black Bear 34	U1	250	SP-30	SP-35	
	2010-06	Black Bear 44	U1	250	SP-30	SP-35	
	2009-05	Grizzly ZTR 30	U1	250	SP-30	SP-35	
	2009-05	Grizzly ZTR 52	U1	250	SP-30	SP-35	
	2009-05	Grizzly ZTR 60	U1	250	SP-30	SP-35	
	2009-05	Grizzly ZTR 72	U1	250	SP-30	SP-35	
	2011-05	Kodiak ZTR 50	U1	250	SP-30	SP-35	
	2009-05	Mountain Kodiak ZTR 50	U1	250	SP-30	SP-35	
	2009-05	Mountain Kodiak ZTR 60	U1	250	SP-30	SP-35	
	2009-04	Ram 42, Ram 44	U1	250	SP-30	SP-35	
	2016-10	Ram 48 ZT	U1	250	SP-30	SP-35	
	2009-04	Ram 50	U1	250	SP-30	SP-35	
	2009-05	Silvertip ZTR 60	U1	250	SP-30	SP-35	
	2009-05	Silvertip ZTR 72	U1	250	SP-30	SP-35	
	2016-04	Speed ZTR 30	U1	250	SP-30	SP-35	
		Speed ZTR 36	U1	250	SP-30	SP-35	
	2009-04	Speed ZTR 38	U1	250	SP-30	SP-35	
	2016-04	Speed ZTR 42	U1	250	SP-30	SP-35	
	2009-04	Speed ZTR 44	U1	250	SP-30	SP-35	
	2016-10	Speed ZTR 46	U1	250	SP-30	SP-35	
	2016-10	Speed ZTR 48	U1	250	SP-30	SP-35	
	2016-10	Speed ZTR 54	U1	250	SP-30	SP-35	
	2016-11	Ultra 52, Ultra 61	U1	250	SP-30	SP-35	
		ZTR 1001	U1R	250	SP-35R	SP-30R	
	Lawn & Garden Césped y Jardín Jardin et Pelouse	Dixon • Economy Tractor					
			PK1212, 308, 424	U1	250	SP-30	SP-35
Dixon • Riding Mowers							
		425	U1	250	SP-30	SP-35	
		425	U1R	250	SP-35R	SP-30R	
		426	U1	250	SP-30	SP-35	
		426, 427	U1R	250	SP-35R	SP-30R	
		4500 Series, HL30	U1	250	SP-30	SP-35	
Dixon • Speed ZTR Line							
		HL36, All	U1	250	SP-30	SP-35	
Dixon • Zero-Turn Mowers							
Powersports Vehículos Deportivos Sports Motorisés		2010-06	Black Bear 34	U1	250	SP-30	SP-35
	2010-06	Black Bear 44	U1	250	SP-30	SP-35	
	2009-05	Grizzly ZTR 30	U1	250	SP-30	SP-35	
	2009-05	Grizzly ZTR 52	U1	250	SP-30	SP-35	
	2009-05	Grizzly ZTR 60	U1	250	SP-30	SP-35	
	2009-05	Grizzly ZTR 72	U1	250	SP-30	SP-35	
	2011-05	Kodiak ZTR 50	U1	250	SP-30	SP-35	
	2009-05	Mountain Kodiak ZTR 50	U1	250	SP-30	SP-35	
	2009-05	Mountain Kodiak ZTR 60	U1	250	SP-30	SP-35	
	2009-04	Ram 42, Ram 44	U1	250	SP-30	SP-35	
	2016-10	Ram 48 ZT	U1	250	SP-30	SP-35	
	2009-04	Ram 50	U1	250	SP-30	SP-35	
	2009-05	Silvertip ZTR 60	U1	250	SP-30	SP-35	
	2009-05	Silvertip ZTR 72	U1	250	SP-30	SP-35	
	2016-04	Speed ZTR 30	U1	250	SP-30	SP-35	
		Speed ZTR 36	U1	250	SP-30	SP-35	
	2009-04	Speed ZTR 38	U1	250	SP-30	SP-35	
	2016-04	Speed ZTR 42	U1	250	SP-30	SP-35	
	2009-04	Speed ZTR 44	U1	250	SP-30	SP-35	
	2016-10	Speed ZTR 46	U1	250	SP-30	SP-35	
	2016-10	Speed ZTR 48	U1	250	SP-30	SP-35	
	2016-10	Speed ZTR 54	U1	250	SP-30	SP-35	
	2016-11	Ultra 52, Ultra 61	U1	250	SP-30	SP-35	
		ZTR 1001	U1R	250	SP-35R	SP-30R	
	Reference Referencia Référence	Dixon • Economy Tractor					
			PK1212, 308, 424	U1	250	SP-30	SP-35
Dixon • Riding Mowers							
		425	U1	250	SP-30	SP-35	
		425	U1R	250	SP-35R	SP-30R	
		426	U1	250	SP-30	SP-35	
		426, 427	U1R	250	SP-35R	SP-30R	
		4500 Series, HL30	U1	250	SP-30	SP-35	
Dixon • Speed ZTR Line							
		HL36, All	U1	250	SP-30	SP-35	
Dixon • Zero-Turn Mowers							
2010-06		Black Bear 34	U1	250	SP-30	SP-35	
2010-06	Black Bear 44	U1	250	SP-30	SP-35		
2009-05	Grizzly ZTR 30	U1	250	SP-30	SP-35		
2009-05	Grizzly ZTR 52	U1	250	SP-30	SP-35		
2009-05	Grizzly ZTR 60	U1	250	SP-30	SP-35		
2009-05	Grizzly ZTR 72	U1	250	SP-30	SP-35		
2011-05	Kodiak ZTR 50	U1	250	SP-30	SP-35		
2009-05	Mountain Kodiak ZTR 50	U1	250	SP-30	SP-35		
2009-05	Mountain Kodiak ZTR 60	U1	250	SP-30	SP-35		
2009-04	Ram 42, Ram 44	U1	250	SP-30	SP-35		
2016-10	Ram 48 ZT	U1	250	SP-30	SP-35		
2009-04	Ram 50	U1	250	SP-30	SP-35		
2009-05	Silvertip ZTR 60	U1	250	SP-30	SP-35		
2009-05	Silvertip ZTR 72	U1	250	SP-30	SP-35		
2016-04	Speed ZTR 30	U1	250	SP-30	SP-35		
	Speed ZTR 36	U1	250	SP-30	SP-35		
2009-04	Speed ZTR 38	U1	250	SP-30	SP-35		
2016-04	Speed ZTR 42	U1	250	SP-30	SP-35		
2009-04	Speed ZTR 44	U1	250	SP-30	SP-35		
2016-10	Speed ZTR 46	U1	250	SP-30	SP-35		
2016-10	Speed ZTR 48	U1	250	SP-30	SP-35		
2016-10	Speed ZTR 54	U1	250	SP-30	SP-35		
2016-11	Ultra 52, Ultra 61	U1	250	SP-30	SP-35		
	ZTR 1001	U1R	250	SP-35R	SP-30R		

Year	Model	Group Size	Rating (CCA)	Replacement	Alternate
Dixon • Zero-Turn Mowers (continued)					
	ZTR 1950	U1	250	SP-30	SP-35
	ZTR 2300	U1	250	SP-30	SP-35
	ZTR 2560	U1	250	SP-30	SP-35
	ZTR 2700	70	250	SP-70	MT-75
2004-02	ZTR 3014	U1	250	SP-30	SP-35
	ZTR 304, ZTR 312	U1R	250	SP-35R	SP-30R
2004-02	ZTR 3303	U1	250	SP-30	SP-35
2004-02	ZTR 3304	U1	250	SP-30	SP-35
	ZTR 361, ZTR 428	U1R	250	SP-35R	SP-30R
2004-02	ZTR 4423	U1	250	SP-30	SP-35
	ZTR 4425	U1	250	SP-30	SP-35
	ZTR 4426	U1	250	SP-30	SP-35
2004-02	ZTR 4515B	U1	250	SP-30	SP-35
2004-02	ZTR 4516K	U1	250	SP-30	SP-35
	ZTR 4518	U1	250	SP-30	SP-35
2004-02	ZTR 5017	U1R	250	SP-35R	SP-30R
2004-02	ZTR 5020	U1	250	SP-30	SP-35
	ZTR 5022	U1R	250	SP-35R	SP-30R
2004-02	ZTR 5023	U1	250	SP-30	SP-35
	ZTR 5423	U1R	250	SP-35R	SP-30R
	ZTR 5424	U1R	250	SP-35R	SP-30R
	ZTR 5425	U1	250	SP-30	SP-35
	ZTR 5502	U1R	250	SP-35R	SP-30R
	ZTR 6022	U1	250	SP-30	SP-35
	ZTR 6023	U1	250	SP-30	SP-35
2004-02	ZTR 6025	U1	250	SP-30	SP-35
	ZTR 6072	U1	250	SP-30	SP-35
2004-02	ZTR 7025	U1	250	SP-30	SP-35
	ZTR 7523	U1	250	SP-30	SP-35
2004-02	ZTR 8025	70	500	SP-70	MT-75
2004-02	ZTR 8025	U1	250	SP-30	SP-35
2004-02	ZTR 8026D	70	500	SP-70	MT-75
Dynamark (AMF Lawn and Garden) • Riding Mowers					
	11/30, 12.5/40	U1	230	SP-30	SP-35
	1200 Series	U1	230	SP-30	SP-35
	14.5/40, 18/43	U1	230	SP-30	SP-35
	3188, 3189, 3812	U1	230	SP-30	SP-35
	3912, 3916, 4012	U1	230	SP-30	SP-35
	4518, 4618, 5180	U1	230	SP-30	SP-35
	5181, 5184, 5188	U1	230	SP-30	SP-35
	5283, 5285, 5288	U1	230	SP-30	SP-35
	5289, 5293, 5296	U1	230	SP-30	SP-35
	5297, 8-Hp Rider	U1	230	SP-30	SP-35
	A3611	U1	230	SP-30	SP-35
E.T. Rugg Company • Lawn & Garden Equipment					
	5049-E2, 5049-E4	U1		SP-30	SP-35
	5069-E, 5088-E	U1		SP-30	SP-35
	5089-E, PK1212	U1		SP-30	SP-35
Encore • Prowler Front-Cut					
	FC 52", FC 61"	U1		SP-30	SP-35
	Front Cut 26.5" Diesel	U1R		SP-30R	SP-35R
	Mid Cut 22" Gas	U1		SP-30	SP-35
	Mid Cut 31" Gas	U1R		SP-30R	SP-35R
Encore • Prowler Mid-Cut					
	MC61" (22 Hp)	U1		SP-30	SP-35
	MC72" (31 Hp)	U1		SP-30	SP-35
Encore • Riding Mowers					
	36K 250, 48B 350	26R	350	MT-26R	
	48B 450, 48K 250	26R	350	MT-26R	
	60B 350, 60B 450	26R	350	MT-26R	
Encore • Sit Down, Front Cut					
	Prowler Pro 52	U1		SP-30	SP-35
	Prowler Pro 61	U1		SP-30	SP-35
	Prowler Pro 72	26R	350	MT-26R	
Encore • Walk-Behinds					
	32B 100, 32K 100	U1	175	SP-18	SP-30
	36K 100, 36K 200	U1	175	SP-18	SP-30
	36K 250	U1	175	SP-18	SP-30
	46B 350	22F	350	SP-22F	
	48B 350WT	U1		SP-30	SP-35

Automotive & Light Truck
Automotrices y Camiones Livianos
Automobile et Camionnette

Heavy-Duty Truck
Camiones Para Servicio Pesado
Poids Lourd

Agriculture
Agrícola
Agriculture

Industrial
Industrial
Industrial

Lawn & Garden
Césped y Jardín
Jardin et Pelouse

Powersports
Vehículos Deportivos
Sports Motorisés

Reference
Referencia
Référence

For footnotes, see inside back cover. Notas al Pie de Página 468. Référence de Bas de Page 508.

Di* Distributor item, contact your Interstate Distributor. Artículo del Distribuidor Di*, comuníquese con su Distribuidor de Interstate. Article de distributeur Di*, communiquez avec votre distributeur Interstate.

	Year	Model	Group Size	Rating (CCA)	Replacement	Alternate
Automotive & Light Truck Automotrices y Camiones Livianos Automobile et Camionnette	Encore • Walk-Behinds (continued)					
		48B 450	22F	350	SP-22F	
		48B 450WT	U1		SP-30	SP-35
		48K 200	U1		SP-30	SP-35
		48K 250WT	U1		SP-30	SP-35
		52B 300, 52B 350	U1		SP-30	SP-35
		52B 450, 56K 200	U1		SP-30	SP-35
		60B 350, 60B 450	22F	350	SP-22F	
Heavy-Duty Truck Camiones Para Servicio Pesado Poids Lourds	Encore • Zero-Turn Mowers					
	2023-16	Edge EE52FR691V32	U1	280	SP-35	SP-40
	2023-20	Edge EE52FR691V32SS	U1	280	SP-35	SP-40
	2023-18	Edge EE52FX691V34	U1	280	SP-35	SP-40
	2023-20	Edge EE60FR730V32	U1	280	SP-35	SP-40
	2023-20	Edge EE60FR730V32SS	U1	280	SP-35	SP-40
	2008-04	X-TREME 48, Z-34	U1	190	SP-18	SP-30
	2016-04	X-TREME 52	U1	190	SP-18	SP-30
	2016-04	X-TREME 60	U1	190	SP-18	SP-30
	2008-02	Z-42	U1	190	SP-18	SP-30
2003-02	Z-48, Z-52	U1	190	SP-18	SP-30	
Agriculture Agrícola Agriculture	Encore • Zero-Turn Radius Riders					
		42B 350Z	U1		SP-30	SP-35
		48B 450Z	U1		SP-30	SP-35
Agriculture Agrícola Agriculture	Engineering Products Company • Lawn & Garden Equipment					
		Jim Dundy	U1R		SP-30R	SP-35R
		Power King	22NF		SP-22NF	
Industrial Industrial Industriel	Excel • Lawn & Garden Equipment					
		250, 2500 Compact	U1	190	SP-18	SP-30
		251, 251K, 260	U1	190	SP-18	SP-30
		261, 262	U1	190	SP-18	SP-30
		275, 285, 295	24F	460	MT-24F	MTP-24F
		305D, 320, 340	24F	460	MT-24F	MTP-24F
		400	24F	460	MT-24F	MTP-24F
		4100-4500 Series	24F	460	MT-24F	MTP-24F
		440, Hustler	24F	460	MT-24F	MTP-24F
	Lawn & Garden Césped y Jardín Jardin et Pelouse	Exmark • Commercial Walk-Behind Mowers				
2010-04		Metro	U1	245	SP-30	SP-35
2011-02		Turf Tracer	U1	245	SP-30	SP-35
2010-04		Turf Tracer HP	U1	245	SP-30	SP-35
2016-11		Turf Tracer S Series	U1	235	SP-30	SP-35
2016-04		Viking	U1	245	SP-30	SP-35
2003-02		Viking Hydro	U1	245	SP-30	SP-35
Exmark • Lawn & Garden Equipment						
		Commercial 60	U1	245	SP-30	SP-35
Exmark • Riding Rotary Turf Mowers						
2003-02	Turf Ranger	U1	245	SP-30	SP-35	
Exmark • Walk Behind Rotary Mowers						
2016-02	Metro 21 Series	U1	245	SP-30	SP-35	
2016-04	Metro 26 Series	U1	245	SP-30	SP-35	
Exmark • Zero-Turn Mowers						
2009-04	FrontRunner	U1	245	SP-30	SP-35	
2009-04	Lazer Z	U1	245	SP-30	SP-35	
2009-04	Lazer Z AS	U1	245	SP-30	SP-35	
2009-04	Lazer Z CT	U1	245	SP-30	SP-35	
2011-10	Lazer Z D 60	U1	245	SP-30	SP-35	
2011-10	Lazer Z D 72	U1	245	SP-30	SP-35	
2016-10	Lazer Z E 48	U1	260	SP-35	SP-40	
2016-10	Lazer Z E 52	U1	260	SP-35	SP-40	
2003-02	Lazer Z EPS	U1	245	SP-30	SP-35	
2009-02	Lazer Z HP	U1	245	SP-30	SP-35	
2003-02	Lazer Z Liquid Cooled	U1	245	SP-30	SP-35	
2011-10	Lazer Z S 48	U1	245	SP-30	SP-35	
2016-12	Lazer Z S 52	U1	245	SP-30	SP-35	
2016-10	Lazer Z S 60	U1	245	SP-30	SP-35	
2016-10	Lazer Z S 72	U1	245	SP-30	SP-35	
2011-10	Lazer Z X 48	U1	245	SP-30	SP-35	
2016-10	Lazer Z X 52	U1	245	SP-30	SP-35	
2016-10	Lazer Z X 60	U1	245	SP-30	SP-35	
2016-10	Lazer Z X 72	U1	245	SP-30	SP-35	
2003-02	Lazer Z XP	U1	245	SP-30	SP-35	
2009-04	Lazer Z XS	U1	245	SP-30	SP-35	
	Lazer ZEFi	U1	245	SP-30	SP-35	

Year	Model	Group Size	Rating (CCA)	Replacement	Alternate
Exmark • Zero-Turn Mowers (continued)					
2009-04	Navigator	U1	245	SP-30	SP-35
2016-10	Navigator 42	U1	245	SP-30	SP-35
2016-10	Navigator 48	U1	245	SP-30	SP-35
2009-06	Phazer	U1	245	SP-30	SP-35
2016-10	Pioneer E-Series 48	U1	245	SP-30	SP-35
2016-10	Pioneer E-Series 52	U1	245	SP-30	SP-35
2016-12	Pioneer S-Series 44	U1	260	SP-35	SP-40
2016-10	Pioneer S-Series 48	U1	260	SP-35	SP-40
2016-10	Pioneer S-Series 52	U1	260	SP-35	SP-40
2016-12	Pioneer S-Series 60	U1	260	SP-35	SP-40
2016-10	Quest 42, Quest 50	U1	245	SP-30	SP-35
2016-12	Vantage 48	U1	245	SP-30	SP-35
2016-12	Vantage 52	U1	245	SP-30	SP-35
Ferris • Commercial Walk-Behind Mowers					
2006-04	Hydro Walk DD	U1	245	SP-30	SP-35
2003-02	Hydro Walk SD	U1	245	SP-30	SP-35
2016-04	Hydrocut	U1	340	SP-40	
Ferris • Lawn & Garden Equipment					
	Commercial 52	U1	245	SP-30	SP-35
	Criterion 320	U1	245	SP-30	SP-35
	Criterion 430, CTR	U1	245	SP-30	SP-35
	G1418, G1818	U1	245	SP-30	SP-35
	G1820, H1618	U1	245	SP-30	SP-35
	H1818, H2020	U1	245	SP-30	SP-35
Ferris • Mid-Mount Zero Turn Mowers					
	IS 1000Z	26	245	MT-26	
	IS 1000Z	U1	245	SP-30	SP-35
	IS 3000Z	26	245	MT-26	
	IS 3000ZF	U1	245	SP-30	SP-35
	IS 4000Z	26	245	MT-26	
	IS 4000Z, IS 5000Z	58	245	MT-58	
Ferris • Out Front Mowers					
	Pro Cut 30	U1	245	SP-30	SP-35
Ferris • Riders					
	Pro Cut 19	U1	245	SP-30	SP-35
	Pro Cut 61	U1	245	SP-30	SP-35
	Pro Driver 72	U1	245	SP-30	SP-35
Ferris • Riding Rotary Turf Mowers					
2016-04	Pro Cut 20	U1	245	SP-30	SP-35
2003-02	Pro Cut 22	U1	245	SP-30	SP-35
2003-02	Pro Cut 32	U1	245	SP-30	SP-35
Ferris • Zero-Turn Mowers					
2016-11	Evolution	U1	340	SP-40	
2016-04	IS 1500Z, IS 2000Z	U1	245	SP-30	SP-35
2016-09	IS 2500Z	U1	245	SP-30	SP-35
2016-04	IS 3100Z	U1	245	SP-30	SP-35
2016-10	IS 3100ZP	U1	245	SP-30	SP-35
2011-04	IS 4500Z	58	245	MT-58	
2016-04	IS 5100Z	26	245	MT-26	
2016-04	IS 5100Z	58	245	MT-58	
2016-12	IS 600Z, IS 700Z	U1	340	SP-40	
2003-02	Pro Cut Z	U1	245	SP-30	SP-35
2010-02	Ultra Belt GD	U1	245	SP-30	SP-35
Flo-Mow Mower Company • Lawn & Garden Equipment					
	Jetx 26	22NF		SP-22NF	
	Jetx 2668, 100, 120	U1		SP-30	SP-35
Ford • Lawn & Garden Tractors					
	125, 145, 165, 66	U1		SP-30	SP-35
	70, 75, 80, LGT100	U1		SP-30	SP-35
	LGT120, LGT125	U1		SP-30	SP-35
	LGT145, LGT165	U1		SP-30	SP-35
	LT75, RMT66	U1		SP-30	SP-35
General Appliance • Lawn & Garden Equipment					
	All Electric Start	U1		SP-30	SP-35
General Power (Tru-Test, Wheeler, Lawn Chief) • Lawn & Garden Tractors					
	3-725-E7, 3-725-E8	B12A-A		IB12A-A	
	3-725-E9, WES725	B12A-A		IB12A-A	
	WES725-FS	B12A-A		IB12A-A	

Automotive & Light Truck
Automotrices y Camiones Livianos
Automobile et Camionnette

Heavy-Duty Truck
Camiones Para Servicio Pesado
Poids Lourd

Agriculture
Agrícola
Agriculture

Industrial
Industrial
Industrial

Lawn & Garden
Césped y Jardín
Jardin et Pelouse

Powersports
Vehículos Deportivos
Sports Motorises

Reference
Referencia
Référence

For footnotes, see inside back cover. Notas al Pie de Página 468. Référence de Bas de Page 508.

Di* Distributor item, contact your Interstate Distributor. Artículo del Distribuidor Di*, comuníquese con su Distribuidor de Interstate. Article de distributeur Di*, communiquez avec votre distributeur Interstate.

	Year	Model	Group Size	Rating (CCA)	Replacement	Alternate	
Automotive & Light Truck Automotrices y Camiones Livianos Automobile et Camionnette	Giant-Vac • Leaf Vacuums						
	2023-02	1001-CHW	U1	235	SP-30	SP-35	
	2023-02	1901-CEHW	B14L-A2		IB14L-A2	CYTX14AHL-BS	
	2023-02	2501-CEHW	U1	235	SP-30	SP-35	
	Giant-Vac • Mowers						
		Giant Mow	B14L-A2		IB14L-A2	CYTX14AHL-BS	
	Giant-Vac • Pro Series						
		Pro Series	U1	235	SP-30	SP-35	
	Heavy-Duty Truck Camiones Para Servicio Pesado Poids Lourds	Giant-Vac • Vacuums					
			1601-CEHW	B14L-A2		IB14L-A2	CYTX14AHL-BS
2023-99		2501 CEHW	U1	235	SP-30	SP-35	
		3001-CHW	U1	235	SP-30	SP-35	
		6001-CHW	U1	235	SP-30	SP-35	
Giant-Vac • Walk Behinds							
		1601-CHW	U1	235	SP-30	SP-35	
		1901-CHW	U1	235	SP-30	SP-35	
		2501-CHW	U1	235	SP-30	SP-35	
		Turf Dominator	B14L-A2		IB14L-A2	CYTX14AHL-BS	
Agriculture Agrícola Agriculture	Gilson • Garden Tractors						
		14, 14E, 14HE	U1		SP-30	SP-35	
		18E, 18HE, All	U1		SP-30	SP-35	
	Gilson • Turf Vehicles						
		53018, 53019	26R		MT-26R		
		53021, 53023	26R		MT-26R		
		53024, 53025	26R		MT-26R		
		53026, 53027	26R		MT-26R		
		53028	26R		MT-26R		
		53037, 11E, 11EH	U1		SP-30	SP-35	
Industrial Industrial Industriel	Gilson • Yard Tractors						
		12.5, 12E, 16, 16E	U1		SP-30	SP-35	
		16EH, NA1500	U1		SP-30	SP-35	
	Gossen • Bale Choppers						
		NA6000, NA8500	U1		SP-30	SP-35	
		SBC500P	U1		SP-30	SP-35	
		SBC6000, G-350	U1		SP-30	SP-35	
	Grasshopper • Lawn & Garden Tractors						
		1200, 1212, 1600	U1	235	SP-30	SP-35	
		411, 600 Series	U1	235	SP-30	SP-35	
	700 Series (Air cooled)	U1	235	SP-30	SP-35		
	700 Series (Liquid cooled)	70	500	SP-70	MT-75		
	800 Series (Air cooled)	U1	235	SP-30	SP-35		
	800 Series (Liquid cooled)	70	500	SP-70	MT-75		
	900 Series	U1	235	SP-30	SP-35		
Lawn & Garden Césped y Jardín Jardin et Pelouse	Grasshopper • Mowers						
	2007	MidMount	U1	250	SP-30	SP-35	
	Grasshopper • Sit Down, Front Cut						
		725	70	500	SP-70	MT-75	
	Grasshopper • Zero-Turn Mowers						
	2009-04	120, 120K, 218	U1	235	SP-30	SP-35	
	2004-02	220, 225, 720	U1	235	SP-30	SP-35	
	2009-04	223, 227, 233	U1	235	SP-30	SP-35	
	2009-04	322D	70	500	SP-70	MT-75	
	2009-03	327	U1	235	SP-30	SP-35	
2009-03	428D	70	500	SP-70	MT-75		
2009-04	432, 718KH2	U1	235	SP-30	SP-35		
2003-02	614, 718, 721	U1	235	SP-30	SP-35		
2009-02	616, 618	U1	235	SP-30	SP-35		
2003-02	721D, 721D2	70	500	SP-70	MT-75		
2009-04	721DH2, 722D2	70	500	SP-70	MT-75		
2009-04	723KH2, 727K2	U1	235	SP-30	SP-35		
2004-02	725K	U1	235	SP-30	SP-35		
2009-04	729G2	U1	235	SP-30	SP-35		
2009-04	928D2	70	500	SP-70	MT-75		
Reference Referencia Référence	2016-10	Front Mount 616T	U1	235	SP-30	SP-35	
	2016-10	Front Mount 620T	U1	235	SP-30	SP-35	
	2016-10	Front Mount 721DT	70	500	SP-70	MT-75	
	2016-10	Front Mount 723T	U1	235	SP-30	SP-35	
	2016-10	Front Mount 725DT	70	500	SP-70	MT-75	
	2016-10	Front Mount 727T	U1	235	SP-30	SP-35	
	2016-10	Front Mount 729BT	U1	235	SP-30	SP-35	
	2016-10	Front Mount 729T	U1	235	SP-30	SP-35	

Year	Model	Group Size	Rating (CCA)	Replacement	Alternate
Grasshopper • Zero-Turn Mowers (continued)					
2016-10	Front Mount 735BT	U1	235	SP-30	SP-35
2016-10	Front Mount 930D	70	500	SP-70	MT-75
2016-04	Front Mount 932	U1	235	SP-30	SP-35
2016-10	Mid Mount 120K	U1	235	SP-30	SP-35
2016-10	Mid Mount 124	U1	235	SP-30	SP-35
2016-10	Mid Mount 220	U1	235	SP-30	SP-35
2016-10	Mid Mount 223	U1	235	SP-30	SP-35
2016-10	Mid Mount 227	U1	235	SP-30	SP-35
2016-02	Mid Mount 321D	70	500	SP-70	MT-75
2016-10	Mid Mount 325D	70	500	SP-70	MT-75
2016-04	Mid Mount 329	U1	235	SP-30	SP-35
2016-10	Mid Mount 329B	U1	235	SP-30	SP-35
2016-10	Mid Mount 335	U1	235	SP-30	SP-35
2016-10	Mid Mount 403D	70	500	SP-70	MT-75
2016-10	Mid Mount 432	U1	235	SP-30	SP-35
Gravelly • Chipper/Shredders					
	ProChip 210	24	630	MTP-24	
	ProChip 310	24	630	MTP-24	
	ProChip 395	24	630	MTP-24	
Gravelly • Commercial Walk-Behind Mowers					
2011-04	320HD	U1	540	DI*	
2003-02	Pro 150 Series	U1R		SP-30R	SP-35R
Gravelly • Lawn & Garden Tractors					
	GLT 440, GLT 448	U1		SP-30	SP-35
	GLT600	U1R		SP-30R	SP-35R
Gravelly • Mowers					
2007-06	XDZ	U1	300	SP-35	SP-40
2007	XL Series	U1	300	SP-35	SP-40
2007	XLP Series	U1	300	SP-35	SP-40
Gravelly • Out Front Mowers					
2007	Outfront	U1	300	SP-35	SP-40
	PM 250	70	525	SP-70	MT-75
	PM 310	U1	540	DI*	
2007-06	PM 320Z	U1	300	SP-35	SP-40
	PM 360, PM 468	24F	525	MT-24F	MTP-24F
	Pro 12.5, Pro 15	U1R		SP-30R	SP-35R
	Promaster Series 100	U1R		SP-30R	SP-35R
	Promaster Series 200 Ex 260Z	U1R		SP-30R	SP-35R
	Promaster Series 300	U1R		SP-30R	SP-35R
	Promaster Series 360	26R	440	MT-26R	
	Promaster Series 400	24F	525	MT-24F	MTP-24F
Gravelly • Pro G Series Mowers					
	988100, 988101	26R	440	MT-26R	
	988103, 988104	26R	440	MT-26R	
	988105, 988106	U1		SP-30	SP-35
	988107, 988108	U1		SP-30	SP-35
	988109	U1		SP-30	SP-35
	988110, 988112	26R	440	MT-26R	
	988113	U1		SP-30	SP-35
	988114, 988115	26R	440	MT-26R	
Gravelly • Riding Rotary Turf Mowers					
2003-02	PM 300	24F	525	MT-24F	MTP-24F
2003-02	PM 460	U1	540	DI*	
Gravelly • Skidster					
	200	U1R		SP-30R	SP-35R
Gravelly • Two-Wheel Tractor Power Units					
	Professional 10	26R	440	MT-26R	
	Professional 12	26R	440	MT-26R	
	Professional 16	26R	440	MT-26R	
	Professional 18	26R	440	MT-26R	
	Professional 8	U1R		SP-30R	SP-35R
Gravelly • Vacuums					
	ProVac 1050	26R	440	MT-26R	
Gravelly • Walk-Behinds					
	Pro 60	B16L-B		CYTX20L-BS	
Gravelly • Zero-Turn Mowers					
2009-04	144Z, 148Z, 152Z	U1	340	SP-40	
2009-04	160Z	U1	340	SP-40	
2009-04	252Z, 260Z, 272Z	70	525	SP-70	MT-75
2003-02	260Z	U1	300	SP-35	SP-40

Automotive & Light Truck
Automotrices y Camiones Livianos
Automobile et Camionnette

Heavy-Duty Truck
Camiones Para Servicio Pesado
Poids Lourd

Agriculture
Agrícola
Agriculture

Industrial
Industrial
Industrial

Lawn & Garden
Césped y Jardín
Jardin et Pelouse

Powersports
Vehículos Deportivos
Sports Motorisés

Reference
Referencia
Référence

For footnotes, see inside back cover. Notas al Pie de Página 468. Référence de Bas de Page 508.

DI* Distributor item, contact your Interstate Distributor. Artículo del Distribuidor DI*, comuníquese con su Distribuidor de Interstate. Article de distributeur DI*, communiquez avec votre distributeur Interstate.

	Year	Model	Group Size	Rating (CCA)	Replacement	Alternate	
Automotive & Light Truck Automotrices y Camiones Livianos Automobile et Camionnette	Gravely • Zero-Turn Mowers (continued)						
	2022-10	Compact-Pro 34	U1	300	SP-35	SP-40	
	2023-10	Compact-Pro 44	U1	300	SP-35	SP-40	
	2003-02	PM 250Z	U1	340	SP-40		
	2016-10	Pro-Ride 254	U1	440	DI*		
	2023-10	Pro-Ride 260	U1	440	DI*		
	2016-10	Pro-Ride 266	U1	440	DI*		
	2016-10	Pro-Turn 148	U1	250	SP-30	SP-35	
	2022-17	Pro-Turn 148	U1	300	SP-35	SP-40	
	2016-10	Pro-Turn 152	U1	250	SP-30	SP-35	
Heavy-Duty Truck Camiones Para Servicio Pesado Poids Lourds	2022-17	Pro-Turn 152	U1	300	SP-35	SP-40	
	2022-17	Pro-Turn 160	U1	300	SP-35	SP-40	
	2023-10	Pro-Turn 160	U1	250	SP-30	SP-35	
	2022-17	Pro-Turn 252	U1	300	SP-35	SP-40	
	2023-12	Pro-Turn 252	U1	250	SP-30	SP-35	
	2016-10	Pro-Turn 260	U1	250	SP-30	SP-35	
	2022-17	Pro-Turn 260	U1	300	SP-35	SP-40	
	2011-10	Pro-Turn 266	U1	250	SP-30	SP-35	
	2022-17	Pro-Turn 272	U1	300	SP-35	SP-40	
	2023-12	Pro-Turn 272	U1	250	SP-30	SP-35	
Agriculture Agrícola Agriculture	2022-17	Pro-Turn 452	U1	300	SP-35	SP-40	
	2023-12	Pro-Turn 452	U1	250	SP-30	SP-35	
	2016-12	Pro-Turn 460	70	540		MT-75	
	2016-12	Pro-Turn 460	U1	250	SP-30	SP-35	
	2016-12	Pro-Turn 472	70	540		MT-75	
	2016-12	Pro-Turn 472	U1	250	SP-30	SP-35	
	2016-10	ZT 34, ZT 42	U1	250	SP-30	SP-35	
	2023-17	ZT 34, ZT 42	U1	190	SP-18	SP-30	
	2016-10	ZT 50	U1	250	SP-30	SP-35	
	2018-17	ZT 50	U1	190	SP-18	SP-30	
Industrial Industriel Industriel	2016-12	ZT HD 44	U1	190	SP-18	SP-30	
	2023-10	ZT HD 48	U1	190	SP-18	SP-30	
	2023-10	ZT HD 52	U1	190	SP-18	SP-30	
	2023-12	ZT HD 60	U1	190	SP-18	SP-30	
	2023-15	ZT X 42, ZT X 52	U1	190	SP-18	SP-30	
	2023-10	ZT XL 42	U1	190	SP-18	SP-30	
	2016-10	ZT XL 48, ZT XL 54	U1	190	SP-18	SP-30	
	2023-17	ZT XL 52, ZT XL 60	U1	190	SP-18	SP-30	
	Gravely • Zero-Turn Radius Mowers						
			ZT1740, ZT1842	U1		SP-30	SP-35
		ZT2048, ZT2050	U1		SP-30	SP-35	
		ZT2148, ZT2352	U1		SP-30	SP-35	
Lawn & Garden Césped y Jardín Jardin et Pelouse	Great Dane • Commercial Walk-Behind Mowers						
	2010-05	Scamper 48	U1	265	SP-35	SP-40	
	2010-05	Scamper 52	U1	265	SP-35	SP-40	
	2010-05	Scamper HG 36	U1	265	SP-35	SP-40	
	2010-05	Scamper HG 48	U1	265	SP-35	SP-40	
	2010-05	Scamper Hydro	U1	265	SP-35	SP-40	
	Great Dane • Sit Downs						
		Chariot XL 48	U1	265	SP-35	SP-40	
Powersports Vehículos Deportivos Sports Motorisés	Great Dane • Walk-Behinds						
			Champ	U1	265	SP-35	SP-40
			Chariot Jr Line	U1	265	SP-35	SP-40
			GD 51KH	U1	265	SP-35	SP-40
			GDZ 52KH	U1	265	SP-35	SP-40
	Great Dane • Zero-Turn Mowers						
	2010-05	Brutus	U1	265	SP-35	SP-40	
2005-02	Chariot	U1	265	SP-35	SP-40		
2008-05	Chariot 48	U1	265	SP-35	SP-40		
2008-05	Chariot 52	U1	265	SP-35	SP-40		
2008-05	Chariot 61	U1	265	SP-35	SP-40		
2005-02	Chariot Jr.	U1	340	SP-40			
2008-05	Chariot XL 61	U1	265	SP-35	SP-40		
2008-05	Chariot XL 72	U1	265	SP-35	SP-40		
2005-03	Gateway 52	U1	340	SP-40			
2005-02	Scamper	U1	265	SP-35	SP-40		
2008-05	Super Surfer 48	U1	265	SP-35	SP-40		
2008-05	Super Surfer 52	U1	265	SP-35	SP-40		
2008-05	Super Surfer 61	U1	265	SP-35	SP-40		
2008-06	Surfer	U1	265	SP-35	SP-40		

Year	Model	Group Size	Rating (CCA)	Replacement	Alternate
Hahn • Lawn & Garden Tractors					
	126, 130, 132, 736	U1		SP-30	SP-35
	836, 11/76, 11/77	U1		SP-30	SP-35
Heilman Enterprises • Lawn & Garden Equipment					
	11/78	U1		SP-30	SP-35
	220, 440, 445, 550	U1R		SP-30R	SP-35R
	555	U1R		SP-30R	SP-35R
	8/76, 8/77	U1		SP-30	SP-35
Hesston Corporation • Lawn & Garden Equipment					
	H-160, H-200	22NF		SP-22NF	
Homelite/Jacobsen • Lawn & Garden Tractors					
	180HIE63	U1	255	SP-35	SP-40
	730-OLE	U1R		SP-30R	SP-35R
	CT-10	22NF	350	SP-22NF	
	LT-1034, LT-1242	U1R		SP-30R	SP-35R
	LT1438G	U1	255	SP-35	SP-40
	RE1030E	B9-B		IB9-B	
	RE1230E, RE830E	B9-B		IB9-B	
	RE-8E	B9-B		IB9-B	
	T-10, T-135, T-16	22NF	350	SP-22NF	
	T-8, YT-14, YT-16	U1R		SP-30R	SP-35R
	YT-18	U1R		SP-30R	SP-35R
Honda • Lawn & Garden Tractors					
	H2113HDA	U1		SP-30	SP-35
	H2113SDA, H3009	U1		SP-30	SP-35
	H3810, H3813	U1		SP-30	SP-35
	H4013, H4118HDA	U1	340	SP-40	
	H4120, H4120HDA	U1		SP-30	SP-35
	H4213, H4418	U1		SP-30	SP-35
	H4514, H4518	U1		SP-30	SP-35
Honda • Riding Mowers					
	H1011HDA	U1	165	SP-18	SP-30
	H1011SDA	U1	165	SP-18	SP-30
	Harmony 1011	U1	170	SP-18	SP-30
	Harmony 2013	U1	170	SP-18	SP-30
Honda • Walk Behinds					
	HRC 7000 Series	U1		SP-30	SP-35
	HRC 7018	U1		SP-30	SP-35
	HRC 7020	U1		SP-30	SP-35
Howard Price Turf Equipment • Commercial Walk-Behind Mowers					
2005-02	WB36-14K	U1	190	SP-18	SP-30
2005-02	WB36H-14K	U1	190	SP-18	SP-30
2005-02	WB48-14K	U1	190	SP-18	SP-30
2005-02	WB48H-14K	U1	190	SP-18	SP-30
2005-02	WB52-14K	U1	190	SP-18	SP-30
2005-02	WB52-17K	U1	190	SP-18	SP-30
2005-02	WB52H-14K	U1	190	SP-18	SP-30
2005-02	WB52H-17K	U1	190	SP-18	SP-30
2005-02	WB60H-K	U1	190	SP-18	SP-30
Howard Price Turf Equipment • Rider, All					
	All Riders (Ex Hydra Power)	U1		SP-30	SP-35
Howard Price Turf Equipment • Riding Rotary Turf Mowers					
2006-02	Hydra Power 1280	24	440	C24-XHD	MT-24
2006-02	Hydra Power 1280	27	440	MT-27	
2006-02	Hydra Power 180	24 ²	500	C24-XHD	MT-24
2006-02	Turf Blazer 530	24	500	C24-XHD	MT-24
2006-02	Turf Blazer 530	27	500	MT-27	
2005-02	Turf Blazer 727	24	500	C24-XHD	MT-24
Howard Price Turf Equipment • Turf Blazer					
	Turf Blazer 48	U1		SP-30	SP-35
	Turf Blazer 52	U1		SP-30	SP-35
Howard Price Turf Equipment • Utility Vehicles					
	Maverick 620	U1		SP-30	SP-35
Howard Price Turf Equipment • Zero-Turn Mowers					
	Radius Riders	U1		SP-30	SP-35
2006-02	Turf Blazer 360Z	U1	190	SP-18	SP-30
Huffman (Huffy) • Riding Mowers					
	32 Riders	U1		SP-30	SP-35
	H-270, H-360	B12A-A		IB12A-A	

Automotive & Light Truck
Automotrices y Camiones Livianos
Automobile et Camionnette

Heavy-Duty Truck
Camiones Para Servicio Pesado
Poids Lourd

Agriculture
Agrícola
Agriculture

Industrial
Industrial
Industrial

Lawn & Garden
Césped y Jardín
Jardin et Pelouse

Powersports
Vehículos Deportivos
Sports Motorisés

Reference
Referencia
Référence

For footnotes, see inside back cover. Notas al Pie de Página 468. Référence de Bas de Page 508.

Di* Distributor item, contact your Interstate Distributor. Artículo del Distribuidor Di*, comuníquese con su Distribuidor de Interstate. Article de distributeur Di*, communiquez avec votre distributeur Interstate.

	Year	Model	Group Size	Rating (CCA)	Replacement	Alternate	
Automotive & Light Truck Automotrices y Camiones Livianos Automobile et Camionnette	Hull Industries • Lawn & Garden Equipment						
		TC30 ER	B16-B		B16-B	IB16-B	
Heavy-Duty Truck Camiones Para Servicio Pesado Poids Lourds	Husqvarna • Garden Tractors						
		22550 XP	U1R		SP-30R	SP-35R	
	2005-02	GTH2248XP	U1R	190	SP-30R	SP-35R	
	2005-02	GTH2250XP	U1R	190	SP-30R	SP-35R	
		GTH2350	U1R		SP-30R	SP-35R	
		GTH2548XP	U1R		SP-30R	SP-35R	
	2005-02	GTH2550XP	U1R	190	SP-30R	SP-35R	
	2011-06	LGT2654	U1R	280	SP-35R		
	2016-02	YTH1542XP	U1R	245	SP-35R	SP-30R	
		YTH1746	U1R		SP-30R	SP-35R	
	2005-02	YTH1848XP	U1R	340	DI*		
		YTH2046	U1R		SP-30R	SP-35R	
		YTH2048	U1R		SP-30R	SP-35R	
	2016-06	YTH2146XP	U1R	190	SP-30R	SP-35R	
		YTH2148	U1R		SP-30R	SP-35R	
		YTH2242	U1R		SP-30R	SP-35R	
	2016-06	YTH2348	U1R	230	SP-35R	SP-30R	
	2016-06	YTH2454	U1R	190	SP-30R	SP-35R	
	Agriculture Agrícola Agriculture	Husqvarna • Lawn & Garden Equipment					
			1200-18H	U1R		SP-30R	SP-35R
		970 Rider Series	U1R		SP-30R	SP-35R	
		970-125, 970-155	U1R		SP-30R	SP-35R	
		970-15B, 970H-155	U1R		SP-30R	SP-35R	
		Pro 15, Proflex 21	U1R		SP-30R	SP-35R	
		Rider 16H	U1R		SP-30R	SP-35R	
Industrial Industrial Industriel	Husqvarna • Lawn Tractors						
	2016-06	2042LS, 2246LS	U1R	230	SP-35R	SP-30R	
	2016-06	2346XLS, 2348LS	U1R	230	SP-35R	SP-30R	
	2016-06	2748GLS	U1R	230	SP-35R	SP-30R	
	2016-06	2754GLS	U1R	230	SP-35R	SP-30R	
	2016-06	LTH1538	U1R	230	SP-35R	SP-30R	
Lawn & Garden Césped y Jardín Jardin et Pelouse	Husqvarna • Tractors						
		CTH130, CTH150	U1R		SP-30R	SP-35R	
		GT200, GTH220	U1R		SP-30R	SP-35R	
		GTH2548XP	U1R		SP-30R	SP-35R	
		LR110, LR120	U1R		SP-30R	SP-35R	
		LR122, LR125	U1R		SP-30R	SP-35R	
		LRH125, LT 120	U1R		SP-30R	SP-35R	
		LT 130, LT 18542	U1R		SP-30R	SP-35R	
		LTH 1742	U1R		SP-30R	SP-35R	
		LTH120	U1		SP-30	SP-35	
		LTH120	U1R		SP-30R	SP-35R	
		LTH130	U1		SP-30	SP-35	
		LTH130	U1R		SP-30R	SP-35R	
		LTH140	U1		SP-30	SP-35	
		LTH140, LTH145	U1R		SP-30R	SP-35R	
		STH200, YT140	U1R		SP-30R	SP-35R	
		YT180	U1R		SP-30R	SP-35R	
		YTH 1342 XP	U1R		SP-30R	SP-35R	
		YTH 1848 XP	U1R		SP-30R	SP-35R	
		YTH160, YTH1842	U1R		SP-30R	SP-35R	
Powersports Vehículos Deportivos Sports Motorisés	Husqvarna • Walk Behinds						
		Scag Turf Tiger	U1		SP-30	SP-35	
		WH3614, WH3615	U1		SP-30	SP-35	
		WH4215ETS	U1R		SP-30R	SP-35R	
		WH4817	U1		SP-30	SP-35	
		WH4817ETS	U1R		SP-30R	SP-35R	
		WH4818ETS	U1		SP-30	SP-35	
		WH5218	U1		SP-30	SP-35	
Reference Referencia Référence	Husqvarna • Zero-Turn Mowers						
	2009-04	BZ6127TD	51	460	MT-51		
	2009-04	BZ7234TD	51	460	MT-51		
	2009-04	IZ4217T, IZ4817T	U1	190	SP-18	SP-30	
		IZ4218, IZ4818	U1		SP-30	SP-35	
	2009-06	IZ4819T	U1	190	SP-18	SP-30	
	2009-04	IZ4821T, IZ5221T	U1	190	SP-18	SP-30	
	2009-04	IZ5223T	U1	190	SP-18	SP-30	
	2009-06	IZ5225TXP	U1	190	SP-18	SP-30	
	2006-04	IZ6123T	U1	190	SP-18	SP-30	
	2009-06	IZ6125T	U1	190	SP-18	SP-30	

Year	Model	Group Size	Rating (CCA)	Replacement	Alternate
Husqvarna • Zero-Turn Mowers (continued)					
2003-02	ZTH4218	U1	340	SP-40	
2003-02	ZTH4218QL	U1	340	SP-40	
2003-02	ZTH4221QL	U1	340	SP-40	
2003-02	ZTH4818	U1	340	SP-40	
2003-02	ZTH4820	U1	340	SP-40	
2003-02	ZTH4821	U1	340	SP-40	
2003-02	ZTH5221	U1	340	SP-40	
2003-02	ZTH5223	U1	340	SP-40	
2003-02	ZTH5223L	U1	340	SP-40	
2003-02	ZTH5223XL	U1	340	SP-40	
2003-02	ZTH5225	U1	340	SP-40	
2003-02	ZTH5225XP	U1	340	SP-40	
2003-02	ZTH5225XPQL	U1	340	SP-40	
2003-02	ZTH6125	U1	340	SP-40	
2003-02	ZTH6126	U1	340	SP-40	
Husqvarna • Zero-Turn Radius Rider Mowers					
	BZ6134D	51		MT-51	
	CZ4815, CZ4817	U1		SP-30	SP-35
	ZTH 226EFI	U1		SP-30	SP-35
	ZTH1625XP	U1		SP-30	SP-35
	ZTH6123LXP	U1		SP-30	SP-35
	ZTH6123LXPQL	U1		SP-30	SP-35
	ZTH6127SPQL	U1		SP-30	SP-35
	ZTH6215SPQL	U1		SP-30	SP-35
	ZTH7226XP	U1		SP-30	SP-35
	ZTH7226XPQL	U1		SP-30	SP-35
	ZTH7227XPQL	U1		SP-30	SP-35
Hustler • Hustler Z					
	44" Fastback	U1	245	SP-30	SP-35
	52" Cut	U1	245	SP-30	SP-35
	52" Fastback	U1	245	SP-30	SP-35
	60" Cut	U1	245	SP-30	SP-35
Hustler • Mowers					
2005	4000 Series	24	350	C24-XHD	MT-24
Hustler • Riders					
	362, 4000 Series	24	500	C24-XHD	MT-24
	5000 Series	24	500	C24-XHD	MT-24
	6400 Hillside	24 ³³	500	MTZ-34 ¹	
	Excel, Short Cut	U1	245	SP-30	SP-35
Hustler • Walk Behind Greens Mowers					
2010-04	Hustler Hydro	U1	245	SP-30	SP-35
2010-04	Super Walk Behind	U1	245	SP-30	SP-35
2016-04	Trim Star	U1	245	SP-30	SP-35
Hustler • Walk Behinds					
	All	U1	245	SP-30	SP-35
Hustler • Zero-Turn Mowers					
2003-02	2500	U1R	245	SP-35R	SP-30R
2003-02	251K, 260K	U1	245	SP-30	SP-35
2003-02	3400 Series	24	500	C24-XHD	MT-24
2016-12	Fastrak Super Duty 36"	U1R	225	SP-35R	SP-30R
2016-12	Fastrak Super Duty 42"	U1R	225	SP-35R	SP-30R
2016-10	Fastrak Super Duty 48"	U1R	225	SP-35R	SP-30R
2016-10	Fastrak Super Duty 54"	U1R	225	SP-35R	SP-30R
2016-10	Fastrak Super Duty 60"	U1R	225	SP-35R	SP-30R
2003-02	Hog	U1	245	SP-30	SP-35
2005	Hustler Mini Z	U1R	225	SP-35R	SP-30R
2009-04	Hustler Mini Z	U1	225	SP-30	SP-35
2005	Hustler Z	U1R	225	SP-35R	SP-30R
2009-04	Hustler Z	U1	225	SP-30	SP-35
2016-12	Raptor 42"	U1R	235	SP-35R	SP-30R
2016-12	Raptor 52"	U1R	235	SP-35R	SP-30R
2003-02	Short Cut 1500	U1	245	SP-30	SP-35
2016-12	Super 104	45	480	SP-45	
2005	Super Mini Z	U1R	225	SP-35R	SP-30R
2009-04	Super Mini Z	U1	245	SP-30	SP-35
2009-04	Super Z	U1	245	SP-30	SP-35
2008-05	Super Z Diesel	U1R ²	225	SP-35R	SP-30R
Ingersol Equipment • Front Cut Mowers					
	5018CD	U1		SP-30	SP-35
	5018D	U1	450	DI*	

Automotive & Light Truck
Automotrices y Camiones Livianos
Automobile et Camionnette

Heavy-Duty Truck
Camiones Para Servicio Pesado
Poids Lourd

Agriculture
Agrícola
Agriculture

Industrial
Industrial
Industrial

Lawn & Garden
Césped y Jardín
Jardin et Pelouse

Powersports
Vehículos Deportivos
Sports Motorisés

Reference
Referencia
Référence

For footnotes, see inside back cover. Notas al Pie de Página 468. Référence de Bas de Page 508.

DI* Distributor item, contact your Interstate Distributor. Artículo del Distribuidor DI*, comuníquese con su Distribuidor de Interstate. Article de distributeur DI*, communiquez avec votre distributeur Interstate.

	Year	Model	Group Size	Rating (CCA)	Replacement	Alternate
Automotive & Light Truck Automotrices y Camiones Livianos Automobile et Camionnette	Ingersol Equipment • Front Cut Mowers (continued)					
		5020V, 5318V	U1	300	SP-35	SP-40
		5320V, 5720V	U1	300	SP-35	SP-40
		5818V	U1	300	SP-35	SP-40
Heavy-Duty Truck Camiones Para Servicio Pesado Poids Lourds	Ingersol Equipment • Garden Tractors					
		100 Series	U1	200	SP-18	SP-30
		1200 Series	U1	200	SP-18	SP-30
		200 series	U1	230	SP-30	SP-35
		648, 6818	U1	200	SP-18	SP-30
Agriculture Agricultura Agriculture	Ingersol Equipment • Riding Mowers					
		80X1, 810	B12A-A		IB12A-A	
	Ingersol Equipment • Tractor/Loader/Backhoes					
		6020, 6020BH, All	U1		SP-30	SP-35
	Ingersol Equipment • Zero-Turn Mowers					
		2004-02 5820V, 5822V	U1	300	SP-35	SP-40
	International Harvester • Lawn & Garden Equipment					
		1000, 108, 109	U1		SP-30	SP-35
		1100, 1200, 1250	U1		SP-30	SP-35
		128, 129, 1450	U1		SP-30	SP-35
	149, 1650, 169	U1		SP-30	SP-35	
	502, 602, 702, 800	U1		SP-30	SP-35	
	982, 931-2703	U1		SP-30	SP-35	
Industrial Industrial Industriel	ITC Tractors • Lawn & Garden Equipment					
		931-2737	U1		SP-30	SP-35
		931-5730	U1		SP-30	SP-35
		UC 24HD	26		MT-26	
		UC 25HD	26		MT-26	
Lawn & Garden Césped y Jardín Jardin et Pelouse	Jacobsen Mfg. Co. (Homelite, Hustler) • Lawn & Garden Equipment					
		750 Deluxe	U1		SP-30	SP-35
		C118	26R	450	MT-26R	
		Chief & Super Chief	U1		SP-30	SP-35
		CR50	U1		SP-30	SP-35
		Crew Chief 36 & 48	U1		SP-30	SP-35
		DW220 Diesel	26R	450	MT-26R	
		GT12, GT12H	U1		SP-30	SP-35
		GT16, GT16H	U1		SP-30	SP-35
		LTX11, LTX8	U1		SP-30	SP-35
	Jacobsen Mfg. Co. (Homelite, Hustler) • Riding Mowers					
		42602, 42642	B9-B		IB9-B	
		43020, 43032	B9-B		IB9-B	
		43037, 43043	B9-B		IB9-B	
		53020, 53030	U1		SP-30	SP-35
	53034, 53039	U1		SP-30	SP-35	
	53050, 53082	U1		SP-30	SP-35	
	53092, 53105	U1		SP-30	SP-35	
	53107, 53215	U1		SP-30	SP-35	
	53275, 53300	U1		SP-30	SP-35	
	53330	U1		SP-30	SP-35	
	Javelin MKII	B9-B		IB9-B		
	RE-8E	B9-B		IB9-B		
Powersports Vehículos Deportivos Sports Motorisés	Jacobsen Mfg. Co. (Homelite, Hustler) • Riding Rotary Turf Mowers					
		2016-06 Turf Cat 600 Series	26	450	MT-26	
	Jacobsen Mfg. Co. (Homelite, Hustler) • Utility Vehicles					
		4300 Utility Max	26		MT-26	
		4800 Commander	26		MT-26	
	Jacobsen Mfg. Co. (Homelite, Hustler) • Zero-Turn Riders					
		JTZ 2000	U1		SP-30	SP-35
	JTZ 2230	U1		SP-30	SP-35	
	Z Fast Cat ES	U1		SP-30	SP-35	
Reference Referencia Référence	Jingle Jim • Lawn & Garden Equipment					
		52-Spitfire	U1	300	SP-35	SP-40
	John Deere • Alternators					
		3200, 4000, 5000	22NF		SP-22NF	
		600, 622, 626, 650	U1		SP-30	SP-35
	John Deere • Commercial Walk-Behind Mowers					
		2003-02 GS30, GS45, GS75	U1	175	SP-18	SP-30
		2003-02 HD45, HD75	U1	175	SP-18	SP-30
	John Deere • Excavators					
		15	U1		SP-30	SP-35
	25	24		C24-XHD	MT-24	

Year	Model	Group Size	Rating (CCA)	Replacement	Alternate
John Deere • Front Cut Mowers					
	F1145 4WD	45	470	SP-45	
	F620	26	490	MT-26	
	F620	U1		SP-30	SP-35
	F710	22F	490	SP-22F ⁴⁸	MTP-75DT
John Deere • Front Cut Riders					
	Z-Trak M653	26	490	MT-26	
	Z-Trak M655	26	490	MT-26	
	Z-Trak M665	26	490	MT-26	
John Deere • Garden Tractors					
	100, 108	U1		SP-30	SP-35
	110: 10 HP	26R	335	MT-26R	
	110: 8 HP, 111	U1	300	SP-35	SP-40
	112	26R	335	MT-26R	
	112	U1	300	SP-35	SP-40
	112L, 116, 116H	U1		SP-30	SP-35
	120	26R	300	MT-26R	
	130	U1	300	SP-35	SP-40
	140	26R	300	MT-26R	
	1540	45		SP-45	
	160, 165, 170, 175	U1	300	SP-35	SP-40
	180, 185, 200, 208	U1	300	SP-35	SP-40
	210, 212, 214, 216	26R	335	MT-26R	
	240, 260	U1	340	SP-40	
	265, 285, 300, 312	26R	335	MT-26R	
	314, 316, 317, 318	26R	590	MT-26R ⁴⁸	
	322, 330, 332	U1	340	SP-40	
	345 Diesel	51	500	MT-51	
	355 Diesel	51	500	MT-51	
	400	26R	335	MT-26R	
	4100 Gear	24	500	C24-XHD	MT-24
	4100 HST	24	500	C24-XHD	MT-24
	4100 Narrow	24	500	C24-XHD	MT-24
	4100 Series	24	500	C24-XHD	MT-24
	415	U1		SP-30	SP-35
	420	26R	335	MT-26R	
	4200	24	500	C24-XHD	MT-24
2002	425	U1	342	SP-40	
	430	26R	335	MT-26R	
	4300, 4400	24	500	C24-XHD	MT-24
	445EFi	U1		SP-30	SP-35
	4500	24	500	C24-XHD	MT-24
	455 Diesel	51	470	MT-51	
	455 Gas	U1	340	SP-40	
	460	26R	490	MT-26R	
	4600, 4700	24	500	C24-XHD	MT-24
	50	U1		SP-30	SP-35
	5105, 5205	24	500	C24-XHD	MT-24
	56, 60, 66, 67, 68	U1		SP-30	SP-35
	70	U1		SP-30	SP-35
	790	24		C24-XHD	MT-24
	90, 96	27 ³¹		SRM-27	
2005-02	G100	U1	340	SP-40	
2005-02	G110	U1	300	SP-35	SP-40
	GT Heavy Duty	45	500	SP-45 ⁴⁸	MT-51
2005-02	GT225, GT235	45	500	SP-45 ⁴⁸	MT-51
	GT242, GT262	U1	300	SP-35	SP-40
2005-02	GT245	45	500	SP-45 ⁴⁸	MT-51
	GT275, LX186	U1	300	SP-35	SP-40
2005-03	GX255, GX335	45	500	SP-45 ⁴⁸	MT-51
2005-03	GX345	45	500	SP-45 ⁴⁸	MT-51
2005-03	GX355	51	435	MT-51	
2005	LT140	U1	300	SP-35	SP-40
	S80, S82, S83, S92	U1		SP-30	SP-35
	SRX100	U1		SP-30	SP-35
	STX30	U1	300	SP-35	SP-40
	SX75, SX85, SX95	U1		SP-30	SP-35
2016-06	X300, X304, X320	U1	300	SP-35	SP-40
2016-06	X324, X340	U1	300	SP-35	SP-40
2005-03	X465, X475, X485	U1	340	SP-40	
	X495, X595	51	435	MT-51	
2016-06	X500, X520, X534	51	435	MT-51	

Automotive & Light Truck
Automotrices y Camiones Livianos
Automobile et Camionnette

Heavy-Duty Truck
Camiones Para Servicio Pesado
Poids Lourd

Agriculture
Agrícola
Agriculture

Industrial
Industrial
Industrial

Lawn & Garden
Césped y Jardín
Jardin et Pelouse

Powersports
Vehículos Deportivos
Sports Motorisés

Reference
Referencia
Référence

For footnotes, see inside back cover. Notas al Pie de Página 468. Référence de Bas de Page 508.

Di* Distributor Item, contact your Interstate Distributor. Artículo del Distribuidor Di*, comuníquese con su Distribuidor de Interstate. Article de distributeur Di*, communiquez avec votre distributeur Interstate.

	Year	Model	Group Size	Rating (CCA)	Replacement	Alternate	
Automotive & Light Truck Automotrices y Camiones Livianos Automobile et Camionnette	John Deere • Garden Tractors (continued)						
	2014-06	X540	51	435	MT-51		
	2005-03	X575, X585	U1	340	SP-40		
	2016-06	X700, X720	U1	340	SP-40		
	2016-06	X720SE, X728	U1	340	SP-40		
	2023-06	X724	U1	340	SP-40		
	2016-06	X728SE, X729	U1	340	SP-40		
	2022-14	X730	U1	340	SP-40		
	2022-14	X730	U1	300	SP-35	SP-40	
	2022-14	X738	U1	340	SP-40		
	2022-14	X738	U1	300	SP-35	SP-40	
	2022-14	X739	U1	340	SP-40		
	2022-14	X739	U1	300	SP-35	SP-40	
	Heavy-Duty Truck Camiones Para Servicio Pesado Poids Lourds	2013-12	X740, X744, X748	51	500	MT-51	
2013-12		X748SE, X749	51	500	MT-51		
2023-14		X750, X754, X758	51	500	MT-51		
John Deere • Lawn Tractors							
2003-02		325, 335, 345	45	500	SP-45 ⁴⁸	MT-51	
Agriculture Agrícola Agriculture	2005-02	355D	51	500	MT-51		
	2023-19	E130, E150, E170	U1	350	SP-40		
	2005-02	L100, L110	U1	235	SP-30	SP-35	
	2005-03	L118LE	U1	300	SP-35	SP-40	
	2005-03	L120, L130	U1	235	SP-30	SP-35	
	2016-06	LA105, LA115	U1	300	SP-35	SP-40	
	2016-07	LA125	U1	300	SP-35	SP-40	
	2016-08	LA135	U1	300	SP-35	SP-40	
	2016-06	LA145, LA165	U1	300	SP-35	SP-40	
	2016-06	LA175	U1	300	SP-35	SP-40	
	2003-02	LT133, LT155	U1	255	SP-35	SP-40	
	2005-03	LT150	U1	255	SP-35	SP-40	
	2005-03	LT160 42C	U1	300	SP-35	SP-40	
	Industrial Industrial Industriel	2005-03	LT160 Freedom	U1	160	SP-18	SP-30
2003-02		LT166, LTR166	U1	255	SP-35	SP-40	
2005-03		LT180, LT190	U1	255	SP-35	SP-40	
2005-03		LTR180	U1	255	SP-35	SP-40	
2003-02		LX255	45	500	SP-45 ⁴⁸	MT-51	
2005-03		LX266, LX277AWS	45	500	SP-45 ⁴⁸	MT-51	
2005-02		LX277, LX279	45	500	SP-45 ⁴⁸	MT-51	
2005-03		LX280, LX280AWS	45	500	SP-45 ⁴⁸	MT-51	
2005-02		LX288	45	500	SP-45 ⁴⁸	MT-51	
2005-03		LX289	45	500	SP-45 ⁴⁸	MT-51	
2005-03		SST15	U1	255	SP-35	SP-40	
2005-02		SST16, SST18	U1	255	SP-35	SP-40	
Lawn & Garden Césped y Jardín Jardin et Pelouse		John Deere • Rear Engine Riders					
		2004-02	GX85	U1	300	SP-35	SP-40
	2003-02	SX85	U1	300	SP-35	SP-40	
	John Deere • Riding Bunker and Field Groomers						
	2023-02	1200A	U1	300	SP-35	SP-40	
	John Deere • Riding Mowers						
	2004	G345	45	500	SP-45 ⁴⁸	MT-51	
		GX Heavy Duty	U1	345	SP-40		
		GX70, GX95, R72	U1	300	SP-35	SP-40	
		R92, RX75, RX95	U1	300	SP-35	SP-40	
Powersports Vehículos Deportivos Sports Motorisés	John Deere • Riding Reel Mowers						
	2003-02	2500 Tri-Plex	51	500	MT-51		
	2023-04	2500A, 2500E	51	500	MT-51		
	2003-02	2653	45	500	SP-45 ⁴⁸	MT-51	
	2003-02	2653	U1	340	SP-40		
	2003-02	2653A	45	500	SP-45 ⁴⁸	MT-51	
	2003-02	2653A	U1	340	SP-40		
	2023-04	2653A Professional	45	500	SP-45 ⁴⁸	MT-51	
	2023-04	2653A Professional	U1	340	SP-40		
	2003-02	3215B	45	500	SP-45 ⁴⁸	MT-51	
	2003-02	3215B	51	500	MT-51		
	2023-04	3225C, 3235C	51	500	MT-51		
	2003-02	3235B	45	500	SP-45 ⁴⁸	MT-51	
	Reference Referencia Référence	2003-02	3235B	51	500	MT-51	
2006-04		3245C (Rotary Deck)	51	500	MT-51		
John Deere • Riding Rotary Turf Mowers							
2023-05		1420, 1435, 1445	45	480	SP-45		
2023-05		1545, 1565	45	480	SP-45		
2023-02	1600 Turbo Wide Area	27	650	MT-27			
2003-02	1620	27	650	MT-27			

Year	Model	Group Size	Rating (CCA)	Replacement	Alternate
John Deere • Riding Rotary Turf Mowers (continued)					
2003-02	F1145, F735	45	500	SP-45 ⁴⁸	MT-51
2002	F510, F525	U1	342	SP-40	
2004-02	F725	22F	490	SP-22F ⁴⁸	MTP-75DT
2003-02	F911, F925, F932	26	490	SP-45 ⁴⁸	MT-51
2003-02	F935	26	490	MT-26	
John Deere • Skid Steer Loaders					
	120, 125, 170	24		C24-XHD	MT-24
	375	70		SP-70	MT-75
	60	U1		SP-30	SP-35
	756, 90	24		C24-XHD	MT-24
John Deere • Walk Behind Mowers					
	32, 36, 48, 52	U1		SP-30	SP-35
John Deere • Waste Handler					
2004	4 WHL DR - 624 J	30H ²	625	29H-VHD	
John Deere • Zero-Turn Mowers					
2004	647	U1	340	SP-40	
2012-05	647A Quik Trak	U1	340	SP-40	
2003	657, 667, 737, 757	U1	340	SP-40	
2012-05	657A Quik Trak	U1	340	SP-40	
2012-05	667A Quik Trak	U1	340	SP-40	
2009-04	717A Mini Z-Trak	U1	340	SP-40	
2009-03	727A Mini Z-Trak	U1	340	SP-40	
2009-04	737 Mid Z-Trak	U1	340	SP-40	
2009-04	757 Mid Z-Trak	U1	340	SP-40	
2009-04	777 Max Z-Trak	U1	340	SP-40	
2003	777, 797	U1	340	SP-40	
2009-04	797 Max Z-Trak	U1	340	SP-40	
2003-02	F680, M653, M655	45	500	SP-45 ⁴⁸	MT-51
2009-04	F687 Front Z-Trak	U1	340	SP-40	
2003-02	M665	26	490	SP-45 ⁴⁸	MT-51
2012-10	Z-Trak Pro Z910A	U1	340	SP-40	
2012-10	Z-Trak Pro Z920A	U1	340	SP-40	
2012-10	Z-Trak Pro Z925A	U1	340	SP-40	
2012-10	Z-Trak Pro Z930A	U1	340	SP-40	
2012-10	Z-Trak Pro Z950A	U1	340	SP-40	
2012-10	Z-Trak Pro Z960A	U1	340	SP-40	
2012-10	Z-Trak Pro Z970A	U1	340	SP-40	
2023-17	Z-Trak Z335E 42"	U1	300	SP-35	SP-40
2023-17	Z-Trak Z345M 42"	U1	300	SP-35	SP-40
2023-17	Z-Trak Z345R 42"	U1	300	SP-35	SP-40
2023-17	Z-Trak Z355E 48"	U1	300	SP-35	SP-40
2023-17	Z-Trak Z355R 48"	U1	300	SP-35	SP-40
2023-17	Z-Trak Z375R 54"	U1	300	SP-35	SP-40
2016-14	Z-Trak Z435-48"	U1	300	SP-35	SP-40
2016-14	Z-Trak Z435-54"	U1	300	SP-35	SP-40
2016-14	Z-Trak Z445 48"	U1	300	SP-35	SP-40
2016-14	Z-Trak Z445 54"	U1	300	SP-35	SP-40
2016-14	Z-Trak Z465-62"	U1	300	SP-35	SP-40
2023-17	Z-Trak Z525E-48"	U1	300	SP-35	SP-40
2023-17	Z-Trak Z525E-54"	U1	300	SP-35	SP-40
2023-17	Z-Trak Z535M-48"	U1	300	SP-35	SP-40
2023-17	Z-Trak Z535M-54"	U1	300	SP-35	SP-40
2023-17	Z-Trak Z535M-62"	U1	300	SP-35	SP-40
2023-17	Z-Trak Z535R-54"	U1	300	SP-35	SP-40
2023-17	Z-Trak Z540M-48"	U1	300	SP-35	SP-40
2023-17	Z-Trak Z540M-54"	U1	300	SP-35	SP-40
2023-17	Z-Trak Z540M-62"	U1	300	SP-35	SP-40
2023-17	Z-Trak Z540R-48"	U1	300	SP-35	SP-40
2023-17	Z-Trak Z540R-54"	U1	300	SP-35	SP-40
2023-17	Z-Trak Z540R-62"	U1	300	SP-35	SP-40
2012-10	Z-Trak Z710A	U1	300	SP-35	SP-40
2012-10	Z-Trak Z720A	U1	300	SP-35	SP-40
2023-13	Z-Trak Z915B	U1	340	SP-40	
2023-13	Z-Trak Z920M	U1	340	SP-40	
2023-13	Z-Trak Z920R	U1	340	SP-40	
2023-13	Z-Trak Z925M	U1	340	SP-40	
2023-13	Z-Trak Z930M	U1	340	SP-40	
2023-13	Z-Trak Z930R	U1	340	SP-40	
2023-13	Z-Trak Z950R	U1	340	SP-40	
2023-13	Z-Trak Z960R	U1	340	SP-40	
2023-13	Z-Trak Z970R	U1	340	SP-40	
2012-09	Z-Trak Z997	51	500	MT-51	

Automotive & Light Truck
Automotrices y Camiones Livianos
Automobile et Camionnette

Heavy-Duty Truck
Camiones Para Servicio Pesado
Poids Lourd

Agriculture
Agrícola
Agriculture

Industrial
Industrial
Industrial

Lawn & Garden
Césped y Jardín
Jardin et Pelouse

Powersports
Vehículos Deportivos
Sports Motorisés

Reference
Referencia
Référence

For footnotes, see inside back cover. Notas al Pie de Página 468. Référence de Bas de Page 508.

Di* Distributor item, contact your Interstate Distributor. Artículo del Distribuidor Di*, comuníquese con su Distribuidor de Interstate. Article de distributeur Di*, communiquez avec votre distributeur Interstate.

	Year	Model	Group Size	Rating (CCA)	Replacement	Alternate
Automotive & Light Truck Automotrices y Camiones Livianos Automobile et Camionnette	Jonsered • Lawn & Garden Equipment					
		LT15	U1R		SP-30R	SP-35R
		LT15 Automatic	U1R		SP-30R	SP-35R
Heavy-Duty Truck Camiones Para Servicio Pesado Poids Lourd	Kawasaki • Mule					
		2000 Series	U1	300	SP-35	SP-40
		2500 Series	U1	300	SP-35	SP-40
		3000 Series	U1	300	SP-35	SP-40
		500 Series	U1	300	SP-35	SP-40
		550 Series	U1	300	SP-35	SP-40
Agriculture Agrícola Agriculture	Kawasaki • Utility Hauling Vehicles					
		Mule 550	B14-A2		IB14-A2	
	Kees • Lawn & Garden Equipment					
		48, 60	U1		SP-30	SP-35
		ZT Max Rider	U1		SP-30	SP-35
	Kioti • Compact Tractors					
		DK35	24	650	MTP-24	
		DK40	34	710	MT-34	MTP-34
		DK45, DK50C	31A	1000	31P-MHD ⁴⁸	
		LB 1914	26DT	650	MTP-75DT	
Industrial Industrial Industriel		LK 2552, LK 2554	27		MT-27	
		LK 3050	27		MT-27	
		LK2554	26DT	650	MTP-75DT	
		LK3054	26	650		MTP-75DT ^{5,6,7}
	Kubota • B-Series Tractors					
		B1700, B2100	51R	405	MT-51R	
		B2150	24F	415	MT-24F	MTP-24F
		B2400, B2410	51R	405	MT-51R	
		B2710, B2910	51R	450	MT-51R	
		B5100	U1		SP-30	SP-35
		B6100	24F	550	MT-24F	MTP-24F
		B7100	U1		SP-30	SP-35
		B7300	51	450	MT-51 ⁷	
		B7300	51R	450	MT-51R	
		B7400	51	450	MT-51 ⁷	
	B7400, B7400HSD	51R	450	MT-51R		
	B7500	51	450	MT-51 ⁷		
	B7500	51R	450	MT-51R		
	B7500DHSD	51R	450	MT-51R		
	B7500DT	51R	450	MT-51R		
	B7800	51	450	MT-51 ⁷		
	B7800	51R	450	MT-51R		
	B8200, B9200	24F	585	MT-24F	MTP-24F	
Lawn & Garden Césped y Jardín Jardin et Pelouse	Kubota • BX-Series Sub-Compact Tractors					
		BX22	26R	450	MT-26R	
	Kubota • Compact Tractors					
		1550, 1750	24	585	C24-XHD ⁴⁸	MT-24
		1800, 1900, 2000	51		MT-51 ⁷	
		2150, 4200, 5200	24	585	C24-XHD ⁴⁸	MT-24
		6200	24	585	C24-XHD ⁴⁸	MT-24
		7200	24		C24-XHD	MT-24
		HST Series	24	585	C24-XHD ⁴⁸	MT-24
		PX2100	U1		SP-30	SP-35
Powersports Vehículos Deportivos Sports Motorisés	Kubota • F-Series					
		F2100, F2400	25	450	MT-25	
	Kubota • Garden Tractors					
	2003	BX1500	26	450	MT-26	
	2006-04	BX1500	26R	450	MT-26R	
2006-02	BX1800	26	450	MT-26		
2006-02	BX1800	26R	450	MT-26R		
2016-07	BX1850	26	450	MT-26		
2016-07	BX1850	26R	450	MT-26R		
2006-02	BX2200	26	450	MT-26		
2006-02	BX2200	26R	450	MT-26R		
2016-07	BX2350	26	450	MT-26		
2016-07	BX2350	26R	450	MT-26R		
2016-02	G1800, G1900	51R	450	MT-51R		
2016-02	G2160, G2160-R48	51R	450	MT-51R		
2006-02	G2460G	51R	450	MT-51R		
2012-07	GF2010, GF2110	U1	285	SP-35	SP-40	
2007-04	GR2000, GR2100	U1	285	SP-35	SP-40	

Year	Model	Group Size	Rating (CCA)	Replacement	Alternate
Kubota • G-Series Tractors					
	G2160D-R485	51R	450	MT-51R	
	G2460	51R	450	MT-51R	
Kubota • Lawn Tractors					
2004-02	T1460, T1560	U1	285	SP-35	SP-40
2007-05	T1570, T1670	U1	285	SP-35	SP-40
2004-02	T1760	U1	285	SP-35	SP-40
2007-05	T1770, T1870	U1	285	SP-35	SP-40
2016-07	T1880, T2080	U1	285	SP-35	SP-40
2016-07	T2380	U1	285	SP-35	SP-40
2005-02	TG1860 Diesel	51R	450	MT-51R	
2005-02	TG1860 Gas	51R	450	MT-51R	
Kubota • L-Series Tractors					
	L185	24F	550	MT-24F	MTP-24F
	L185 Opt	30H	550	29H-VHD	
	L235	24F	550	MT-24F	MTP-24F
	L235 Opt	30H	550	29H-VHD	
	L2350	24F	490	MT-24F	MTP-24F
	L245	24F	550	MT-24F	MTP-24F
	L245 Opt	30H	550	29H-VHD	
	L2500	24F	490	MT-24F	MTP-24F
	L260	24F	550	MT-24F	MTP-24F
	L260 Opt	30H	550	29H-VHD	
	L2600DT, L2600F	24	585	C24-XHD ⁴⁸	MT-24
	L2650	24F	490	MT-24F	MTP-24F
	L275	24F	550	MT-24F	MTP-24F
	L275 Opt	30H	550	29H-VHD	
	L2800	24	585	C24-XHD ⁴⁸	MT-24
	L285	24F	550	MT-24F	MTP-24F
	L285 Opt	30H	550	29H-VHD	
	L2900	24	585	C24-XHD ⁴⁸	MT-24
	L295	24F	550	MT-24F	MTP-24F
	L295 Opt	30H	550	29H-VHD	
	L2950	24F	490	MT-24F	MTP-24F
	L3000, L3000DT	24	585	C24-XHD ⁴⁸	MT-24
	L3000F	24	585	C24-XHD ⁴⁸	MT-24
	L3010	24	490	C24-XHD	MT-24
	L305	24F	550	MT-24F	MTP-24F
	L305 Opt	30H	550	29H-VHD	
	L3130, L3300	24	585	C24-XHD ⁴⁸	MT-24
	L3410	24F	490	MT-24F	MTP-24F
	L3430	24	585	C24-XHD ⁴⁸	MT-24
	L345	24F	550	MT-24F	MTP-24F
	L345 Opt	30H	550	29H-VHD	
	L35	24	490	C24-XHD	MT-24
	L355SS	24F	550	MT-24F	MTP-24F
	L355SS Opt	30H	550	29H-VHD	
	L3600	27	450	MT-27	
	L3710	24	585	C24-XHD ⁴⁸	MT-24
	L4000, L4200	27	450	MT-27	
	L4300, L4310	24	585	C24-XHD ⁴⁸	MT-24
	L4330, L4610GST	24	585	C24-XHD ⁴⁸	MT-24
	L4610HST, L4630	24	585	C24-XHD ⁴⁸	MT-24
	L5030	24	585	C24-XHD ⁴⁸	MT-24
	LA271	51R	450	MT-51R	
	LL2500	24	585	C24-XHD ⁴⁸	MT-24
Kubota • Riding Rotary Turf Mowers					
2016-02	F2260, F2560	26	450	MT-26	
2016-02	F3060	26	450	MT-26	
2016-02	GF1800	51R	450	MT-51R	
2003-02	GF1800E	51R	450	MT-51R	
Kubota • Tractors					
	M110, M120	4DLT	770	4DLT-VHD	
	M4000, M4050	30H	525	29H-VHD	
	M4500	30H	525	29H-VHD	
	M4700, M5400	31A	700	31P-LHD	31P-MHD
	M6800	31A	700	31P-LHD	31P-MHD
	M6800	31T	700	31-LHD	31-ECL
	M8030, M8200	31A	700	31P-LHD	31P-MHD
	M9000	31A	700	31P-LHD	31P-MHD
	M9580	29H	660	29H-VHD	
	T1400, T1700HX	U1	285	SP-35	SP-40

Automotive & Light Truck
Automotrices y Camiones Livianos
Automobile et Camionnette

Heavy-Duty Truck
Camiones Para Servicio Pesado
Poids Lourd

Agriculture
Agrícola
Agriculture

Industrial
Industrial
Industrial

Lawn & Garden
Césped y Jardín
Jardin et Pelouse

Powersports
Vehículos Deportivos
Sports Motorisés

Reference
Referencia
Référence

For footnotes, see inside back cover. Notas al Pie de Página 468. Référence de Bas de Page 508.

Di* Distributor item, contact your Interstate Distributor. Artículo del Distribuidor Di*, comuníquese con su Distribuidor de Interstate. Article de distributeur Di*, communiquez avec votre distributeur Interstate.

	Year	Model	Group Size	Rating (CCA)	Replacement	Alternate
Automotive & Light Truck Automotrices y Camiones Livianos Automobile et Camionnette	Kubota • Tractors (continued)					
		T1700X, T1860	U1	285	SP-35	SP-40
		TG1850	51R	450	MT-51R	
Heavy-Duty Truck Camiones Para Servicio Pesado Poids Lour	Kubota • Turf Mowers					
		ZD28	26R	450	MT-26R	
Agriculture Agrícola Agriculture	Kubota • Utility Hauling Vehicles					
		Mule 2500	B16L-B		CYTX20L-BS	
		RTV900 4x4 Diesel	26DT		MTP-75DT	
Industrial Industrial Industriel	Kubota • Utility Tractors					
		B21, L35	51	450	MT-51 ⁷	
	Kubota • Zero-Turn Mowers					
Lawn & Garden Césped y Jardín Jardin et Pelouse	2016-02	FZ2100, FZ2400	26	450	MT-26	
	2023-15	ZD1011-60	26R	450	MT-26R	
	2023-15	ZD1011-60	51R	450	MT-51R	
Powersports Vehículos Deportivos Sports Motorisés	2023-15	ZD1211-72	26R	450	MT-26R	
	2023-15	ZD1211-72	51R	450	MT-51R	
	2023-15	ZD1211R-60R	26R	450	MT-26R	
Reference Referencia Référence	2023-15	ZD1211R-60R	51R	450	MT-51R	
	2023-15	ZD1211RL-72R	26R	450	MT-26R	
	2023-15	ZD1211RL-72R	51R	450	MT-51R	
Lawn & Garden Césped y Jardín Jardin et Pelouse	2023-17	ZD1511LF-72	26R	450	MT-26R	
	2023-17	ZD1511LF-72	51R	450	MT-51R	
	2023-17	ZD1511RL-60R	26R	450	MT-26R	
Lawn & Garden Césped y Jardín Jardin et Pelouse	2023-17	ZD1511RL-60R	51R	450	MT-51R	
	2023-17	ZD1511RLF-72R	26R	450	MT-26R	
	2023-17	ZD1511RLF-72R	51R	450	MT-51R	
Lawn & Garden Césped y Jardín Jardin et Pelouse	2003-02	ZD18	26R	450	MT-26R	
	2003-02	ZD18	51R	450	MT-51R	
	2009-04	ZD18F	26R	450	MT-26R	
Lawn & Garden Césped y Jardín Jardin et Pelouse	2009-04	ZD18F	51R	450	MT-51R	
	2003-02	ZD21	26R	450	MT-26R	
	2003-02	ZD21	51R	450	MT-51R	
Lawn & Garden Césped y Jardín Jardin et Pelouse	2009-04	ZD21F	26R	450	MT-26R	
	2009-04	ZD21F	51R	450	MT-51R	
	2009-04	ZD25F	26R	450	MT-26R	
Lawn & Garden Césped y Jardín Jardin et Pelouse	2009-04	ZD25F	51R	450	MT-51R	
	2009-04	ZD28F	26R	450	MT-26R	
	2009-04	ZD28F	51R	450	MT-51R	
Lawn & Garden Césped y Jardín Jardin et Pelouse	2016-10	ZD321	51R	450	MT-51R	
	2016-10	ZD323, ZD326	51R	475	MT-51R	
	2016-10	ZD331	51R	475	MT-51R	
Lawn & Garden Césped y Jardín Jardin et Pelouse	2009-04	ZG20, ZG23	U1	285	SP-35	SP-40
	2016-09	ZG222, ZG227	U1	285	SP-35	SP-40
	2016-10	ZG327	U1	300	SP-35	SP-40
Lawn & Garden Césped y Jardín Jardin et Pelouse	2016-12	ZG332, ZP330	51R	475	MT-51R	
	Lastec • Golf Course Mowers					
		321D, 420D	26	525	MT-26	
Lawn & Garden Césped y Jardín Jardin et Pelouse		425MD, 2861 FG	26	525	MT-26	
	Lastec • Lawn & Garden Equipment					
		2961 FG	26	525	MT-26	
Lawn & Garden Césped y Jardín Jardin et Pelouse		3385 WTD	26	525	MT-26	
		3696 WTD	26	525	MT-26	
		Articulator 3377T	U1		SP-30	SP-35
Lawn & Garden Césped y Jardín Jardin et Pelouse	Lastec • Zero-Turn Mowers					
	2016-02	3682, 3696	26R	525	MT-26R	
	2003-02	421D, 425HD	26	525	MT-26	
Lawn & Garden Césped y Jardín Jardin et Pelouse	2016-11	4520	26	525	MT-26	
	Lawn Boy (Gilson)/Toro • Lawn & Garden Tractors					
		333, 335	12N9-3A		12N9-3A(Disc)	
Lawn & Garden Césped y Jardín Jardin et Pelouse		53084 (18 Hp)	22F	350	SP-22F	MTP-75DT
		5802, 5803, 7258E	12N9-3A		12N9-3A(Disc)	
		7259E, 7260E	12N9-3A		12N9-3A(Disc)	
Lawn & Garden Césped y Jardín Jardin et Pelouse		8227E, 8228E	12N9-3A		12N9-3A(Disc)	
		8229E, 8229EA	12N9-3A		12N9-3A(Disc)	
		8233E	12N9-3A		12N9-3A(Disc)	
Lawn & Garden Césped y Jardín Jardin et Pelouse		ES Series	U1R	175	SP-30R	SP-35R
		GT18, GT18H	26R	350	MT-26R	
		LT11, LT12, LT12H	U1		SP-30	SP-35
Lawn & Garden Césped y Jardín Jardin et Pelouse	Lawn Boy (Gilson)/Toro • Other					
		9328E, 9328ES	U1		SP-30	SP-35
		9329E	U1		SP-30	SP-35

Year	Model	Group Size	Rating (CCA)	Replacement	Alternate
Lawn Boy (Gilson)/Toro • Other (continued)					
	9329ES	U1R		SP-30R	SP-35R
	9365ES, 9368E	U1		SP-30	SP-35
	9368ES, 9369ES	U1		SP-30	SP-35
	9369ES	U1R		SP-30R	SP-35R
Lawn Boy (Gilson)/Toro • Rear Engine Riders					
	52145 (12 Hp)	U1		SP-30	SP-35
	RE 12e, RE 8e	U1		SP-30	SP-35
Lawn Boy (Gilson)/Toro • Yard Tractors					
	YT16	U1	350	SP-40	
Lawn General (Murry) • Lawn Tractors					
	12.5 Hp/38	U1		SP-30	SP-35
	17.5 Hp/46	U1		SP-30	SP-35
	20.0 Hp/52	U1		SP-30	SP-35
Lesco • Hydro Commercial Walk-Behinds					
	024952, 026348	U1	245	SP-30	SP-35
	030248, 030252	U1	245	SP-30	SP-35
	701079, 701080	U1	245	SP-30	SP-35
Lesco • Zero-Turn Mowers					
	52ZTR	U1	190	SP-18	SP-30
	LCR 200 Tractor	24	525	C24-XHD	MT-24
2004-02	Viper	U1	245	SP-30	SP-35
Locke-Devere • Lawn & Garden Equipment					
	10, 12, 21, 22, 23	22NF	390	SP-22NF	
	3, 5, 6, 8, 8/23	22NF	390	SP-22NF	
Magnum • Lawn & Garden Equipment					
	All	U1		SP-30	SP-35
Massey-Ferguson • Compact Tractors					
	MF-10, MF-12	U1R	200	SP-30R	SP-35R
	MF14, MF16	24	465	C24-XHD	MT-24
	MF-7, MF-8	U1R	200	SP-30R	SP-35R
Massey-Ferguson • Garden Tractors					
2016-06	2723H	22F	390	SP-22F	MTP-75DT
2016-06	2723H, 2825H	U1	200	SP-18	SP-30
2016-06	2875H	U1	200	SP-18	SP-30
2016-06	2927H, 2927LC	51	500	MT-51	
Massey-Ferguson • Gear Lawn Tractors					
	2409G, 2512G	U1	200	SP-18	SP-30
	2514G	U1	200	SP-18	SP-30
Massey-Ferguson • Hydrostatic Front					
	Cut 2316H	U1	300	SP-35	SP-40
Massey-Ferguson • Hydrostatic Garden Tractors					
	2618H	U1	340	SP-40	
	2618H	U1	200	SP-18	SP-30
	2716H, 2717H	U1	340	SP-40	
	2718H	U1	340	SP-40	
	2720H	U1	200	SP-18	SP-30
	2818H, 2818PS	22F	390	SP-22F	MTP-75DT
	2820H, 2820HPS	51	500	MT-51	
	2823HPS	51	500	MT-51	
	2918H, 2920H	22F	390	SP-22F	MTP-75DT
	2920LC, 2923H	51	500	MT-51	
	2924D, 2925H	51	500	MT-51	
Massey-Ferguson • Hydrostatic Lawn Tractors					
	2512H, 2514H	U1	200	SP-18	SP-30
	2515G, 2515H	U1	200	SP-18	SP-30
	2516H, 2614H	U1	200	SP-18	SP-30
	2615H, 2615HC	U1	200	SP-18	SP-30
	2616C, 2616H	U1	200	SP-18	SP-30
	2717H, 2316H	U1	200	SP-18	SP-30
Massey-Ferguson • Hydrostatic Riding Mowers					
	2412H, 2413H	U1	230	SP-30	SP-35
Massey-Ferguson • Lawn & Garden					
2007-06	MFZT29, MFZT33	U1		SP-30	SP-35
Massey-Ferguson • Lawn & Garden Tractors					
	1200	26R	390	MT-26R	
	1205, 1225	51	500	MT-51	
	1231, 1232, 1235	24	200	C24-XHD	MT-24
	1244	24	200	C24-XHD	MT-24
	1450, 1650, 1655	26R	390	MT-26R	
	1855, 85	26R	390	MT-26R	

Automotive & Light Truck
Automotrices y Camiones Livianos
Automobile et Camionnette

Heavy-Duty Truck
Camiones Para Servicio Pesado
Poids Lourd

Agriculture
Agrícola
Agriculture

Industrial
Industrial
Industrial

Lawn & Garden
Césped y Jardín
Jardin et Pelouse

Powersports
Vehículos Deportivos
Sports Motorisés

Reference
Referencia
Référence

For footnotes, see inside back cover. Notas al Pie de Página 468. Référence de Bas de Page 508.

Di* Distributor item, contact your Interstate Distributor. Artículo del Distribuidor Di*, comuníquese con su Distribuidor de Interstate. Article de distributeur Di*, communiquez avec votre distributeur Interstate.

	Year	Model	Group Size	Rating (CCA)	Replacement	Alternate
Automotive & Light Truck Automotrices y Camiones Livianos Automobile et Camionnette	Massey-Ferguson • Lawn Tractors					
	2016-06	2518H, 2520H	U1	200	SP-18	SP-30
	2016-06	2522H, 2524H	U1	200	SP-18	SP-30
	2016-06	2620H	U1	200	SP-18	SP-30
Heavy-Duty Truck Camiones Para Servicio Pesado Poids Lourds	Massey-Ferguson • Rear Engine Riders					
	2005-02	2411G	U1	200	SP-18	SP-30
	2005-02	2414H	U1	230	SP-30	SP-35
	Massey-Ferguson • Zero-Turn Riding Mowers					
Agriculture Agrícola Agriculture		ZT 14H, ZT 16H	U1	200	SP-18	SP-30
		ZT 18H	U1	200	SP-18	SP-30
		ZT 18H, ZT16	U1	200	SP-18	SP-30
		ZT1850	U1	340	SP-40	
	Maxim • Handy-Haul Carts					
		MHH85BE4T	U1	250	SP-30	SP-35
	Maxim • Rear Engine Riders					
		BEICHP, M 830	U1	250	SP-30	SP-35
		M 830 B	U1	250	SP-30	SP-35
		M 830 BEICHP	U1	250	SP-30	SP-35
Industrial Industrial Industriel		M1230 BEIC	U1	250	SP-30	SP-35
		M30 BEIC	U1	250	SP-30	SP-35
		M830 BEIC	U1	250	SP-30	SP-35
	2008-02	MH1230 BEIC (8, 12, 13, 14 Hp)	U1	250	SP-30	SP-35
	Maxim • Zero-Turn Mowers					
	2002	Z3014, Z4214	U1	250	SP-30	SP-35
	2002	Z4216, Z4220	U1	250	SP-30	SP-35
	2002	Z4816	U1	250	SP-30	SP-35
	2003-02	Z4820	U1	250	SP-30	SP-35
		Maxim • Zero-Turn Radius Riders				
	Z4316 BVG	U1	250	SP-30	SP-35	
Lawn & Garden Césped y Jardín Jardin et Pelouse	Minneapolis-Moline • Lawn & Garden Equipment					
		All	U1		SP-30	SP-35
	Mitsubishi • Lawn & Garden Tractors					
		160, 180	22NF		SP-22NF	
		210, 250	24		C24-XHD	MT-24
	Montgomery Ward • Garden Tractors					
		33000 Series	26R		MT-26R	
	Montgomery Ward • Riding Mowers					
		1300-1400 Series	U1		SP-30	SP-35
		99 and under Series	B9-B		IB9-B	
Powersports Vehículos Deportivos Sports Motorisés	Moridge Mfg. Inc. • Lawn & Garden Equipment					
		1210, 1622, 1822	U1		SP-30	SP-35
	Mowett Sales Co. • Riding Mowers: Electric					
		248E (All Electric)	U1		SP-30	SP-35
	MTD • Riders & Tractors					
		B560B, E451F	U1	150	SP-18	SP-30
		G695G	U1	270	SP-35	SP-40
		H661F, L450C	U1	150	SP-18	SP-30
		L660F	U1	150	SP-18	SP-30
		M660G, Q665H	U1	270	SP-35	SP-40
	S825H	U1	270	SP-35	SP-40	
Reference Referencia Référence	MTD • Walk-Behinds					
		1848F, Z2256	U1		SP-30	SP-35
	MTD • Zero-Turn Mowers					
		Z2554	U1		SP-30	SP-35
	MTD Pro • Commercial Walk-Behind Mowers					
	2004-02	1748F, 1852H	U1	190	SP-18	SP-30
	2004-02	2054F, 2260F	U1	190	SP-18	SP-30
	MTD Pro • Zero-Turn Mowers					
	2004-02	MMZ-2554	U1	190	SP-18	SP-30
	2004-02	MMZ-2560	U1	190	SP-18	SP-30
Reference Referencia Référence	MTD/Yard Man • Lawn & Garden Tractors					
		300 Series, 385	B14L-A2		IB14L-A2	CYTX14AHL-BS
		395, 400 Series	B14L-A2		IB14L-A2	CYTX14AHL-BS
		410, 412, 435, 445	B14L-A2		IB14L-A2	CYTX14AHL-BS
		465, 466, 485, 489	B14L-A2		IB14L-A2	CYTX14AHL-BS
		495, 497	B14L-A2		IB14L-A2	CYTX14AHL-BS
		500 Series, 525	B14L-A2		IB14L-A2	CYTX14AHL-BS
		526, 542, 600	B14L-A2		IB14L-A2	CYTX14AHL-BS
		600 Series, 632	B14L-A2		IB14L-A2	CYTX14AHL-BS
		660, 672, 682, 698	B14L-A2		IB14L-A2	CYTX14AHL-BS

Year	Model	Group Size	Rating (CCA)	Replacement	Alternate
MTD/Yard Man • Lawn & Garden Tractors (continued)					
	700-800 Series (Twin Cyl)	B50-N18L-A		I50-N18L-A	
	760, 775, 795, 796	B14L-A2		IB14L-A2	CYTX14AHL-BS
	812, 852	U1		SP-30	SP-35
	960, 990	22NF		SP-22NF	
Murray Ohio Mfg. Co. • Heavy Duty Garden Tractors					
	46379, 52370	U1	250	SP-30	SP-35
Murray Ohio Mfg. Co. • Lawn Tractors					
	38500, 40530	U1	250	SP-30	SP-35
	42560, 46560	U1	250	SP-30	SP-35
	48560	U1	250	SP-30	SP-35
Murray Ohio Mfg. Co. • Rear Engine Riders					
	30545	U1	190	SP-18	SP-30
Murray Ohio Mfg. Co. • Riding Mowers					
	10 Hp/30, 12 Hp/38	U1	230	SP-30	SP-35
	12 Hp/40	U1	230	SP-30	SP-35
	12.5 Hp/38	U1		SP-30	SP-35
	12.5 Hp/40	U1		SP-30	SP-35
	14 Hp/40, 14 Hp/46	U1	230	SP-30	SP-35
	14.5 Hp/42	U1		SP-30	SP-35
	16 Hp/42, 16 Hp/46	U1		SP-30	SP-35
	17.5 Hp/46	U1		SP-30	SP-35
	18 Hp/42	U1	230	SP-30	SP-35
	18 Hp/46	U1		SP-30	SP-35
	18 Hp/46 LTX	U1		SP-30	SP-35
	20 Hp/52" cut	U1	250	SP-30	SP-35
	2523, 3033, 3035	B14L-A2		IB14L-A2	CYTX14AHL-BS
	31515, 31704	U1		SP-30	SP-35
	35500	U1R		SP-30R	SP-35R
	35560, 36502	U1		SP-30	SP-35
	36506, 36508	U1		SP-30	SP-35
	36519, 36523	U1		SP-30	SP-35
	36534, 36557	U1		SP-30	SP-35
	36560, 3662, 3666	U1		SP-30	SP-35
	3667, 3697	U1		SP-30	SP-35
	38204, 38205	U1R		SP-30R	SP-35R
	38206, 38211	U1R		SP-30R	SP-35R
	38219	U1		SP-30	SP-35
	38219, 39044	U1R		SP-30R	SP-35R
	40700, 40708	U1R		SP-30R	SP-35R
	40713, 4169	U1		SP-30	SP-35
	6-3050 2x4	B14L-A2		IB14L-A2	CYTX14AHL-BS
	6-30502	B14L-A2		IB14L-A2	CYTX14AHL-BS
	6-3070 2x4	B14L-A2		IB14L-A2	CYTX14AHL-BS
	6-30702, 7-30502	B14L-A2		IB14L-A2	CYTX14AHL-BS
	All Rear Engine Mowers	B14L-A2		IB14L-A2	CYTX14AHL-BS
Murray Ohio Mfg. Co. • Walk-Behinds					
	20705 X6	U1	165	SP-18	SP-30
	20705 X92	U1	165	SP-18	SP-30
New Holland Lawn & Garden • Compact Tractors					
	MC28	35	450	MT-35	MTP-35
	TC18, TC21	24	450	C24-XHD	MT-24
	TC24D	24	450	C24-XHD	MT-24
	TC24D	51	450	MT-51	
	TC25, TC29	24	450	C24-XHD	MT-24
	TC29D	24	450	C24-XHD	MT-24
	TC29D	51	450	MT-51	
	TC33, TC33D	24	450	C24-XHD	MT-24
	TC33D	51	450	MT-51	
	TC35, TC35D	24	450	C24-XHD	MT-24
	TC35D	51	450	MT-51	
	TC40, TC45	24	450	C24-XHD	MT-24
New Holland Lawn & Garden • Garden Tractors					
	GT18, GT20, GT22	U1	200	SP-18	SP-30
	LS35, LS45, LS55	U1	280	SP-35	SP-40
New Holland Lawn & Garden • Tractors					
	MC Series	24F	450	MT-24F	MTP-24F
	TC Series	51	450	MT-51	
	TN Series	49	730	MT-49/H8	MTP-49/H8

Automotive & Light Truck
Automotrices y Camiones Livianos
Automobile et Camionnette

Heavy-Duty Truck
Camiones Para Servicio Pesado
Poids Lourd

Agriculture
Agrícola
Agriculture

Industrial
Industrial
Industrial

Lawn & Garden
Césped y Jardín
Jardin et Pelouse

Powersports
Vehículos Deportivos
Sports Motorisés

Reference
Referencia
Référence

For footnotes, see inside back cover. Notas al Pie de Página 468. Référence de Bas de Page 508.

Di* Distributor item, contact your Interstate Distributor. Artículo del Distribuidor Di*, comuníquese con su Distribuidor de Interstate. Article de distributeur Di*, communiquez avec votre distributeur Interstate.

	Year	Model	Group Size	Rating (CCA)	Replacement	Alternate
Automotive & Light Truck Automotrices y Camiones Livianos Automobile et Camionnette	Noma • Lawn & Garden Equipment					
		13543 Signature	U1	190	SP-18	SP-30
		14.5 Hp/40"	U1	190	SP-18	SP-30
		14.5 Hp/43"	U1	190	SP-18	SP-30
		14450 Signature	U1	190	SP-18	SP-30
		15 Hp/43"	U1	250	SP-30	SP-35
		16 Hp/ 43"	U1	250	SP-30	SP-35
		18 Hp/43" Command	U1	250	SP-30	SP-35
		19 Hp/46" Automatic Drive	U1	250	SP-30	SP-35
		320805	B14L-A2		IB14L-A2	CYTX14AHL-BS
Heavy-Duty Truck Camiones Para Servicio Pesado Poids Lourds		321050 to 321054	B14L-A2		IB14L-A2	CYTX14AHL-BS
		328000 to 328018	B14L-A2		IB14L-A2	CYTX14AHL-BS
		360100, 360101	B14L-A2		IB14L-A2	CYTX14AHL-BS
		GT1-1646	U1	190	SP-18	SP-30
		GT18 Hp/43"	U1	250	SP-30	SP-35
		GT18 Hp/46"	U1	250	SP-30	SP-35
		GTX-1846	U1	250	SP-30	SP-35
		LT-1239, LX1-1340	U1	250	SP-30	SP-35
		LX1-1440	U1	250	SP-30	SP-35
		LX1-1646, LX-1240	U1	250	SP-30	SP-35
Agriculture Agrícola Agriculture	Poloren Products • Garden Tractors					
		2016-06 PBGT26H54	U1R	280	SP-35R	
	Poloren Products • Lawn & Garden Equipment					
		6502M, 6504M	U1R		SP-30R	SP-35R
		8900 Series	U1		SP-30	SP-35
		9503M	U1R		SP-30R	SP-35R
		9900 Series	U1		SP-30	SP-35
	Poulan Pro • Lawn Tractors					
		2016-06 PB19546LT	U1R	230	SP-35R	SP-30R
		2016-06 PB195H42LT	U1R	230	SP-35R	SP-30R
	2016-06 PB195H46YT	U1R	230	SP-35R	SP-30R	
	2016-06 PB22H46YT	U1R	280	SP-35R		
	2016-06 PB22H54YT	U1R	280	SP-35R		
Industrial Industrial Industriel	Poulan Pro • Tractors					
		26 Hp Hydro	U1R	230	SP-35R	SP-30R
		2007-06 BB Series Other	U1R	290	SP-35R	
		2007-06 BB185H42YT	U1R	230	SP-35R	SP-30R
		2007-06 DB Series	U1R	230	SP-35R	SP-30R
		EXG1182V	U1	230	SP-30	SP-35
		P01538, P01742ST	U1R	230	SP-35R	SP-30R
		P017H42ST	U1R	230	SP-35R	SP-30R
		P145H42	U1R	230	SP-35R	SP-30R
		2007-06 PD Series	U1R	230	SP-35R	SP-30R
Lawn & Garden Césped y Jardín Jardin et Pelouse		PD18H42ST	U1R	230	SP-35R	SP-30R
		PD18HST	U1R	230	SP-35R	SP-30R
		PD204ST	U1R	230	SP-35R	SP-30R
		PD20PH48ST	U1R	230	SP-35R	SP-30R
		PD25PH48ST	U1R	230	SP-35R	SP-30R
		PDGT20H48ST	U1R	230	SP-35R	SP-30R
		PDGT26H48	U1R	230	SP-35R	SP-30R
		2007-06 PK Series	U1R	290	SP-35R	
		PP11536	U1R	230	SP-35R	SP-30R
		PP125H38	U1R	230	SP-35R	SP-30R
Powersports Vehículos Deportivos Sports Motorisés		PP1338, PP1388	U1R	230	SP-35R	SP-30R
		PP155H42	U1R	230	SP-35R	SP-30R
		PP16H42, PP1844	U1R	230	SP-35R	SP-30R
		PP1846A	U1R	230	SP-35R	SP-30R
		PP18H46, PP2250	U1R	230	SP-35R	SP-30R
		PP22H50, Pro 544	U1R	230	SP-35R	SP-30R
		XEG1182H	U1	230	SP-30	SP-35
		XEL1122	U1	230	SP-30	SP-35
		XEY1142	U1	230	SP-30	SP-35
	Reference Referencia Référence	Power King • Garden Tractors				
		2004-02 1220HV	U1	300	SP-35	SP-40
		2004-02 1620 GV, 1622 HV	22F	460	SP-22F ⁴⁸	MTP-75DT
		2004-02 UT 622HV	22F	460	SP-22F ⁴⁸	MTP-75DT
Power King • Tractors						
		1212, 1214	U1	300	SP-35	SP-40
		1218	26R	460	MT-26R	
		1218 HV	22NF	390	SP-22NF	
		1614, 1617, 1618	26R	460	MT-26R	
		1618 GV	22NF	390	SP-22NF	

Year	Model	Group Size	Rating (CCA)	Replacement	Alternate
Power King • Tractors (continued)					
	1620	26R	460	MT-26R	
	1620 HV	22NF	390	SP-22NF	
	2414, 2417, 2418	26R	460	MT-26R	
	UT 620HV	22NF	390	SP-22NF	
Rally • Riding Mowers					
	10 Hp	U1		SP-30	SP-35
	1036	U1R		SP-30R	SP-35R
	11 Hp, 12 Hp	U1		SP-30	SP-35
	1238	U1R		SP-30R	SP-35R
	14 Hp	U1		SP-30	SP-35
	1438	U1R		SP-30R	SP-35R
	16 Hp, 18 Hp	U1		SP-30	SP-35
	GT250, RL1844	U1R		SP-30R	SP-35R
Ram Power Equipment • Chippers					
	13/24, 16/24, 20/30	U1	350	SP-40	
	30/25DH, 30/25H	U1	350	SP-40	
	30/50DH, 13/PT	U1	350	SP-40	
Ram Power Equipment • Stumpers					
	20/PT, 20/PT-HD	U1	350	SP-40	
	20SPH, 20SPH-HD	U1	350	SP-40	
Ransomes • Lawn & Garden Tractors					
	723D	26	450	MT-26	
	951D	24	550	C24-XHD	MT-24
	Bob Cat walk-behind	U1	300	SP-35	SP-40
	Cushman Groom Master	24F	500	MT-24F	MTP-24F
	FM74S	26R	450	MT-26R	
	T-16K, T-1861	U1	300	SP-35	SP-40
	T-22DV, T-28WCG	26R	450	MT-26R	
	T-3100 Rider	U1	300	SP-35	SP-40
Ransomes • Zero-Turn Mowers					
	All 200 Series	U1	300	SP-35	SP-40
	Bob Cat ZT 100	U1	300	SP-35	SP-40
	Bob Cat ZT 2000	U1	300	SP-35	SP-40
Ravco • Stump Cutters					
	RG13	24F		MT-24F ⁷	MTP-24F ⁷
	RG13	26R		MT-26R	
	RG1625 Super Jr.	24F		MT-24F ⁷	MTP-24F ⁷
	RG1625 Super Jr.	35		MT-35	MTP-35
	RG20	24F		MT-24F ⁷	MTP-24F ⁷
	RG20	26R		MT-26R	
	RG20HD	24F		MT-24F ⁷	MTP-24F ⁷
	RG20HD	26R		MT-26R	
	RG50	24F		MT-24F ⁷	MTP-24F ⁷
	RG50	35		MT-35	MTP-35
Rich Mfg. • Lawn Equipment					
2004-03	1800, 2000, 2200	U1	260	SP-35	SP-40
2004-03	2500, 1700K	U1	260	SP-35	SP-40
2007-06	LP Series Chassis Models	U1	260	SP-35	SP-40
2007-06	LP Series Deck Models	U1	260	SP-35	SP-40
Rich Mfg. • Zero-Turn Walk-Behind Riders					
2004-03	1700KL, 1700L	U1	260	SP-35	SP-40
2004-03	2000L, 2200L	U1	260	SP-35	SP-40
2004-03	2500L	U1	260	SP-35	SP-40
	WR-1700	U1	260	SP-35	SP-40
	WR-2000	U1	260	SP-35	SP-40
	WR-2200	U1	260	SP-35	SP-40
	WR-2500	U1	260	SP-35	SP-40
Roof Mfg. Co. • Lawn & Garden Equipment					
	30-N7-3, 30-N8-E	U1R		SP-30R	SP-35R
	492683, 493071	U1		SP-30	SP-35
	493081	U1		SP-30	SP-35
	830-E	U1R		SP-30R	SP-35R
	NE-8, NR-8	26R		MT-26R	
Roper • Riding Mowers					
	22, 322, 323, 622	U1		SP-30	SP-35
	63, 632, 633, 822	U1		SP-30	SP-35
	863	U1		SP-30	SP-35
	96444, 96927	B9-B		IB9-B	
	96941, K522, K832	B9-B		IB9-B	
	K852	B9-B		IB9-B	

Automotive & Light Truck
Automotrices y Camiones Livianos
Automobile et Camionnette

Heavy-Duty Truck
Camiones Para Servicio Pesado
Poids Lourd

Agriculture
Agrícola
Agriculture

Industrial
Industrial
Industrial

Lawn & Garden
Césped y Jardín
Jardin et Pelouse

Powersports
Vehículos Deportivos
Sports Motorisés

Reference
Referencia
Référence

For footnotes, see inside back cover. Notas al Pie de Página 468. Référence de Bas de Page 508.

Di* Distributor item, contact your Interstate Distributor. Artículo del Distribuidor Di*, comuníquese con su Distribuidor de Interstate. Article de distributeur Di*, communiquez avec votre distributeur Interstate.

	Year	Model	Group Size	Rating (CCA)	Replacement	Alternate
Automotive & Light Truck Automotrices y Camiones Livianos Automobile et Camionnette	Roper • Riding Mowers (continued)					
		K9224AR	B14L-A2		IB14L-A2	CYTX14AHL-BS
		K922PRA	B14L-A2		IB14L-A2	CYTX14AHL-BS
		K9324AAR	B14L-A2		IB14L-A2	CYTX14AHL-BS
		K932PRA	B14L-A2		IB14L-A2	CYTX14AHL-BS
		L722, L72256R	B9-B		IB9-B	
	L8000AT	B14L-A2		IB14L-A2	CYTX14AHL-BS	
Heavy-Duty Truck Camiones Para Servicio Pesado Poids Lourds	SABRE (By John Deere) • Garden Tractors					
	2002	1948GV, 1948HV	U1	230	SP-30	SP-35
	2002	2148HV	U1	230	SP-30	SP-35
	2003-02	2354HV, 2554HV	U1	230	SP-30	SP-35
	SABRE (By John Deere) • Lawn & Garden Tractors					
		1538GS, 1538HS	U1	230	SP-30	SP-35
	1542GS, 1642GS	U1	230	SP-30	SP-35	
	1642HS, 1642HV	U1	230	SP-30	SP-35	
	1646HS, 1646HV	U1	230	SP-30	SP-35	
	1842GV, 1842HV	U1	230	SP-30	SP-35	
	1843HV, 1848GV	U1	230	SP-30	SP-35	
	1848HV, 2048HV	U1	230	SP-30	SP-35	
	22354HV	U1	230	SP-30	SP-35	
Agriculture Agrícola Agriculture	SABRE (By John Deere) • Lawn Tractors					
	2002	1438GS, 1438HS	U1	230	SP-30	SP-35
	2002	1542HS	U1	230	SP-30	SP-35
	2003-02	2046HV	U1	230	SP-30	SP-35
	Sakai American • Lawn Equipment					
		SW300, SW320	24	575	C24-XHD	MT-24
	SW330	24	575	C24-XHD	MT-24	
Industrial Industrial Industriel	Sakai American • Rollers					
	2007-06	SW Series	24	575	C24-XHD	MT-24
	2004	SW300, SW320	24	575	C24-XHD	MT-24
	2004	SW330	24	575	C24-XHD	MT-24
	Salaco • Woodchippers					
		84 Series	U1		SP-30	SP-35
	86 Series	24F	575	MT-24F	MTP-24F	
Lawn & Garden Césped y Jardín Jardin et Pelouse	Scag • Commercial Walk-Behind Mowers					
	2016-02	SW, SWZ	U1	220	SP-30	SP-35
	2002	SWU	U1	220	SP-30	SP-35
	2011-02	SWZU	U1	220	SP-30	SP-35
	Scag • Lawn & Garden Tractors					
		All STG-Series	U1	220	SP-30	SP-35
	All ST-Series	U1	220	SP-30	SP-35	
Powersports Vehículos Deportivos Sports Motorisés	Scag • Lawn Equipment					
	2004	STHM 61	U1	220	SP-30	SP-35
	2004	STHM 72	U1	220	SP-30	SP-35
	Scag • Riding Rotary Turf Mowers					
	2016-02	STHM	U1	220	SP-30	SP-35
	Scag • Zero-Turn Mowers					
2016-07	FREEDOM Z	U1	220	SP-30	SP-35	
2008-04	SabreTooth Turf Tiger	U1	220	SP-30	SP-35	
2016-09	Tiger Cat	U1	220	SP-30	SP-35	
2004	Tiger Cub	U1	220	SP-30	SP-35	
2008-06	Tiger Cub	U1	220	SP-30	SP-35	
2016-04	Turf Tiger	U1	220	SP-30	SP-35	
2012-03	Wild Cat	U1	220	SP-30	SP-35	
2008-04	Z Cat	U1	220	SP-30	SP-35	
Reference Referencia Référence	SCOTTS (By Murray) • Garden Tractors					
		42531X8, 42561X8	U1	250	SP-30	SP-35
		46561X8, 46562X8	U1	250	SP-30	SP-35
		50560X8, 50563XS	U1	250	SP-30	SP-35
	2003-02	S2048, S2348	U1	230	SP-30	SP-35
		S2546	U1	230	SP-30	SP-35
2002	S2554	U1	230	SP-30	SP-35	
	SCOTTS (By Murray) • Lawn Tractors					
2002	S1642	U1	230	SP-30	SP-35	
2003-02	S2046	U1	230	SP-30	SP-35	
	Sears • Lawn & Garden Tractors					
	131.96927 - 131.969310	12N9-3A		12N9-3A(Disc)		
	131.96941 - 131.96970	12N9-3A		12N9-3A(Disc)		
	136, 137, 140, 141	B16L-B		CYTX20L-BS		
	142	B16L-B		CYTX20L-BS		

Year	Model	Group Size	Rating (CCA)	Replacement	Alternate
Sears • Lawn & Garden Tractors (continued)					
	25424, 25431	U1		SP-30	SP-35
	25432, 25434	U1		SP-30	SP-35
	25435, 25474	U1		SP-30	SP-35
	255113, 255120	B9-B		IB9-B	
	255212, 255221	B9-B		IB9-B	
	255223, 255232	B9-B		IB9-B	
	255240, 255250	B9-B		IB9-B	
	25541, 25558	U1		SP-30	SP-35
	25582, 256128	U1		SP-30	SP-35
	256135, 256321	U1		SP-30	SP-35
	256575, 256576	U1		SP-30	SP-35
	256619, 25700	U1		SP-30	SP-35
	25710, 25760	U1		SP-30	SP-35
	25770, 25780	U1		SP-30	SP-35
	502.23365 - 502.23366	U1R		SP-30R	SP-35R
	502.256050 - 502.256051	B14L-A2		IB14L-A2	CYTX14AHL-BS
	502.256060 - 502.256063	B14L-A2		IB14L-A2	CYTX14AHL-BS
	502.256070 - 502.256071	B14L-A2		IB14L-A2	CYTX14AHL-BS
	502.256080 - 502.256081	B14L-A2		IB14L-A2	CYTX14AHL-BS
	502.2561128	U1R		SP-30R	SP-35R
	502.256120 - 502.256126	B14L-A2		IB14L-A2	CYTX14AHL-BS
	502.256130 - 502.256132	B14L-A2		IB14L-A2	CYTX14AHL-BS
	502.2561321	U1R		SP-30R	SP-35R
	502.256134 - 502.256136A	B14L-A2		IB14L-A2	CYTX14AHL-BS
	502.256135 - 502.256136	B20L-BS		CYTX20L-BS	CYTX20HL-BS
	502.256137 - 502.256140	B20L-BS		CYTX20L-BS	CYTX20HL-BS
	502.256138	B14L-A2		IB14L-A2	CYTX14AHL-BS
	502.256141 - 502.256142	B20L-BS		CYTX20L-BS	CYTX20HL-BS
	502.2561575	U1R		SP-30R	SP-35R
	502.2561576	U1R		SP-30R	SP-35R
	502.25617 - 502.25619	U1R		SP-30R	SP-35R
	536.250820 - 536.250823	12N9-3A		12N9-3A(Disc)	
	536.250870 - 536.250920	12N9-3A		12N9-3A(Disc)	
	536.250922 - 536.255110	12N9-3A		12N9-3A(Disc)	
	536.255112 - 536.255113	12N9-3A		12N9-3A(Disc)	
	536.255212 - 536.255220	12N9-3A		12N9-3A(Disc)	
	536.255221 - 536.255230	12N9-3A		12N9-3A(Disc)	
	536.255232 - 536.255240	12N9-3A		12N9-3A(Disc)	
	536.255250 - 536.657020	12N9-3A		12N9-3A(Disc)	
	536.657040 - 536.657060	12N9-3A		12N9-3A(Disc)	
	536.657080 - 536.658080	12N9-3A		12N9-3A(Disc)	
	536.963100 -	12N9-3A		12N9-3A(Disc)	
	8-2525, 8-3035	B14L-A2		IB14L-A2	CYTX14AHL-BS
	881400, 88170	B9-B		IB9-B	
	917.25424	U1R		SP-30R	SP-35R
	917.25431	U1R		SP-30R	SP-35R
	917.25435	U1R		SP-30R	SP-35R
	917.25474	U1R		SP-30R	SP-35R
	917.255121 - 917.259180	12N9-3A		12N9-3A(Disc)	
	917.255260 - 917.255270	B14L-A2		IB14L-A2	CYTX14AHL-BS
	917.255273 - 917.255330	B14L-A2		IB14L-A2	CYTX14AHL-BS
	917.255340	B14L-A2		IB14L-A2	CYTX14AHL-BS
	917.25541	U1R		SP-30R	SP-35R
	917.25558	U1R		SP-30R	SP-35R
	917.25582	U1R		SP-30R	SP-35R
	917.259320	12N9-3A		12N9-3A(Disc)	
	917-250740 - 917.255120	12N9-3A		12N9-3A(Disc)	
	Compact, Custom	U1		SP-30	SP-35
	K8327AR	B9-B		IB9-B	
	SS, ST, Suburban	U1		SP-30	SP-35
Simplicity • Chipper Vacuums					
	8/25 SE	U1		SP-30	SP-35
Simplicity • Commercial Walk-Behind Mowers					
2004-02	Derby Pacer	U1	220	SP-30	SP-35
2011-04	Pacer	U1	220	SP-30	SP-35
Simplicity • Garden Tractors					
2016-02	Conquest	U1	340	SP-40	
2005-02	Legacy	51	500	MT-51	
2016-06	Legacy XL	51	500	MT-51	
2016-02	Prestige	U1	230	SP-30	SP-35

Automotive & Light Truck
Automotrices y Camiones Livianos
Automobile et Camionnette

Heavy-Duty Truck
Camiones Para Servicio Pesado
Poids Lourd

Agriculture
Agrícola
Agriculture

Industrial
Industrial
Industrial

Lawn & Garden
Césped y Jardín
Jardin et Pelouse

Powersports
Vehículos Deportivos
Sports Motorises

Reference
Referencia
Référence

	Year	Model	Group Size	Rating (CCA)	Replacement	Alternate	
Automotive & Light Truck Automotrices y Camiones Livianos Automobile et Camionnette	Simplicity • Gear Lawn Tractors						
		2514G, 514G	U1		SP-30	SP-35	
Heavy-Duty Truck Camiones Para Servicio Pesado Poids Lourds	Simplicity • Hydrostatic Lawn Tractors						
		Command 20	22NF	500	DI*		
		Command 25	22NF	500	DI*		
		DM 95D Series	22NF	500	DI*		
		FD 620 Series	22NF	500	DI*		
		Landlord 16H	U1		SP-30	SP-35	
		Landlord 17H	U1		SP-30	SP-35	
		Landlord 18H	U1		SP-30	SP-35	
		Landlord 20H	U1		SP-30	SP-35	
		Landlord 23H	U1		SP-30	SP-35	
		Sovereign 18H	26R	390	MT-26R		
		Sovereign 18PS	26R	390	MT-26R		
		Sun Star 18H	26R	390	MT-26R		
		Sun Star 20H	26R	390	MT-26R		
		Trail Cruiser	U1		SP-30	SP-35	
	Agriculture Agrícola Agriculture	Simplicity • Lawn & Garden Equipment					
			Conquest 1700	U1	340	SP-40	
		Conquest 2700	U1	340	SP-40		
Industrial Industriel Industriel	Simplicity • Lawn & Garden Tractors						
		12FCH, 16CFC	U1		SP-30	SP-35	
		16FCC, 16GTH	U1		SP-30	SP-35	
		17GTH, 18CFC	26R		MT-26R		
		3008, 3008-3	B9-B		IB9-B		
		3105, 3108, 3110	U1		SP-30	SP-35	
		4080, 4111, 4208	U1		SP-30	SP-35	
		4211, 4212, 5008	U1		SP-30	SP-35	
		5010	22NF		SP-22NF		
		5211, 5212, 5216	U1		SP-30	SP-35	
		6008, 6011, 6211	U1		SP-30	SP-35	
		6216	U1		SP-30	SP-35	
		7010, 7012, 7013	22NF		SP-22NF		
		7014, 7016, 7112	22NF		SP-22NF		
		7116, 7117, 7119	22NF		SP-22NF		
		7790	24		C24-XHD	MT-24	
		9020	70		SP-70	MT-75	
		99075	B9-B		IB9-B		
		990755, 990756	22NF		SP-22NF		
		990757, 990758	22NF		SP-22NF		
	990759	22NF		SP-22NF			
	990780	U1		SP-30	SP-35		
Lawn & Garden Césped y Jardín Jardin et Pelouse	Simplicity • Lawn Tractors						
		2005-02 Baron	U1	340	SP-40		
		2016-02 Broadmoor	U1 ⁵⁷	340	SP-40		
		2005-02 Express	U1	200	SP-18	SP-30	
		2004-02 Regent	U1	230	SP-30	SP-35	
		2016-06 Regent	U1	230	SP-30	SP-35	
Powersports Vehículos Deportivos Sports Motorisés	Simplicity • Mowers						
		2004-02 Colt	U1R	365	DI*		
		2004-02 Lancer	U1	230	SP-30	SP-35	
	Simplicity • Rear Engine Riders						
		2016-02 Coronet	U1	230	SP-30	SP-35	
	Simplicity • Riding Rotary Turf Mowers						
		2004-02 Derby Morgan	U1 ⁵⁷	335	SP-40		
		2004-02 Morgan	U1 ⁵⁷	335	SP-40		
	Simplicity • Zero-Turn Mowers						
		2009-08 Axion	U1	350	SP-40		
	2009-04 Champion 20/44	U1	340	SP-40			
	2009-04 Champion 20/50	U1	340	SP-40			
	2011-10 Champion 26/52	U1	340	SP-40			
	2016-12 Champion 27/52	U1	340	SP-40			
	2009-04 Citation 22/48	U1	340	SP-40			
	2016-12 Citation 22/52	U1	340	SP-40			
	2009-04 Citation 23/52	U1	340	SP-40			
	2011-10 Citation 25/52	U1	340	SP-40			
	2016-12 Citation 26/52	U1	340	SP-40			
	2016-10 Citation 28/61	U1	340	SP-40			
	2009-04 Cobalt 27/61	U1	350	SP-40			
	2016-10 Cobalt 30/61	U1	350	SP-40			
	2016-12 Cobalt 32/61	U1	340	SP-40			
Reference Referencia Référence							

Year	Model	Group Size	Rating (CCA)	Replacement	Alternate
Simplicity • Zero-Turn Mowers (continued)					
2008-05	Consumer Z	U1	400	DI*	
2004-02	Derby Stallion	U1	340	SP-40	
2007-04	Javelin 20/38	U1	230	SP-30	SP-35
2007-04	Javelin 20/44	U1	230	SP-30	SP-35
2007-04	Javelin 20/55	U1	230	SP-30	SP-35
2004-02	Stallion	U1	340	SP-40	
2003-02	Zero Turn	U1	400	DI*	
Snapper • Garden Tractors					
2004-02	LT150H331BU	U1	195	SP-18	SP-30
2004-02	LT150H381BU	U1	195	SP-18	SP-30
2004-02	LT150HGKU	U1	195	SP-18	SP-30
2004-02	LT160H42HBU	U1	195	SP-18	SP-30
2004-02	LT180H421U2	U1	195	SP-18	SP-30
2004-02	LT200H481BU2	U1	195	SP-18	SP-30
Snapper • Lawn & Garden Tractors					
	1233, 2650S	U1		SP-30	SP-35
	2652S, 265XS	U1		SP-30	SP-35
	266XS, 267XS	U1		SP-30	SP-35
	2680S, 308XS	U1		SP-30	SP-35
	350XS, 417XS	U1		SP-30	SP-35
	418RS, 418XS	U1		SP-30	SP-35
	KZS18482, LT11	U1		SP-30	SP-35
	LT12, LT12D, LT16	U1		SP-30	SP-35
	Z1801K	U1		SP-30	SP-35
Snapper • Lawn Mowers					
2005	YZ15384BUE	U1 ⁵⁷	190	SP-18	SP-30
2005	YZ16424BUE	U1 ⁵⁷	190	SP-18	SP-30
2005	YZ20484BUE	U1 ⁵⁷	190	SP-18	SP-30
2004-02	ZT18440KH	U1	340	SP-40	
2004-02	ZT20500BU	U1	340	SP-40	
Snapper • Lawn Tractors					
	LT 200H48	U1	220	SP-30	SP-35
2005-02	LT145H33GBV	U1	220	SP-30	SP-35
2005-02	LT145H38GBV	U1	220	SP-30	SP-35
2005-02	LT160H42GBV	U1	220	SP-30	SP-35
2005-02	LT180H48GBV2	U1	220	SP-30	SP-35
Snapper • Rider Mower					
2005	YZ15334BUE	U1 ⁵⁶	190	SP-18	SP-30
Snapper • Riding Mowers					
	Great Dane Rider	70	450	SP-70	MT-75
Snapper • Tractor/Mower					
2007-06	250Z Series	U1 ⁵⁶	230	SP-30	SP-35
2007-06	350Z Series	U1 ⁵⁶	340	SP-40	
2007-06	450Z Series	U1 ⁵⁶	340	SP-40	
2007-06	GT500 Series	51 ⁵⁶	500	MT-51	
2007-06	LT200/300 Series	U1 ⁵⁶	230	SP-30	SP-35
2007-06	YT400 Series	U1 ⁵⁶	340	SP-40	
Snapper • Utility Vehicles					
2004-02	Snapper Grounds Cruiser	U1	375	DI*	
Snapper • Vacuums					
	Hi-Vac	U1R	210	SP-30R	SP-35R
Snapper • Walk Behind Mowers					
	32" Hydro	U1		SP-30	SP-35
	32" Gear	U1		SP-30	SP-35
	All Pro Express	U1		SP-30	SP-35
	All Pro Hydro	U1		SP-30	SP-35
Snapper • Walk Mowers					
	21401PS, 21401S		BTX4L-BS		CYTX4L-BS
	214X1PS		BTX4L-BS		CYTX4L-BS
Snapper • Yard Cruisers					
	HZS 15422	U1	190	SP-18	SP-30
	HZS 15423	U1	190	SP-18	SP-30
	HZS 18482	U1	190	SP-18	SP-30
	HZS 18483	U1	190	SP-18	SP-30
	YZ 145332	U1	190	SP-18	SP-30
	YZ 145333	U1	190	SP-18	SP-30
	YZ 14538	U1	190	SP-18	SP-30

Automotive & Light Truck
Automotrices y Camiones Livianos
Automobile et Camionnette

Heavy-Duty Truck
Camiones Para Servicio Pesado
Poids Lourd

Agriculture
Agrícola
Agriculture

Industrial
Industrial
Industrial

Lawn & Garden
Césped y Jardín
Jardin et Pelouse

Powersports
Vehículos Deportivos
Sports Motorises

Reference
Referencia
Référence

For footnotes, see inside back cover. Notas al Pie de Página 468. Référence de Bas de Page 508.

DI* Distributor item, contact your Interstate Distributor. Artículo del Distribuidor DI*, comuníquese con su Distribuidor de Interstate. Article de distributeur DI*, communiquez avec votre distributeur Interstate.

	Year	Model	Group Size	Rating (CCA)	Replacement	Alternate
Automotive & Light Truck Automotrices y Camiones Livianos Automobile et Camionnette	Snapper • Zero-Turn Mowers					
	2016-13	200Z 18/42"	U1	230	SP-30	SP-35
	2016-13	200Z 20/42"	U1	190	SP-18	SP-30
	2016-13	200Z 21.5/42"	U1	230	SP-30	SP-35
	2016-12	200Z 21/42"	U1	230	SP-30	SP-35
	2016-12	200Z 22/46"	U1	230	SP-30	SP-35
	2016-12	285Z 26/52"	U1	230	SP-30	SP-35
	2016-12	300Z 27/52"	U1	230	SP-30	SP-35
	2016-09	S200XTBV3261	U1	340	SP-40	
	Heavy-Duty Truck Camiones Para Servicio Pesado Poids Lourds	Snapper • Zero-Turn Turf Cruiser Line				
		All Fast Trak Snapper Z	U1	380	DI*	
		All Fastback	U1	380	DI*	
		All Turf Cruiser	U1	380	DI*	
		MZM 2300, ZF2501	U1	380	DI*	
		ZM 2501	U1	380	DI*	
		ZMT 2500	U1	380	DI*	
		ZT18440KH	U1	340	SP-40	
		ZT20500BU	U1	340	SP-40	
Agriculture Agrícola Agriculture		Snapper Pro • Zero-Turn Mowers				
	2023-20	S120 52 (5901865)	U1	340	SP-40	
	2023-20	S120 61 (5901868)	U1	340	SP-40	
	2019-14	S125XT 52 (5901629)	U1	340	SP-40	
	2019-14	S125XT 61 (5901631)	U1	340	SP-40	
	2019-14	S125XT 61 (5901633)	U1	340	SP-40	
	2013-09	S175XY20D52	U1	340	SP-40	
	2013-09	S175XY24D61	U1	340	SP-40	
	2023-18	S40 48 (5901738)	U1	340	SP-40	
	Industrial Industrial Industriel	Speedex • Lawn & Garden Tractors				
		1020, 1030, 1240	U1		SP-30	SP-35
		1240M, 1320, 1330	U1		SP-30	SP-35
		1632, 1640, 1640M	U1		SP-30	SP-35
		1722, 1732, 1822	U1		SP-30	SP-35
		820, 840, S17, S18	U1		SP-30	SP-35
		S19, S24	U1		SP-30	SP-35
Spirit • Hydrostatic Drive Riders						
		1650H, 1850H	U1R	230	SP-35R	SP-30R
		1860H, 1136Q	U1R	230	SP-35R	SP-30R
Spirit • Riding Mowers Q-Drive Riders						
	1236Q, 1442Q	U1R	230	SP-35R	SP-30R	
	1650Q	U1R	230	SP-35R	SP-30R	
Lawn & Garden Césped y Jardín Jardin et Pelouse	Spirit • Zero-Turning Radius, Rear Engine					
		Lawn Pro 14H	U1	295	SP-35	SP-40
		Lawn Pro 16H	U1	295	SP-35	SP-40
		Lawn Pro 18H	U1	295	SP-35	SP-40
		Lawn Pro 20H	U1	295	SP-35	SP-40
		Lawn Sport 14LS	U1	295	SP-35	SP-40
		Lawn Sport 16LS	U1	295	SP-35	SP-40
		Lawn Sport 18LS	U1	295	SP-35	SP-40
	Steiner • All Other Models					
		ALL	26R	450	MT-26R	
Powersports Vehículos Deportivos Sports Motorisés	Steiner • Garden Tractors					
	2007-06	230, 415, 525	26	450	MT-26	
	2016-06	430 Max	26R	450	MT-26R	
	Steiner • Tractors					
		220	26R	450	MT-26R	
		410	U1	235	SP-30	SP-35
		430 Classic	26R	450	MT-26R	
		UM428	26	450	MT-26	
	Steiner • Utility Tractors					
	2007-06	UM428	26	650		MTP-75DT ^{5,6,7}
Reference Referencia Référence	Steiner • Utility Vehicles					
	2004	75 - 70134	26	650		MTP-75DT ^{5,6,7}
	2004	75 - 70136	26 ²	650		MTP-75DT ^{5,6,7}
	2004	ST35, ST480	26	650		MTP-75DT ^{5,6,7}
	Steiner • Zero-Turn Mowers					
		ZTM 200, ZTM 202	U1	235	SP-30	SP-35
		ZTM 219	U1	235	SP-30	SP-35
	2004-02	ZTM 325	U1	235	SP-30	SP-35
	Strongland (Armstrong) • Garden & Compact Tractors					
		7200, 7400	26	450	MT-26	

Year	Model	Group Size	Rating (CCA)	Replacement	Alternate
Strongland (Armstrong) • Tractors					
	3000, 5000	41		MT-41	
Strongland (Armstrong) • Yard Tractors					
	2200, 2500	U1R	235	SP-35R	SP-30R
Swisher • All Other Models					
	18 Hp/32, Ride King	B12A-A		IB12A-A	
	Rough Cut 50"	B14A-A2		IB14A-A2	CYTX14AH-BS
	T-60	U1	265	SP-35	SP-40
Swisher • Mowers					
2005	ZT 2250	U1	230	SP-30	SP-35
Swisher • Trail Mowers					
	T1260, T1360	U1R	265	SP-35R	
	T1460	U1R	265	SP-35R	
	ZT Mini-Mower	U1	265	SP-35	SP-40
Swisher • Zero-Turn Mowers					
2009-02	Z-Max ST1436B 36	U1	230	SP-30	SP-35
2009-02	Z-Max ZT18542 42	U1	230	SP-30	SP-35
2009-02	Z-Max ZT2350 50	U1	230	SP-30	SP-35
2009-02	Z-Max ZT2560 60	U1	230	SP-30	SP-35
Swisher • Zero-Turning Radius, Front Mower Riders					
	1642H, 1650H	U1	265	SP-35	SP-40
	1850H, 2060H	U1	265	SP-35	SP-40
Swisher • Zero-Turning Radius, Three Wheel					
	A12V8S, AZ2/AZV	U1	265	SP-35	SP-40
	AZV-12V-8S	U1	265	SP-35	SP-40
	AZV-6	U1	265	SP-35	SP-40
Sycamore Mfg. Co. • Lawn & Garden Equipment					
	732E	U1		SP-30	SP-35
Toro • Garden Tractors					
2016-06	GT2100, GT2200	U1	300	SP-35	SP-40
2006	GT2300	U1	300	SP-35	SP-40
Toro • Lawn Equipment					
2004	2100, 2110	U1	300	SP-35	SP-40
2003-02	300 Series	U1	230	SP-30	SP-35
2007-04	3100	24	370	C24-XHD	MT-24
2007-04	315 - 8	U1	230	SP-30	SP-35
2007-04	3200	24	370	C24-XHD	MT-24
2007-04	3300	70	630	SP-70	MT-75
2003-02	400 XT Series	U1	230	SP-30	SP-35
2007-04	4100 - D, 4700 - D	24	650	MTP-24	
2007-04	520XI, 522XI	U1 ⁵⁷	425	DI*	
2007-04	580 - D	24	650	MTP-24	
2007	Grounds Master	24	650	MTP-24	
2007-04	Rough Mowers - 4500 - D	24	650	MTP-24	
2007-02	Time Cutter 2	U1 ⁵⁷	290	SP-35	SP-40
2007-02	Time Cutter 2X	U1 ⁵⁷	290	SP-35	SP-40
2003-02	Wheel Horse 5XI Series	U1 ⁵⁷	425	DI*	
2007-02	Workman 1100	U1	300	SP-35	SP-40
2007	Z Series	24	650	MTP-24	
Toro • Riding Bunker and Field Groomers					
2023-03	Sand Pro 2020	U1	300	SP-35	SP-40
2023-03	Sand Pro 3020	U1	300	SP-35	SP-40
2023-03	Sand Pro 5020	U1	300	SP-35	SP-40
Toro • Riding Reel Mowers					
2016-04	Reel Master 4000 - D	24	650	MTP-24	
2006-02	Reel Master 5200 - D	26	530	MT-26 ⁴⁸	
2016-04	Reel Master 5210	26	530	MT-26 ⁴⁸	
2006-04	Reel Master 5400 - D	26	530	MT-26 ⁴⁸	
2016-04	Reel Master 5410	26	530	MT-26 ⁴⁸	
2006-04	Reel Master 5500 - D	26	530	MT-26 ⁴⁸	
2016-04	Reel Master 5510	26	530	MT-26 ⁴⁸	
2016-04	Reel Master 5610	26	530	MT-26 ⁴⁸	
2016-04	Reel Master 6500 - D	24	650	MTP-24	
2016-04	Reel Master 6700 - D	24	650	MTP-24	
Toro • Riding Rotary Turf Mowers					
2016-05	Grounds Master 3280-D	26	525	MT-26	
2016-04	Grounds Master 328-D	24	550	C24-XHD	MT-24
2016-05	Grounds Master 3320-G	26	525	MT-26	
2016-02	Grounds Master 3500-D	55	580	MT-56	
2016-04	Grounds Master 4000-D	24	660	MTP-24	

Automotive & Light Truck
Automotrices y Camiones Livianos
Automobile et Camionnette

Heavy-Duty Truck
Camiones Para Servicio Pesado
Poids Lourd

Agriculture
Agrícola
Agriculture

Industrial
Industrial
Industrial

Lawn & Garden
Césped y Jardín
Jardin et Pelouse

Powersports
Vehículos Deportivos
Sports Motorisés

Reference
Referencia
Référence

For footnotes, see inside back cover. Notas al Pie de Página 468. Référence de Bas de Page 508.

Di* Distributor item, contact your Interstate Distributor. Artículo del Distribuidor Di*, comuníquese con su Distribuidor de Interstate. Article de distributeur Di*, communiquez avec votre distributeur Interstate.

	Year	Model	Group Size	Rating (CCA)	Replacement	Alternate
Automotive & Light Truck Automotrices y Camiones Livianos Automobile et Camionnette	Toro • Riding Rotary Turf Mowers (continued)					
	2016-04	Grounds Master 4100-D	24	660	MTP-24	
	2016-04	Grounds Master 4500-D	24	660	MTP-24	
	2016-04	Grounds Master 4700-D	24	660	MTP-24	
Heavy-Duty Truck Camiones Para Servicio Pesado Poids Lourd	Toro • Zero-Turn Mowers					
	2016-12	Grandstand 36"	U1	300	SP-35	SP-40
	2016-12	Grandstand 40"	U1	300	SP-35	SP-40
	2016-12	Grandstand 48"	U1	300	SP-35	SP-40
	2016-12	Grandstand 52"	U1	300	SP-35	SP-40
	2016-12	Grandstand 60"	U1	300	SP-35	SP-40
	2016-10	Grounds Master 360	26	525	MT-26	
	2016-06	Grounds Master 7200	26	540	MT-26 ⁴⁸	
	2010-06	Grounds Master 7210	26	540	MT-26 ⁴⁸	
	2016-11	Z Master Commercial 2000 Series	U1	300	SP-35	SP-40
	2016-11	Z Master Commercial 3000 Series	U1	300	SP-35	SP-40
	2016-11	Z Master Professional 5000 Series	U1	300	SP-35	SP-40
	2016-12	Z Master Professional 6000 Series	U1	300	SP-35	SP-40
Agriculture Agrícola Agriculture	Toro/Wheel Horse • 260 Series Lawn Tractors					
		265-6	U1	210	SP-18	SP-30
		265-8, 265-H	U1	300	SP-35	SP-40
		266-H	U1	260	SP-35	SP-40
		267-H	U1		SP-30	SP-35
		268-H	U1	340	SP-40	
		269-H	U1		SP-30	SP-35
		270-H	U1	340	SP-40	
Industrial Industrial Industriel	Toro/Wheel Horse • 300 Series Lawn Tractors					
		312-8	U1	210	SP-18	SP-30
		314 Hydro	U1	300	SP-35	SP-40
		314-8	U1	210	SP-18	SP-30
		314-H	U1	300	SP-35	SP-40
		315-8	U1	195	SP-18	SP-30
		368-H	U1		SP-30	SP-35
Lawn & Garden Césped y Jardín Jardin et Pelouse	Toro/Wheel Horse • 400 Series Lawn Tractors					
		415-H	U1	340	SP-40	
		416-8	U1	300	SP-35	SP-40
		416XT	U1	260	SP-35	SP-40
		417XT, 419XT	U1	340	SP-40	
		518xi, 520-Hydro	U1	340	SP-40	
		520Lxi, 520xi	U1	340	SP-40	
		522xi	U1	340	SP-40	
		523Dxi (Diesel)	26	495	MT-26	
	Powersports Vehículos Deportivos Sports Motorisés	Toro/Wheel Horse • Commercial Riding Mowers				
		58 Pro, 70 Pro	U1		SP-30	SP-35
		Front Runner	22NF		SP-22NF	
		GM-120	U1	300	SP-35	SP-40
		Ground Master 117 Series	U1		SP-30	SP-35
		Ground Master 120 Series	U1		SP-30	SP-35
		Ground Master 200 Series	26		MT-26	
		Ground Master 220 Series	26R		MT-26R	
		Ground Master 300 Series	26		MT-26	
		Ground Master 52 Series	26R		MT-26R	
		Ground Master 72 Series	24		C24-XHD	MT-24
		Pro Line 37 walk-behind	U1		SP-30	SP-35
		Pro Line 52 walk-behind	U1		SP-30	SP-35
		Pro Line 62 walk-behind	U1		SP-30	SP-35
		Pro Line 620Z rider	U1		SP-30	SP-35
	Pro Line 724Z rider	U1		SP-30	SP-35	
Reference Referencia Référence	Toro/Wheel Horse • Dingo Models					
		222, 3222, tx420	U1		SP-30	SP-35
	Toro/Wheel Horse • Fairway Mowers					
		Reel Master 4000-D	24	650	MTP-24	
	Rough Mowers - 4500-D	24	650	MTP-24		
	Time Cutter 2, @X	U1	290	SP-35	SP-40	
Toro/Wheel Horse • Lawn & Garden Tractors						
	1000-L	26		MT-26		
	10-32, 210, 212	U1		SP-30	SP-35	
	216, 310, 37300	U1		SP-30	SP-35	
	37351, 55150	U1		SP-30	SP-35	
	55151, 55152	U1		SP-30	SP-35	
	56027, 56033	U1		SP-30	SP-35	
	56044, 57356	U1		SP-30	SP-35	

Year	Model	Group Size	Rating (CCA)	Replacement	Alternate
Toro/Wheel Horse • Lawn & Garden Tractors (continued)					
	57360, 612, 620	U1		SP-30	SP-35
	724, 8-32, Big Red	U1		SP-30	SP-35
	CT7, LT6, LT7	U1		SP-30	SP-35
	TE10, TE12	U1		SP-30	SP-35
Toro/Wheel Horse • Lawn Tractors					
	12-32 XL, 13-38 XL	U1	155	SP-18	SP-30
	14-38 HXL	U1	155	SP-18	SP-30
	15-38 HXL	U1	155	SP-18	SP-30
	16-38 HXL	U1	155	SP-18	SP-30
	16-38 XL	U1	155	SP-18	SP-30
	16-44 HXL	U1	155	SP-18	SP-30
	17-44 HXL	U1	155	SP-18	SP-30
Toro/Wheel Horse • Midsize Walk Behind Mowers					
	All Models	U1	300	SP-35	SP-40
Toro/Wheel Horse • Rear Engine Riders					
	11-32, 12-32, 13-32	U1	155	SP-18	SP-30
	21-42	U1	235	SP-30	SP-35
	8-25	U1	155	SP-18	SP-30
Toro/Wheel Horse • Riding Mowers					
	7-25, 9-32, 9-38	U1		SP-30	SP-35
	9-40, 9-44	U1		SP-30	SP-35
Toro/Wheel Horse • Turf Sweeper					
	Toro Turf Sweeper w/18 Hp Kohler	24	500	C24-XHD	MT-24
Toro/Wheel Horse • Utility Vehicles					
	Twister 1400	U1	300	SP-35	SP-40
	Twister 1600	U1	300	SP-35	SP-40
Toro/Wheel Horse • Walk-Behind-Hydro Drives					
	30187, 30189	U1		SP-30	SP-35
	30192, 30159	U1		SP-30	SP-35
Toro/Wheel Horse • Walk-Behind-Gear Drives					
	30167, 30177	U1		SP-30	SP-35
	30182, 30183	U1		SP-30	SP-35
Toro/Wheel Horse • Zero-Turn Radius Mowers, Commercial					
	400 Series	U1	260	SP-35	SP-40
	500 Series (Diesel)	26	525	MT-26	
	500 Series (Gas)	U1	260	SP-35	SP-40
	Z Master	U1		SP-30	SP-35
	Z100, Z200, Z235	U1	260	SP-35	SP-40
	Z255, Z280, Z350	U1	260	SP-35	SP-40
	ZRT218, ZRT222	U1	300	SP-35	SP-40
	ZRT320, ZRT325	U1	300	SP-35	SP-40
Toro/Wheel Horse • Zero-Turn Radius Mowers, Consumer					
	14-38Z, 15-44Z	U1	260	SP-35	SP-40
	16-42Z, 16-44Z	U1	260	SP-35	SP-40
	17-44Z, 17-52Z	U1	260	SP-35	SP-40
	18-44Z, 18-44ZX	U1	260	SP-35	SP-40
	19-52ZX	U1	260	SP-35	SP-40
Troy Built • Garden Tractors					
2005-02	GXT 16 Hp	U1	400	DI*	
2005-02	GXT 18 Hp	U1	400	DI*	
2005-02	GXT 20 Hp	U1	400	DI*	
Troy Built • Lawn & Garden Tractors					
	11-32, 12-32XL	U1	230	SP-30	SP-35
	13 Hp, 13 Hp Gear	U1	230	SP-30	SP-35
	13-32, 13-38XL	U1	230	SP-30	SP-35
	14-38-HXL, 15 Hp	U1	230	SP-30	SP-35
	15 Hp Gear, 16 Hp	U1	230	SP-30	SP-35
	16-44HXL, 18 Hp	U1	230	SP-30	SP-35
	361106, 361107	U1	230	SP-30	SP-35
	361113, 5-8	U1	230	SP-30	SP-35
	GTX	U1	400	DI*	
Troy Built • Tillers					
2003	Horse & Big Red Horse Rototillers	U1	235	SP-30	SP-35
	Pony Rototiller	B9-B		IB9-B	
Tru-Test • All Others					
	All, 10365, 2-832	U1		SP-30	SP-35
Tru-Test • Lawn & Garden Tractors					
	6-1036, 7-1036	U1		SP-30	SP-35
	8325, 12 Hp/36	U1		SP-30	SP-35

Automotive & Light Truck
Automotrices y Camiones Livianos
Automobile et Camionnette

Heavy-Duty Truck
Camiones Para Servicio Pesado
Poids Lourd

Agriculture
Agrícola
Agriculture

Industrial
Industrial
Industrial

Lawn & Garden
Césped y Jardín
Jardin et Pelouse

Powersports
Vehículos Deportivos
Sports Motorisés

Reference
Referencia
Référence

For footnotes, see inside back cover. Notas al Pie de Página 468. Référence de Bas de Page 508.

DI* Distributor item, contact your Interstate Distributor. Artículo del Distribuidor DI*, comuníquese con su Distribuidor de Interstate. Article de distributeur DI*, communiquez avec votre distributeur Interstate.

	Year	Model	Group Size	Rating (CCA)	Replacement	Alternate
Automotive & Light Truck Automotrices y Camiones Livianos Automobile et Camionnette	Turfmaster • Commercial Mowers					
		12 Hp/39, 18 Hp/42	U1		SP-30	SP-35
	Ultra • Lawn & Garden Equipment					
		15.5 Hp/42	U1	250	SP-30	SP-35
	17 Hp/46, 19 Hp/46	U1	250	SP-30	SP-35	
	20 Hp/46	U1	250	SP-30	SP-35	
	Vectral • Riding Mowers					
		11.5 Hp/30 Rider	U1	165	SP-18	SP-30
Heavy-Duty Truck Camiones Para Servicio Pesado Poids Lourds	Vectral • Tractors					
		13 Hp/40 Tractor	U1	165	SP-18	SP-30
		15 Hp/42 Tractor	U1	165	SP-18	SP-30
		16.5 Hp/42 Tractor	U1	165	SP-18	SP-30
	Ventrac • Lawn Tractors					
	2016-06	3100, 3200	22NF	410	SP-22NF ⁴⁸	
	2004-02	4100	22NF	410	SP-22NF ⁴⁸	
2016-05	4100 VXD	22NF	410	SP-22NF ⁴⁸		
2016-02	4200 VXD	22NF	410	SP-22NF ⁴⁸		
2016-07	7200	22NF	410	SP-22NF ⁴⁸		
Agriculture Agrícola Agriculture	Voeller Inc. • Lawn & Garden Equipment					
		SS-7	U1		SP-30	SP-35
	Walker • Zero-Turn Mowers					
	2016-12	MBK 23-HP	U1	300	SP-35	SP-40
	Walker Mowers • Lawn & Garden Equipment					
		All	U1	235	SP-30	SP-35
	Weed Eater (Poulan/Yard Pro) • Lawn Tractors					
		WE 12538	U1		SP-30	SP-35
		WE 14542	U1		SP-30	SP-35
		WE 1642	U1R		SP-30R	SP-35R
	WE 185H42	U1R		SP-30R	SP-35R	
Industrial Industrial Industriel	Western International (Dynamark) • Riding Lawn Mowers					
		320000 Series	B14L-A2		IB14L-A2	CYTX14AHL-BS
		360000 Series	B14L-A2		IB14L-A2	CYTX14AHL-BS
		421101, 456301	B14L-A2		IB14L-A2	CYTX14AHL-BS
	Wheel Horse • 260 Series					
	265-6, 265-H	U1	300	SP-35	SP-40	
Wheel Horse • 300/400 Series						
	312-8, 314-8	U1	210	SP-18	SP-30	
	314-H, 416-8	U1	210	SP-18	SP-30	
Lawn & Garden Césped y Jardín Jardin et Pelouse	Wheel Horse • Garden Tractors					
		12-32XL, 13-38XL	U1	235	SP-30	SP-35
		14-38HXL	U1	235	SP-30	SP-35
		16-44HXL	U1	235	SP-30	SP-35
		C100, C120, C160	22NF	410	SP-22NF ⁴⁸	
		Charger 10	22NF	410	SP-22NF ⁴⁸	
		Charger 12	22NF	410	SP-22NF ⁴⁸	
		Electro 12, GT14	22NF	410	SP-22NF ⁴⁸	
		Raider 10	22NF	410	SP-22NF ⁴⁸	
		Raider 12	22NF	410	SP-22NF ⁴⁸	
	Wheel Horse • Riding Mowers					
		108-3, 108-5, 111-5	B14L-A2		IB14L-A2	CYTX14AHL-BS
		11-32, 13-32, 211	U1		SP-30	SP-35
	212, 21-42, 308	U1		SP-30	SP-35	
	310, 312, 414, 416	U1		SP-30	SP-35	
	418, 420, 8-25	U1		SP-30	SP-35	
	A115	B14L-A2		IB14L-A2	CYTX14AHL-BS	
	A50, A80, A81	U1		SP-30	SP-35	
	A85	B14L-A2		IB14L-A2	CYTX14AHL-BS	
	B100, B80, B81	U1		SP-30	SP-35	
	C101, C121, C141	U1		SP-30	SP-35	
	C161, C161 Twin	U1		SP-30	SP-35	
	C81, Charger V7	U1		SP-30	SP-35	
	Charger V8	U1		SP-30	SP-35	
	Commando 8	U1		SP-30	SP-35	
	Commando V7	U1		SP-30	SP-35	
	Commando V8	U1		SP-30	SP-35	
	D250	U1		SP-30	SP-35	
	Lawn Ranger	U1		SP-30	SP-35	
	Work Horse 700	U1		SP-30	SP-35	

Year	Model	Group Size	Rating (CCA)	Replacement	Alternate
White Outdoor • Garden Tractors					
	GT-1000	B50-N18L-A		I50-N18L-A	
	GT-1050	26R		MT-26R	
	GT-185, GT-205	B50-N18L-A		I50-N18L-A	
2004-02	GT-2150, GT-2550	U1	190	SP-18	SP-30
	GT-2550 H	B50-N18L-A		I50-N18L-A	
White Outdoor • Lawn Tractors					
	L-15, LT-11650	U1		SP-30	SP-35
	LT-125	B50-N18L-A		I50-N18L-A	
	LT-13	U1		SP-30	SP-35
	LT-135	B50-N18L-A		I50-N18L-A	
	LT-14	U1		SP-30	SP-35
2004-02	LT-15, LT-1500	U1	190	SP-18	SP-30
	LT-155, LT-160	B50-N18L-A		I50-N18L-A	
	LT-1600	U1		SP-30	SP-35
	LT-165	B50-N18L-A		I50-N18L-A	
2004-02	LT-1650, LT-1850	U1	190	SP-18	SP-30
	LT-1855, 100, 1000	U1		SP-30	SP-35
2004-02	LT-2150	U1	190	SP-18	SP-30
White Outdoor • Mowers					
	1600	26R		MT-26R	
	165	U1		SP-30	SP-35
	1650	26R		MT-26R	
	180, 1800, 2000	U1		SP-30	SP-35
	80, 800	U1		SP-30	SP-35
	FST-16	B50-N18L-A		I50-N18L-A	
	R80, T80, T85	U1		SP-30	SP-35
White Outdoor • Rear Engine Riders					
2011-02	LR927	U1	190	SP-18	SP-30
White Outdoor • Zero-Turn Mowers					
2004-02	ZT-1850, ZTT-1850	U1	190	SP-18	SP-30
2004-02	ZTT-2150	U1	190	SP-18	SP-30
Wilkov (Wisc. Engineering) • Lawn Mowers					
	1515, 2500, 2512	U1	190	SP-18	SP-30
	2516, 2520, 4320	U1	190	SP-18	SP-30
Wilkov (Wisc. Engineering) • Utility Tractors					
	5000, 5013, 5032	31A	725	31P-LHD	31P-MHD
	5033	31A	725	31P-LHD	31P-MHD
Wisconsin Marine • Lawn & Garden Equipment					
	Jaguar 61	26R		MT-26R	
Woods • Commercial Mowers					
	1250	U1	245	SP-30	SP-35
	1850	70	450	SP-70	MT-75
Woods • Zero-Turn Mowers					
2003-02	6180, 6200, 6210	U1	245	SP-30	SP-35
2003-02	6215, 6250, M2250	U1	245	SP-30	SP-35
2003-02	M2560	U1	245	SP-30	SP-35
2002	R1540	U1	245	SP-30	SP-35
Woods • Zero-Turn Radius Riders					
	5182	U1	245	SP-30	SP-35
Worldlawn • Zero-Turn Mowers					
2023-12	Diamondback WYDB48FR691V32	U1	280	SP-35	SP-40
2023-12	Diamondback WYDB52FR691V32	U1	280	SP-35	SP-40
2023-18	Diamondback WYDB60FR730V32	U1	280	SP-35	SP-40
2017-12	Diamondback XL WYDB52FS691V34	U1	280	SP-35	SP-40
2017-12	Diamondback XL WYDB60FS691V34	U1	280	SP-35	SP-40
2023-12	Venom WYS32FS600VL	U1	280	SP-35	SP-40
2023-12	Venom WYS36FS600VL	U1	280	SP-35	SP-40
Yamaha • Yard Tractors					
	3600, 5700, 6700	U1		SP-30	SP-35
	6800	U1		SP-30	SP-35
Yanmar • Lawn & Garden Equipment					
	GT14, YM140	51		MT-51	
	YM189	51		MT-51	
	YM220	24		C24-XHD	MT-24
Yard Machine (By MTD) • Garden Tractors					
	12.5 Hp 38"	U1	230	SP-30	SP-35
	14.5 Hp 42"	U1	230	SP-30	SP-35
	18 Hp 46"	U1	230	SP-30	SP-35
	18.5 Hp 46"	U1	230	SP-30	SP-35
	L.U.V. Bug Riding Mower 6.5 Hp 24"	B14L-A2		IB14L-A2	CYTX14AHL-B5

Automotive & Light Truck
Automotrices y Camiones Livianos
Automobile et Camionnette

Heavy-Duty Truck
Camiones Para Servicio Pesado
Poids Lourd

Agriculture
Agrícola
Agriculture

Industrial
Industrial
Industrial

Lawn & Garden
Césped y Jardín
Jardin et Pelouse

Powersports
Vehículos Deportivos
Sports Motorisés

Reference
Referencia
Référence

For footnotes, see inside back cover. Notas al Pie de Página 468. Référence de Bas de Page 508.

Di* Distributor item, contact your Interstate Distributor. Artículo del Distribuidor Di*, comuníquese con su Distribuidor de Interstate. Article de distributeur Di*, communiquez avec votre distributeur Interstate.

	Year	Model	Group Size	Rating (CCA)	Replacement	Alternate
Automotive & Light Truck Automotrices y Camiones Livianos Automobile et Camionnette	Yard Machine (By MTD) • Hydrostatic Lawn Tractors					
		16.5 Hp 42"	U1	230	SP-30	SP-35
		17 Hp 46"	U1	230	SP-30	SP-35
Heavy-Duty Truck Camiones Para Servicio Pesado Poids Lourds	Yard Man • Garden Tractors					
	2005-02	U804H, W804H	U1	270	SP-35	SP-40
	Yard Man • Lawn & Garden Tractors					
		13420	12N9-3A		12N9-3A(Disc)	
		13518, 13735	U1	270	SP-35	SP-40
		14805, 1674G	U1	270	SP-35	SP-40
		3260	U1	270	SP-35	SP-40
		3420, 3730	12N9-3A		12N9-3A(Disc)	
		3960, 999, A604	U1	270	SP-35	SP-40
		D604G, D674G	U1	270	SP-35	SP-40
		H604H, J694H	U1	270	SP-35	SP-40
		J884H, LTH-42	U1	270	SP-35	SP-40
	Agriculture Agrícola Agriculture		R814K, U604G	U1	270	SP-35
		U844H, V694G	U1	270	SP-35	SP-40
		W814H, W834H	U1	270	SP-35	SP-40
		W844H, X614G	U1	270	SP-35	SP-40
		X674G, Y615G	U1	270	SP-35	SP-40
		Y834P, Y844P	U1	270	SP-35	SP-40
Yard Man • Lawn Tractors						
2005-02		U604H, X604G	U1	270	SP-35	SP-40
Yard Man • Riding Mowers						
		Beetle & Yard Bug	B14L-A2		IB14L-A2	CYTX14AHL-BS
Yard Man • Zero-Turn Mowers						
2004-02		D624G, U624H	U1	270	SP-35	SP-40
Industrial Industrial Industriel		Yard Pro (Weed Eater/Poulon) • Lawn & Garden Tractors				
		13655, 13665	U1	245	SP-30	SP-35
		13675, 3390, 3400	U1	245	SP-30	SP-35
		3480	U1	245	SP-30	SP-35
		3730	12N9-3A		12N9-3A(Disc)	
		3770, 3810	U1	245	SP-30	SP-35
		GTK18, GTV16	U1R	245	SP-35R	SP-30R
		HDC-12538	U1R	245	SP-35R	SP-30R
		HDC-14542, LR11	U1R	245	SP-35R	SP-30R
		LR12, LT12	U1R	245	SP-35R	SP-30R
		YGT18H46	U1R	245	SP-35R	SP-30R
		YGT2046	U1R	245	SP-35R	SP-30R
		YGT22H50	U1R	245	SP-35R	SP-30R
		YP1342, YP15H42	U1R	245	SP-35R	SP-30R
		YPT-1542	U1R	245	SP-35R	SP-30R
		YPT-1846, YR1846	U1R	245	SP-35R	SP-30R
		YTH14	U1R	245	SP-35R	SP-30R
Lawn & Garden Césped y Jardín Jardin et Pelouse	Yazoo/Kees • Commercial Riding Mowers					
		27.5 Hp Diesel	24		C24-XHD	MT-24
		Eagle V	24		C24-XHD	MT-24
		TR42	26R		MT-26R	
		TYK25	26DT	430	MTP-75DT	
		YHR16B	26R		MT-26R	
		YHR18.5W	26R		MT-26R	
		YHR23K	26R		MT-26R	
		YHRLD 25	26DT	430	MTP-75DT	
		YR 30, YR3012BE	U1	365	SP-40 ⁴⁸	
		YR308BE	U1	365	SP-40 ⁴⁸	
		YR36, YR48, YR60	26R		MT-26R	
		YR76	26R		MT-26R	
		YTBSB 18	70		SP-70	MT-75
		YTBS-D265	26DT	430	MTP-75DT	
		YTKC22, YTKC25	26DT	430	MTP-75DT	
		YTKCZ 22	70		SP-70	MT-75
	YTVSB18	26DT	430	MTP-75DT		
	YZTK 20	U1	365	SP-40 ⁴⁸		
Reference Referencia Référence	Yazoo/Kees • Dig-It Models					
		148, 158	22NF		SP-22NF	
	Yazoo/Kees • Walk-Behind Mowers					
	YHRK230	26DT	430	MTP-75DT		
	YHRLD212	26DT	430	MTP-75DT		
	YHRLK20	26DT	430	MTP-75DT		
	YHRLK23	26DT	430	MTP-75DT		

Year	Model	Group Size	Rating (CCA)	Replacement	Alternate
Yazoo/Kees • Zero-Turn Mowers					
2008-06	ZCBI48180 (Consumer Z)	U1	245	SP-30	SP-35
2009-06	ZEKW42170 (Esteem Series)	U1	245	SP-30	SP-35
2009-06	ZEKW52210 (Esteem Series)	U1	245	SP-30	SP-35
2009-04	ZHDD61271 (Mega Max)	U1	245	SP-30	SP-35
2009-04	ZHDD72341 (Mega Max)	U1	245	SP-30	SP-35
	ZKH52222	U1	245	SP-30	SP-35
2003-02	ZKHP52233	U1	245	SP-30	SP-35
2003-02	ZKHP52253	U1	245	SP-30	SP-35
2003-02	ZKHP61253	U1	245	SP-30	SP-35
	ZKW 42170	U1	245	SP-30	SP-35
	ZKW 48170	U1	245	SP-30	SP-35
	ZKW 52252	U1	245	SP-30	SP-35
	ZKW 61252	U1	245	SP-30	SP-35
2003-02	ZKW52233	U1	245	SP-30	SP-35
2003-02	ZKW61233	U1	245	SP-30	SP-35
2003-02	ZKWQL42171	U1	245	SP-30	SP-35
2003-02	ZKWQL48171	U1	245	SP-30	SP-35
2003-02	ZKWQL48191	U1	245	SP-30	SP-35
2009-04	ZMB48181 (Mid Max)	U1	245	SP-30	SP-35
2009-04	ZMKH52231 (Mid Max)	U1	245	SP-30	SP-35
2009-06	ZMKW48171 (Mid Max)	U1	245	SP-30	SP-35
2009-04	ZMKW48191 (Mid Max)	U1	245	SP-30	SP-35
2009-04	ZMKW52211 (Mid Max)	U1	245	SP-30	SP-35
2011-10	ZMKW5222	U1	245	SP-30	SP-35
2009-04	ZMKW52231 (Mid Max)	U1	245	SP-30	SP-35
2009-04	ZMKW61231 (Mid Max)	U1	245	SP-30	SP-35
2011-10	ZMKW6124	U1	245	SP-30	SP-35
2011-10	ZPKW5426	U1	245	SP-30	SP-35
2011-10	ZPKW6029	U1	245	SP-30	SP-35
2009-04	ZVHO61242 (Max 2)	U1	245	SP-30	SP-35
2009-04	ZVKH61272 (Max 2)	U1	245	SP-30	SP-35
2011-10	ZVKH61273	U1	245	SP-30	SP-35
2009-04	ZVKH72272 (Max 2)	U1	245	SP-30	SP-35
2009-06	ZVKH72302 (Max 2)	U1	245	SP-30	SP-35
2009-06	ZVKJ61302 (Max 2)	U1	245	SP-30	SP-35
2009-04	ZVKW52252 (Max 2)	U1	245	SP-30	SP-35
2009-04	ZVKW61252 (Max 2)	U1	245	SP-30	SP-35
Zapper • Lawn & Garden Equipment					
	TS-14, TS-18	U1	250	SP-30	SP-35
	TS-20, TS-2093K	U1	250	SP-30	SP-35
	TS-22, TS-2293	U1	250	SP-30	SP-35
	TS-25, TS-950-D	U1	250	SP-30	SP-35
	TS-950-G	U1	250	SP-30	SP-35
Zipper • Lawn Tractor/Mower					
2007-02	TS - 20, TS - 22	U1	250	SP-30	SP-35
2004-02	TS - 25	U1	250	SP-30	SP-35

Automotive & Light Truck
Automotrices y Camiones Livianos
Automobile et Camionnette

Heavy-Duty Truck
Camiones Para Servicio Pesado
Poids Lourd

Agriculture
Agrícola
Agriculture

Industrial
Industrial
Industrial

Lawn & Garden
Césped y Jardín
Jardin et Pelouse

Powersports
Vehículos Deportivos
Sports Motorisés

Reference
Referencia
Référence

<p>Automotive & Light Truck Automotrices y Camiones Livianos Automobile et Camionnette</p>	
<p>Heavy-Duty Truck Camiones Para Servicio Pesado Poids Lourd</p>	
<p>Agriculture Agrícola Agriculture</p>	
<p>Industrial Industrial Industriel</p>	
<p>Lawn & Garden Césped y Jardín Jardin et Pelouse</p>	
<p>Powersports Vehículos Deportivos Sports Motorisés</p>	
<p>Reference Referencia Référence</p>	

CC	Year	Model	Factory-Activated AGM High-Performance	Factor Activated AGM	Bottle Supply AGM	Conventional High-Performance	Conventional
Motorcycle/Scooter Applications							
Aprilia							
1200	2017-10	Dorsoduro, Caponord	FAGYZ16H	FAITX14H	CITX14-BS		
1100	2022-19	Tuono V4 1100 Factory, Tuono V4 1100 RR (Misano)					
1100	2018-14	Tuono V4 1100, RR				CIT12A-BS	
1000	2007-01	ETV Caponord	FAGYZ16H	FAITX14H	CITX14-BS		
1000	2004-01	RST Futura		FAITX12	CITX12-BS		
1000	1999-98	RSV 1000 Mille SP		FAITX12	CITX12-BS		
1000	2009-00	RSV 1000 Mille, R		FAITX12	CITX12-BS		
1000	2011-04	RSV 1000 R, Factory		FAITX12	CITX12-BS		
1000	2015-09	RSV4 R, Factory	FAITZ10S				
1000	2019-18	RSV4 RF				CIT12A-BS	
1000	2003-00	SL Falco	FAGYZ16H	FAITX14H	CITX14-BS		
1000	2011-03	Tuono 1000 R, Factory		FAITX12	CITX12-BS		
1000	2014-11	Tuono V4R				CIT12A-BS	
900	2020-17	Dorsoduro	FAGYZ16H	FAITX14H	CITX14-BS		
900	2021-18	Shiver		FAITX12	CITX12-BS		
900	2017	Shiver	FAGYZ16H	FAITX14H	CITX14-BS		
850	2016-07	Mana 850, GT	FAGYZ16H	FAITX14H	CITX14-BS		
850	2018-17	Mana 850, GT ABS	FAGYZ16H	FAITX14H	CITX14-BS		
850	2013-12	SRV850	FAGYZ16H	FAITX14H	CITX14-BS		
750	2018-09	Dorsoduro	FAGYZ16H	FAITX14H	CITX14-BS		
750	2016-10	Shiver		FAITX12	CITX12-BS		
750	2009-07	Shiver	FAGYZ16H	FAITX14H	CITX14-BS		
650	1999-95	Moto-65				CITX12-BS	
650	2004-97	Pegaso				IB12AL-A	
650	1996-92	Pegaso			CITX14AHL-BS		IB14A-A2 ^D
650	2012-05	Pegaso Strada, Factory, Trail		FAITX12	CITX12-BS		
550		RXV550				CITX7A-BS	
550		SVX550				CITX7A-BS	
500	2005-03	Atlantic		FAITX14AHL	CITX14AHL-BS		
500	2013-09	Scarabeo		FAITX12	CITX12-BS		
500	2005-04	Scarabeo		FAITX14AHL	CITX14AHL-BS		
450		RXV450				CITX7A-BS	
450		SVX450				CITX7A-BS	
300	2012	Atlantic				IB12AL-A	
250	2004-00	RS250					
150	2010-09	Mojito		FAITX7L			
150	2004-00	Scarabeo				IB12AL-A	
125	2010-03	RS125					12N9-4B-1
125	2013-11	RS4 125		FAITX7L			
100	2013-09	Scarabeo ST					
50	2005-04	Mojito					
50	2005-04	Rally					
50	2013-11	RS4 50	FAITZ7S		CITX5L-BS		
50	2016-14	SR Motard 50					
50	2005-01	SR50 Ditech	FAITZ7S		CITX5L-BS		
ATK							
	2001-96	All Electric Start		FAITX7L			
	1995-91	All Electric Start		FAITX9	CITX9-BS		
Benelli							
900		900 (6 Cylinder)	FAGYZ32HL	FAYIX30L-PW	CYIX30L-BS-PW		
650		650 Tornado U.T.				IB12A-A ^D	12N12A-4A-1
650	1985	654					12N14-3A
251		250-2C					6N11A-1B
250		250 (4 Cylinder)				IB12A-A ^D	12N12A-4A-1
125		125 Cross					6N11A-1B
125		125 Custom Guzzi					12N5.5-4A (Disc)
125		125 Guzzi					12N5.5-4A (Disc)
125		125 Jarno (c/avv.)					12N9-4B-1
125		125 Scooter Benelli					IB9L-B
125		125-2 CSE					6N11A-1B
125		125CS					12N9-4B-1
125		125T Sport					6N11A-1B
Big Dog							
1920	2011-05	Bulldog, K-9, Mastiff, Mutt, Pitbull, Wolf		FAYTX20HL-PW ⁴			
1915	2011-06	Ridgeback		FAYTX20HL-PW ⁴			
1900	2011-05	Chopper, Coyote		FAYTX20HL-PW ⁴			
1800	2011	Bulldog Sport		FAYTX20HL-PW ⁴			
1750	2004-01	Boxer, Bulldog, Chopper, Husky, Mastiff, Pitbull, Pro Sport, Ridgeback, Vintage Sport, Wolf		FAYTX20HL-PW ⁴			

Automotive & Light Truck
Automotrices y Camiones Livianos
Automobile et Camionnette

Heavy-Duty Truck
Camiones Para Servicio Pesado
Poids Lourd

Agriculture
Agrícola
Agriculture

Industrial
Industrial
Industrial

Lawn & Garden
Césped y Jardín
Jardin et Pelouse

Powersports
Vehículos Deportivos
Sports Motorises

Reference
Referencia
Référence

	CC	Year	Model	Factory-Activated AGM High-Performance	Factor Activated AGM	Bottle Supply AGM	Conventional High-Performance	Conventional	
Motorcycle/Scooter Applications									
Bimota									
Automotive & Light Truck Automotrices y Camiones Livianos Automobile et Camionnette	1100	1997-95	SB6, SB7		FAITX7L				
	1100	1999-97	SB6R		FAITX12	CITX12-BS			
	1000	1999-96	YB11		FAITX12	CITX12-BS			
	1000	1995-92	YB8/YB10			CITX14AHL-BS	IB14A-A2 ^D		
	996	2000-98	SB8R, SB8RS		FAITX12	CITX12-BS			
	900	1995-93	DB2			CITX14AH-BS	IB14-A2 ^D		
	900	1997	DB2 Final Edition			CITX14AH-BS/ CITX14-BS	IB14-A2 ^D		
	900	1999-97	DB3 Mantra		FAITX7L				
	900	2000-98	DB4			N/A			
Heavy-Duty Truck Camiones Para Servicio Pesado Poids Lourd	900	1995-91	Tesi			CITX14AH-BS/ CITX14-BS	IB14-A2 ^D		
	BMW								
Agriculture Agrícola Agriculture	2500	2022-21	R18	FAGYZ32HL	FAYIX30L-PW	CYIX30L-BS-PW			
	1600	2020-17	K1600 Bagger		FAITX20CH	CITX16-BS			
	1600	2017-11	K1600GT, GTL			CYT19BL-BS			
	1300	2011-09	K1300GT			CYT19BL-BS			
	1300	2016-09	K1300R, S	FAGYZ16H	FAITX14H	CITX14-BS			
	1250	2022-19	R1250GS	FAGYZ16H	FAITX14H	CITX14-BS			
	1200		HP2 Sport/Megamoto	FAGYZ16H	FAITX14H	CITX14-BS			
	1200	2009-05	K1200LT, GT			CYT19BL-BS			
	1200	2005-99	K1200LT, GT, RS, S			CYT19BL-BS			
	1200	2009-05	K1200R, S	FAGYZ16H	FAITX14H	CITX14-BS			
	1200	2005-97	K1200RS			CYT19BL-BS			
	1200	2005-98	R1200C			CYT19BL-BS			
	1200	2022-13	R1200GS	FAGYZ16H w/o spacer	FAITX14H	CITX14-BS			
	1200	2013-05	R1200GS	FAGYZ16H	FAITX14H	CITX14-BS			
	1200	2017-09	R1200GS Adventure	FAITZ14S					
	Industrial Industriel Industriel	1200	2018-14	R1200RS	FAGYZ16H	FAITX14H	CITX14-BS		
		1200	2016-14	R1200RT			CYT19BL-BS		
		1200	2013-05	R1200RT			CYT19BL-BS		
		1200	2016-05	R1200S, R	FAGYZ16H w/o spacer	FAITX14H	CITX14-BS		
		1170	2018-13	R nineT	FAGYZ16H	FAITX14H	CITX14-BS		
		1170	2019-16	R nineT Scrambler, Pure, Racer, Urban	FAGYZ16H	FAITX14H	CITX14-BS		
		1150	2005-00	R1150GS, R			CYT19BL-BS		
		1150	2006-01	R1150R, RS, RT			CYT19BL-BS		
		1100	1995-90	K1100LT, RS			CYT19BL-BS		
		1100	2000-94	R1100GS			CYT19BL-BS		
1100		2000-94	R1100R			CYT19BL-BS			
1100		2000-93	R1100RS, RT			CYT19BL-BS			
1100		2005-98	R1100S, ABS			CYT19BL-BS			
Lawn & Garden Césped y Jardín Jardin et Pelouse		1000	1993-83	All "K" Models	FAGYZ32HL	FAYIX30L-PW	CYIX30L-BS-PW		
		1000	2014-13	HP4 (w/ alarm system)	FAITZ10S				
	1000	2014-13	HP4 (w/o alarm system)	FAITZ7S		CITX5L-BS			
	1000	1984-76	R100/7	FAGYZ32HL	FAYIX30L-PW	CYIX30L-BS-PW			
	1000	1984-76	R100CS	FAGYZ32HL	FAYIX30L-PW	CYIX30L-BS-PW			
	1000	1995-87	R100GS, PD, R, RS, RT	FAGYZ32HL	FAYIX30L-PW	CYIX30L-BS-PW			
	1000	2017-14	S1000R	FAITZ10S					
	1000	2016-14	S1000RR	FAITZ7S		CITX5L-BS			
	1000	2013-09	S1000RR	FAITZ10S					
	1000	2016-14	S1000RR DWA	FAITZ10S					
	1000	2011-09	S1000RR DWA	FAITZ12S					
	Powersports Vehículos Deportivos Sports Motorisés	1000	2017-16	S1000XR		FAITX9	CITX9-BS		
		1000	2016	S1000XR DWA	FAITZ10S				
		900	1976-69	R90/6, R90S	FAGYZ32HL	FAYIX30L-PW	CYIX30L-BS-PW		
		850	2020-16	F850GS			CITX12-BS		
850		1997-95	R850R			CYT19BL-BS			
800		2016-13	F800GT (Aux Bat)	FAITZ14S					
800		2018-07	F800ST, GS, GT, R, ADV	FAGYZ16H	FAITX14H	CITX14-BS			
800		1995-84	R80, R80RT	FAGYZ32HL	FAYIX30L-PW	CYIX30L-BS-PW			
800		1984-78	R80/7, R80RT	FAGYZ32HL	FAYIX30L-PW	CYIX30L-BS-PW			
800		1996-80	R80GS, R80ST			CYT19BL-BS			
Reference Referencia Référence	798	2018-11	F700GS	FAGYZ16H	FAITX14H	CITX14-BS			
	798	2018-11	F700GS (Aux Bat)	FAITZ14S					
	750	1995-93	K75			CYT19BL-BS			
	750	1992-87	K75			CYT19BL-BS			
	750	1986-85	K75			CYT19BL-BS			
	750	1995-85	K75, RT	FAGYZ32HL	FAYIX30L-PW	CYIX30L-BS-PW			
	750	1995-85	K75C			CYT19BL-BS			
	750	1993-87	K75C			CYT19BL-BS			

CC	Year	Model	Factory-Activated AGM High-Performance	Factor Activated AGM	Bottle Supply AGM	Conventional High-Performance	Conventional
Motorcycle/Scooter Applications							
BMW (continued)							
750	1986-85	K75C			CYT19BL-BS		
750	1996-92	K75RT			CYT19BL-BS		
750	1992-87	K75S			CYT19BL-BS		
750	1986-85	K75S			CYT19BL-BS		
750	1973-70	R75/5			CYT19BL-BS		
750	1976-69	R75/6	FAGYZ32HL	FAYIX30L-PW	CYIX30L-BS-PW		
750	1984-76	R75/7	FAGYZ32HL	FAYIX30L-PW	CYIX30L-BS-PW		
650	2018-16	C650 Evolution	FAGYZ16H		CITX14-BS		
650	2018-11	C650 GT, Sport	FAGYZ16H	FAITX14H	CITX14-BS		
650	2016-93	F650, G650GS					IB12AL-A
650	2012-07	F650GS	FAGYZ16H	FAITX14H	CITX14-BS		
650	2009-06	G650 X, Challenge, Country, Moto	FAITZ10S				
650	1995-84	R65	FAGYZ32HL	FAYIX30L-PW	CYIX30L-BS-PW		
650	1984-78	R65LS			CYT19BL-BS		
600	2012-11	C600	FAITZ14S				
600	2016-13	C600, Sport	FAGYZ16H	FAITX14H	CITX14-BS		
600	1973-70	R60/5			CYT19BL-BS		
600	1984-69	R60/6, R60/7	FAGYZ32HL	FAYIX30L-PW	CYIX30L-BS-PW		
500	1973-70	R50/5			CYT19BL-BS		
450	2011-09	G450	FAITZ7S		CITX5L-BS		
310	2023-16	G310R		FAITX9	CITX9-BS		
BSA							
		250, 350, 400, 441, 500 (12V)				IB7-A	
		250, 350, 650 (6V)					B39-6 (Disc)
		500 Gold Star					B38-6A (Disc)
		600, 650, 750 (12V)				IB7-A	
		Rocket 750, Thunderbolt					IB9L-B
		Spitfire HK35, Starfire B25					IB9L-B
Buell							
1200	2002-97	M2 Cyclone	FAGYZ20HL	FAITX20L/ FAYTX20HL-PW	CYT20HL-BS-PW		
1200	1990-88	RR1200		FAITX20H	CITX20H-BS		IB16-B (Disc)
1200	1993-89	RS1200		FAITX20H	CITX20H-BS		IB16-B (Disc)
1200	1993-91	RSS1200		FAITX20H	CITX20H-BS		IB16-B (Disc)
1200	1999-96	S1 Lightning ⁽⁴⁾	FAGYZ16H	FAITX14H			
1200	1996-94	S2, S2T Thunderbolt		FAITX20H	CITX20H-BS		IB16-B (Disc)
1200	2002-97	S3, S3T Thunderbolt	FAGYZ20HL	FAITX20L/ FAYTX20HL-PW	CYT20HL-BS-PW		
1200	2002-99	X1 Lightning ⁽⁴⁾	FAGYZ20HL	FAITX20L/ FAYTX20HL-PW			
1200	2010-04	XB12R Firebolt ⁽⁴⁾	FAGYZ16H	FAITX14H			
1200	2010-04	XB12Ss, Scg, Lightning ⁽⁴⁾	FAGYZ16H	FAITX14H			
1200	2010-06	XB12X, XT Ulysses ⁽⁴⁾	FAGYZ16H	FAITX14H			
1125	2010-08	1125R, 1125CR ⁽⁴⁾	FAGYZ16H	FAITX14H			
1125	2009	Buell Racing 1125RR	FAITZ7S				
1000	1987	RR1000		FAITX20H	CITX20H-BS		IB16-B-LM (Disc)
984	2010-02	XB9R Firebolt, XB9SX Lightning ⁽⁴⁾	FAGYZ16H	FAITX14H			
500	2009-00	Blast	FAGYZ16H	FAITX14H	CITX14-BS		
Cagiva							
900		Elefant E900					IB16B-A1
751	1989	Elefant Bifaro			CITX14AHL-BS		IB14A-A2 ^D
750	1997-94	Elefant		FAITX20H	CITX20H-BS		
500	1988	T4 E Elefant			CITX14AHL-BS		IB14A-A2 ^D
350	1986	Elefant 2 Cylinder			CITX14AHL-BS		IB14A-A2 ^D
350	1987-up	T4 E Elefant, W12			CITX14AHL-BS		IB14A-A2 ^D
125	1988-87	Cruiser					IB9-B
125	1990-87	Freccia C9, C10R, C12R					IB9-B
125	1997-90	Mito					IB9-B
125	1997	N 90					IB9-B
125	1997-94	Roadster					IB9-B
125	1997-91	Supercity					IB9-B
50	1997-94	City, Lucky, Explorer		FAITX4L	CITX4L-BS		
Ducati							
1299	2020-15	Superbike 1299 Panigale, S			CIT7B-BS		
1262	2020-16	Diavel, S			CYT12B-BS		
1262	2020-18	Multistrada 1260			CYT12B-BS		
1200	2018-14	Monster 1200			CYT12B-BS		
1200	2018-10	Multistrada			CYT12B-BS		
1199	2014-11	1199, Panigale (S)			CIT7B-BS		
1198	2020-18	1198 Panigale			CIT7B-BS		

Automotive & Light Truck
Automotrices y Camiones Livianos
Automobile et Camionnette

Heavy-Duty Truck
Camiones Para Servicio Pesado
Poids Lourd

Agriculture
Agrícola
Agriculture

Industrial
Industrial
Industrial

Lawn & Garden
Césped y Jardín
Jardin et Pelouse

Powersports
Vehículos Deportivos
Sports Motorises

Reference
Referencia
Référence

	CC	Year	Model	Factory-Activated AGM High-Performance	Factor Activated AGM	Bottle Supply AGM	Conventional High-Performance	Conventional	
Motorcycle/Scooter Applications									
Ducati (continued)									
Automotive & Light Truck Automotrices y Camiones Livianos Automobile et Camionnette	1198	2016	1198 Panigale R			CYT12B-BS			
	1198	2011-09	1198, MY08, SP, R			CYT12B-BS			
	1198	2017-11	Diavel			CYT12B-BS			
	1100	2013-07	Hypermotard			CYT12B-BS			
	1100	2013-09	Monster 1100			CYT12B-BS			
	1100	2009-07	Multistrada			CYT12B-BS			
	1100	2012-09	Street Fighter, S			CYT12B-BS			
	1098	2009-07	1098			CYT12B-BS			
	1098	2007	1098	FAGYZ16H	FAITX14H				
	1098	2010-01	All Other Models			CYT12B-BS			
Heavy-Duty Truck Camiones Para Servicio Pesado Poids Lourds	1000	2009-08	Desmosedici RR			CYT12B-BS			
	1000	To 2009	GT1000, Touring, Sport 1100S			CYT12B-BS			
	1000	2007-05	Monster S2R			CYT12B-BS			
	998	2007-02	998, 999			CYT12B-BS			
	996	2000-99	996, S, SPS				IB16AL-A2		
	959	2020-16	959 Panigale			CIT7B-BS			
	944	2000-97	Sport Touring 2 (ST2)				IB16AL-A2		
	937	2020-16	Hypermotard 939			CYT12B-BS			
	937	2018-16	Hyperstrada 939			CYT12B-BS			
	937	2020-17	Multistrada 950			CYT12B-BS			
Agriculture Agrícola Agriculture	937	2020-17	Supersport			CYT12B-BS			
	916	1998-94	916 Biposto, Senna, Strada				IB16AL-A2		
	916	1998-94	I.E., SP, SP S				IB16AL-A2		
	916	2000-99	ST4				IB16AL-A2		
	907	1994-90	I.E. Paso		FAITX20H	CITX20H-BS			
	906	1992-90	Paso		FAITX20H	CITX20H-BS			
	900	2000-94	Monster				IB16AL-A2		
	900	1996-92	SL				IB16AL-A2		
	900	2000-89	SS				IB16AL-A2		
	900		SS Kick-Start					IB12A-A ⁰	
Industrial Industrial Industriel	900		SS Replica					IB12A-A ⁰	
	900	1982	SS Supersport, Replica			CITX14AHL-BS		IB14A-A2 ^D	
	900	1998-97	Supersport FE				IB16AL-A2		
	888	1995-90	SP, SP II, SP IV, SP V				IB16AL-A2		
	860		GT, GTS	FAGYZ32HL	FAYIX30L-PW	CYIX30L-BS-PW			
	860		GT, GTS Kick-Start			CYIX30L-BS-PW		IB12A-A ⁰	
	851	1991-90	851 Superbike				IB16AL-A2		
	851	1992-91	S Superbike				IB16AL-A2		
	848	2013-08	848, Corse SE			CYT12B-BS			
	848	2013	Street Fighter			CYT12B-BS			
Lawn & Garden Césped y Jardín Jardin et Pelouse	821	2018-14	Monster			CYT12B-BS			
	803	2018-17	Monster 797			CYT12B-BS			
	803	2016-15	Scrambler			CYT12B-BS			
	796	2013-10	Hypermotard			CYT12B-BS			
	796	2013-10	Monster 796			CYT12B-BS			
	750	1990-87	F1, Montjuich, Paso			CITX14AHL-BS		IB14A-A2 ^D	
	750		GT, Laguna Seca	FAGYZ32HL	FAYIX30L-PW	CYIX30L-BS-PW			
	750		Indiana			CITX14AHL-BS		IB14A-A2 ^D	
	750	2000-97	Monster				IB16AL-A2		
	750	1990-89	Sport				IB16AL-A2		
Powersports Vehículos Deportivos Sports Motorisés	750	2000-90	SS				IB16AL-A2		
	750		SS Supersport Kick-Start					IB12A-A ⁰	
	748	2000-97	748 Strada Biposto, SP, SPS				IB16AL-A2		
	696	2013-08	Monster 696			CYT12B-BS			
	650		Alazzurra, Indiana, Pantah			CITX14AHL-BS		IB14A-A2 ^D	
	600		Pantah			CITX14AHL-BS		IB14A-A2 ^D	
	600		TL			CITX14AHL-BS		IB14A-A2 ^D	
	500		GTL, GTV		FAITX24HL	CITX24HL-BS			
	500		Pantah		FAITX14AHL	CITX14AHL-BS			
	500		Sport		FAITX24HL	CITX24HL-BS			
Reference Referencia Référence	399	2016	Scrambler Sixty2			CYT12B-BS			
	E-TON								
	150	2012-07	Beamer R4-150		FAITX9	CITX9-BS			
	150	2012-09	Matrix R4-150		FAITX9	CITX9-BS			
	150	2012-09	Sport 150			CITX7A-BS			
	50	2012-00	Beamer 50, Beamer 3	FAITZ7S		CITX5L-BS			
	50	2012-09	Matrix 50	FAITZ7S		CITX5L-BS			
	50	2012-09	Sport 50			CITX7A-BS			

CC	Year	Model	Factory-Activated AGM High-Performance	Factor Activated AGM	Bottle Supply AGM	Conventional High-Performance	Conventional
Motorcycle/Scooter Applications							
Excelsior-Henderson							
1386	2000-99	Super X	FAGYZ20HL	FAITX20L/ FAYTX20HL-PW	CYTX20HL-BS-PW		
GAS GAS							
450	2008	FSR450	FAITZ7S				
370	1997	Pampera		FAITX4L			
320	2001-98	Pampera		FAITX4L			
250	2001-96	Pampera		FAITX4L			
Gilera							
600	1993	Nordwest			CITX14AHL-BS	IB14A-A2 ^D	
600	1993	RC 600C			CITX14AHL-BS	IB14A-A2 ^D	
600		Top Rally, XRT			CITX14AHL-BS	IB14A-A2 ^D	
500		Dakota E-Starter					IB10L-A2
500		Dakota Kick-Start					12N5.5-3B(Disc)
350		Dakota E-Starter					IB10L-A2
350		Dakota Kick-Start					12N5.5-3B(Disc)
350		ER E-Starter					IB10L-A2
350		ER Kick-Start					12N5.5-3B(Disc)
350		XRT		FAITX14AHL	CITX14AHL-BS		
250		Arizona Rally					IB10L-B (Disc)
250		RV NGR E-Starter					IB10L-B (Disc)
250		RV NGR Kick-Start					12N5.5-3B(Disc)
200		Arizona				IB9-B	
200		Arizona					12N5.5-3B(Disc)
200		Fast Bike				IB9-B	
200		Fast Bike					12N5.5-3B(Disc)
200		Motocarro				IB9-B	
200		RTX, RV, RX E-Starter				IB9-B	
200		RTX, RV, RX Kick-Start					12N5.5-3B(Disc)
200		T4					12N5.5-3B(Disc)
125		Apache E-Starter				IB9-B	
125		Apache Kick-Start					12N5.5-3B(Disc)
125		Arizona E-Starter				IB9-B	
125		Arizona Kick-Start					12N5.5-3B(Disc)
125		Crona E-Starter				IB9-B	
125		Crona Kick-Start					12N5.5-3B(Disc)
125		CX E-Starter				IB9-B	
125		CX Kick-Start					12N5.5-3B(Disc)
125		Fast Bike E-Starter				IB9-B	
125		Fast Bike Kick-Start					12N5.5-3B(Disc)
125		Freestyle E-Starter				IB9-B	
125		Freestyle Kick-Start					12N5.5-3B(Disc)
125		GFR E-Starter				IB9-B	
125		GFR Kick-Start					12N5.5-3B(Disc)
125		KK, KZ E-Starter				IB9-B	
125		KK, KZ Kick-Start					12N5.5-3B(Disc)
125		MX1, MXR E-Starter				IB9-B	
125		MX1, MXR Kick-Start					12N5.5-3B(Disc)
125		Nebraska E-Starter				IB9-B	
125		Nebraska Kick-Start					12N5.5-3B(Disc)
125		R1, R1S E-Starter				IB9-B	
125		R1, R1S Kick-Start					12N5.5-3B(Disc)
125		RC Rally					IB10L-B (Disc)
125		RTX, RV, RX E-Starter				IB9-B	
125		RTX, RV, RX Kick-Start					12N5.5-3B(Disc)
125		SPO1, SPO2 E-Starter				IB9-B	
125		SPO1, SPO2 Kick-Start					12N5.5-3B(Disc)
125		TOP Rally E-Starter				IB9-B	
125		TOP Rally Kick-Start					12N5.5-3B(Disc)
125		Typhoon				IB7-A	
125		XR1, XR2 E-Starter				IB9-B	
125		XR1, XR2 Kick-Start					12N5.5-3B(Disc)
50	1997	Bullit, Easy Moving, Runner				IB9-B	
50	1997-95	Eaglet				IB9-B	
50		GSA E-Starter				IB9-B	
50	1997	Runner				IB9-B	
50		Sioux E-Starter				IB9-B	
50		Stalker, Storm, Top Rally				IB9-B	
50	1997	Typhoon					12N5.5-3B(Disc)

Automotive & Light Truck
Automotrices y Camiones Livianos
Automobile et Camionnette

Heavy-Duty Truck
Camiones Para Servicio Pesado
Poids Lourd

Agriculture
Agrícola
Agriculture

Industrial
Industrial
Industrial

Lawn & Garden
Césped y Jardín
Jardin et Pelouse

Powersports
Vehículos Deportivos
Sports Motorises

Reference
Referencia
Référence

	CC	Year	Model	Factory-Activated AGM High-Performance	Factor Activated AGM	Bottle Supply AGM	Conventional High-Performance	Conventional	
Motorcycle/Scooter Applications									
Automotive & Light Truck Automotrices y Camiones Livianos Automobile et Camionnette	Harley-Davidson								
	1870	2019-17	CVO FLH Series	FAGYZ32HL	FAYIX30L-PW	CYIX30L-BS-PW			
	1870	2019-18	FX, FL (Softail)	FAGYZ20HL	FAITX20L/ FAYTX20HL-PW	CYTX20HL-BS-PW			
	1803	2016-07	CVO FLH (Touring)	FAGYZ32HL	FAYIX30L-PW	CYIX30L-BS-PW			
	1803	2015-07	CVO FLST (Softail)	FAGYZ20HL	FAITX20L/ FAYTX20HL-PW	CYTX20HL-BS-PW			
	1803	2015-07	CVO FXD (Dyna)	FAGYZ20HL	FAITX20L/ FAYTX20HL-PW	CYTX20HL-BS-PW			
	1803	2017-16	FLS (Softail Slim S, Fat Boy S)	FAGYZ20HL	FAITX20L/ FAYTX20HL-PW	CYTX20HL-BS-PW			
	1750	2022-17	FLH, FLT, FLR Series Touring	FAGYZ32HL	FAYIX30L-PW	CYIX30L-BS-PW			
	1750	2022-18	FX, FL (Softail)	FAGYZ20HL	FAITX20L/ FAYTX20HL-PW	CYTX20HL-BS-PW			
	1690	2016-11	FLH, FLT (Touring)	FAGYZ32HL	FAYIX30L-PW	CYIX30L-BS-PW			
Heavy-Duty Truck Camiones Para Servicio Pesado Poids Lourds	1690	2017-12	FLS (Softail)	FAGYZ20HL	FAITX20L/ FAYTX20HL-PW	CYTX20HL-BS-PW			
	1690	2017-12	FXD (Dyna)	FAGYZ20HL	FAITX20L/ FAYTX20HL-PW	CYTX20HL-BS-PW			
	1584	2010-07	FL, FLH Series (Touring)	FAGYZ32HL	FAYIX30L-PW	CYIX30L-BS-PW			
	1584	2011-07	FXD Series (Dyna)	FAGYZ20HL	FAITX20L/ FAYTX20HL-PW	CYTX20HL-BS-PW			
	1584	2011-07	FXST, FLST Series (Softail)	FAGYZ20HL	FAITX20L/ FAYTX20HL-PW	CYTX20HL-BS-PW			
	1450	2006-00	FL, FLH Series (Touring)	FAGYZ32HL	FAYIX30L-PW	CYIX30L-BS-PW			
	1450	1999-97	FL, FLH Series (Touring)	FAGYZ32HL	FAYIX30L-PW	CYIX30L-BS-PW			
	1450	2006-99	FXD Series (Dyna)	FAGYZ20HL	FAITX20L/ FAYTX20HL-PW	CYTX20HL-BS-PW			
	1450	2006-00	FXST, FLST Series (Softail)	FAGYZ20HL	FAITX20L/ FAYTX20HL-PW	CYTX20HL-BS-PW			
	Agriculture Agrícola Agriculture	1340	1998-97	FL, FLH Series (Touring)	FAGYZ32HL	FAYIX30L-PW	CYIX30L-BS-PW		
1340		1996-85	FL, FLH Series (Touring)		FAITX24HL	CITX24HL-BS		I50-N18L-A	
1340		1984-78	FL, FLH Series (Touring)					IHD-12	
1340		1999-97	FLST Series (Softail)	FAGYZ20HL	FAITX20L/ FAYTX20HL-PW	CYTX20HL-BS-PW			
1340		1996-91	FLST Series (Softail)	FAGYZ20HL	FAITX20L/ FAYTX20HL-PW	CYTX20HL-BS-PW			
1340		1994-79	FX, FXR Series		FAITX20H	CITX20H-BS		IB16-B (Disc)	
1340		1999-97	FXD, FXST Series (Dyna)	FAGYZ20HL	FAITX20L/ FAYTX20HL-PW	CYTX20HL-BS-PW			
1340		1996-91	FXD, FXST Series (Dyna)	FAGYZ20HL	FAITX20L/ FAYTX20HL-PW	CYTX20HL-BS-PW			
1340		2000-99	FXR Series		FAITX20H	CITX20H-BS		IB16-B (Disc)	
1340		1990-84	FXST, FLST Series (Softail)		FAITX20H	CITX20H-BS		IB16-B (Disc)	
Industrial Industriel Industriel	1250	2022-21	Pan-America	FAGYZ16HL		CITX14L-BS			
	1250	2017-08	VRSC V-Rod	FAGYZ20HL	FAITX20L/ FAYTX20HL-PW				
	1200	1977-65	FL, FLH Series (Touring)					IHD-12	
	1200	1978-71	FX Series (Electric Start)		FAITX20H	CITX20H-BS		IB16-B (Disc)	
	1200	1972-71	FX Series (Kick-Start)					IB7-A	
	1200	2022-04	XL, XLH (Sportster)	FAGYZ16HL		CITX14L-BS			
	1200	2003-97	XL, XLH (Sportster)		FAYTX20HL-PW ⁴	CITX20H-BS			
	1200	1996-87	XL, XLH (Sportster)		FAITX20H	CITX20H-BS		IB16-B (Disc)	
	1200	2012-09	XR1200X	FAGYZ16HL		CITX14L-BS			
	1130	2007-02	VRSC V-Rod	FAGYZ16H					
Lawn & Garden Césped y Jardín Jardin et Pelouse	1100	1993-87	XL Series (Sportster)		FAITX20H	CITX20H-BS		IB16-B (Disc)	
	1000	1985-83	1000 XLX-61, XR1000		FAITX20H	CITX20H-BS		IB16-B (Disc)	
	1000	1985-79	XL Series (Sportster)		FAITX20H	CITX20H-BS		IB16-B (Disc)	
	1000	1978-70	XLCH Series (Sportster Kick-Start)					IB7-A	
	1000	1978-77	XLCR Cafe Racer		FAITX20H	CITX20H-BS		IB16-B (Disc)	
	1000	1978-67	XLH (Sportster Electric Start)					IHD-12	
	883	2022-04	XL, XLH (Sportster)	FAGYZ16HL		CITX14L-BS			
	883	2003-97	XL, XLH (Sportster)	FAGYZ20HL	FAITX20L/ FAYTX20HL-PW	CYTX20HL-BS-PW			
	883	1996-86	XLH (Sportster)			CITX20H-BS		IB16-B (Disc)	
	750	2021-14	Street	FAGYZ16HL		CITX14L-BS			
Powersports Vehículos Deportivos Sports Motorisés	500	All	MT500 (Military)		FAITX14AHL	CITX14AHL-BS		IB14L-A2	
	500	2021-14	Street	FAGYZ16HL		CITX14L-BS			
	350	All	SS350					6N11A-1B (Disc)	
	250	1978-75	SS250, SX250				IB7L-B	12N7-3B	
	175	1978-74	SS175, SX175				IB7L-B	12N7-3B	
	Reference Referencia Référence								

CC	Year	Model	Factory-Activated AGM High-Performance	Factor Activated AGM	Bottle Supply AGM	Conventional High-Performance	Conventional
Motorcycle/Scooter Applications							
Harley-Davidson (continued)							
125	1978-74	SS125, SX125				IB7L-B	12N7-3B
125	1978-75	SXT125				IB7L-B	12N7-3B
125	1978-73	TX125				IB7L-B	12N7-3B
90	1976-73	Z90				IB7L-B	12N7-3B
Honda							
	2000-96	VT1100C, C3, T, Shadow (Spirit, Aero, A. C. E. Tourer)				HIB16A-AB	
1800	2010-01	GL1800 Gold Wing	FAGYZ20HL	FAITX20L/ FAYTX20HL-PW		CYTX20HL-BS-PW	
1800	2021-12	GL1800 Gold Wing, F6B, F6C	FAGYZ20HL				
1800	2005-04	NRX1800 Valkyrie Rune	FAGYZ20HL	FAITX20L/ FAYTX20HL-PW		CYTX20HL-BS-PW	
1800	2011-02	VTX1800C, F, N, R Retro, S	FAGYZ20HL	FAITX20L/ FAYTX20HL-PW		CYTX20HL-BS-PW	
1500	2000-88	GL1500 Gold Wing		FAITX24HL		CITX24HL-BS	
1500	2003-97	GL1500 Valkyrie	FAGYZ16H	FAITX14H		CITX14-BS	
1300	2014	CTX1300		FAITZ14S			
1300	2012-03	ST1300, A, P		FAITZ14S			
1300	2020-09	VT1300CS, CR, CT, CXA FURY		FAITZ14S			
1300	2012-03	VTX1300C, R, S, Retro	FAGYZ16H	FAITX14H		CITX14-BS	
1200	1987-84	GL1200 Gold Wing		FAITX24HL		CITX24HL-BS	
1200	2014-10	VFR1200F		FAITZ14S			
1200	2017-16	VFR1200X		FAITZ14S			
1200	2013	VFR1200XD		FAITZ14S			
1100	2014-10	CB1100		FAITZ14S			
1100	2019-17	CB1100EX		FAITZ14S			
1100	1983	CB1100F Super Sport		FAITX14AHL		CITX14AHL-BS	IB14L-A2
1100	2004-01	CBR1100XX		FAITZ12S			
1100	2000-97	CBR1100XX		FAITX12		CITX12-BS	
1100	1983-80	GL1100 Gold Wing		FAITX24HL		CITX24HL-BS ⁶	
1100	2002-91	ST1100, ABS-TCS, 1100A	FAGYZ16H	FAITX14H		CITX14-BS	
1100	1986-83	VF1100C V65 Magna		FAITX20H		CITX20H-BS	IB18-A
1100	1985-84	VF1100S V65 Sabre	FAGYZ20HL	FAITX20L/ FAYTX20HL-PW		CYTX20HL-BS-PW	
1100	1997-85	VT1100C Shadow Spirit					HIB16A-AB
1100	2007-01	VT1100C, C3, T, Shadow (Spirit, Aero, A. C. E. Tourer)	FAGYZ16H	FAITX14H		CITX14-BS	
1100	1999-95	VT1100C2 Shadow A. C. E.					HIB16A-AB
1100	2007-00	VT1100C2 Shadow Sabre	FAGYZ16H	FAITX14H		CITX14-BS	
1000	1995-94	CB1000		FAITX12		CITX12-BS	
1000	1983	CB1000C Custom		FAITX14AHL		CITX14AHL-BS	IB14L-A2
1000	2018-09	CB1000R		FAITZ10S			
1000	2010-09	CBF1000F		FAITZ10S			
1000	1996-87	CBR1000F Hurricane		FAITX14AHL		CITX14AHL-BS	IB14L-A2
1000	2019-08	CBR1000RA (ABS)		FAITZ10S			
1000	2018-08	CBR1000RR		FAITZ7S			
1000	2007-04	CBR1000RR		FAITZ10S			
1000	1982-81	CBX1000 Super Sport		FAITX24HL		CITX24HL-BS ⁶	
1000	1980-79	CBX1000 Super Sport	FAGYZ20HL	FAITX20L/ FAYTX20HL-PW		CYTX20HL-BS-PW	IB18L-A (Disc)
1000	1980-79	CBX1000 Super Sport (Opt)		FAITX24HL		CITX24HL-BS ⁶	
1000	2017-16	CRF1000L Africa Twin		FAITZ14S			
1000	1979-75	GL1000 Gold Wing		FAITX24HL		CITX24HL-BS ⁶	
1000	2017-16	RC213V-S		FAITZ7S			
1000	2006-00	RVT1000R RC51		FAITZ12S			
1000	2004-01	VTR1000F Super Hawk		FAITZ12S			
1000	2000-97	VTR1000F Super Hawk		FAITX12		CITX12-BS	
1000	2012-10	XL1000V Varadero		FAITX20CH		CITX16-BS	
954	2003-02	CBR954RR		FAITZ10S			
929	2001-00	CBR929RR, RE		FAITZ10S			
919	2006-02	CB900F (919)		FAITZ10S			
900	1982-80	CB900C, F		FAITX14AHL		CITX14AHL-BS	IB14L-A2
900	1999-93	CBR900R, RR		FAITX9		CITX9-BS	
800	1998-89	PC800 Pacific Coast		FAITX12		CITX12-BS	
800	2012-02	VFR800, A Interceptor, ABS		FAITZ12S			
800	2016-14	VFR800F Interceptor		FAITZ12S			
800	2001-98	VFR800FI Interceptor		FAITX12		CITX12-BS	
800	1988	VT800C Shadow		FAITX14AH		CITX14AH-BS	
750	2003-91	CB750 Nighthawk		FAITX14AH		CITX14AH-BS	IB14-A2
750	1978-76	CB750A Hondamatic		FAITX24HL		CITX24HL-BS ⁶	

Automotive & Light Truck
Automotrices y Camiones Livianos
Automobile et Camionnette

Heavy-Duty Truck
Camiones Para Servicio Pesado
Poids Lourd

Agriculture
Agricultura
Agriculture

Industrial
Industrial
Industrial

Lawn & Garden
Césped y Jardín
Jardin et Pelouse

Powersports
Vehículos Deportivos
Sports Motorisés

Reference
Referencia
Référence

	CC	Year	Model	Factory-Activated AGM High-Performance	Factor Activated AGM	Bottle Supply AGM	Conventional High-Performance	Conventional
Motorcycle/Scooter Applications								
Honda (continued)								
Automotive & Light Truck Automotrices y Camiones Livianos Automobile et Camionnette	750	1982-80	CB750C Custom		FAITX14AHL	CITX14AHL-BS	IB14L-A2	12N14-3A
	750	1982-75	CB750F Super Sport		FAITX14AHL	CITX14AHL-BS	IB14L-A2	12N14-3A
	750	1982-69	CB750K Four		FAITX14AHL	CITX14AHL-BS	IB14L-A2	12N14-3A
	750	1979	CB750K Limited Edition		FAITX14AHL	CITX14AHL-BS	IB14L-A2	12N14-3A
	750	1983-82	CB750SC Nighthawk		FAITX14AHL	CITX14AHL-BS	IB14L-A2	12N14-3A
	750	2018	NC750X, XD	FAITZ14S				
Heavy-Duty Truck Camiones Para Servicio Pesado Poids Lourds	750	1994	RVF750R (RC45)		FAITX9	CITX9-BS		
	750	1988	VF750C V45 Magna				IB12A-A	
	750	1983-82	VF750C V45 Magna		FAITX14AH	CITX14AH-BS	IB14-A2	
	750	2003-94	VF750C, C2, D Magna		FAITX12	CITX12-BS		
	750	1984-83	VF750F V45 Interceptor		FAITX14AH	CITX14AH-BS	IB14-A2	
	750	1983-82	VF750S V45 Sabre		FAITX14AHL	CITX14AHL-BS	IB14L-A2	
	750	1997-90	VFR750F		FAITX12	CITX12-BS		
	750	1986	VFR750F Interceptor					IB12A-B (Disc)
	750	1990	VFR750R (RC30)		FAITX9	CITX9-BS		
	750	1983	VT750C Shadow					HIB16A-AB
Agriculture Agrícola Agriculture	750	2018-10	VT750C, C2, C2B, RS Shadow/Phantom/Aero	FAITZ14S				
	750	2008-04	VT750C, CA, C2	FAITZ12S				
	750	2009-04	VT750C, CA, C2 Shadow	FAITZ12S				
	750	2003-98	VT750C, CA, CD Shadow	FAGYZ16H	FAITX14H	CITX14-BS		
	750	2003-01	VT750DC, DCA, DCB Shadow Spirit	FAITZ14S				
	700	1986-84	CB700SC Nighthawk 'S'					
	700	2018-14	CTX700	FAITZ12S				
	700	2016-15	NC700J (NM4)	FAITZ12S				
	700	2017-12	NC700X	FAITZ12S				
	700	2013-10	NT700V	FAITZ14S				
Industrial Industriel Industriel	700	1987	VF700C Magna				IB12A-A	
	700	1986-84	VF700C Magna		FAITX14AH	CITX14AH-BS	IB14-A2	
	700	1985-84	VF700F Interceptor		FAITX14AH	CITX14AH-BS	IB14-A2	
	700	1985-84	VF700S Sabre		FAITX14AHL	CITX14AHL-BS	IB14L-A2	
	700	1987-86	VFR700 Interceptor					IB12A-B (Disc)
	700	1987-86	VT700C Shadow		FAITX14AH	CITX14AH-BS		
	700	1985-84	VT700C Shadow					HIB16A-AB
	680	2013-09	DN-01	FAITZ14S				
	650	1982-79	CB650, Custom					IB12A-A
	650	2018	CB650F, FA	FAITZ10S				
Lawn & Garden Césped y Jardín Jardin et Pelouse	650	2020-19	CB650R, RA	FAITZ10S				
	650	1985-83	CB650SC Nighthawk				IB12AL-A	
	650	1982	CB650SC Nighthawk				IB12A-A	
	650	2018-14	CBR650F	FAITZ10S				
	650	1983	CX650C Custom		FAITX14AH	CITX14AH-BS	IB14-A2	
	650	1983	CX650T Turbo		FAITX14AHL	CITX14AHL-BS	IB14L-A2	
	650	1983	GL650I Silver Wing Interstate		FAITX14AHL	CITX14AHL-BS	IB14L-A2	
	650	1991-88	NT650 Hawk GT		FAITX9	CITX9-BS		
	650	2010-98	NT650V					
	650	1989-88	NX650		FAITX9	CITX9-BS		
Powersports Vehículos Deportivos Sports Motorisés	650	1998-97	SLR650					
	650	1999	Vigor 650					
	650	2020-93	XR650L		FAITX9	CITX9-BS		
	600	2006-04	CB600F (599)		FAITX7L	CITX7L-BS		
	600	2000-87	CBR600		FAITX9	CITX9-BS		
	600	2016-01	CBR600F4i, 600RR	FAITZ10S				
	600	2019-05	CBR600RR, RA	FAITZ10S				
	600	2012-02	FSC600 Silver Wing	FAITZ12S				
	600	2007-04	VT600C, CD Shadow Deluxe	FAITZ10S				
	600	2003-88	VT600C, CD Shadow Deluxe, VLX		FAITX9	CITX9-BS		
Reference Referencia Référence	600	1990-89	XL600V Transalp					IB12A-B (Disc)
	550	1978-74	CB550 Four, K, SS				IB12A-A	12N12A-4A-1
	550	1983	CB550SC Nighthawk				IB12AL-A	
	500	1976-71	CB500 Four, Twin				IB12A-A	12N12A-4A-1
	500	2020-13	CB500X, F	FAITZ10S				
	500	2018-13	CBR500R	FAITZ10S				
	500	2020-19	CBR500R, RA	FAITZ10S				
	500	2020-17	CMX500, A		FAITX7L	CITX7L-BS		
	500	1982-78	CX500, C, D, T		FAITX14AHL	CITX14AHL-BS	IB14L-A2	
	500	1983-82	FT500 Ascot		FAITX14AHL	CITX14AHL-BS	IB14L-A2	
500	1990-89	GB500					IB12A-B (Disc)	
500	1982-81	GL500, I Silver Wing		FAITX14AHL	CITX14AHL-BS	IB14L-A2		
500	1985-84	VF500C V30 Magna				IB12A-A		
500	1986-84	VF500F Interceptor				IB12A-A		

CC	Year	Model	Factory-Activated AGM High-Performance	Factor Activated AGM	Bottle Supply AGM	Conventional High-Performance	Conventional
Motorcycle/Scooter Applications							
Honda (continued)							
500	1986-83	VT500C Shadow				IB12A-A	
500	1984-83	VT500FT Ascot				IB12A-A	
500	1981-79	XL500S					6N4-2A-WL
450	1974-67	CB450, SS				IB12A-A	12N12A-4A-1
450	1986-82	CB450SC Nighthawk, T				IB12A-A	
450	1974-67	CL450 Scrambler				IB12A-A	12N12A-4A-1
450	1983-82	CM450A Hondamatic, E				IB12A-A	
450	1987-86	CMX450C Rebel				IB12A-A	
450	2022-17	CRF450R, L					
450	2017-15	CRF450X	FAITZ7S				
400	1978	CB400A				IB12A-A	
400	1990-89	CB400F CB-1		FAITX9	CITX9-BS		
400	1977-75	CB400F Super Sport				IB12A-A	12N12A-4A-1
400	1981-78	CB400T Hawk, Hawk II				IB12A-A	
400	1979-78	CB400TI Hawk I					
400	1981-79	CM400 (All)				IB12A-A	
360	1976-74	CB360, G, T				IB12A-A	12N12A-4A-1
360	1977-76	CJ360T					
360	1975-74	CL360 Scrambler				IB12A-A	12N12A-4A-1
350	1974-68	CB350 Super Sport Four				IB12A-A	12N12A-4A-1
350	1973-68	CL350 Scrambler				IB12A-A	12N12A-4A-1
350	1973-70	SL350 Motosport					12N5-4B (Disc)
350	1970-69	SL350 Motosport				IB12A-A	12N12A-4A-1
350	1978-74	XL350					6N6-3B
350	1985-84	XL350R					
305	1969-63	CA77 Dream Touring (Late)					12N9-3A (Disc)
305	1968-61	CB77 Super Hawk					12N9-3A (Disc)
305	1968-65	CL77 Scrambler					12N5-4B (Disc)
300	2018-15	CB300F		FAITX7L	CITX7L-BS		
300	2020-19	CB300R, RA		FAITX7L	CITX7L-BS		
300	2022-15	CBR300R, RA		FAITX7L	CITX7L-BS		
300	2020-17	CMX300, A		FAITX7L	CITX7L-BS		
300	2016-14	NSS300 Forza	FAITZ12S				
250	1966-63	CA72 Dream Touring (Late)					12N9-3A (Disc)
250	2009-91	CB250 Nighthawk		FAITX7L	CITX7L-BS		
250	1966-61	CB72 Hawk					12N9-3A (Disc)
250	2013-11	CBR250R		FAITX7L	CITX7L-BS		
250	1990-85	CH250 Elite		FAITX12	CITX12-BS		
250	1965-62	CL72 Scrambler					12N5-4B (Disc)
250	1983-82	CM250C Custom					
250	2016-96	CMX250C Rebel		FAITX7L	CITX7L-BS		
250	1987-85	CMX250C Rebel, LTD				IB9L-B	
250	2009-93	CN250 Helix		FAITX12	CITX12-BS		
250	2022-20	CRF250F	FAITZ7S				
250	2018-04	CRF250X, L		FAITX7L	CITX7L-BS		
250	1976-74	MT250 Elsinore					6N6-3B
250	2009-01	NSS250 Reflex	FAITZ12S				
250	1990-88	NX250		FAITX7L	CITX7L-BS		
250	2008-05	PS250 Big Ruckus	FAITZ12S				
250	1976-72	XL250					6N6-3B
250	1987-82	XL250R					
250	1981-78	XL250S					6N4-2A-WL
250	1996-91	XR250L		FAITX4L	CITX4L-BS		
230	2019-03	CRF230F, L (To 2007)	FAITZ7S				
230	2014	CRF230L		FAITX7L	CITX7L-BS		
230	2013-08	CRF230L, M	FAITZ7S				
200	1976-74	CB200, T					12N9-4B-1
200	1974	CL200 Scrambler					12N9-4B-1
200	1982-81	CM200T Twinstar					12N9-4B-1
200	1980	CM200T Twinstar					
200	1987-86	TLR200 Reflex		FAITX4L	CITX4L-BS		
200	1987	TR200 Fat Cat				CITX7A-BS	
200	1986	TR200 Fat Cat		FAITX9	CITX9-BS		
185	1979-78	CM185T Twinstar					6N12A-2D (Disc)
185	1983-79	XL185S					6N4-2A-WL
175	1969-68	CA175 Touring (CD175)					B54-6 (Disc)
175	1970-69	CA175 Touring (CD175K3)					6N12A-2D (Disc)
175	1969-65	CB160 Sport (Top and Front Terminal Mount)					IB9-B
175	1973-69	CB175 Super Sport					12N9-4B-1
175	1973-68	CL175 Scrambler					12N9-4B-1

Automotive & Light Truck
Automotrices y Camiones Livianos
Automobile et Camionnette

Heavy-Duty Truck
Camiones Para Servicio Pesado
Poids Lourd

Agriculture
Agrícola
Agriculture

Industrial
Industrial
Industrial

Lawn & Garden
Césped y Jardín
Jardin et Pelouse

Powersports
Vehículos Deportivos
Sports Motorises

Reference
Referencia
Référence

	CC	Year	Model	Factory-Activated AGM High-Performance	Factor Activated AGM	Bottle Supply AGM	Conventional High-Performance	Conventional
Motorcycle/Scooter Applications								
Honda (continued)								
Automotive & Light Truck Automotrices y Camiones Livianos Automobile et Camionnette	175	1972-70	SL175 Motosport					12N5-4B (Disc)
	175	1978-74	XL175					6N6-3B
	160	1968-66	CL160 Scrambler (Top and Front Terminal Mount)				IB9-B	12N9-4B-1
	150	1987	CH150 Elite		FAITX9			CITX9-BS
Heavy-Duty Truck Camiones Para Servicio Pesado Poids Lourd	150	1986-85	CH150 Elite Deluxe		FAITX9			CITX9-BS
	150	2016-06	CRF150F	FAITZ7S				
	150	2020-15	PCX150		FAITX7L			CITX7L-BS
	150	2013	PCX150	FAITZ7S	FAITX5L			CITX5L-BS
	150	2012-10	SH150		FAITX7L			CITX7L-BS
	150	2013	SH150	FAITZ7S	FAITX5L			CITX5L-BS
	125	2021-19	C125A		FAITX4L			
	125	1982-81	CB125S					6N6-3B-1 (Disc)
	125	1980-77	CB125S					6N6-3B
	125	1984	CH125 Elite		FAITX9			CITX9-BS
	125	1969-67	CL125A Scrambler (Twin)					IB9-B
	Agriculture Agrícola Agriculture	125	1975-73	CL125S Scrambler				
125		2018-14	CRF125F		FAITX4L			CITX4L-BS
125		2022-19	CRF125F, FB		FAITX4L			CITX4L-BS
125		1977	CT125 Trail					6N4C-1B (Disc)
125		2022-14	MSX125 Grom		FAITX4L			CITX4L-BS
125		1976-74	MT125 Elsinore					6N6-3B
125		1984	NH125 Aero	FAITZ7S				CITX5L-BS
125		1990-88	NX125		FAITX7L			CITX7L-BS
125		2011	PCX125	FAITZ7S				CITX5L-BS
125		2012-10	SH125		FAITX7L			CITX7L-BS
125		2013	SH125	FAITZ7S				CITX5L-BS
Industrial Industriel Industriel		125	1973-71	SL125 Motosport				
	125	1969-67	SS125A Super Sport					B54-6 (Disc)
	125	1978-74	XL125					6N4C-1B (Disc)
	125	1985	XL125S					IB2.5L-C (Disc)
	125	1984-79	XL125S					6N4-2A-WL
	125	2022-19	Z125M, MA		FAITX4L			CITX4L-BS
	110	2010-09	C110	FAITZ7S				
	110	2016-13	CRF110F		FAITX4L			CITX4L-BS
	110	1986	CT110 Trail					6N4-2A-WL
	110	1984-80	CT110 Trail					6N4-2A-WL
Lawn & Garden Césped y Jardín Jardin et Pelouse	100	2013-10	NHX110 Elite		FAITX7L			CITX7L-BS
	100	1972-70	CB100 Super Sport					6N6-3B
	100	1973-70	CL100, S Scrambler					6N6-3B
	100	1973-70	SL100 Motosport					6N6-3B
	100	1978-77	XL100					6N4C-1B (Disc)
	100	1976-74	XL100					6N6-3B
	100	1985-83	XL100S					6N4-2A-WL
	100	1982-81	XL100S					6N4C-1B (Disc)
	100	1980-79	XL100S					6N4-2A-WL
	90	1970-67	CL90, L 5HP Scrambler					6N5.5-1D-1
	90	1969-66	CM91 Honda 90 (C90M)					6N6-1B (Disc)
	90	1966-64	CT200 Trail 90					6N5.5-1D-1
Powersports Vehículos Deportivos Sports Motorisés	90	1979-66	CT90 Trail					6N5.5-1D-1
	90	1996-91	EZ90 Cub	FAITZ7S				
	90	1969-64	S90 Super (CS90)					6N6-1B (Disc)
	90	1969	SL90 Motosport					6N5.5-1D-1
	90	1975-73	ST90 Trail Sport					6N5.5-1D-1
	80	2009-93	CH80 Elite	FAITZ7S				CITX5L-BS
	80	1985	NH80 Aero	FAITZ7S				CITX5L-BS
	80	1984-83	NH80MD Aero	FAITZ7S				CITX5L-BS
	80	1985-83	XL80S					6N4-2A-WL
	80	1982-80	XL80S					6N4C-1B (Disc)
	75	1979-77	XL75					6N4C-1B (Disc)
	Reference Referencia Référence	70	1981-80	C70 Passport				
70		1973-70	C70M Honda					6IB11-2D (Disc)
70		1973-69	CL70 Scrambler					6N5.5-1D-1
70		1994-91	CT70		FAITX4L			CITX4L-BS
70		1979-74	CT70 Trail					6N4C-1B (Disc)
70		1971-69	CT70 Trail, 70H					6N2A-2C-WL (Disc)
70		1973-72	CT70, 70H					6N2A-2C-WL (Disc)
70		1973	SL70 Motosport					6N2A-2C-WL (Disc)
70		1972-71	SL70 Motosport					6N2A-2C-WL (Disc)
70		1976-74	XL70					6N4C-1B (Disc)

CC	Year	Model	Factory-Activated AGM High-Performance	Factor Activated AGM	Bottle Supply AGM	Conventional High-Performance	Conventional
Motorcycle/Scooter Applications							
Honda (continued)							
65	1969-65	S65 Sport (CS65)					6N2-2A-WL
55	1965-62	C, CA105T Trail					6N2-2A-WL
50	1969-59	C110, CA110					6N2-2A-WL
50	2013-02	CHF50 Metropolitan, II, SP	FAITZ7S		CITX5L-BS		
50	1982	MB5					IB2.5L-C (Disc)
50	1979	NA50 Express II					6N2-2A-WL
50	1987-85	NB50 Aero		FAITX4L	CITX4L-BS		
50	1984-83	NB50M Aero			CITX4L-BS		IB4L-B
50	1979-78	NC50 Express					6N2-2A-WL
50	1977	NC50 Express					6N2A-2C-WL (Disc)
50	2017-13	NCH50 Metropolitan		FAITX4L	CITX4L-BS		
50	2020-18	NCW 50	FAITZ7S		CITX5L-BS		
50	1984	NN50MD Gyro			CITX4L-BS		IB4L-B
50	2019-03	NPS50, S Ruckus	FAITZ7S		CITX5L-BS		
50	1985-84	NQ50 Spree			CITX4L-BS		IB4L-B
50	1987-86	NQ50 Spree, 50D SS		FAITX4L	CITX4L-BS		
50	1990	NS50F					
50	1983-82	NU50 Urban Express					IB2.5L-C-1 (Disc)
50	1968-67	P50 Little Honda					6N4-2A-WL
50	1983-78	PA501 Moped, PA50II					6N4B-2A-WL (Disc)
50	2001-88	SA50 Elite LX, S, SR		FAITX4L	CITX4L-BS		
50	1990-88	SB50 (All)		FAITX4L	CITX4L-BS		
50	1987	SE50 Elite (All)		FAITX4L	CITX4L-BS		
50	1986-85	TG50 Gyro S (All)		FAITX4L	CITX4L-BS		
50	1988	ZB50		FAITX4L	CITX4L-BS		
Husaberg							
	2012-04	All Electric Start	FAITZ7S		CITX5L-BS		
	2003-97	All Electric Start		FAITX9	CITX9-BS		
	2013	All Electric Start	FAITZ7S		CITX5L-BS		
Husqvarna							
	2020-17	FC					
900	2013	NUDA900	FAGYZ16H	FAITX14H	CITX14-BS		
701	2019-16	701 Enduro, Supermoto	FAITZ10S				
701	2021-18	701 Vitpilen			CIT12A-BS		
580	2001-00	TE610E, SM610S	FAGYZ16H	FAITX14H	CITX14-BS		
511	To 2011	TE, TXC	FAITZ7S		CITX5L-BS		
510	To 2010	TC, TXC, TE, SMR	FAITZ7S		CITX5L-BS		
501	2016-14	FE	FAITZ7S		CITX5L-BS		
450	2017-14	FC		FAITX4L	CITX4L-BS		
450	2017-14	FE	FAITZ7S		CITX5L-BS		
450	To 2010	TC, TXC, TE, SMR	FAITZ7S		CITX5L-BS		
449	To 2011	TE	FAITZ7S		CITX5L-BS		
400	2019-18	Svartpilen, Vitpilen			CIT12A-BS		
400	2001-00	TE410E	FAGYZ16H	FAITX14H	CITX14-BS		
350	2017-14	FC		FAITX4L	CITX4L-BS		
350	2017-14	FE	FAITZ7S		CITX5L-BS		
310	To 2010	TC, TXC, TE, SMR	FAITZ7S		CITX5L-BS		
300	2017-14	TE	FAITZ7S		CITX5L-BS		
250	2017-14	FC		FAITX4L	CITX4L-BS		
250	2017-14	FE	FAITZ7S		CITX5L-BS		
250	2017-02	TE	FAITZ7S		CITX5L-BS		
250	2012-08	TXC	FAITZ7S		CITX5L-BS		
Hyosung							
700	2013-10	ST7			CIT14B-BS		
650	2016-09	GT650, R, S	FAGYZ16H	FAITX14H	CITX14-BS		
650	2013-09	GV650, SE			CIT14B-BS		
250	2016-09	GT250, R	FAGYZ16H	FAITX14H	CITX14-BS		
250	2016-09	GV250		FAITX9	CITX9-BS		
250	2016-09	NS3-250		FAITX9	CITX9-BS		
100	All	EZ100	FAITZ7S		CITX5L-BS		
50	All	SB50 Super Cab, SD50 Sense, SF50 Prima, Rally, Sense		FAITX4L	CITX4L-BS		
Indian							
	2001-99	All Models		FAITX20H	CITX20H-BS		
1819	2022-20	Challenger, Dark Horse, Limited	FAGYZ20HL	FAYTX20HL-PW	CYTX20HL-BS-PW		
1819	2022-14	Chief Classic, Chief Vintage, Chieftain, Roadmaster	FAGYZ20HL	FAYTX20HL-PW	CYTX20HL-BS-PW		
1819	2022-16	Chief Dark Horse, Springfield	FAGYZ20HL	FAYTX20HL-PW	CYTX20HL-BS-PW		
1720	2012-09	Chief (All Models)		FAITX20H	CITX20H-BS		
1720	2013-12	Chief Classic, Vintage, Dark Horse		FAITX24HL	CITX24HL-BS		

Automotive & Light Truck
Automotrices y Camiones Livianos
Automobile et Camionnette

Heavy-Duty Truck
Camiones Para Servicio Pesado
Poids Lourd

Agriculture
Agrícola
Agriculture

Industrial
Industrial
Industrial

Lawn & Garden
Césped y Jardín
Jardin et Pelouse

Powersports
Vehículos Deportivos
Sports Motorises

Reference
Referencia
Référence

	CC	Year	Model	Factory-Activated AGM High-Performance	Factor Activated AGM	Bottle Supply AGM	Conventional High-Performance	Conventional	
Motorcycle/Scooter Applications									
Automotive & Light Truck Automotrices y Camiones Livianos Automobile et Camionnette	Indian (continued)								
	1638	2003-02	Chief		FAITX24HL	CITX24HL-BS			
	1442	2003-02	Scout, Spirit		FAITX20H	CITX20H-BS			
	1200	2022-19	FTR 1200	FAGYZ16H					
	1133	2018-15	Scout		FAITX14AH	CITX14AH-BS			
999	2018-16	Scout Sixty		FAITX14AH	CITX14AH-BS				
Heavy-Duty Truck Camiones Para Servicio Pesado Poids Lourds	Kawasaki								
	2000	2010-04	VN2000-A Vulcan		FAITX20CH	CITX16-BS			
	1700	2022-09	VN1700 Voyager, Nomad, Vaquero		FAITX20CH	CITX16-BS			
	1600	2009-03	VN1600-A Vulcan Classic, D, Nomad		FAITX20CH	CITX16-BS			
	1600	2009-04	VN1600-B Vulcan Mean Streak		FAITX20CH	CITX16-BS			
	1500	1998-87	VN1500 Vulcan 88, SE		FAITX24HL	CITX24HL-BS			
	1500	1997-96	VN1500-C Vulcan L		FAITX24HL	CITX24HL-BS			
	1500	2009-96	VN1500-D, E, N Vulcan Classic		FAITX20CH	CITX16-BS			
	1500	2005-99	VN1500-G, J, L, R, Vulcan Nomad, Drifter		FAITX20CH	CITX16-BS			
	1500	2003-02	VN1500-P Vulcan Mean Streak		FAITX20CH	CITX16-BS			
	1400	2022-06	Ninja ZX-14R, ABS	FAGYZ16H	FAITX14H	CITX14-BS			
	1400	2019-08	ZG1400 Concours, ABS	FAGYZ16H	FAITX14H	CITX14-BS			
	1300	1982-79	KZ1300 Touring		FAITX24HL	CYTX24HL-BS ⁶		Y50-N18L-A-CX 9(Disc)	
	1300	1988-83	ZN1300-A Voyager						
	Agriculture Agrícola Agriculture	1200	2003-86	1200 ZG1200 Voyager XII		FAITX24HL	CITX24HL-BS		
1200		2005-00	Ninja ZX-12R	FAGYZ16H	FAITX14H	CITX14-BS			
1200		2013-09	ZRX1200 DAEG			CITX12-BS			
1200		2005-01	ZRX1200R	FAGYZ16H	FAITX14H	CITX14-BS			
1200		2005-02	ZZR1200	FAGYZ16H	FAITX14H	CITX14-BS			
1100		1983-81	KZ1100-A, LTD	FAGYZ20HL	FAITX20L/ FAYTX20HL-PW	CYTX20HL-BS-PW			
1100		1982-81	KZ1100-B GP (Z)	FAGYZ20HL	FAITX20L/ FAYTX20HL-PW	CYTX20HL-BS-PW			
1100		1985-84	ZN1100-B LTD			CITX14AHL-BS	IB14L-A2 ^F		
1100		1995-92	ZR1100		FAITX20CH	CITX16-BS			
1100		2000-99	ZRX1100	FAGYZ16H	FAITX14H	CITX14-BS			
Industrial Industrial Industriel	1100	1984-83	ZX1100-A GPz			CITX14AHL-BS	IB14L-A2 ^F		
	1100	1993-90	ZX1100-C Ninja ZX-11			CITX14AHL-BS	IB14L-A2 ^F		
	1100	2001-95	ZX1100-D Ninja ZX-11	FAGYZ16H	FAITX14H	CITX14-BS			
	1100	1994-93	ZX1100-D Ninja ZX-11 (CN)	FAGYZ16H	FAITX14H	CITX14-BS			
	1100	1997-95	ZX1100-E (GPz1100)	FAGYZ16H	FAITX14H	CITX14-BS			
	1000	1980-77	KZ1000, LTD		FAITX14AHL	CITX14AHL-BS	IB14L-A2 ^F		
	1000	1983-81	KZ1000, LTD, CSR	FAGYZ20HL	FAITX20L/ FAYTX20HL-PW	CYTX20HL-BS-PW			
	1000	1981-80	KZ1000-C Police	FAGYZ20HL	FAITX20L/ FAYTX20HL-PW	CYTX20HL-BS-PW			
	1000	1979-78	KZ1000-C Police, Z1-R		FAITX14AHL	CITX14AHL-BS	IB14L-A2 ^F		
Lawn & Garden Césped y Jardín Jardin et Pelouse	1000	1980-79	KZ1000-E ST, Shaft	FAGYZ20HL	FAITX20L/ FAYTX20HL-PW	CYTX20HL-BS-PW			
	1000	1980	KZ1000-G Classic			CITX14AHL-BS	IB14L-A2 ^F		
	1000	2005-02	KZ1000-P Police	FAGYZ20HL	FAITX20L/ FAYTX20HL-PW	CYTX20HL-BS-PW			
	1000	2001-82	KZ1000-P Police	FAGYZ20HL	FAITX20L/ FAYTX20HL-PW	CYTX20HL-BS-PW			
	1000	1983-82	KZ1000-R Replica	FAGYZ20HL	FAITX20L/ FAYTX20HL-PW	CYTX20HL-BS-PW			
	1000	2020-17	Ninja 1000, ABS			CITX9-BS			
	1000	2016-14	Ninja 1000, ABS			CIT12A-BS			
Powersports Vehículos Deportivos Sports Motorisés	1000	2013-11	Ninja 1000, ABS			CITX9-BS			
	1000	2020-15	Ninja H2, H2R	FAITZ10S					
	1000	2019-17	Ninja ZX-10RR	FAITZ10S					
	1000	2022-15	Versys 1000, LT			CITX9-BS			
	1000	2016-14	Z1000, ABS			CIT12A-BS			
	1000	2013-03	Z1000, ABS			CITX9-BS			
	1000	2006-86	ZG1000-A Concours	FAGYZ20HL	FAITX20L/ FAYTX20HL-PW	CYTX20HL-BS-PW			
	1000	1987	ZL1000-A			CITX14AHL-BS	IB14L-A2 ^F		
	1000	1987-86	ZX1000-A Ninja 1000R, GPZ1000RX			CITX14AHL-BS	IB14L-A2 ^F		
	1000	1989-88	ZX1000-B Ninja ZX10			CITX14AHL-BS	IB14L-A2 ^F		
Reference Referencia Référence	1000	2010-04	ZX1000-C Ninja ZX-10R w/o ABS			CYT12B-BS			
	1000	1990-86	ZX10R			CITX14AHL-BS	IB14L-A2 ^F		
	1000	2022-11	ZX10R, ABS	FAITZ10S					
	1000	2022-16	ZX10R, w/o ABS	FAITZ10S					
	1000	2015-11	ZX10R, w/o ABS	FAITZ7S					
	900	1977-76	KZ900, LTD				IB10L-A2		

CC	Year	Model	Factory-Activated AGM High-Performance	Factor Activated AGM	Bottle Supply AGM	Conventional High-Performance	Conventional
Motorcycle/Scooter Applications							
Kawasaki (continued)							
900	2003-84	Ninja GPZ900R ZX900A1-A16			CITX14AHL-BS	IB14L-A2 ^F	
900	2022-06	Vulcan 900 Classic, Custom			CITX12-BS		
900	1976-72	Z900 (Z1 Series)			CITX14AHL-BS	IB14L-A2 ^F	12N14-3A
900	2022-17	Z900 ABS, Z900 RS AFC, Café			CITX9-BS		
900	1986-85	ZL900-A Eliminator			CITX14AHL-BS	IB14L-A2 ^F	12N14-3A
900	2003-00	ZX900-E, F Ninja (ZX-9R)			CITX9-BS		
900	1997-94	ZX900-B Ninja (ZX-9R)			CITX12-BS		
900	1999-98	ZX900-C Ninja (ZX-9R)			CITX9-BS		
800	2003-95	VN800-A, B, C, E Vulcan, Classic, Drifter	FAGYZ16H	FAITX14H	CITX14-BS		
800	2006-04	VN800-A, B, E Vulcan, Classic, Drifter			CITX12-BS		
800	2022-19	W 800 Café			CITX12-BS		
800	2016-13	Z800, ABS			CITX9-BS		
750	1975-72	H2 Series					
750	1979-76	KZ750, LTD, CSR			CITX14AHL-BS	IB14L-A2 ^F	
750	1983-80	KZ750-E, H, L LTD				IB12A-A	
750	1983	KZ750-F LTD, Spectre			CITX14AHL-BS	IB14L-A2 ^F	
750	1993	KZ750-L Ninja			CITX9-BS		
750	1982	KZ750-R GP				IB12A-A	
750	2006-86	VN750-A Vulcan			CITX14AHL-BS	IB14L-A2 ^F	
750	1985-84	ZN750-A LTD			CITX14AHL-BS	IB14L-A2 ^F	
750	2003-00	ZR-7, S			CITX12-BS		
750	2006-05	ZR750 (Z750S)			CITX9-BS		
750	1994-91	ZR750-C Zephyr			CITX12-BS		
750	1997-91	ZX750 Ninja ZX-7RR			CITX9-BS		
750	1985-83	ZX750-E Turbo, GPz					
750	1990-87	ZX750-F Ninja			CITX14AHL-BS	IB14L-A2 ^F	
750	1990	ZX750-H Ninja ZX-7					
750	1989	ZX750-H Ninja ZX-7			CITX14AHL-BS	IB14L-A2 ^F	
750	1995-91	ZX750-J Ninja ZX-7			CITX12-BS		
750	2003-96	ZX750-P Ninja ZX-7R			CITX12-BS		
700	1984	KZ700-A				IB12A-A	
700	1985	VN700-A Vulcan			CITX14AHL-BS	IB14L-A2 ^F	12N14-3A
700	1985-84	ZN700-A LTD			CITX14AHL-BS	IB14L-A2 ^F	
650	2012-09	ER6n			CITX12-BS		
650	2018-87	KL650-A, E, KLR			CITX14AHL-BS	IB14L-A2 ^F	
650	1991-90	KL650-B Tengai			CITX14AHL-BS	IB14L-A2 ^F	
650	2020-08	KLE650 Versys			CITX12-BS		
650	2022	KLR 650 Adventure, Traveler			CITX9-BS		
650	1996-93	KLX650C, R			CITX9-BS		
650	1980-77	KZ650 SR, LTD, Custom				IB10L-A2	
650	1983-81	KZ650-H CSR				IB12A-A	
650	2022-17	Ninja 650, ABS	FAITZ10S				
650	2011-06	Ninja 650R			CITX12-BS		
650	2016-12	Ninja 650R, Ninja 650R ABS			CIT12A-BS		
650	2022-15	Vulcan S ABS, CAFÉ, SE	FAITZ10S				
650	1970-66	W Series				IB7L-B	
650	2002-00	W650	FAGYZ16H	FAITX14H	CITX14-BS		
650	2022-17	Z650 ABS	FAITZ10S				
636	2022-03	ZX636-B, C Ninja ZX-6R, ABS			CITX9-BS		
600	1984	KL600-A KLR					
600	1986-85	KL600-B KLR			CITX14AHL-BS	IB14L-A2 ^F	
600	1997-86	ZL600 (All)				IB12A-A	
600	1996-85	ZX600-A, B, C, D Ninja				IB12A-A	
600	2002-93	ZX600-E, F Ninja ZX-6, 6R			CITX12-BS		
600	2022-08	ZX600-FA Ninja ZX-6R			CITX9-BS		
600	2008-98	ZX600-G, J Ninja ZX-6R			CITX9-BS		
600	2008-03	ZX600-K, M, N Ninja ZX-6RR			CITX9-BS		
600	2009-05	ZZR600			CITX9-BS		
600	2004-02	ZZR600			CITX12-BS		
550	1983-80	KZ550, LTD, GP				IB12A-A	
550	1984	KZ550-F LTD				IB12A-A ^{Terminal}	
550	1983	KZ550-F Spectre				IB12A-A ^{Terminal}	
550	1983-82	KZ550-H GPZ				IB12A-A ^{Sensor}	
550	1992-90	ZR550-B Zephyr				IB12A-A	
550	1986-84	ZX550-A GPz				IB12A-A ^{Sensor}	
500	1996-90	EN500-A Vulcan				IB12A-A	
500	2010-96	EN500-C Vulcan LTD					
500	1993-87	EX500-A			CITX14AHL-BS	IB14L-A2	
500	2010-94	EX500-D Ninja 500			CITX14AHL-BS	IB14L-A2	
500	1975-73	H1 Series				IB9L-B	

Automotive & Light Truck
Automotrices y Camiones Livianos
Automobile et Camionnette

Heavy-Duty Truck
Camiones Para Servicio Pesado
Poids Lourd

Agriculture
Agrícola
Agriculture

Industrial
Industrial
Industrial

Lawn & Garden
Césped y Jardín
Jardin et Pelouse

Powersports
Vehículos Deportivos
Sports Motorises

Reference
Referencia
Référence

	CC	Year	Model	Factory-Activated AGM High-Performance	Factor Activated AGM	Bottle Supply AGM	Conventional High-Performance	Conventional	
Motorcycle/Scooter Applications									
Kawasaki (continued)									
Automotive & Light Truck Automotrices y Camiones Livianos Automobile et Camionnette	500	1976	KH500-A				IB9L-B		
	450	1990-85	EN450-A 454 LTD				IB12A-A		
	450	2019-08	KLX450R	FAITZ7S					
	440	1983-80	KZ440 (All) 400 KH400-A				IB12A-A		
	400	2003	KLX400R, KLX400SR			CIT7B-BS			
	400	1979-77	KZ400 Deluxe				IB12A-A		
	400	1979-74	KZ400-D, H				IB12A-A		
	400	2022-08	Ninja 400, ABS			CITX9-BS			
	400	2019	Z400 ABS			CITX9-BS			
	Heavy-Duty Truck Camiones Para Servicio Pesado Poids Lourds	350	1971-66	A7 Series					
350		1971-70	F5 Series					6N2-2A-WL	
350		1975-73	F9 Series					6N4B-2A-WL (Disc)	
350		1972	F9 Series					6N2-2A-WL	
350		1973-72	S2 Series						
305		1983	EX305-B GP						
305		1988-81	KZ305 CSR, LTD				IB10L-A2		
300		2017-13	EX300 Ninja, ABS			CITX9-BS			
300		2022-20	KLX300R	FAITZ7S					
300		2019-17	Versys-X 300 ABS			CITX9-BS			
Agriculture Agrícola Agriculture	250	1971-66	A1 Series						
	250	1993-88	EL250, HS						
	250	2007-95	EX250 Ninja		FAITX7L	CITX7L-BS			
	250	1994-86	EX250 Ninja						
	250	2012-09	EX250, Ninja 250R			CITX9-BS			
	250	2008	EX250, Ninja 250R			CITX7A-BS			
	250	1975-73	F11 Series					6N4B-2A-WL (Disc)	
	250	1979-77	KE250-B						
	250	1976	KH250-A						
	250	2010-00	KL250 Super Sherpa		FAITX7L	CITX7L-BS			
Industrial Industrial Industriel	250	2005-85	KL250-D KLR						
	250	2020-06	KLX250S, SF Camo		FAITX7L	CITX7L-BS			
	250	1983-80	KZ250 CSR, LTD				IB10L-A2		
	230	2022-20	KLX230 w/ABS						
	230	2022-20	KLX230R w/o ABS	FAITZ7S		CITX5L-BS			
	200	1979-78	KZ200-A						
	175	1975-71	F7 Series					6N4-2A-WL	
	175	1978-76	KE175-B						
	140	2022-08	KLX140, G, L			CITX7L-BS			
	125	2010-01	BN125 Eliminator						
Lawn & Garden Césped y Jardín Jardin et Pelouse	125	1973-71	F6 Series					6N4-2A-WL	
	125	1983-76	KE125-A						
	125	1975-74	KS125 Series						
	125	2019-17	Z125 PRO		FAITX4L	CITX4L-BS			
	120	1969-67	C2SS RoadRunner					6N4-2A-WL	
	120	1969-67	C2TR RoadRunner					6N4-2A-WL	
	110	2022-03	KLX110, L		FAITX4L	CITX4L-BS			
	100	1975	G3SS Series					6N4-2A-WL	
	100	1971	G3TR Series					6N4-2A-WL	
	100	1975-73	G4TR Series					6N4-2A-WL	
Powersports Vehículos Deportivos Sports Motorisés	100	1972-70	G4TR Series						
	100	1975-74	G5 Series					6N4-2A-WL	
	100	1973-72	G5 Series					6N4-2A-WL	
	100	1981-79	KE100-A						
	100	1978-76	KE100-A					6N4-2A-WL	
	100	2001-82	KE100-B						
	100	1977-76	KH100-B					6N4-2A-WL	
	100	1981-79	KM100-A						
	100	1978-76	KM100-A					6N4-2A-WL	
	100	1978-76	KV100-A					6N4-2A-WL	
Reference Referencia Référence	90	1974-73	G3SS Series					6N4-2A-WL	
	90	1972-69	G3SS Series					6N4-2A-WL	
	90	1970-69	G3TR Series					6N4-2A-WL	
	90	1975-73	MC1 Series					6N4-2A-WL	
	KTM								
	1290	2020-14	Super Adventure	FAITZ14S					
	1290	2019-17	Super Duke GT	FAITZ14S					
	1290	2022-21	Super Duke R	FAITZ14S					
	1290	2022-14	Super Duke, R EVO	FAGYZ16H	FAITX14H	CITX14-BS			
	1190	2016-13	Adventure	FAITZ14S					
1190	2016-09	RC8	FAITZ14S						

CC	Year	Model	Factory-Activated AGM High-Performance	Factor Activated AGM	Bottle Supply AGM	Conventional High-Performance	Conventional
Motorcycle/Scooter Applications							
KTM (continued)							
1090	2019-17	Adventure	FAITZ14S				
990	2013-03	Adventure	FAITZ14S				
990	2013-03	Super Duke	FAITZ14S				
990	2013-09	Supermoto, SM R	FAITZ14S				
950	2011-09	Super Enduro	FAITZ14S				
790	2019	Adventure				CIT12A-BS	
790	2019	Duke				CIT12A-BS	
690	2017-13	Duke		FAITX9		CITX9-BS	
690	2012-08	Duke	FAITZ10S				
690	2020-08	Enduro R	FAITZ10S				
690	2020-19	SMC-R	FAITZ10S				
690	2013-07	Supermoto, SM R	FAITZ10S				
641	2008-03	Duke II, LC4, Adventure	FAITZ10S				
640	2002-99	Adventurer, Duke, RXC LC4 Super Moto		FAITX9		CITX9-BS	
625	2009-03	SMC, SXC	FAITZ10S				
620	1998-96	Adventure, Duke, LC4		FAITX9		CITX9-BS	
530	2012-08	EXC, Racing	FAITZ7S			CITX5L-BS	
530	2012-09	XC-W	FAITZ7S			CITX5L-BS	
525	2007-03	EXC, Racing		FAITX4L		CITX4L-BS	
525	2003	MX Desert Racing	FAITZ7S			CITX5L-BS	
525	2000	MXC Racing	FAITZ7S			CITX5L-BS	
521	2002-00	E/XC, M/XC Racing 4-Stroke (Opt)	FAITZ7S			CITX5L-BS	
520	2002-00	E/XC, M/XC Racing 4-Stroke		FAITX4L		CITX4L-BS	
450	2012-09	450SMR	FAITZ7S			CITX5L-BS	
450	2013	450SMR		FAITX4L		CITX4L-BS	
450	2013-05	EXC, Racing	FAITZ7S			CITX5L-BS	
450	2005-03	EXC, Racing		FAITX4L		CITX4L-BS	
450	2016-11	SX-F		FAITX4L		CITX4L-BS	
450	2010-08	SX-F, XC-F, XC-W	FAITZ7S			CITX5L-BS	
400	2002-00	E/XC Racing 4-Stroke		FAITX4L		CITX4L-BS	
400	2002-00	E/XC Racing 4-Stroke (Opt)	FAITZ7S			CITX5L-BS	
400	2011-05	EXC, Racing	FAITZ7S			CITX5L-BS	
400	2005-03	EXC, Racing		FAITX4L		CITX4L-BS	
400	1998-96	LC4 E/XC		FAITX9		CITX9-BS	
400	2001-96	RXC LC4		FAITX9		CITX9-BS	
400	2010-09	XC-W	FAITZ7S			CITX5L-BS	
390	2016-15	Duke		FAITX9		CITX9-BS	
390	2018	RC 390		FAITX9		CITX9-BS	
350	2014	EXC-F		FAITX4L		CITX4L-BS	
350	2016-11	SX-F		FAITX4L		CITX4L-BS	
350	2012-11	XC-F	FAITZ7S			CITX5L-BS	
300	2013	Freeride	FAITZ7S			CITX5L-BS	
300	2014	XC, XC-W	FAITZ7S			CITX5L-BS	
300	2013-11	XC, XC-W, EXC-F		FAITX4L		CITX4L-BS	
250	2010-05	EXC, Racing	FAITZ7S			CITX5L-BS	
250	2005-03	EXC, Racing					
250	2012-11	EXC-F, XC-W, XCF-W	FAITZ7S			CITX5L-BS	
250	2010-05	EXF	FAITZ7S			CITX5L-BS	
250	2018-13	SX-F, EXC, EXC-F		FAITX4L		CITX4L-BS	
250	2012-11	XC, EXC, XC-W		FAITX4L		CITX4L-BS	
200	2016-13	200 XC-W		FAITX4L		CITX4L-BS	
200	2014	200 XC-W	FAITZ7S			CITX5L-BS	
200	2013	Duke		FAITX9		CITX9-BS	
125	2013	Duke		FAITX7L			
Kymco							
500	2016-09	Xciting 500i	FAGYZ16H	FAITX14H		CITX14-BS	
400	2009	Xciting 400i		FAITX12		CITX12-BS	
300	2013-11	Downtown 300				CIT12A-BS	
300	2016 on	People GT				CIT12A-BS	
250	2011-09	People 250		FAITX12		CITX12-BS	
250	2010-09	Venox 250		FAITX9		CITX9-BS	
250	2011-10	Xciting 250i		FAITX12		CITX12-BS	
200	2013-12	People GT				CIT12A-BS	
200	2011-06	People S 200				CITX7A-BS	
150	2013-09	People S 150				CITX7A-BS	
150	2016-09	Super 8 150				CITX7A-BS	
125	2016 on	Agility 125	FAITZ7S			CITX5L-BS	
125	2010-09	People S 125				CITX7A-BS	
50	2016-09	Agility 50				CITX7A-BS	
50	2013-09	People	FAITZ7S			CITX5L-BS	

Automotive & Light Truck
Automotrices y Camiones Livianos
Automobile et Camionnette

Heavy-Duty Truck
Camiones Para Servicio Pesado
Poids Lourd

Agriculture
Agrícola
Agriculture

Industrial
Industrial
Industrial

Lawn & Garden
Césped y Jardín
Jardin et Pelouse

Powersports
Vehículos Deportivos
Sports Motorises

Reference
Referencia
Référence

	CC	Year	Model	Factory-Activated AGM High-Performance	Factor Activated AGM	Bottle Supply AGM	Conventional High-Performance	Conventional		
Motorcycle/Scooter Applications										
Automotive & Light Truck Automotrices y Camiones Livianos Automobile et Camionnette	Kymco (continued)									
	50	2010-09	People S 50			CITX7A-BS				
	50	2016-09	Super 8			CITX7A-BS				
	50	2010-09	Super 9	FAITZ7S		CITX5L-BS				
Heavy-Duty Truck Camiones Para Servicio Pesado Poids Lourd	Moto Guzzi									
	1400	2018-16	AUDACE		FAITX20H	CITX20H-BS				
	1380	2018-13	California		FAITX20H	CITX20H-BS				
	1380	2019-16	Eldorado		FAITX20CH					
	1380	2016	MGX-21 Flying Fortress		FAITX20H	CITX20H-BS				
	1200	2013-09	1200 Sport		FAITX20CH					
	1200	2010-09	Breva 1200		FAITX20CH					
	1200	2017-09	GRISO V8		FAITX20CH					
	1200	2016-09	Norge		FAITX20CH					
	1200	2010-09	Sport, ABS		FAITX20CH					
	1200	2017-08	Stelvio		FAITX20CH					
	1100	2013-05	California, Special, Jackal, Breva, Griso		FAITX20CH					
	1100	2005-94	Stone, EV	FAGYZ32HL	FAYIX30L-PW	CYIX30L-BS-PW				
	1100	2000-99	V11 Bassa	FAGYZ32HL	FAYIX30L-PW	CYIX30L-BS-PW				
	1100	1999-98	V11 EV	FAGYZ32HL	FAYIX30L-PW	CYIX30L-BS-PW				
	1064	2012	California Classic, Vintage	FAGYZ20HL	FAITX20L/ FAYTX20HL-PW	CYTX20HL-BS-PW				
Agriculture Agrícola Agriculture	1000		1000NT	FAGYZ32HL	FAYIX30L-PW	CYIX30L-BS-PW				
	1000	1993-89	California III	FAGYZ32HL	FAYIX30L-PW	CYIX30L-BS-PW				
	1000		Convert	FAGYZ32HL	FAYIX30L-PW	CYIX30L-BS-PW				
	1000		Daytona	FAGYZ32HL	FAYIX30L-PW	CYIX30L-BS-PW				
	1000		Le Mans	FAGYZ32HL	FAYIX30L-PW	CYIX30L-BS-PW				
	1000		Mille	FAGYZ32HL	FAYIX30L-PW	CYIX30L-BS-PW				
	1000		Quota	FAGYZ32HL	FAYIX30L-PW	CYIX30L-BS-PW				
	936	2010	Bellagio	FAGYZ20HL	FAITX20L/ FAYTX20HL-PW	CYTX20HL-BS-PW				
		853	2017-16	V9 Bobber, Roamer	FAGYZ16H	FAITX14H	CITX14-BS			
		850		Le Mans	FAGYZ32HL	FAYIX30L-PW	CYIX30L-BS-PW			
Industrial Industrial Industriel		850	T3, T4, T5	FAGYZ32HL	FAYIX30L-PW	CYIX30L-BS-PW				
		750	2010-04	Breva 750		FAITX14AHL	CITX14AHL-BS			
		750		Nevada	FAGYZ20HL	FAITX20L/ FAYTX20HL-PW	CYTX20HL-BS-PW	IB18L-A (Disc)		
		750	To 2010	Nevada 750 Classic		FAITX14AHL	CITX14AHL-BS			
		750		NTX	FAGYZ20HL	FAITX20L/ FAYTX20HL-PW	CYTX20HL-BS-PW	IB18L-A (Disc)		
		750		Strada	FAGYZ20HL	FAITX20L/ FAYTX20HL-PW	CYTX20HL-BS-PW	IB18L-A (Disc)		
		750		V7	FAGYZ32HL	FAYIX30L-PW	CYIX30L-BS-PW			
		750	2012-08	V7 Classic		FAITX14AHL	CITX14AHL-BS			
		750	2018	V7 III Carbon Shine, Dark, Milano, Rough	FAGYZ16H	FAITX14H	CITX14-BS			
		750	2012-11	V7 Racer		FAITX14AHL	CITX14AHL-BS			
Lawn & Garden Césped y Jardín Jardin et Pelouse		750	2020-13	V7, Racer, Scrambler, Stone, Special	FAGYZ16H	FAITX14H	CITX14-BS			
		750		V75	FAGYZ20HL	FAITX20L/ FAYTX20HL-PW	CYTX20HL-BS-PW	IB18L-A (Disc)		
		650		NTX	FAGYZ20HL	FAITX20L/ FAYTX20HL-PW	CYTX20HL-BS-PW	IB18L-A (Disc)		
		650		V65	FAGYZ32HL	FAYIX30L-PW	CYIX30L-BS-PW			
		650		V65 Florida	FAGYZ20HL	FAITX20L/ FAYTX20HL-PW	CYTX20HL-BS-PW	IB18L-A (Disc)		
		500		Falcone				B38-6A (Disc)		
		500		Falcone u.t.	FAGYZ20HL	FAITX20L/ FAYTX20HL-PW	CYTX20HL-BS-PW	IB18L-A (Disc)		
		500		V50	FAGYZ32HL	FAYIX30L-PW	CYIX30L-BS-PW			
	Powersports Vehículos Deportivos Sports Motorisés	MV Augusta								
			1090	2016-09	Brutale 1090	FAITZ10S				
		1078	2016-09	Brutale 1078RR	FAITZ10S					
		1000	2016-05	F4	FAITZ10S					
		910	2009-06	Brutale	FAITZ10S					
		800	2016	Brutale	FAITZ10S					
		750	2008-00	F4, Brutale	FAITZ10S					
		675	2016	F3, Brutale	FAITZ10S					
Reference Referencia Référence	Norton									
		850		Commando, Commando (750)		FAITX14AHL	CITX14AHL-BS	IB14L-A2	12N14-3A	
		750		Ranger Commando					12N9-4B-1	
		350		Navigator					6N11A-1B (Disc)	
	Piaggio (Also see Vespa)									
		1993	APE CAR, MP, MPR, P602	FAGYZ32HL	FAYIX30L-PW	CYIX30L-BS-PW				
	500	2013-08	BV500	FAGYZ16H	FAITX14H	CITX14-BS				
	500	2016-08	MP3 500 /Sport ABS	FAGYZ16H	FAITX14H	CITX14-BS				

CC	Year	Model	Factory-Activated AGM High-Performance	Factor Activated AGM	Bottle Supply AGM	Conventional High-Performance	Conventional
Motorcycle/Scooter Applications							
Piaggio (Also see Vespa) (continued)							
460	2009	X9	FAGYZ16H	FAITX14H	CITX14-BS		
400	2013-08	MP3 400	FAGYZ16H	FAITX14H	CITX14-BS		
350	2016-13	BV350 ABS		FAITX12	CITX12-BS		
250	2011-08	BV250	FAGYZ16H	FAITX14H	CITX14-BS		
250	2013-08	MP3 250	FAGYZ16H	FAITX14H	CITX14-BS		
200		Cosa CLX 200 (c/avv.)				IB7-A	
200		P200E (c/avv.)					
200		PX200-ARC					
200		PX200E-ARC					
200		PX200GS					
150		Cosa CLX 150 (c/avv.)				IB7-A	
150	2016-09	FLY150		FAITX9	CITX9-BS		IB9-B
150		Hexagon 150					
150		PX150E					
150		PX150E-ARC					
150		Skipper 150					
150		Vespa 150 GL					
125		Cosa CLX 125 (c/avv.)				IB7-A	
125		Hexagon 125					
125		P125ETES, P125TS				IB7-A	
125		PK125FL, PK125SS, PK125XL				IB7-A	
125		PX125					
125		PX125+80E					
125		PX125+80E-AREC					
125		PX125-80E-ARC					
125		PX125T5					
125		Skipper 125					
125		Vespa 125 Sprint					
80		PK80S-C.A.				IB7-A	
80		Sfera 80					
50		Ape 50 FL					
50		Boxer, Bravo, Ciao					
50		Cosa 2				IB7-A	
50	2016-09	FLY 50		FAITX9	CITX9-BS		IB9-B
50		Free					
50		NRG 50					
50		PK50, PK50-C.A., PK50N, PK50XL				IB7-A	
50		Quartz, Sactto, Sfera 50					
50	2016-09	Typhoon		FAITX9	CITX9-BS		IB9-B
50		Vespa 50 E-Start					6N11A-1B (Disc) ²
50		Vespa PK 50 FL/FL2 (c/avv.)				IB7-A	
50		Zip - Zip (Fast Rider)					
Piaggio-Gilera							
500	2013-10	Nexus 500ie		FAITX20CH			
500	2013-10	Nexus 500ie		FAITX14AHL	CITX14AHL-BS		
300	2011-10	Nexus 300ie	FAGYZ16H	FAITX14H	CITX14-BS		
200	2012-10	Runner 200		FAITX12	CITX12-BS		
125	2012-10	Runner 125	FAGYZ16H	FAITX14H	CITX14-BS		
50	2013-10	SP50					IB4L-B(Disc)
Piaggio-Vespa							
946	2016-13	Vespa 946		FAITX12	CITX12-BS		
300	2016-10	GTS300, GTV300	FAGYZ16H	FAITX14H	CITX14-BS		
250	2010	GTS250, GTV250	FAGYZ16H	FAITX14H	CITX14-BS		
150	2007	LX150		FAITX9	CITX9-BS		IB9-B
150	2016-12	LX150 4T		FAITX12	CITX12-BS		
50	2016-10	LX50		FAITX9	CITX9-BS		IB9-B
Polaris							
2380	2021-16	Slingshot	FAGYZ32HL	FAYIX30L-PW	CYIX30L-BS-PW	IB30L-B	
Puch							
80		Cobra 80					B39-6 (Disc)
50		Cobra GTL, Daytona N50, Monza					B39-6 (Disc)
50		Monza GP, Monza GX, Monza X					B39-6 (Disc)
Royal Enfield							
650	2020-19	Int650, Continental GT 650	FAGYZ16H		CITX14-BS		
500	2003-00	All Electric Start Models		FAITX14AHL	CITX14AHL-BS		IB14L-A2
500	1999-95	All Kick-Start Models				IB7-A	
500	2020-09	Classic, Bullet		FAITX14AHL	CITX14AHL-BS		
411	2020-17	Himalayan		FAITX9			
350	2003-00	All Electric Start Models		FAITX14AHL	CITX14AHL-BS		IB14L-A2
350	1999-95	All Kick-Start Models				IB7-A	

Automotive & Light Truck
Automotrices y Camiones Livianos
Automobile et Camionnette

Heavy-Duty Truck
Camiones Para Servicio Pesado
Poids Lourd

Agriculture
Agrícola
Agriculture

Industrial
Industrial
Industrial

Lawn & Garden
Césped y Jardín
Jardin et Pelouse

Powersports
Vehículos Deportivos
Sports Motorisés

Reference
Referencia
Référence

	CC	Year	Model	Factory-Activated AGM High-Performance	Factor Activated AGM	Bottle Supply AGM	Conventional High-Performance	Conventional
Motorcycle/Scooter Applications								
Suzuki								
Automotive & Light Truck Automotrices y Camiones Livianos Automobile et Camionnette	1800	2012-08	VLR1800 (C109R)		FAITX20CH			
	1800	2019-06	VZR1800 (M109R)		FAITX20CH			
	1600	2005-04	Marauder, Boulevard M95		FAITX20CH	CITX16-BS		
	1500	2019-14	VL1500 Boulevard C90		FAITX20CH			
	1500	2011-98	VL1500 Intruder, Boulevard C90			CYTX16-BS-1		
	1500	2019-09	VZ1500 Boulevard M90		FAITX20CH			
	1400	1988-86	GV1400GC, D, T Cavalcade			CITX24HL-BS		SI50-N18L-AT (Disc)
	1400	2011-87	VS1400GL Intruder, GLP, S83			CYTX16-BS-1		
	1300	2011-08	GSX1300BK B-King		FAITX12	CITX12-BS		
	Heavy-Duty Truck Camiones Para Servicio Pesado Poids Lourds	1300	2007-99	GSX1300R Hayabusa			CIT12A-BS	
1300		2020-08	GSX1300R, Z Hayabusa		FAITX12	CITX12-BS		
1250		2016-07	GSX1250S, A Bandit, FA			CIT12A-BS		
1200		2005-97	GSF1200, S Bandit		FAITX12	CITX12-BS		
1200		1986-85	GV1200GL Madura			CITX14AHL-BS		IB14L-B2 (Disc)
1150		1986-83	GS1150E, S			CITX14AHL-BS		IB14L-B2 (Disc)
1100		1983-80	GS1100E, S			CITX14AHL-BS		
1100		1984-82	GS1100G, K, L, Katana			CITX14AHL-BS		
1100		1993-88	GSX1100F Katana			CITX14AHL-BS		
Agriculture Agrícola Agriculture		1100	1993-91	GSX1100G	FAGYZ16H	FAITX14H	CITX14-BS	
	1100	2001-81	GSX1100S Katana			CITX14AHL-BS		
	1100	1992-86	GSX-R1100			CITX14AHL-BS		
	1100	1998-93	GSX-R1100 W		FAITX12	CITX12-BS		
	1000	2016-02	DL1000 V-Strom, Adventure			CITX14AHL-BS		
	1000	2019-18	DL1000AL8, XAL, XAL8	FAITZ14S				
	1000	1982-78	GS1000		FAITX14AHL	CITX14AHL-BS		IB14L-A2
	1000	2017-05	GSX-R1000, A			CIT12A-BS		
	1000	2004-01	GSX-R1000, Z			CITX12-BS		
	Industrial Industriel Industriel	1000	2018-17	GSX-R1000R, Z, AL8			CIT12A-BS	
1000		2020-16	GSX-S1000, A, F, FA			CIT12A-BS		
1000		2007-03	SV1000, S	FAGYZ16H	FAITX14H	CITX14-BS		
1000		2003-98	TL1000R			CIT12A-BS		
1000		2001-97	TL1000S		FAITX12	CITX12-BS		
900		1997-94	RF900, R, S, ZS		FAITX9	CITX9-BS		
850		1983-79	GS850G, GL		FAITX14AHL	CITX14AHL-BS		IB14L-A2
800		2019-01	VL800 Intruder Volusia, Boulevard C50, T, M50		FAITX12	CITX12-BS		
800		2012-92	VS800 GL, S Intruder, Boulevard S50					IB16B-A1 ^{TA}
800		2008-97	VZ800 Marauder		FAITX12	CITX12-BS		
Lawn & Garden Césped y Jardín Jardin et Pelouse	750	1983-77	GS750, Katana		FAITX14AHL	CITX14AHL-BS		IB14L-A2
	750	1998	GSX750F Katana		FAITX9	CITX9-BS		
	750	1997-89	GSX750F Katana		FAITX14AHL	CITX14AHL-BS		IB14L-A2
	750	2019-00	GSX-R750			CIT12A-BS		
	750	1999-96	GSX-R750		FAITX9	CITX9-BS		
	750	1992-86	GSX-R750		FAITX14AHL	CITX14AHL-BS		IB14L-A2
	750	1995-94	GSX-R750W		FAITX9	CITX9-BS		
	750	1993	GSX-R750W		FAITX12	CITX12-BS		
	750	2019-15	GSX-S750			CIT12A-BS		
	750	1977-72	GT750 LeMans		FAITX14AHL	CITX14AHL-BS		IB14L-A2
Powersports Vehículos Deportivos Sports Motorisés	750	1991-88	VS750GLP Intruder					IB16B-A1
	700	1985	GS700E, GS700ES		FAITX14AHL	CITX14AHL-BS		IB14L-A2
	700	1985	GV700GL Madura		FAITX14AHL	CITX14AHL-BS		
	700	1987-85	VS700GL Intruder					IB16B-A1
	650	2017-03	AN650 Burgman	FAGYZ16H	FAITX14H	CITX14-BS		
	650	2022-04	DL650 V-Strom ABS, Adventure		FAITX12	CITX12-BS		
	650	1995-94	DR650S ER, ES		FAITX12	CITX12-BS		
	650	1993-92	DR650S N, P		FAITX4L	CITX4L-BS		
	650	2019-98	DR650SE		FAITX9	CITX9-BS		
	650	1997-96	DR650SE					
Reference Referencia Référence	650	1997-96	DR650SE (CN)		FAITX9	CITX9-BS		
	650	1983	GR650 Tempter, X		FAITX14AHL	CITX14AHL-BS		IB14L-A2
	650	1983-81	GS650 (All)		FAITX14AHL	CITX14AHL-BS		IB14L-A2
	650	1982-81	GS650E					
	650	2011-08	GSX650F		FAITX9	CITX9-BS		
	650	2019-86	LS650 Savage, S40		FAITX14AHL	CITX14AHL-BS		
	650	2015-09	SFV650 Gladius			CIT12A-BS		
	650	2019-17	SV650			CIT12A-BS		
	650	2002-99	SV650			CIT12A-BS		
	650	2013-03	SV650, S		FAITX12	CITX12-BS		
650	2010-03	SV650A, SA			CIT12A-BS			
650	1983	XN85 Turbo		FAITX14AHL	CITX14AHL-BS			

CC	Year	Model	Factory-Activated AGM High-Performance	Factor Activated AGM	Bottle Supply AGM	Conventional High-Performance	Conventional
Motorcycle/Scooter Applications							
Suzuki (continued)							
600	2003-96	GSF600S Bandit		FAITX9	CITX9-BS		
600	2006-98	GSX600F Katana		FAITX9	CITX9-BS		
600	1997-88	GSX600F Katana					
600	2019-97	GSX-R600		FAITX9	CITX9-BS		
600	1993-92	GSX-R600W		FAITX9	CITX9-BS		
600	1996-94	RF600R, S		FAITX9	CITX9-BS		
600	1985	SP600					
550	1986-83	GS550E, ES, L					
550	1982-77	GS550E, L, M, TX				IB10L-A2	
550	1977-72	GT550 Indy					
500	2011-01	GS500, F					
500	2000-89	GS500E					
500	1977-76	GT500 Titan				IB7-A	
500	1983-81	SP500					
500	1975-68	T500 Titan				IB7-A	
450	1988-83	GS450					
450	1982-80	GS450				IB10L-A2	
425	1979	GS425, GS425E, L				IB10L-A2	
400	2020-03	AN400 Burgman	4	FAITX9			
400	2022-00	DR-Z400, E, S, SM			CIT7B-BS		
400	1982-80	GN400T, X					
400	1978-77	GS400				IB10L-A2	
400	1978-77	GS400X				IB7-A	
400	1993-91	GSF400 Bandit		FAITX9	CITX9-BS		
400	1980	SP400					
380	1977-72	GT380 Sebring				IB7-A	
350	1996-90	DR350S		FAITX4L	CITX4L-BS		
350	1999-94	DR350SE		FAITX7L	CITX7L-BS		
350	1979	T350 Series					
300	1985-82	GS300L					
250	1992-90	DR250S		FAITX4L			
250	1995-93	DR250S EP, ER, ES		FAITX7L	CITX7L-BS		
250	2007-01	DR-Z250		FAITZ7S			
250	1988-82	GN250				IB10L-A2	
250	1981-80	GS250T				IB10L-A2	
250	2019-18	GSX250RL8		FAITX9	CITX9-BS		
250	2017-13	GW250		FAITX9	CITX9-BS		
250	2012-99	GZ250		FAITX7L	CITX7L-BS		
250	1985-82	SP250					6N4B-2A-WL (Disc)
250	1981-73	TS250 Savage					6N4B-2A-WL (Disc)
250	1972-69	TS250 Savage					6N2-2A-WL
250	2019-09	TU250X		FAITX7L	CITX7L-BS		
200	2019-15	DR200S		FAITX7L	CITX7L-BS		
200	2013-96	DR200SE		FAITX7L	CITX7L-BS		
200	2019-17	RV200 (VanVan200)		FAITX7L	CITX7L-BS		
200	2017-14	UH200A Burgman			CITX9-BS		
185	1977-73	GT185 Adventurer					12N10-3A-1 (Disc)
185	1977-74	TC185 Ranger					12N10-3A-1 (Disc)
185	1981-77	TS185 Sierra					6N4B-2A /6N4-2A (Disc)
185	1976-71	TS185 Sierra					6N4B-2A /6N4-2A (Disc)
125	1996-94	DR125, SE, SES		FAITX7L	CITX7L-BS		
125	1996-91	GN125, E				IB7-A	
125	1983-82	GN125, E				IB7-A	
125	1994	RV125 SE, R					
125	1977-73	RV125 Tracker					6N4-2A-WL
125	1988-86	SP125					6N4-2A-WL
125	1983-82	SP125					6N4B-2A-WL (Disc)
125	1977-73	TC125 Prospector					6N4B-2A-WL (Disc)
125	1981-71	TS125 Duster					6N4B-2A-WL (Disc)
120		B120P					6N4-2A-WL
120	1971	TC120, TC120-II, TC120R					6N4B-2A-WL (Disc)
105		B105P					6N4-2A-WL
100	1977-76	A100 Go-fer					6N4-2A-WL
100	1968	A100 Go-fer					6N4-2A-WL
100		B100P					6N4-2A-WL
100	1969	Scrambler AC100					6N4-2A-WL
100	1983	SP100					6N4B-2A-WL (Disc)
100	1969	Sport AS100					6N4-2A-WL
100	1977-73	TC100 Blazer					6N4-2A-WL
100	1981-78	TS100 Honcho					6N4B-2A-WL (Disc)
100	1977-73	TS100 Honcho					6N4-2A-WL
90	1977-73	RV90 Rover					6N4B-2A-WL (Disc)

Automotive & Light Truck
Automotrices y Camiones Livianos
Automobile et Camionnette

Heavy-Duty Truck
Camiones Para Servicio Pesado
Poids Lourd

Agriculture
Agrícola
Agriculture

Industrial
Industrial
Industrial

Lawn & Garden
Césped y Jardín
Jardin et Pelouse

Powersports
Vehículos Deportivos
Sports Motorises

Reference
Referencia
Référence

	CC	Year	Model	Factory-Activated AGM High-Performance	Factor Activated AGM	Bottle Supply AGM	Conventional High-Performance	Conventional
Motorcycle/Scooter Applications								
Automotive & Light Truck Automotrices y Camiones Livianos Automobile et Camionnette	Suzuki (continued)							
	90	1972	RV90 Rover					6N4-2A-WL
	75	1977-75	TS75 Colt					6N4-2A-WL
	70	2017-15	DR-Z70			CYT4B-BS		
	70	2009-08	DR-Z70			CYT4B-BS		
	50	1971	AC50, AS50					6N4-2A-WL
	50	2019	DR-Z50			CYT4B-BS		
	50	1971	F50, F50R					6N2-2A-WL
	50	1991-80	FA50 Shuttle					6N2-2A-WL
	50	1983-79	FS50, FZ50					6N2-2A-WL
Heavy-Duty Truck Camiones Para Servicio Pesado Poids Lourds	50	1980-79	OR50					6N4B-2A (Disc)
	50	1968	Sport 50 (Model M12)					6N4-2A-WL
	50	1974	TS50					6N4-2A-WL
	SYM							
	250	2012-10	RV250		FAITX12	CITX12-BS		
	200	2013-10	HD200		FAITX9	CITX9-BS		
Agriculture Agrícola Agriculture	125	2011-10	Fiddle 125			CITX7A-BS		
	125	2011-10	HD125		FAITX9	CITX9-BS		
	50	2012-10	Fiddle 50			CITX7A-BS		
	50	2012-10	JetEuro 50	FAITZ7S		CITX5L-BS		
	50	2013-10	MIO 50			CITX7A-BS		
	50	2010	RS50		FAITX4L	CITX4L-BS		
	50	2011-10	SYMply50			CITX7A-BS		
	Triumph							
	2300	2021-19	Rocket 3		FAITX20CH			
	2300	2016-03	Rocket 3	FAGYZ20HL	FAITX20L/ FAYTX20HL-PW	CYTX20HL-BS-PW		
1600	2016-10	Thunderbird	FAGYZ20HL	FAITX20L/ FAYTX20HL-PW	CYTX20HL-BS-PW			
1215	2021-12	Tiger Explorer	FAGYZ20HL	FAITX20L/ FAYTX20HL-PW	CYTX20HL-BS-PW			
1215	2017-12	Trophy	FAGYZ20HL	FAITX20L/ FAYTX20HL-PW	CYTX20HL-BS-PW			
Industrial Industriel Industriel	1200	1999-93	All Other Models		FAITX14AHL	CITX14AHL-BS		
	1200	2020-17	Bonneville		FAITX9	CITX9-BS		
	1200	2020-16	Thruvton R	FAGYZ16H	FAITX14H	CITX14-BS		
	1200	2021-20	Thruvton RS	FAITZ10S				
	1200	2020-19	Thruvton TFC	FAGYZ16H	FAITX14H	CITX14-BS		
	1200	2004-00	Trophy		FAITX14H	CITX14-BS		
	1050	2016-11	Speed Triple, R	FAGYZ16H	FAITX14H	CITX14-BS		
	1050	2010-05	Speed Triple, R		FAITX12	CITX12-BS		
	1050	2018-11	Sprint GT	FAGYZ16H	FAITX14H	CITX14-BS		
	1050	2010-05	Sprint ST		FAITX12	CITX12-BS		
Lawn & Garden Césped y Jardín Jardin et Pelouse	1050	2018-13	Tiger		FAITX14H	CITX14-BS		
	1050	2011-07	Tiger			CYT12B-BS		
	1000	1993-92	Daytona		FAITX14AHL	CITX14AHL-BS		
	955	1997-96	All Other Models		FAITX14AHL	CITX14AHL-BS		
	955	2004-99	Daytona 955i, Speed Triple, Sprint ST	FAGYZ16H	FAITX14H	CITX14-BS		
	955	2004-00	Sprint RS	FAGYZ16H	FAITX14H	CITX14-BS		
	955	2006-02	Tiger	FAGYZ16H	FAITX14H	CITX14-BS		
	900	2001-91	All Other Models		FAITX14AHL	CITX14AHL-BS		
	900	2007-06	Scrambler, Bonneville		FAITX12	CITX12-BS		
	900		T90					6N11A-1B (Disc)
Powersports Vehículos Deportivos Sports Motorisés	900	2008-03	Thruvton		FAITX12	CITX12-BS		
	900	2003-02	Thunderbird		FAITX14AHL	CITX14AHL-BS		
	900	2001-99	Tiger	FAGYZ16H	FAITX14H	CITX14-BS		
	865	2013-01	America			CYT12B-BS		
	865	2007-05	Bonneville, T100, SE			CYT12B-BS		
	865	2018-11	Bonneville, T100, SE, FI			CYT12B-BS		
	865	2010-08	Bonneville, T100, SE, FI			CYT12B-BS		
	865	2016-11	Scrambler			CYT12B-BS		
	865	2010-08	Scrambler			CYT12B-BS		
	865	2007-05	Scrambler			CYT12B-BS		
Reference Referencia Référence	865	2015-03	Speedmaster			CYT12B-BS		
	865	2013-09	Thruvton			CYT12B-BS		
	800	2005-01	Bonneville			CYT12B-BS		
	800	2005-03	Speedmaster			CYT12B-BS		
	800	2017-11	Tiger 800		FAITX20CH	CITX16-BS		
	750	1997-93	All Other Models		FAITX14AHL	CITX14AHL-BS		
	750		Bonneville, Tiger					
	750		T150 Trident					IB7L-B

CC	Year	Model	Factory-Activated AGM High-Performance	Factor Activated AGM	Bottle Supply AGM	Conventional High-Performance	Conventional
Motorcycle/Scooter Applications							
Triumph (continued)							
675	2020-11	Daytona 675, R		FAITX9	CITX9-BS		
675	2010-06	Daytona 675, R			CIT7B-BS		
675	2020-09	Street Triple, R		FAITX9	CITX9-BS		
650		T120 Bonneville				IB7L-B	
600		600 (12V)					B39-6 (Disc) ²
600		6T, T20B					6N11A-1B (Disc)
600	2005-02	Daytona 600/650, Speed Four		FAITX9	CITX9-BS		
600	2003-00	TT600		FAITX12	CITX12-BS		
500		500 (12V)					B39-6 (Disc) ²
500		5TA, TR5A/R					6N11A-1B (Disc)
350		350 (12V)					B39-6 (Disc) ²
350		350 (6V)					6N11A-1B (Disc)
350		350 3TA, Twenty One					B38-6A (Disc)
250		Tigress (12V)					6N11A-1B (Disc) ²
250		Tigress (6V)					6N11A-1B (Disc)
200		Tiger					6N11A-1B (Disc)
183		Tigress					6N11A-1B (Disc)
Ural							
		All	FAGYZ20HL	FAITX20L/ FAYTX20HL-PW	CYTX20HL-BS-PW		
Vespa							
946	2016-13	Vespa 946		FAITX12	CITX12-BS		
300	2016-10	GTS300, GTV300	FAGYZ16H	FAITX14H	CITX14-BS		
250	2010	GTS250, GTV250	FAGYZ16H	FAITX14H	CITX14-BS		
150	2007	LX150		FAITX9	CITX9-BS		IB9-B
50	2016-10	LX50		FAITX9	CITX9-BS		IB9-B
Victory							
1731	2017-08	All Models	FAGYZ20HL	FAITX20L/ FAYTX20HL-PW	CYTX20HL-BS-PW		
1634	2010-06	Vegas, Kingpin, Hammer (2008)	FAGYZ20HL	FAITX20L/ FAYTX20HL-PW	CYTX20HL-BS-PW		
1507	2004-98	V92C, DC Classic, Deluxe Cruiser	FAGYZ20HL	FAITX20L/ FAYTX20HL-PW	CYTX20HL-BS-PW		
1507	2001-00	V92SC Sport Cruiser	FAGYZ20HL	FAITX20L/ FAYTX20HL-PW	CYTX20HL-BS-PW		
1507	2006-02	V92TC Touring Cruiser	FAGYZ20HL	FAITX20L/ FAYTX20HL-PW	CYTX20HL-BS-PW		
1507	2005-03	Vegas, Kingpin, Hammer	FAGYZ20HL	FAITX20L/ FAYTX20HL-PW	CYTX20HL-BS-PW		
1200	2017-16	OCTANE	FAGYZ20HL	FAITX20L/ FAYTX20HL-PW	CYTX20HL-BS-PW		
Yamaha							
1854	2017-08	Raider, Raider S			CIT14B-BS		
1854	2014-06	Roadliner, Stratoliner			CIT14B-BS		
1854	2018	Star Eluder, (XV19BJ)	FAGYZ20HL	FAITX20L/ FAYTX20HL-PW	CYTX20HL-BS-PW		
1854	2021-18	Star Venture, (XV19FJ)	FAGYZ20HL	FAITX20L/ FAYTX20HL-PW	CYTX20HL-BS-PW		
1700	2020-09	VMAX		FAITZ14S			
1700	2014-08	XV17AT Road Star, Silverado			CIT14B-BS		
1700	2007-04	XV17AT Road Star, Silverado	FAGYZ20HL	FAITX20L/ FAYTX20HL-PW	CYTX20HL-BS-PW		
1700	2008-02	XV17P Road Star Warrior			CIT14B-BS		
1600	2003-99	XV1600 Road Star	FAGYZ20HL	FAITX20L/ FAYTX20HL-PW	CYTX20HL-BS-PW		
1300	2022-03	FJR1300, A, ES			CIT14B-BS		
1300	2017-13	V Star 1300 Tourer	FAGYZ20HL	FAITX20L/ FAYTX20HL-PW	CYTX20HL-BS-PW		
1300	2017-09	XVS13AY V Star 1300, Stryker	FAGYZ20HL	FAITX20L/ FAYTX20HL-PW	CYTX20HL-BS-PW		
1300	2012-96	XVZ13 Royal Star/Venture (All)	FAGYZ20HL	FAITX20L/ FAYTX20HL-PW	CYTX20HL-BS-PW		
1300	1993-86	XVZ13 Venture/Royale		FAITX24HL	CITX24HL-BS ⁶		
1200	1990-86	FJ1200		FAITX14AHL	CITX14AHL-BS	IB14L-A2 ^F	
1200	1993-91	FJ1200 (All)	FAGYZ16H	FAITX14H	CITX14-BS		
1200	2007-85	VMX12 V-Max				IB16AL-A2	
1200	2022-12	XT1200Z Super Tenere	FAITZ12S				
1200	1985-83	XVZ12 Venture/Royale		FAITX24HL	CITX24HL-BS ⁶		
1100	1985-84	FJ1100		FAITX14AHL	CITX14AHL-BS	IB14L-A2 ^F	
1100	1982	XJ1100 Maxim		FAITX24HL	CITX24HL-BS ⁶		

Automotive & Light Truck
Automotrices y Camiones Livianos
Automobile et Camionnette

Heavy-Duty Truck
Camiones Para Servicio Pesado
Poids Lourd

Agriculture
Agrícola
Agriculture

Industrial
Industrial
Industrial

Lawn & Garden
Césped y Jardín
Jardin et Pelouse

Powersports
Vehículos Deportivos
Sports Motorises

Reference
Referencia
Référence

	CC	Year	Model	Factory-Activated AGM High-Performance	Factor Activated AGM	Bottle Supply AGM	Conventional High-Performance	Conventional
Motorcycle/Scooter Applications								
Yamaha (continued)								
Automotive & Light Truck Automotrices y Camiones Livianos Automobile et Camionnette	1100	1981-78	XS1100 (All)		FAITX24HL	CITX24HL-BS ⁶	150-N18L-A	
	1100	1999-86	XV1100 Virago (All)		FAITX24HL	CITX24HL-BS ⁶	150-N18L-A	
	1100	2010-99	XVS1100 V-Star (All)			CIT14B-BS		
	1000	2017	FZ-10		FAITZ10S			
	1000	1995-91	FZR1000		FAGYZ16H	FAITX14H	CITX14-BS	
	1000	1990-87	FZR1000			FAITX14AHL	CITX14AHL-BS	IB14L-A2 ^F
	1000	2015-06	FZS1000 FZ1		FAITZ14S			
	1000	2005-01	FZS1000 FZ1				CIT14B-BS	
	1000	1994-93	GTS1000		FAGYZ16H	FAITX14H	CITX14-BS	
	1000	2022-18	MT-10		FAITZ10S			
Heavy-Duty Truck Camiones Para Servicio Pesado Poids Lourds	1000	1985-84	XV1000 Virago		FAITX24HL	CITX24HL-BS ⁶	150-N18L-A	
	1000	1998-97	YZF1000R		FAGYZ16H	FAITX14H	CITX14-BS	
	1000	2003-99	YZF-R1				CYT12B-BS	
	1000	2014-04	YZF-R1, M		FAITZ10S			
	1000	2022-15	YZF-R1, M, S		FAITZ7S			
	950	2022-14	Bolt, Bolt R-SPEC		FAITZ14S			
	950	2017	SCR950		FAITZ14S			
	950	2016-09	XVS95CC Copycat		FAITZ14S			
	950	2017-09	XVS95CT, Y V Star 950, Tourer		FAITZ14S			
	920	1982	XV920 Virago			FAITX24HL	CITX24HL-BS ⁶	
Agriculture Agrícola Agriculture	920	1983	XV920M Midnight Virago		FAITX24HL	CITX24HL-BS ⁶	150-N18L-A	
	920	1983-81	XV920R Virago		FAITX24HL	CITX24HL-BS ⁶	150-N18L-A	
	900	2022-18	MT09		FAITZ10S			
	900	2020-19	MXT9 Niken		FAITZ10S			
	900	2021-19	Tracer		FAITZ10S			
	900	1983	XJ900R Seca			FAITX14AHL	CITX14AHL-BS	IB14L-A2 ^F
	900	2021-16	XSR900		FAITZ10S			
	850	2017-15	FJ-09		FAITZ10S			
	850	2017-14	FZ-09		FAITZ10S			
	850	1993-92	TDM850			FAITX12	CITX12-BS	
Industrial Industriel Industriel	850	1999-95	TRX850			FAITX12	CITX12-BS	
	850	1981-80	XS850 (All)			FAITX14AHL	CITX14AHL-BS	IB14L-A2 ^F
	850	2017-16	XSR900		FAITZ10S			
	800	2013-11	FZ8		FAITZ10S			
	750	1988-85	FZ750, FZR750			FAITX14AHL	CITX14AHL-BS	IB14L-A2 ^F
	750	1974-73	TX750		FAGYZ20HL	FAITX20L/ FAYTX20HL-PW		
	750	1983-82	XJ750 Maxim				IB14L-A2 ^F	
	750	1983	XJ750M Midnight Maxim		FAITX14AHL	CITX14AHL-BS	IB14L-A2 ^F	
	750	1983-81	XJ750R Seca				IB14L-A2 ^F	
	750	1979-77	XS750 (All)		FAITX14AHL	CITX14AHL-BS	IB14L-A2 ^F	12N14-3A
Lawn & Garden Césped y Jardín Jardin et Pelouse	750	1996-81	XV750 Virago (All)				IB16AL-A2	
	750	1998-94	YZF750R		FAITX12	CITX12-BS		
	750	1999	YZF-R7			CIT9B-BS		
	700	2017-15	FZ-07		FAITZ10S			
	700	1987-86	FZ700, Fazer			FAITX14AHL	CITX14AHL-BS	IB14L-A2 ^F
	700	2022-18	MT07		FAITZ10S			
	700	2021	Tenere XTZ7M		FAITZ10S			
	700	1986-85	XJ700 Maxim, XJ700X			FAITX14AHL	CITX14AHL-BS	IB14L-A2 ^F
	700	2022-18	XSR700		FAITZ10S			
	700	1987-84	XV700 Virago				IB16AL-A2	
Powersports Vehículos Deportivos Sports Motorisés	700	2022-21	YZF-R7		FAITZ7S			
	650	1974	TX650		FAITX14AHL	CITX14AHL-BS	IB14L-A2 ^F	12N14-3A
	650	1973	TX650				IB12A-A	12N12A-4A-1
	650	1983-80	XJ650 (All)				IB12A-A	12N12A-4A-1
	650	1972	XS2				IB12A-A	12N12A-4A-1
	650	1983-75	XS650		FAITX14AHL	CITX14AHL-BS	IB14L-A2 ^F	12N14-3A
	650	2016-98	XVS650 V-Star (All)			CYT12B-BS		
	600	1985-84	FJ600				IB12A-A	12N12A-4A-1
	600	2017-05	FZ6, R			CYT12B-BS		
	600	1988-86	FZ600				IB12A-A	12N12A-4A-1
Reference Referencia Référence	600	1999-89	FZR600, R				IB12AL-A	
	600	1986	SRX600					
	600	1998-92	XJ600S Seca II			CIT9B-BS		
	600	1989-84	XT600					
	600	1995-90	XT600E			CIT9B-BS		
	600	1990-86	YX600 Radian				IB12A-A	12N12A-4A-1
	600	2007-95	YZF600R		FAITX12	CITX12-BS		
	600	2000-99	YZF-R6			CYT12B-BS		
	600	2022-17	YZF-R6 (Ex R6S)		FAITZ7S			

CC	Year	Model	Factory-Activated AGM High-Performance	Factor Activated AGM	Bottle Supply AGM	Conventional High-Performance	Conventional
Motorcycle/Scooter Applications							
Yamaha (continued)							
600	2016-06	YZF-R6 (Ex R6S)	FAITZ10S				
600	2009-01	YZF-R6, R6S			CIT9B-BS		
550	1983-81	XJ550 Maxim, R Seca				IB12A-A	12N12A-4A-1
550	1983-82	XT550					
550	1983-82	XZ550R Vision		FAITX14AHL	CITX14AHL-BS	IB14L-A2 ^F	
535	1999-87	XV535 Virago				IB12AL-A	
530	2016-13	T-MAX XP500F	FAITZ12S				
500	1999-78	SR500				IB7L-B	
500	2013-09	T-MAX XP500	FAITZ10S				
500	1974-73	TX500		FAITX14AHL	CITX14AHL-BS	IB14L-A2 ^F	12N14-3A
500	1978-75	XS500		FAITX14AHL	CITX14AHL-BS	IB14L-A2 ^F	12N14-3A
500	1981-76	XT500					6N6-3B-1(Disc)
500	1983	XV500 Virago				IB12A-A	12N12A-4A-1
450	2022-03	WR450F	FAITZ7S				
450	2018-16	YZ450FX	FAITZ7S				
400	1978-77	DT400 Enduro					6N6-3B-1(Disc)
400	1976-75	DT400 Enduro					6N4B-2A-WL (Disc)
400	1990-88	FZR400 (All)				IB12AL-A	
400	1979-76	RD400					12N5.5A-3B (Disc)
400	2017-15	SR400					
400	2000-78	SR400				IB7L-B	
400	1983-80	XS400 (All)				IB12A-A	12N12A-4A-1
400	2014-04	YP400 Majesty			CIT9B-BS		
360	1974	DT360 Enduro					6N4B-2A-WL (Disc)
360	1971-70	RT1, RT1B 360 Enduro					
360	1973-72	RT2, RT3 360 Enduro					6N4-2A-WL
360	1978-76	XS360				IB12A-A	12N12A-4A-1
360	1977	XS360-2				IB7L-B	
350	1972-70	R5, R5B, R5C					12N5.5A-3B (Disc)
350	1975-73	RD350					12N5.5A-3B (Disc)
350	1985-84	RZ350					
350	2000-85	XT350				IB9L-B	
321	2022-15	YZF-R3					
300	2022-20	MT-03					
300	2022-18	Xmax					
250	1972	DS7					12N5.5A-3B (Disc)
250	1972	DT2 250 Enduro					6N4-2A-WL
250	1979-77	DT250 Enduro					6N6-3B-1(Disc)
250	1976-74	DT250 Enduro					6N4B-2A-WL (Disc)
250	1973	DT3 250 Enduro					6N4-2A-WL
250	2013	Maxam	FAITZ10S				
250	2008-06	Morphous	FAITZ10S				
250	1975-73	RD250					12N5.5A-3B (Disc)
250	1982-80	SR250 Exciter				IB12A-A	12N12A-4A-1
250	1987	SRX250				IB12A-A	12N12A-4A-1
250	2006-99	TTR250			CIT7B-BS		
250	2007-03	WR250F	FAITZ7S		CITX5L-BS		
250	2022-08	WR250F, X, R, RL	FAITZ7S				
250	2021-08	XT250	FAITZ7S				
250	1984	XT250				IB9L-B	
250	1983-80	XT250					6N6-3B-1(Disc)
250	2021-88	XV250, Route 66, Virago, V Star				IB10L-A2	
250	2018-15	YZ250FX	FAITZ7S				
250	2021-19	YZ250FX, F					
230	2022-05	TTR230	FAITZ7S				
225	2005-99	TTR225					
225	2007-01	XT225	FAITZ7S				
225	2000-92	XT225 Serow					
200	1988-86	BW200E Big Wheel (Electric Start)				IB7C-A	
200	2022-87	TW200				IB7C-A	
200	1991-87	XC200 Riva					
200	1983-82	XT200					6N4A-4D (Disc)
185	1982-81	SR185 Exciter				IB7L-B	
180	1985-83	XC180 Riva					
175	1973-72	CT2, CT3 175 Enduro					6N4A-4D (Disc)
175	1981-78	DT175 Enduro					6N6-3B-1(Disc)
175	1976-74	DT175 Enduro					6N4B-2A-WL (Disc)
155	2020-15	Smox			CIT7B-BS		
125	1971-69	AT1E, AT1B, AT1C 125 Enduro				IB7L-B	
125	1973-72	AT2, AT3 125 Enduro				IB7L-B	

Automotive & Light Truck
Automotrices y Camiones Livianos
Automobile et Camionnette

Heavy-Duty Truck
Camiones Para Servicio Pesado
Poids Lourd

Agriculture
Agrícola
Agriculture

Industrial
Industrial
Industrial

Lawn & Garden
Césped y Jardín
Jardin et Pelouse

Powersports
Vehículos Deportivos
Sports Motorises

Reference
Referencia
Référence

	CC	Year	Model	Factory-Activated AGM High-Performance	Factor Activated AGM	Bottle Supply AGM	Conventional High-Performance	Conventional
Motorcycle/Scooter Applications								
Yamaha (continued)								
Automotive & Light Truck Automotrices y Camiones Livianos Automobile et Camionnette	125	1981-74	DT125 Enduro				IB7L-B	
	125	1976-75	RD125					12N5.5A-3B (Disc)
	125	2022-03	TTR125E/LE Electric Start		FAITX4L	CITX4L-BS		
	125	2009-04	XJ125 Vino 125			CITX7A-BS		
	125	1983-82	XT125					6N4A-4D (Disc)
	125	2022-09	Zuma 125			CIT7B-BS		
	110	2022-08	TTR110E Electric Start			CYT4B-BS		
	100	1983-77	DT100 Enduro					6N4-2A-WL
	100	1976-74	DT100 Enduro					6N4B-2A-WL (Disc)
	100	1970-69	L5T, L5TA				IB7L-B	
Heavy-Duty Truck Camiones Para Servicio Pesado Poids Lourds	100	1972	LS2					12N5.5A-3B (Disc)
	100	1973-72	LT2, LT3 100 Enduro					6N4A-4D (Disc)
	100	1976-75	RS100					6N4A-4D (Disc)
	100	1968	YL2C/CM				IB7L-B	
	90	2007-03	TTR90E Electric Start					
	80	1987-83	CV80 Riva					
	80	1983-81	DT80 Mini Enduro					6N4-2A-WL
	80	1971-70	G6S, G6SB					6N4A-4D (Disc)
	80	1972	G7S					6N4A-4D (Disc)
	80	1973	GT1 Mini Enduro					6N4-2A-WL
Agriculture Agrícola Agriculture	80	1980-74	GT80 Mini Enduro					6N4-2A-WL
	80	1978-76	LB80 Chappy					6N4-2A-WL
	80	1966-62	YG1					6N4A-4D (Disc)
	80	1969-68	YG5T, YG5S				IB7L-B	
	60	1975-73	RD60					6N4A-4D (Disc)
	50	1987-86	CE50 Riva Jog		FAITX4L	CITX4L-BS		
	50	1991-88	CG50 Riva		FAITX4L	CITX4L-BS		
	50	1990-89	CW50 Zuma		FAITX4L	CITX4L-BS		
	50	2001-97	CW50 Zuma II		FAITX4L	CITX4L-BS		
	50	2001-92	CY50 Riva Jog			CITX4L-BS		
Industrial Industriel Industriel	50	2001-92	CY50 Riva Jog		FAITX4L	CITX4L-BS		
	50	1990-88	DT50 Enduro					6N4B-2A-WL (Disc)
	50	2013-11	JOG, ZR		FAITZ7S	CITX5L-BS		
	50	1982-78	LB50P Chappy					6N4-2A-WL
	50	1981-80	LC50 Champ					6N4-2A-WL
	50	1982	MJ50 Towny					6N4-2A-WL
	50	1987-79	QT50 Yamahopper					6N4-2A-WL
	50	1984-83	RX50 Special					6N4-2A-WL
	50	2001-87	SH50 Riva Rass		FAITX4L	CITX4L-BS		
	50	2022-06	TTR50E				CYT4B-BS	
Lawn & Garden Césped y Jardín Jardin et Pelouse	50	2013-10	VOX		FAITZ7S	CITX5L-BS		
	50	2018-06	XC50 Vino Classic		FAITZ7S	CITX5L-BS		
	50	2013-07	XF50W (C3)		FAITZ7S	CITX5L-BS		
	50	1992-87	YSR50					6N4-2A-WL
	50	2019-02	YW50A, F, FX Zuma		FAITZ7S	CITX5L-BS		
Powersports Vehículos Deportivos Sports Motorisés								
Reference Referencia Référence								

CC	Year	Model	Factory-Activated AGM High-Performance	Factor Activated AGM	Bottle Supply AGM	Conventional High-Performance	Conventional
Utility Vehicle Applications							
Arctic Cat							
1000	2020-19	Cushman Hauler 4X4	FAGY232HL	FAYIX30L-PW	CYIX30L-BS-PW		
1000	2020-09	Prowler 1000	FAGY232HL	FAYIX30L-PW	CYIX30L-BS-PW	IB30L-B	
1000	2020-12	Wildcat 1000, X, 4, LTD, XX	FAGY232HL	FAYIX30L-PW	CYIX30L-BS-PW		
812	2022-19	Prowler Pro XT Crew	FAGY232HL	FAYIX30L-PW	CYIX30L-BS-PW		
700	2017-10	Prowler 700	FAGY232HL	FAYIX30L-PW	CYIX30L-BS-PW	IB30L-B	
700	2009	Prowler 700		FAITX24HL	CITX24HL-BS		
700	2017-11	Prowler 700 HDX, HDX XT	FAGY232HL	FAYIX30L-PW	CYIX30L-BS-PW	IB30L-B	
700	2019-15	Wildcat Sport, Trail	FAGY232HL	FAYIX30L-PW	CYIX30L-BS-PW		
650	2009-06	Prowler 650		FAITX24HL	CITX24HL-BS	150-N18L-A	
550	2015-10	Prowler 550	FAGY232HL	FAYIX30L-PW		IB30L-B	
550	2009	Prowler 550		FAITX24HL	CITX24HL-BS		
500	2022-17	Prowler 500	FAGY220HL	FAYTX20HL-PW/ FAITX20L	CYTX20HL-BS-PW		
500	2017-14	Prowler HDX500, HDX XT	FAGY232HL	FAYIX30L-PW		IB30L-B	
BRP (Can Am)							
1000	2022-11	Commander	FAGY220HL ⁴	FAYTX20HL-PW/ FAITX20L ⁴			
1000	2022-16	Defender XT, MAX, XMR, CAB	FAGY232HL	FAYIX30L-PW	CYIX30L-BS-PW		
1000	2022-16	Defender, DPS	FAGY220HL ⁴	FAYTX20HL-PW/ FAITX20L ⁴			
1000	2022-13	Maverick	FAGY220HL ⁴	FAYTX20HL-PW/ FAITX20L ⁴			
1000	2022-17	Traxter	FAGY232HL	FAYIX30L-PW	CYIX30L-BS-PW		
800	2021-11	Commander	FAGY220HL ⁴	FAYTX20HL-PW/ FAITX20L ⁴			
800	2021-16	Defender	FAGY220HL ⁴	FAYTX20HL-PW/ FAITX20L ⁴			
800	2021-16	Defender XT	FAGY232HL	FAYIX30L-PW		IB30L-B	
Dazon							
250		Raider Classic		FAITX9	CITX9-BS		
250		Raider Max		FAITX9	CITX9-BS		
150		Raider Adventure					
150		Raider Classic		FAITX9	CITX9-BS		
150		Raider Max		FAITX9	CITX9-BS		
125		Scorpion		FAITX9	CITX9-BS		
125		Sicilian			CITX7A-BS		
50		Diamondback		FAITX4L	CITX4L-BS		
50		Stinger			CITX7A-BS	IB7-A	
Honda							
1000	2021-16	Pioneer 1000	FAGY216H	FAITX14H	CITX14-BS		
1000	2022-19	Talon		FAITX20H			
700	2013-08	MUV700 Big Red	FAGY216H	FAITX14H	CITX14-BS		
700	2020-14	Pioneer 700	FAGY216H	FAITX14H	CITX14-BS		
520	2022-21	Pioneer 520	FAGY216H	FAITX14H	CITX14-BS		
500	2018-15	Pioneer 500	FAGY216H	FAITX14H	CITX14-BS		
500	2020-19		FAGY216H	FAITX14H			
Kawasaki							
1000	2022-16	KAF 1000 Mule Pro DX, DXT					MT-26R
1000	2022-21	KAF 1000 Teryx KRX					MT-26R
990	2018-16	Mule Pro DXT, DX					MT-26R
950	2010-00	KAF950, Mule 2510, 3010 Diesel					MT-26R
950	2013-11	Mule 4010 Diesel					MT-26R
820	2022-15	Mule Pro FXT, FX					MT-26R
800	2022-14	Teryx All Models (Can)	FAGY220HL	FAYTX20HL-PW/ FAITX20L	CYTX20HL-BS-PW		
800	2022-14	Teryx All Models (US)					SP-40
750	2020-08	Teryx All Models (Can)					
750	2020-08	Teryx All Models (US)					SP-40
620		KAF620, Mule 2500, 2510, 2520	FAGY220HL	FAYTX20HL-PW/ FAITX20L	CITX16CL-B-BS/ CYTX20HL-BS-PW		
620		KAF620, Mule 3000, 3010, 3020	FAGY220HL	FAYTX20HL-PW/ FAITX20L	CYTX20HL-BS-PW		
620	2007-03	KAF620, Mule 3010 4x4, Advantage Classic	FAGY220HL	FAYTX20HL-PW/ FAITX20L	CYTX20HL-BS-PW		
620	2020-09	KAF620F, Mule 4010 4x4 (Can)	FAGY220HL	FAYTX20HL-PW/ FAITX20L	CYTX20HL-BS-PW		
620	2017-09	KAF620F, Mule 4010 4x4 (US)					SP-40
620	2020-09	Mule 4000					SP-40
620	2017-09	Mule 4010 Trans4x4, Diesel, Mule 4000					SP-40

Automotive & Light Truck
Automotrices y Camiones Livianos
Automobile et Camionnette

Heavy-Duty Truck
Camiones Para Servicio Pesado
Poids Lourd

Agriculture
Agricultura
Agricoltura

Industrial
Industrial
Industrial

Lawn & Garden
Césped y Jardín
Jardin et Pelouse

Powersports
Vehículos Deportivos
Sports Motorisés

Reference
Referencia
Référence

	CC	Year	Model	Factory-Activated AGM High-Performance	Factor Activated AGM	Bottle Supply AGM	Conventional High-Performance	Conventional
Utility Vehicle Applications								
Automotive & Light Truck Automotrices y Camiones Livianos Automobile et Camionnette	Kawasaki (continued)							
	540		KAF540, Mule 2010, 2020, 2030	FAGYZ20HL	FAYTX20HL-PW/ FAITX20L	CITX16CL-B-BS/ CYTX20HL-BS-PW		
	450		KAF450, Mule 1000	FAGYZ20HL	FAYTX20HL-PW/ FAITX20L	CITX16CL-B-BS/ CYTX20HL-BS-PW		
	400	2016-05	Mule 600, 610, 610XC		FAITX14AH	CITX14AH-BS		
	400	2022-17	Mule SX		FAITX14AH	CITX14AH-BS		
	300		KAF300, Mule 500, 520, 550 Mule Pro MX		FAITX14AH	CITX14AH-BS		
Heavy-Duty Truck Camiones Para Servicio Pesado Poids Lourds	Kymco							
	700	2017-10	UXV700	FAGYZ20HL	FAYTX20HL-PW/ FAITX20L	CYTX20HL-BS-PW		
	500	2017-10	UXV500	FAGYZ20HL	FAYTX20HL-PW/ FAITX20L	CYTX20HL-BS-PW		
Agriculture Agrícola Agriculture	450	2017-10	UXV450	FAGYZ20HL	FAYTX20HL-PW/ FAITX20L	CYTX20HL-BS-PW		
	Polaris							
	2000	2022	RZR Pro R	FAGYZ32HL	FAYIX30L-PW	CYIX30L-BS-PW		
	1000	2021-20	Ranger BC	FAGYZ32HL	FAYIX30L-PW	CYIX30L-BS-PW		
	1000	2022-15	Ranger Diesel, XP				MT-26 ^{5, 10}	
	1000	2022-18	Ranger RZR, RS1, Turbo Pro	FAGYZ32HL	FAYIX30L-PW	CYIX30L-BS-PW		
	1000	2022-16	Ranger/General				MT-26 ^{5, 10}	
	1000	2022-14	RZR XP 1000, TURBO 4, S, XP4, Tractor				MT-26 ^{5, 10}	
	900	2022-14	Ranger Crew				MT-26 ^{5, 10}	
	900	2014-11	Ranger Diesel				MT-26 ^{5, 10}	
	900	2022-13	Ranger XP				MT-26 ^{5, 10}	
	900	2014-11	RZR	FAGYZ32HL	FAYIX30L-PW	IB30L-B		
	900	2022-15	RZR, RZR Trail				MT-26 ^{5, 10}	
	800	2014-10	Ranger	FAGYZ32HL	FAYIX30L-PW	IB30L-B		
	Industrial Industrial Industriel	800	2017-14	Ranger, 6x6				MT-26 ^{5, 10}
800		2014-08	RZR	FAGYZ20HL	FAYTX20HL-PW/ FAITX20L	CYTX20HL-BS-PW		
800		2014-10	RZR 4, RZR S 800	FAGYZ32HL	FAYIX30L-PW	IB30L-B		
700		2010-06	Ranger 6x6, 4x4	FAGYZ32HL	FAYIX30L-PW	IB30L-B		
570		2018-14	Ranger 4x4		FAITX14AH	CITX14AH-BS		
570		2022-19	Ranger 570 Full Size		FAITX14AH	CITX14AH-BS		
570		2018-16	Ranger Crew 570-4		FAITX14AH	CITX14AH-BS		
570		2020-16	Ranger Crew 570-6		FAITX14AH	CITX14AH-BS		
570		2022	Ranger NSTR				MT-26 ^{5, 10}	
570		2020-12	RZR 570		FAITX14AH	CITX14AH-BS		
570		2020-13	RZR 570 EPS	FAGYZ32HL	FAYIX30L-PW	IB30L-B		
500		2022-19	Ranger		FAITX14AH	CITX14AH-BS		
500		2013-11	Ranger 4x4		FAITX14AH	CITX14AH-BS		
500		2010-98	Ranger 6x6, 4x4	FAGYZ32HL	FAYIX30L-PW	IB30L-B		
425		2003-02	Ranger 2x4	FAGYZ32HL	FAYIX30L-PW	IB30L-B		
Lawn & Garden Césped y Jardín Jardin et Pelouse	400	2014-11	Ranger 400		FAITX14AH	CITX14AH-BS		
	200	2022	RZR			CITX12-BS		
	170	2020-16	RZR			CITX12-BS		
	150	2022	RZR			CITX9-BS		
		2020-18	Ranger Crew EBV, EBX, EBH	FAGYZ32HL	FAYIX30L-PW	CYIX30L-BS-PW		
	Suzuki							
	620	2005	QUV620F	FAGYZ20HL	FAYTX20HL-PW/ FAITX20L	CYTX20HL-BS-PW		
	Yamaha							
	1000	2021	Wolverine YXE10, YXF10				SP-40	
	1000	2022-16	YXZ1000R				SP-40	
700	2022-14	Viking				SP-40		
700	2022-16	Wolverine Rhino				SP-40		
Reference Referencia Référence								

CC	Year	Model	Factory-Activated AGM High-Performance	Factor Activated AGM	Bottle Supply AGM	Conventional High-Performance	Conventional
All-Terrain Vehicle (ATV) Applications							
Aeon (Benzai)							
100		Cobra/CX-Sport 100		FAITX4L	CITX4L-BS		
90		Cobra/CX-Sport 90		FAITX4L	CITX4L-BS		
50		Cobra/CX-Sport 50		FAITX4L	CITX4L-BS		
Arctic Cat							
1000	2010-08	Thundercat	FAGYZ20H	FAITX20H			
1000	2017-10	Mudpro 1000H2, TRV, 1000i GT, XT	FAGYZ20H	FAITX20H	CITX20H-BS		
700	2008-06	FIS	FAGYZ20H	FAITX20H	CITX20H-BS		
700	2015-07	Diesel		FAITX24HL	CITX24HL-BS		
700	2017-13	XT, TRV, CORE	FAGYZ20H	FAITX20H	CITX20H-BS		
700	2019-09	TRV, Mudpro, LTD, TBX	FAGYZ20H	FAITX20H	CITX20H-BS		
700	2022-16	Alterra	FAGYZ20H	FAITX20H	CITX20H-BS		
650	2009	TRV		FAITX14AH	CITX14AH-BS	IB14-A2 ^D	
650	2006-04	4x4 Automatic V2		FAITX14AH	CITX14AH-BS	IB14-A2 ^D	
650	2009-05	650H1, TBX650		FAITX14AH	CITX14AH-BS	IB14-A2 ^D	
650	2010-10	4X4 Automatic	FAGYZ20H	FAITX20H	CITX20H-BS		
650	2012-10	Mudpro	FAGYZ20H	FAITX20H	CITX20H-BS		
650	2012-11	650, H1	FAGYZ20H	FAITX20H	CITX20H-BS		
600	2022	Alterra	FAGYZ20H	FAITX20H	CITX20H-BS		
570	2021-16	Alterra	FAGYZ20H	FAITX20H	CITX20H-BS		
550	2017-10	550, TRV, LTD, S, XT, CORE	FAGYZ20H	FAITX20H	CITX20H-BS		
550	2017-10	Alterra	FAGYZ20H	FAITX20H	CITX20H-BS		
500	2016	Alterra	FAGYZ20H	FAITX20H	CITX20H-BS		
500	2009-03	All Other Models		FAITX14AH	CITX14AH-BS	IB14-A2 ^D	
500	2017-13	ATV 500	FAGYZ20H	FAITX20H	CITX20H-BS		
500	2017-13	TRV	FAGYZ20H	FAITX20H	CITX20H-BS		
500	2018-17	Alterra	FAGYZ20HL	FAYTX20HL-PW/ FAITX20L	CYTX20HL-BS-PW		
450	2012-10	ATV 450	FAGYZ20H	FAITX20H	CITX20H-BS		
450	2012-11	TRV	FAGYZ20H	FAITX20H	CITX20H-BS		
450	2016-13	ATV 450, Alterra	FAGYZ20HL	FAYTX20HL-PW/ FAITX20L	CYTX20HL-BS-PW		
450	2017-11	XC450	FAGYZ20HL	FAYTX20HL-PW/ FAITX20L	CYTX20HL-BS-PW		
450	2017-13	TRV, CORE	FAGYZ20HL	FAYTX20HL-PW/ FAITX20L	CYTX20HL-BS-PW		
400	2017-13	Alterra TRV, CORE		FAITX14AH	CITX14AH-BS	IB14-A2 ^D	
400	All	All Models		FAITX14AH	CITX14AH-BS	IB14-A2 ^D	
400	All	DVX 400		FAITX9	CITX9-BS		
366	2011-08	366		FAITX14AH	CITX14AH-BS	IB14-A2 ^D	
350	2012-11	ATV 350		FAITX14AH	CITX14AH-BS	IB14-A2 ^D	
300	2005-98	ATV 300, 4x4, 2x4		FAITX14AHL	CITX14AHL-BS		
300	2010-06	DVX 250, 2x4		FAITX12	CITX12-BS		
300	2016-09	DVX 300, Utility		FAITX12	CITX12-BS		
300	2022-17	Alterra		FAITX12	CITX12-BS		
250	2005	All Models		FAITX14AHL	CITX14AHL-BS		
150	2019-09	150		FAITX9	CITX9-BS		
90	2004-02	ATV 90, Y-12 Youth, 2-Stroke		FAITX4L	CITX4L-BS		
90	2005-04	ATV 90, Y-12 Youth, 4-Stroke	FAITZ7S	FAITX5L	CITX5L-BS		
90	2019-06	DVX 90, Utility	FAITZ7S	FAITX5L	CITX5L-BS		
90	2022-17	Alterra 90	FAITZ7S	FAITX5L	CITX5L-BS		
50	2005-04	ATV50 Y-6 Youth		FAITX4L	CITX4L-BS		
50	2008-06	DVX 50, Utility	FAITZ7S	FAITX5L	CITX5L-BS		
BRP (Can-Am)							
1000	2022-12	Outlander 1000, Renegade, 6x6	FAGYZ20HL ⁴	FAYTX20HL-PW ⁴			
850	2022-16	Outlander, Renegade	FAGYZ20HL	FAYTX20HL-PW/ FAITX20L	CYTX20HL-BS-PW		
800	2019-06	Outlander 800 EFI, MAX, Renegade	FAGYZ20HL	FAYTX20HL-PW/ FAITX20L	CYTX20HL-BS-PW		
650	2005-02	Quest		FAYTX20HL-PW	CITX16CL-B-BS/ CYTX20HL-BS-PW	IB16CL-B	
650	2005-02	Quest (Opt)		FAITX24HL	CITX24HL-BS		I50-N18L-A
650	2007-00	DS650(X)					
650	2012-06	Outlander	FAGYZ20HL	FAYTX20HL-PW/ FAITX20L	CYTX20HL-BS-PW		
650	2022-17	Outlander, 6x6	FAGYZ20HL	FAYTX20HL-PW/ FAITX20L	CYTX20HL-BS-PW		
570	2022-16	Outlander, Renegade	FAGYZ20HL	FAYTX20HL-PW/ FAITX20L	CYTX20HL-BS-PW		
500	2005-02	Traxter (All Models), Quest (Opt)		FAITX24HL	CITX24HL-BS		I50-N18L-A

Automotive & Light Truck
Automotrices y Camiones Livianos
Automobile et Camionnette

Heavy-Duty Truck
Camiones Para Servicio Pesado
Poids Lourd

Agriculture
Agrícola
Agriculture

Industrial
Industrial
Industrial

Lawn & Garden
Césped y Jardín
Jardin et Pelouse

Powersports
Vehículos Deportivos
Sports Motorisés

Reference
Referencia
Référence

For footnotes, see inside back cover. Notas al Pie de Página 468. Référence de Bas de Page 508.

	CC	Year	Model	Factory-Activated AGM High-Performance	Factor Activated AGM	Bottle Supply AGM	Conventional High-Performance	Conventional	
All-Terrain Vehicle (ATV) Applications									
BRP (Can-Am) (continued)									
Automotive & Light Truck Automotrices y Camiones Livianos Automobile et Camionnette	500	2005-99	Traxter (All Models), Quest		FAYTX20HL-PW	CITX16CL-B-BS/ CYTX20HL-BS-PW	IB16CL-B		
	500	2015-07	Outlander, MAX, Renegade	FAGYZ20HL	FAYTX20HL-PW/ FAITX20L	CYTX20HL-BS-PW			
	450	2015-10	DS450			CIT7B-BS			
	450	2022-16	Outlander	FAGYZ20HL	FAYTX20HL-PW/ FAITX20L	CYTX20HL-BS-PW			
	400	2004-03	Outlander 400						
	400	2015-04	Outlander 400, XT, MAX	FAGYZ20HL	FAYTX20HL-PW/ FAITX20L	CYTX20HL-BS-PW			
	330	2005-04	Outlander 330						
	250	2022-06	DS250		FAITX12	CITX12-BS			
	200	2006-02	Rally		FAITX14AH	CITX14AH-BS			
	90	2022-02	DS90, DS90F, Quest		FAITX4L	CITX4L-BS			
70	2022-08	DS70		FAITX4L	CITX4L-BS				
50	2006-02	DS50, Quest		FAITX4L	CITX4L-BS				
Heavy-Duty Truck Camiones Para Servicio Pesado Poids Lourds	CF Moto								
	800	2022-12	Cforce 800	FAGYZ32HL	FAYIX30L-PW	CYIX30L-BS-PW			
	600	2022-19	Cforce 600	FAGYZ32HL	FAYIX30L-PW	CYIX30L-BS-PW			
	500	2014-07	Cforce 500	FAGYZ20HL	FAYTX20HL-PW/ FAITX20L	CYTX20HL-BS-PW			
	500	2022-16	Cforce 500	FAGYZ32HL	FAYIX30L-PW	CYIX30L-BS-PW			
	400	2022-16	Cforce 400	FAGYZ32HL	FAYIX30L-PW	CYIX30L-BS-PW			
	E-TON								
	250	2013-05	Vector250		FAITX12	CITX12-BS			
	150	2003-00	YXL150 Yukon		FAITX9	CITX9-BS			
	150	2013-00	CXL150 Yukon II		FAITX9	CITX9-BS			
150	2013-05	Viper150R		FAITX9	CITX9-BS				
90	2003-99	AXL, TXL, NXL, RXL		FAITX4L	CITX4L-BS				
90	2003-99	DXL 90 Sierra		FAITX4L	CITX4L-BS				
90	2013-04	All Models	FAITZ7S	FAITX5L	CITX5L-BS				
70	2013-05	Viper 70	FAITZ7S	FAITX5L	CITX5L-BS				
50	2003-99	AXL, TXL, NXL, RXL		FAITX4L	CITX4L-BS				
50	2005-04	All Models	FAITZ7S	FAITX5L	CITX5L-BS				
Agriculture Agrícola Agriculture	Honda								
	700	2013-08	TRX700XX		FAITX9	CITX9-BS			
	680	2021-06	TRX680FA Four Trax Rincon	FAGYZ20HL	FAYTX20HL-PW/ FAITX20L	CYTX20HL-BS-PW			
	650	2005-03	TRX650 FourTrax Rincon (Std)	FAGYZ16H	FAITX14H	CITX14-BS			
	520	2022-20	TRX520	FAGYZ16H					
	500	2009-05	FourTrax Foreman ES, 4x4	FAGYZ16H	FAITX14H	CITX14-BS			
	500	2011-05	TRX500FE, FM, TM Trax Foreman	FAGYZ16H	FAITX14H	CITX14-BS			
	500	2014-01	TRX500FA Fourtrax Rubicon	FAGYZ16H	FAITX14H	CITX14-BS			
	500	2019-11	TRX500FE, FPE, FM, FPM	FAGYZ16H	FAITX14H	CITX14-BS			
	500	2019-15	TRX500FA	FAGYZ16H	FAITX14H	CITX14-BS			
450	2004-98	TRX450 Fourtrax Foreman S, ES	FAGYZ16H	FAITX14H	CITX14-BS				
450	2013-06	TRX450ER, TRX450R	FAITZ7S						
420	2013-07	TRX420 Fourtrax Rancher 4x4	FAGYZ16H	FAITX14H	CITX14-BS				
420	2019-16	TRX420 Fourtrax Rancher 2x4	FAGYZ16H	FAITX14H	CITX14-BS				
420	2022-14	TRX420 FA Fourtrax Rancher 4x4	FAGYZ16H	FAITX14H	CITX14-BS				
420	2022-20	TRX420 FE, FM, TE, TM	FAGYZ16H	FAITX14H	CITX14-BS				
400	1990-89	FL400R Pilot	FAGYZ16H	FAITX14H	CITX14-BS				
400	2003-95	TRX400FW Foreman	FAGYZ16H	FAITX14H	CITX14-BS				
400	2006-04	TRX400 Rancher AT	FAGYZ16H	FAITX14H	CITX14-BS				
400	2013-99	TRX400X, EX, Fourtrax, Sportrax		FAITX9	CITX9-BS				
350	1985-85	FL350R Odyssey		FAITX12	CITX12-BS				
350	1989-86	TRX350, D Fourtrax 4x4	FAGYZ16H	FAITX14H	CITX14-BS				
350	2006-00	TRX350 Rancher	FAGYZ16H	FAITX14H	CITX14-BS				
300	2000-88	TRX300 Fourtrax	FAGYZ16H	FAITX14H	CITX14-BS				
300	2000-88	TRX300FW Fourtrax 4x4	FAGYZ16H	FAITX14H	CITX14-BS				
300	2012-93	TRX300X, EX		FAITX9	CITX9-BS				
250	1987-85	ATC250ES Big Red		FAITX12	CITX12-BS				
250	1987-85	ATC250SX		FAITX12	CITX12-BS				
250	1987-85	TRX250 Fourtrax		FAITX12	CITX12-BS				
250	2001-97	TRX250A		FAITX12	CITX12-BS				
250	2003-97	TRX250 Recon, ES		FAITX12	CITX12-BS				
250	2019-01	TRX250X, EX		FAITX9	CITX9-BS				
250	2019-97	TRX250 TE, TM, FourTrax Recon		FAITX12	CITX12-BS				
200	1984	TRX200 Fourtrax		FAITX14AH	CITX14AH-BS				
200	1984-82	ATC200 Big Red		FAITX14AH	CITX14AH-BS				
Industrial Industriel Industriel	Lawn & Garden Césped y Jardín Jardin et Pelouse								
	Powersports Vehículos Deportivos Sports Motorisés								
	Reference Referencia Référence								

CC	Year	Model	Factory-Activated AGM High-Performance	Factor Activated AGM	Bottle Supply AGM	Conventional High-Performance	Conventional
All-Terrain Vehicle (ATV) Applications							
Honda (continued)							
200	1985-84	ATC200M		FAITX14AH	CITX14AH-BS		
200	1988-86	TRX200SX Fourtrax		FAITX12	CITX12-BS		
200	1997-90	TRX200 Fourtrax		FAITX12	CITX12-BS		
125	1985-84	ATC125M				IB9A-A	
125	1986-85	TRX125 Fourtrax				IB9A-A	
125	1987-86	ATC125M		FAITX12	CITX12-BS		
125	1988-87	TRX125 Fourtrax		FAITX9	CITX9-BS		
90	2020-06	TRX90X, EX	FAITZ7S	FAITX5L	CITX5L-BS		
Hyosung							
450	2013-10	TE450S		FAITX9	CITX9-BS		
John Deere							
450	All	All Models		FAYTX20HL-PW		IB16CL-B	
Kasea							
250	All	Skyhawk 250			CITX7A-BS		
170	All	Skyhawk 170			CITX7A-BS		
150	All	Skyhawk 150, Adventure Buggy			CITX7A-BS		
125	All	KS, KU Models, Adventure Buggy			CITX7A-BS		
90	All	KS, KU Models			CITX7A-BS		
90	All	Skyhawk 90	FAITZ7S	FAITX5L	CITX5L-BS		
65	All	KS, KU Models			CITX7A-BS		
50	All	Mini Skyhawk		FAITX4L	CITX4L-BS		
50	All	Skyhawk 50	FAITZ7S	FAITX5L	CITX5L-BS		
Kawasaki							
750	2022-05	KVF750 Brute Force	FAGYZ16H				
700	2006-04	KVF650-A, B, D Prairie 700, 4X4	FAGYZ16H				
700	2010-03	KFX700	FAGYZ16H				
650	2013-02	KVF650 Brute Force	FAGYZ16H				
450	2003-02	4x4 Advantage Classic	FAGYZ16H				
450	2014-08	KFX450R		FAITX7L	CITX7L-BS		
400	2000-93	KLF400-B Bayou 400 4x4		FAYTX20HL-PW	CITX16CL-B-BS/ CYTX20HL-BS-PW	IB16CL-B	
400	2000-97	KVF400-A Prairie 400 4x4		FAITX14AH	CITX14AH-BS		
400	2000-97	KVF400-A Prairie 400 4x4 (Can)		FAYTX20HL-PW	CITX16CL-B-BS/ CYTX20HL-BS-PW	IB16CL-B	
400	2000-98	KVF400-B Prairie 400 4x4		FAITX14AH	CITX14AH-BS		
400	2000-98	KVF400-B Prairie 400 4x4 (Can)		FAYTX20HL-PW	CITX16CL-B-BS/ CYTX20HL-BS-PW	IB16CL-B	
400	2001-99	KVF400-D Prairie 400, 4x4 (Can)	FAGYZ16H				
400	2002-99	KVF400-C Prairie 400, 4x4		FAITX14AH	CITX14AH-BS		
400	2002-99	KVF400-C Prairie 400, 4x4 (Can)	FAGYZ16H				
400	2002-99	KVF400-D Prairie 400, 4x4		FAITX14AH	CITX14AH-BS		
400	2006-03	KSF400-A (KFX400)		FAITX9	CITX9-BS		
360	All	KVF360 Prairie		FAITX14AH	CITX14AH-BS		
300	1987-86	KLF300-A Bayou		FAYTX20HL-PW	CITX16CL-B-BS/ CYTX20HL-BS-PW	IB16CL-B	
300	1999-92	KLF300-B Bayou (Can)		FAYTX20HL-PW	CITX16CL-B-BS/ CYTX20HL-BS-PW	IB16CL-B	
300	2000-95	KEF300-A Lakota		FAITX14AH	CITX14AH-BS		
300	2001-99	KVF300-A Prairie 300, 4x4 (Can)		FAYTX20HL-PW	CITX16CL-B-BS/ CYTX20HL-BS-PW	IB16CL-B	
300	2002-99	KVF300-A Prairie 300, 4x4		FAITX14AH	CITX14AH-BS		
300	2002-99	KVF300-B Prairie 300, 4x4		FAITX14AH	CITX14AH-BS		
300	2002-99	KVF300-B Prairie 300, 4x4 (Can)		FAYTX20HL-PW	CITX16CL-B-BS/ CYTX20HL-BS-PW	IB16CL-B	
300	2003-01	KEF300-A Lakota Sport		FAITX14AH	CITX14AH-BS		
300	2003-01	KEF300-B Lakota Sport		FAITX14AH	CITX14AH-BS		
300	2004-88	KLF300-B Bayou		FAITX14AH	CITX14AH-BS		
300	2004-89	KLF300-C Bayou 300 4x4		FAITX14AH	CITX14AH-BS		
300	2005-92	KLF300-C Bayou 300 4x4 (Can)		FAYTX20HL-PW	CITX16CL-B-BS/ CYTX20HL-BS-PW	IB16CL-B	
300	2022-13	KVF300 Brute Force		FAITX12	CITX12-BS		
250	1983	KLT250-C Prairie				IB12A-A	
250	1983-82	KLT250-A				IB12A-A	12N12A-4A-1
250	1985-84	KLT250-C Prairie					
250	2005-03	KLF250-A Bayou (Can)		FAITX14AH	CITX14AH-BS		
250	2012-03	KLF250-A Bayou				IB10A-A2	
220	2002-88	KLF220-A Bayou				IB10A-A2	
220	2002-92	KLF220-A Bayou (Can)		FAITX14AH	CITX14AH-BS		
200	1983	KLT200-B, C				IB12A-A	12N12A-4A-1
200	1984-81	KLT200-A, C					

Automotive & Light Truck
Automotrices y Camiones Livianos
Automobile et Camionnette

Heavy-Duty Truck
Camiones Para Servicio Pesado
Poids Lourd

Agriculture
Agrícola
Agriculture

Industrial
Industrial
Industrial

Lawn & Garden
Césped y Jardín
Jardin et Pelouse

Powersports
Vehículos Deportivos
Sports Motorises

Reference
Referencia
Référence

	CC	Year	Model	Factory-Activated AGM High-Performance	Factor Activated AGM	Bottle Supply AGM	Conventional High-Performance	Conventional	
All-Terrain Vehicle (ATV) Applications									
Automotive & Light Truck Automotrices y Camiones Livianos Automobile et Camionnette	Kawasaki (continued)								
	185	1988-85	KLF185-A Bayou						
	110	1988-87	KLF110-B Mojave						
	90	2022-07	KFX90	FAITZ7S	FAITX5L	CITX5L-BS			
	80	2005-03	KSF80-A (KFX80)	FAITZ7S	FAITX5L	CITX5L-BS			
	50	2022-07	KFX50	FAITZ7S	FAITX5L	CITX5L-BS			
Heavy-Duty Truck Camiones Para Servicio Pesado Poids Lourds	KTM								
	525	2013-10	XC ATV	FAITZ7S	FAITX5L	CITX5L-BS			
	505	2009-08	XC ATV	FAITZ7S	FAITX5L	CITX5L-BS			
	505	2013-08	SX ATV	FAITZ7S	FAITX5L	CITX5L-BS			
	450	2012-08	SX ATV	FAITZ7S	FAITX5L	CITX5L-BS			
	450	2012-08	XC ATV	FAITZ7S	FAITX5L	CITX5L-BS			
Agriculture Agrícola Agriculture	Kymco								
	700	2017-13	MXU700	FAGYZ20HL	FAYTX20HL-PW/ FAITX20L	CYTX20HL-BS-PW			
	500	2017-14	MXU500	FAGYZ20HL	FAYTX20HL-PW/ FAITX20L	CYTX20HL-BS-PW			
	450	2017-15	Maxxer 450, MXU 450	FAGYZ20HL	FAYTX20HL-PW/ FAITX20L	CYTX20HL-BS-PW			
	300	All	Mongoose300		FAITX12	CITX12-BS			
	300	All	MXU300SD		FAITX12	CITX12-BS			
	250	All	Mongoose, MXU		FAITX12	CITX12-BS			
	150	All	MXU150		FAITX9	CITX9-BS			
	90	All	Mongoose 90	FAITZ7S	FAITX5L	CITX5L-BS			
	50	All	Mongoose 50	FAITZ7S	FAITX5L	CITX5L-BS			
Industrial Industrial Industriel	Polaris								
	1000	2015	Sportsman XP, Touring XP	FAGYZ20HL	FAYTX20HL-PW				
	1000	2022	Sportsman XP48, 55	FAGYZ32HL	FAYIX30L-PW	CYIX30L-BS-PW			
	1000	2019-14	Scrambler	FAGYZ20HL	FAYTX20HL-PW				
	1000	2020-19	Sportsman XP48,55	FAGYZ32HL	FAYIX30L-PW	CYIX30L-BS-PW			
	1000	2021-20	Scrambler XP (55)	FAGYZ32HL	FAYIX30L-PW	CYIX30L-BS-PW			
	1000	2022-16	Sportsman XP, Touring XP, HL (16)	FAGYZ20HL	FAYTX20HL-PW				
	1000	2022-19	Scrambler 48, Sportsman 48	FAGYZ32HL	FAYIX30L-PW	CYIX30L-BS-PW			
	900	2019-16	ACE SP	FAGYZ32HL	FAYIX30L-PW	CYIX30L-BS-PW	IB30L-B ^D		
	850	2015-13	Scrambler	FAGYZ20HL	FAYTX20HL-PW				
	850	2019-10	Sportsman, SP, Touring SP, HL (16)	FAGYZ20HL	FAYTX20HL-PW	CYTX20HL-BS-PW			
	850	2019-16	Scrambler	FAGYZ20HL	FAYTX20HL-PW	CYTX20HL-BS-PW			
	850	2022-09	Sportsman (Opt), WV (Std)		FAYIX30L-PW				
	850	2022-19	Scrambler 48, Sportsman 48	FAGYZ32HL	FAYIX30L-PW	CYIX30L-BS-PW			
	Lawn & Garden Césped y Jardín Jardin et Pelouse	800	2014	Sportsman 6x6		FAYIX30L-PW			
800		2010-05	Sportsman	FAGYZ32HL	FAYIX30L-PW	CYIX30L-BS-PW			
800		2014-11	Sportsman	FAGYZ20HL	FAYTX20HL-PW	CYTX20HL-BS-PW			
700		2008-02	Sportsman, Military	FAGYZ32HL	FAYIX30L-PW	CYIX30L-BS-PW	IB30L-B		
700		2010-06	Sportsman	FAGYZ32HL	FAYIX30L-PW	CYIX30L-BS-PW	IB30L-B		
600		2005-04	Sportsman	FAGYZ32HL	FAYIX30L-PW	CYIX30L-BS-PW	IB30L-B		
570		2020-15	ACE, ACE SP, EFI, EPS, EPS Utility		FAITX14AH	CITX14AH-BS			
570		2020-15	Premium, Latin, SP, UTL		FAITX14AH	CITX14AH-BS			
570		2022-14	Sportsman HQ, EPS, Tractor, Touring EPS		FAITX14AH	CITX14AH-BS			
570		2022-14	UTL, E2, EPS Tractor EFV, Touring EPS		FAITX14AH	CITX14AH-BS			
570		2022-21	Sportsman EPS, Hunter, SP, Trail, Utility				SP-40		
550		2009	Sportsman Touring, XP, X2	FAGYZ20HL	FAYTX20HL-PW	CYTX20HL-BS-PW			
550		2010-10	Sportsman Touring, X2	FAGYZ20HL	FAYTX20HL-PW	CYTX20HL-BS-PW			
550		2010-10	Sportsman XP		FAITX14AH				
550		2014-10	Sportsman EPS, X2, Touring		FAITX14AH				
525	2012-08	Outlaw 525		FAITX9	CITX9-BS				
500	2006-03	Predator, Outlaw		FAITX9	CITX9-BS				
500	2006-06	Sportsman EFI	FAGYZ32HL	FAYIX30L-PW	CYIX30L-BS-PW	IB30L-B			
500	2010-07	Sportsman EFI	FAGYZ20HL	FAYTX20HL-PW	CYTX20HL-BS-PW				
500	2012-99	All Models (Ex Predator, Sportsman)		FAITX14AH	CITX14AH-BS				
500	2013-96	Sportsman HO		FAITX14AH	CITX14AH-BS				
500	2019-18	ACE 500 SOHC		FAITX14AH	CITX14AH-BS				
500	2019-18	ACE 500 SOHC (Opt)	FAGYZ32HL	FAYIX30L-PW	CYIX30L-BS-PW	IB30L-B			
450	2003-99	Diesel .445 Litre (primary)	FAGYZ32HL	FAYIX30L-PW	CYIX30L-BS-PW	IB30L-B			
450	2003-99	Diesel .445 Litre (secondary)		FAITX14AH	CITX14AH-BS				
450	2010-07	Outlaw 450		FAITX9	CITX9-BS				
450	2019-16	Sportsman HO 4X2		FAITX14AH	CITX14AH-BS				
450	2022-21	Sportsman HO, EPS, EPS Utility				SP-40			
Reference Referencia Référence	425	2002-95	All Models		FAITX14AH	CITX14AH-BS			
	425	2013-03	Magnum, Trail		FAITX14AH	CITX14AH-BS			
	400	2002-87	All Models		FAITX14AH	CITX14AH-BS			
	400	2014-94	All Models		FAITX14AH	CITX14AH-BS			

CC	Year	Model	Factory-Activated AGM High-Performance	Factor Activated AGM	Bottle Supply AGM	Conventional High-Performance	Conventional
All-Terrain Vehicle (ATV) Applications							
Polaris (continued)							
335	2001-98	Sportsman		FAITX14AH	CITX14AH-BS		
335	2016-14	ACE	FAGYZ32HL	FAYIX30L-PW	CYIX30L-BS-PW	IB30L-B	
300	2010-06	Hawkeye, Sportsman 300		FAITX14AH	CITX14AH-BS		
250	2005-85	All Models		FAITX14AH	CITX14AH-BS		
200	2019-05	Phoenix, Sawtooth		FAITX12	CITX12-BS		
150	2019-18	ATV Ranger			CITX9-BS		
150	2021-20	ACE EFI			CITX9-BS		
110	2022-16	Outlaw	FAITZ7S		CITX5L-BS		
110	2022-16	Sportsman	FAITZ7S		CITX5L-BS		
90	2002-01	Scrambler, Sportsman		FAITX4L	CITX4L-BS		
90	2014-03	Predator, Sportsman, Outlaw	FAITZ7S	FAITX5L	CITX5L-BS		
50	2002-01	Scrambler		FAITX4L	CITX4L-BS		
50	2003-03	Scrambler	FAITZ7S	FAITX5L	CITX5L-BS		
50	2022-04	Outlaw, Predator (-07)	FAITZ7S	FAITX5L	CITX5L-BS		
Qianjiang							
100	All	ATV100		FAITX4L	CITX4L-BS		
50	All	ATV50		FAITX4L	CITX4L-BS		
Suzuki							
750	2022-07	LT-A750X King Quad		FAITX20CH			
700	2005-04	LT-V700F Twin Peaks	FAGYZ16H	FAITX14H			
700	2007-05	LT-A700X King Quad		FAITX20CH			
500	2003	LT-F500F Vinson Manual 4WD		FAITX20CH	CITX16-BS		
500	2001-00	LT-A500F QuadMaster			CYTX16-BS-1		
500	2003-02	LT-A500F Vinson 4WD		FAITX20CH	CITX16-BS		
500	2007-04	LT-A500F Vinson 4WD		FAITX20CH			
500	2007-04	LT-F500F Vinson Manual 4WD		FAITX20CH			
500	2022-11	LT-A500X King Quad		FAITX20CH			
450	2011-06	LT-R450 QuadRacer			CITX7A-BS		
450	2011-07	LT-A450 King Quad	FAGYZ16H	FAITX14H	CITX14-BS		
400	2007-02	LT-A400 Eiger 2WD, F Eiger 4WD	FAGYZ16H	FAITX14H	CITX14-BS		
400	2007-02	LT-F400 Eiger 2WD, F Eiger 4WD	FAGYZ16H	FAITX14H	CITX14-BS		
400	2016-03	LT-Z400 QuadSport			CITX9-BS		
400	2022-10	LT-A400F, F400F King Quad	FAGYZ16H	FAITX14H	CITX14-BS		
300	1989-87	LT300E QuadRunner 300E		FAITX14AH	CITX14AH-BS		
300	2002-99	LT-F300F KingQuad		FAITX14AH	CITX14AH-BS		
300	2002-99	LT-F300F KingQuad (Can, Opt)					
300	2002-99	LT-F4WDX KingQuad		FAITX14AH	CITX14AH-BS		
300	2002-99	LT-F4WDX KingQuad (Opt)					
280	1999-91	LT-F4WDX KingQuad		FAITX14AH	CITX14AH-BS		
280	1999-91	LT-F4WDX KingQuad (Can, Opt)					
250	1986-85	LT250EF QuadRunner				IB10A-A2	
250	1999-87	LT-4WD QuadRunner		FAITX14AH	CITX14AH-BS		
250	1999-87	LT-4WD QuadRunner (Opt)					
250	2001-88	LT-F250 QuadRunner		FAITX14AH	CITX14AH-BS		
250	2001-88	LT-F250 QuadRunner (Opt)					
250	2002-99	LT-F250F QuadRunner		FAITX14AH	CITX14AH-BS		
250	2002-99	LT-F250F QuadRunner (CN, Opt)					
250	2011-04	LT-Z250 QuadSport			CITX9-BS		
250	2016-02	LT-F250, Ozark		FAITX12	CITX12-BS		
230	1986-85	LT230GE QuadRunner				IB10A-A2	
230	1987-86	LT-F230 QuadRunner				IB10A-A2	
230	1993-87	LT230E QuadRunner					
230	1993-88	LT230E QuadRunner		FAITX12	CITX12-BS		
160	1994-89	LT160 E QuadRunner				IB9A-A	
160	2001-91	LT-F160 QuadRunner				IB9A-A	
160	2004-03	LT160 E QuadRunner				IB9A-A	
90	2011-07	LT-Z90 QuadSport			CITX7A-BS		
90	2020-14	LT-Z90 QuadSport			CITX7A-BS		
80	2006-87	LT80 QuadSport 80	FAITZ7S	FAITX5L	CITX5L-BS		
50	2011-06	LT-Z50 QuadSport	FAITZ7S	FAITX5L	CITX5L-BS		
Yamaha							
700	2013-07	YFM7FG Grizzly	FAGYZ20HL	FAYTX20HL-PW/ FAITX20L	CYTX20HL-BS-PW		
700	2015-14	YFM700DE, DH, PE, PF, PH, PS Grizzly	FAGYZ20HL	FAYTX20HL-PW/ FAITX20L	CYTX20HL-BS-PW		
700	2020-06	Raptor 700, R, R SE			CIT9B-BS		
700	2022-16	Kodiak 700, EPS	FAGYZ20HL	FAYTX20HL-PW/ FAITX20L	CYTX20HL-BS-PW		
700	2022-16	YFM70GD,GP Grizzly	FAGYZ20HL	FAYTX20HL-PW/ FAITX20L	CYTX20HL-BS-PW		

Automotive & Light Truck
Automotrices y Camiones Livianos
Automobile et Camionnette

Heavy-Duty Truck
Camiones Para Servicio Pesado
Poids Lourd

Agriculture
Agrícola
Agriculture

Industrial
Industrial
Industrial

Lawn & Garden
Césped y Jardín
Jardin et Pelouse

Powersports
Vehículos Deportivos
Sports Motorises

Reference
Referencia
Référence

	CC	Year	Model	Factory-Activated AGM High-Performance	Factor Activated AGM	Bottle Supply AGM	Conventional High-Performance	Conventional
All-Terrain Vehicle (ATV) Applications								
Yamaha (continued)								
Automotive & Light Truck Automotrices y Camiones Livianos Automobile et Camionnette	660	2004-02	YFM660FP, FR, FH, FL Grizzly	FAGYZ20HL	FAYTX20HL-PW/ FAITX20L	CYTX20HL-BS-PW		
	660	2005-01	YFM660RN, RT, RP, RR, RL, RS Raptor	FAGYZ16H	FAITX14H	CITX14-BS		
	660	2008-05	YFM66FA, FG Grizzly	FAGYZ20HL	FAYTX20HL-PW/ FAITX20L	CYTX20HL-BS-PW		
Heavy-Duty Truck Camiones Para Servicio Pesado Poids Lourds	600	2001-98	YFM600FW, FH Grizzly	FAGYZ20HL	FAYTX20HL-PW/ FAITX20L	CYTX20HL-BS-PW		
	600	2001-98	YFV600FW Grizzly	FAGYZ20HL	FAYTX20HL-PW/ FAITX20L	CYTX20HL-BS-PW		
	550	2014-09	YMF5FG, YFM550PE, DE, DH Grizzly	FAGYZ20HL	FAYTX20HL-PW/ FAITX20L	CYTX20HL-BS-PW		
	450	2008	YFZ450X			CIT7B-BS		
	450	2017	YFZ450	FAITZ7S	FAITX5L	CITX5L-BS		
	450	2006-03	YFM450FA, YFM45FA Kodiak	FAGYZ20HL	FAYTX20HL-PW/ FAITX20L	CYTX20HL-BS-PW		
	450	2010-06	YFM45FX Wolverine	FAGYZ20HL	FAYTX20HL-PW/ FAITX20L	CYTX20HL-BS-PW		
	450	2011-10	YFZ450X	FAITZ7S	FAITX5L	CITX5L-BS		
	450	2013-04	YFZ450			CIT7B-BS		
	450	2014-07	YFM45FG Grizzly	FAGYZ20HL	FAYTX20HL-PW/ FAITX20L	CYTX20HL-BS-PW		
Agriculture Agrícola Agriculture	450	2020-09	YFZ450R	FAITZ7S	FAITX5L	CITX5L-BS		
	450	2022-18	YFM45KD, KP Kodiak	FAGYZ20HL	FAYTX20HL-PW/ FAITX20L	CYTX20HL-BS-PW		
	400	1995-93	YFM40FW Kodiak		FAITX14AH	CITX14AH-BS		
	400	2002-96	YFM40FW Kodiak/Automatic	FAGYZ20HL	FAYTX20HL-PW/ FAITX20L	CYTX20HL-BS-PW		
	400	2003-00	YFM40FVN Big Bear	FAGYZ20HL	FAYTX20HL-PW/ FAITX20L	CYTX20HL-BS-PW		
	400	2006-03	YFM40FW Kodiak/Automatic		FAITX14AH	CITX14AH-BS		
	400	2008-07	YFM40FG Grizzly		FAITX14AH	CITX14AH-BS		
	400	2012-00	YFM40FB Big Bear	FAGYZ20HL	FAYTX20HL-PW/ FAITX20L	CYTX20HL-BS-PW		
	350	1988	YFP35 TerraPro		FAITX14AH	CITX14AH-BS		
	350	1995-87	YFM35ER Moto 4		FAITX14AH	CITX14AH-BS		
Industrial Industriel Industriel	350	1999-87	YFM35F, U Big Bear		FAITX14AH	CITX14AH-BS		
	350	1999-87	YFM35U Big Bear		FAITX14AH	CITX14AH-BS		
	350	2004-87	YFM35X Warrior				IB12C-A	
	350	2005-95	YFM35FX Wolverine				IB12C-A	
	350	2006-04	YFM35B Bruin		FAITX14AH	CITX14AH-BS		
	350	2009-06	YFM35FX Wolverine		FAITX14AH	CITX14AH-BS		
	350	2013-04	YFM35R Raptor	FAITZ10S				
	350	2014-07	YFM35FG Grizzly		FAITX14AH	CITX14AH-BS		
	300	2013-12	Grizzly 300 Automatic		FAITX12	CITX12-BS		
	250	1991-89	YFM250 Moto 4		FAITX14AH	CITX14AH-BS		
Lawn & Garden Césped y Jardín Jardin et Pelouse	250	2000-92	YFB250, F Timber Wolf				IB12C-A	
	250	2004-99	YFM25 Bear Tracker		FAITX14AH	CITX14AH-BS		
	250	2006-05	YFM25B Bruin		FAITX14AH	CITX14AH-BS		
	250	2009-07	YFM25B Big Bear		FAITX14AH	CITX14AH-BS		
	250	2013-08	YFM25R Raptor, R	FAITZ7S	FAITX5L	CITX5L-BS		
	230	1989-89	YFU-1/T Pro-Hauler		FAITX14AH	CITX14AH-BS		
	225	1986-83	YTM225DR, DX Tri-Moto		FAITX14AH	CITX14AH-BS		
	225	1988-86	YFM225 Moto 4		FAITX14AH	CITX14AH-BS		
	200	1985-83	YTM200, E, ER Tri Moto		FAITX14AH	CITX14AH-BS		
	200	1989-85	YFM200, DX Moto 4		FAITX14AH	CITX14AH-BS		
Powersports Vehículos Deportivos Sports Motorisés	125	2004-89	YFA-1 Breeze				IB12C-A	
	125	2013-04	YFM125S, Grizzly				IB12C-A	
	125	2013-11	YFM125R, Raptor	FAITZ7S	FAITX5L	CITX5L-BS		
	100	1991	YFM100 Champ				IB7L-B	12N7D-3B
	100	1990-87	YFM100 Champ				IB7L-B	12N7-3B
	90	2018-09	YFM90R Raptor	FAITZ7S	FAITX5L	CITX5L-BS		
	90	2020-19	YFM90 Grizzly	FAITZ7S	FAITX5L	CITX5L-BS		
	80	2001-85	YFM80 Badger				IB7L-B	12N7-3B
	80	2008-02	YFM80R Raptor				IB7L-B	12N7-3B
	80	2008-05	YFM80 Grizzly				IB7L-B	12N7-3B
Reference Referencia Référence	50	2008-04	YFM50 Raptor				IB7L-B	12N7-3B
	50	2022-17	YFZ50	FAITZ7S		CITX5L-BS		

CC	Year	Model	Factory-Activated AGM High-Performance	Factor Activated AGM	Bottle Supply AGM	Conventional High-Performance	Conventional
Personal Watercraft (PWC) Applications							
Aqua-Jet							
430	1991-89	Aqua-Jet SX-1	FAGYZ20H ^B	FAITX20H ^B	CITX20H-BS ^B	IB16-B	
Arctic Cat							
770	1999-97	Tiger Shark (All Models)		FAITX14AHL	CITX14AHL-BS	IB14L-A2	
640	1996-93	Tiger Shark (All Models)					
640	1999-97	Tiger Shark (All Models)		FAITX14AHL	CITX14AHL-BS	IB14L-A2	
Bombardier (BRP)—Sea-Doo							
All	2022-14	All Models	FAGYZ20HL	FAYTX20HL-PW	CYTX20HL-BS-PW		
All	2022-18	All Models	FAGYZ20HL	FAYTX20HL-PW	CYTX20HL-BS-PW		
All	2007-94	All Other Models	FAGYZ20HL	FAYTX20HL-PW	CYTX20HL-BS-PW	IB16CL-B	
1630	2022-19	Fish Pro	FAGYZ20HL	FAYTX20HL-PW	CYTX20HL-BS-PW		
1630	2022-20	GTI, GTR, GTX, RXT, RXP, WAKE	FAGYZ20HL	FAYTX20HL-PW	CYTX20HL-BS-PW		
1500	2015-10	GTI, GTX, RXP, RXT, WAKE		FAYIX30L-PW	CYIX30L-BS-PW	IB30CL-B	
1500	2007-03	GTX 4-Tez, RXP		FAYIX30L-PW	CYIX30L-BS-PW	IB30CL-B	
1470	2022-16	GTI, GTR, GTS, GTX, RXP, RXT, WAKE	FAGYZ20HL	FAYTX20HL-PW	CYTX20HL-BS-PW		
900	2018-14	Spark	FAGYZ20HL	FAYTX20HL-PW	CYTX20HL-BS-PW		
780	To 2007	3D	FAGYZ20HL	FAYTX20HL-PW	CYTX20HL-BS-PW	IB16CL-B	
Fazer							
430	1989-88	All		FAITX20H	CITX20H-BS		
Honda							
1470	2013-03	AquaTrax F-15, F-15X	FAGYZ20HL	FAYTX20HL-PW	CYTX20HL-BS-PW		
1235	2009-02	AquaTrax F/R-12, F/R-12X	FAGYZ20HL	FAYTX20HL-PW	CYTX20HL-BS-PW		
Kawasaki (Jet Ski)							
1500	2020-07	JT1500-A, STX, STX-15F	FAGYZ20HL	FAYTX20HL-PW	CYTX20HL-BS-PW		
1500	2019-04	JT1500B, C 250X, Ultra LX, 260(L)X, 300(L)X	FAGYZ20HL	FAYTX20HL-PW	CYTX20HL-BS-PW		
1500	2022-17	SXR, STX160	FAGYZ20HL	FAYTX20HL-PW	CYTX20HL-BS-PW		
1500	2022-14	Ultra310, LX, R, X	FAGYZ20HL	FAYTX20HL-PW	CYTX20HL-BS-PW		
1200	2005-99	JH1200-A Ultra 150	FAGYZ20HL	FAYTX20HL-PW	CYTX20HL-BS-PW		
1200	2007-02	JT1200-A, B, C, STX-R, STX-12F	FAGYZ20HL	FAYTX20HL-PW	CYTX20HL-BS-PW		
1100	2003-96	JH1100 ZXi	FAGYZ20HL	FAYTX20HL-PW	CYTX20HL-BS-PW		
1100	2004-01	JH1100-B Ultra 130	FAGYZ20HL	FAYTX20HL-PW	CYTX20HL-BS-PW		
1100	2003-97	JT1100-STX	FAGYZ20HL	FAYTX20HL-PW	CYTX20HL-BS-PW		
900	1997-95	JH900 ZXi	FAGYZ20HL	FAYTX20HL-PW	CYTX20HL-BS-PW		
900	2005-97	JT900 STX, STS	FAGYZ20HL	FAYTX20HL-PW	CYTX20HL-BS-PW		
800	2013-03	JS800 SX-R	FAGYZ20HL	FAYTX20HL-PW	CYTX20HL-BS-PW		
750	1995-93	JH750 B1-b3	FAGYZ20HL	FAYTX20HL-PW	CYTX20HL-BS-PW	IB16CL-B	
750	1999-95	JH750 E1, F2, G1, G2	FAGYZ20HL	FAYTX20HL-PW	CYTX20HL-BS-PW		
750	1997-95	JH750 ST, ZXi	FAGYZ20HL	FAYTX20HL-PW	CYTX20HL-BS-PW		
750	1999-92	JH750SS, ST, Xi, XiR	FAGYZ20HL	FAYTX20HL-PW	CYTX20HL-BS-PW	IB16CL-B	
750	1995-92	JS750 SX, ZX	FAGYZ20HL	FAYTX20HL-PW	CYTX20HL-BS-PW	IB16CL-B	
750	2002-95	JS750 SXi, SXi Pro	FAGYZ20HL	FAYTX20HL-PW	CYTX20HL-BS-PW	IB16CL-B	
750	2002-95	JT750 STS, STX	FAGYZ20HL	FAYTX20HL-PW	CYTX20HL-BS-PW		
650	1996-89	JF650 TS	FAGYZ20HL	FAYTX20HL-PW	CYTX20HL-BS-PW	IB16CL-B	
650	1995-86	JF650 X2	FAGYZ20HL	FAYTX20HL-PW	CYTX20HL-BS-PW	IB16CL-B	
650	1995-91	JL650 SC	FAGYZ20HL	FAYTX20HL-PW	CYTX20HL-BS-PW	IB16CL-B	
650	1995-87	JS650 SX	FAGYZ20HL	FAYTX20HL-PW	CYTX20HL-BS-PW	IB16CL-B	
550	1985-82	JS550	FAGYZ20HL	FAYTX20HL-PW	CYTX20HL-BS-PW		
550	1995-86	JS550 SX	FAGYZ20HL	FAYTX20HL-PW	CYTX20HL-BS-PW	IB16CL-B	
440	1986-77	JS440	FAGYZ20HL	FAYTX20HL-PW	CYTX20HL-BS-PW		
440	1992-87	JS440	FAGYZ20HL	FAYTX20HL-PW	CYTX20HL-BS-PW	IB16CL-B	
400	1976	JS400	FAGYZ20HL	FAYTX20HL-PW	CYTX20HL-BS-PW		
300	1991-86	JS300 SX, TS	FAGYZ20HL	FAYTX20HL-PW	CYTX20HL-BS-PW	IB16CL-B	
Polaris							
All	All Years	All	FAGYZ20HL	FAYTX20HL-PW	CYTX20HL-BS-PW	IB16CL-B	
S.O.S. Marine Mfg							
All	All Years		FAGYZ20H	FAITX20H	CITX20H-BS		
Scram Jet, Inc.							
440	1994-89	Scram Jet Magnum				SP-30	
440		SideWinder				SP-30	
Ultranaotics							
All	1991	Jet Star 1260 (BOAT)		FAYIX30L-PW	CYIX30L-BS-PW		
All	1986-85	Wet Bike				IHD-12	
All	1992-87	Wet Bike		FAYIX30L-PW	CYIX30L-BS-PW		
1250	1990-88	Jet Star 1250 (BOAT)		FAYIX30L-PW	CYIX30L-BS-PW		
800	1992-89	Sea Flash		FAYIX30L-PW	CYIX30L-BS-PW		
Wet Jet International							
All	All Years	All	FAGYZ20H	FAITX20H	CITX20H-BS		

Automotive & Light Truck
Automotrices y Camiones Livianos
Automobile et Camionnette

Heavy-Duty Truck
Camiones Para Servicio Pesado
Poids Lourd

Agriculture
Agricultura
Agricoltura

Industrial
Industrial
Industrial

Lawn & Garden
Césped y Jardín
Jardin et Pelouse

Powersports
Vehículos Deportivos
Sports Motorises

Reference
Referencia
Référence

Automotive & Light Truck Automotrices y Camiones Livianos Automobile et Camionnette	CC	Year	Model	Factory-Activated AGM High-Performance	Factor Activated AGM	Bottle Supply AGM	Conventional High-Performance	Conventional	
	Personal Watercraft (PWC) Applications								
Heavy-Duty Truck Camiones Para Servicio Pesado Poids Lourds	Yamaha								
	All	2008-87	All Wave Runner Models	FAGYZ20HL	FAYTX20HL-PW	CYTX20HL-BS-PW	IB16CL-B		
	1800	2022-21	FX	FAGYZ20HL	FAYTX20HL-PW	CYTX20HL-BS-PW			
	1800	2018-09	FX, FZR, FZS, VXR, VXS	FAGYZ20HL	FAYTX20HL-PW	CYTX20HL-BS-PW	IB16CL-B		
	1100	2018-09	VX, V1	FAGYZ20HL	FAYTX20HL-PW	CYTX20HL-BS-PW	IB16CL-B		
	1049	2018-17	EX	FAGYZ20HL	FAYTX20HL-PW	CYTX20HL-BS-PW	IB16CL-B		
	700	2017-09	Superjet	FAGYZ20HL	FAYTX20HL-PW	CYTX20HL-BS-PW	IB16CL-B		
Agriculture Agrícola Agriculture									
Industrial Industrial Industriel									
Lawn & Garden Césped y Jardín Jardin et Pelouse									
Powersports Vehículos Deportivos Sports Motorisés									
Reference Referencia Référence									

CC	Year	Model	Factory-Activated AGM High-Performance	Factor Activated AGM	Bottle Supply AGM	Conventional High-Performance	Conventional
Snowmobile Applications							
Arctic Cat							
500/570	2009	T500, T570	FAGYZ20H	FAITX20H	CITX20H-BS	IB18-A	
340/440	2000-95	Bearcat 340, 440		FAITX24HL	CITX24HL-BS	I50-N18L-A	
1100	2019-15	Bearcat 5000, 7000	FAGYZ20H	FAITX20H	CITX20H-BS		
1100	2019-14	M7000, M8000, M9000	FAGYZ20H	FAITX20H	CITX20H-BS		
1100	2019-15	Pantera 7000	FAGYZ20H	FAITX20H	CITX20H-BS		
1100	2019-14	XF 7000, XF 8000, XF 9000	FAGYZ20H	FAITX20H	CITX20H-BS		
1100	2017-14	XF1100, T1100, ZR5000	FAGYZ20H	FAITX20H	CITX20H-BS		
1100	2014-01	Z1, T Z1, F1100, M1100, T100, XF1100, BearcatZ1	FAGYZ20H	FAITX20H	CITX20H-BS		
1100	2019-14	ZR 5000, ZR 7000, ZR 9000	FAGYZ20H	FAITX20H	CITX20H-BS		
1000	2002	Mountain Cat 1000	FAGYZ20H	FAITX20H	CITX20H-BS	IB18-A	
900	2004-03	Mountain Cat 900		FAITX24HL	CITX24HL-BS	I50-N18L-A	
800	2013-07	F8 LXR, F800, M800	FAGYZ20H	FAITX20H	CITX20H-BS		
800	2004-02	Mountain Cat 800		FAITX24HL	CITX24HL-BS	I50-N18L-A	
800	2022-19	Norseman 8000	FAGYZ20H	FAITX20H	CITX20H-BS		
800	2022-20	Riot 8000	FAGYZ20H	FAITX20H	CITX20H-BS		
800	2021-14	ZR 8000	FAGYZ20H	FAITX20H	CITX20H-BS		
600	2019-15	M6000	FAGYZ20H	FAITX20H	CITX20H-BS		
600	2004-02	Mountain Cat 600	FAGYZ20H	FAITX20H	CITX20H-BS	IB18-A	
600	2022-20	Riot 6000	FAGYZ20H	FAITX20H	CITX20H-BS		
600	2018-17	XF6000	FAGYZ20H	FAITX20H	CITX20H-BS		
600	2021-14	ZR 6000	FAGYZ20H	FAITX20H	CITX20H-BS		
570	2009-04	Bearcat 570	FAGYZ20H	FAITX20H	CITX20H-BS		
570	2014-10	Bearcat 570	FAGYZ20H	FAITX20H	CITX20H-BS		
570	2014-08	F570, T570	FAGYZ20H	FAITX20H	CITX20H-BS	IB18-A	
570	2004-02	Mountain Cat 570		FAITX24HL	CITX24HL-BS	I50-N18L-A	
565	2020-17	Bearcat 2000	FAGYZ20H	FAITX20H	CITX20H-BS		
565	2020-15	Lynx 2000	FAGYZ20H	FAITX20H	CITX20H-BS		
550	2002-95	Bearcat WT		FAITX24HL	CITX24HL-BS	I50-N18L-A	
550	2004-03	Bearcat WT	FAGYZ20H	FAITX20H	CITX20H-BS	IB18-A	
550	2008-05	Bearcat WT	FAGYZ20H	FAITX20H	CITX20H-BS		
550	2008-06	Bearcat WT Turbo	FAGYZ20H	FAITX20H	CITX20H-BS	IB18-A	
500	2003-02	4 Stroke Trail, Touring		FAITX24HL	CITX24HL-BS		
500	2022-21	Blast 4000		FAITX24HL	CITX24HL-BS	I50-N18L-A	
500	2014-07	F5 LXR		FAITX24HL	CITX24HL-BS	IB18-A	
500	2014-07	F5, F5 LXR	FAGYZ20H	FAITX20H	CITX20H-BS	IB18-A	
500	1993-85	Jag, Jag Dlx		FAITX14AHL	CITX14AHL-BS	IB14L-A2	
500	1992-89	Super Jag		FAITX14AHL	CITX14AHL-BS	IB14L-A2	
340	1995	Prowler 2-Up	FAGYZ20H	FAITX20H	CITX20H-BS	IB18-A	
340	1996-94	Puma		FAITX14AH	CITX14AH-BS	IB14-A2	
200	2022-18	ZR 200		FAITX7L	CITX7L-BS		
	1990-86	Cheetah		FAITX14AHL	CITX14AHL-BS	IB14L-A2	
	1993-91	Cheetah		FAITX14AH	CITX14AH-BS	IB14-A2	
	1990-85	Cougar	FAGYZ20HL	FAYTX20HL-PW	CYTX20HL-BS-PW		
	1994-91	Cougar		FAITX14AHL	CITX14AHL-BS	IB14L-A2	
	1998-95	Cougar	FAGYZ20HL	FAYTX20HL-PW	CYTX20HL-BS-PW		
	2007	Crossfire 500	FAGYZ20H	FAITX20H	CITX20H-BS		
	2007-06	Crossfire 600	FAGYZ20H	FAITX20H	CITX20H-BS		
	2006	Crossfire 700	FAGYZ20H	FAITX20H	CITX20H-BS		
	1988-87	El Tigre 5000		FAITX14AHL	CITX14AHL-BS	IB14L-A2	
	1994	EXT	FAGYZ20H	FAITX20H	CITX20H-BS	IB18-A	
	1994-92	EXT		FAITX14AHL	CITX14AHL-BS	IB14L-A2	
	1997-95	EXT			CITX7A-BS		
	1996-95	EXT (Carb)	FAGYZ20H	FAITX20H	CITX20H-BS	IB18-A	
	1997-95	EXT (EFI)				IB7-A	
	1998-97	EXT 600	FAGYZ20H	FAITX20H	CITX20H-BS	IB18-A	
	1998-97	EXT Dlx (EFI)		FAITX24HL	CITX24HL-BS	I50-N18L-A	
	1992-91	EXT Special		FAITX14AHL	CITX14AHL-BS	IB14L-A2	
	2009-07	F6, F8, F1000	FAGYZ20H	FAITX20H	CITX20H-BS		
	2006-03	Firecat		FAITX24HL	CITX24HL-BS	I50-N18L-A	
	1991-89	Jag AFS		FAITX14AHL	CITX14AHL-BS	IB14L-A2	
	1993-89	Jag AFS L/T		FAITX14AHL	CITX14AHL-BS	IB14L-A2	
	1996	Jag Liquid		FAITX14AH	CITX14AH-BS	IB14-A2	
	1993	Jag Z		FAITX14AHL	CITX14AHL-BS	IB14L-A2	
	1994	Jag Z		FAITX14AH	CITX14AH-BS	IB14-A2	
	1999-94	Jag, Jag Dlx		FAITX14AH	CITX14AH-BS	IB14-A2	
	2007	Jaguar	FAGYZ20H	FAITX20H	CITX20H-BS		
	2006-04	King Cat 900		FAITX24HL	CITX24HL-BS	I50-N18L-A	
	1993-91	Lynx		FAITX14AHL	CITX14AHL-BS	IB14L-A2	
	2006-05	M 5	FAGYZ20H	FAITX20H	CITX20H-BS		
	2007-05	M 6	FAGYZ20H	FAITX20H	CITX20H-BS		

Automotive & Light Truck
Automotrices y Camiones Livianos
Automobile et Camionnette

Heavy-Duty Truck
Camiones Para Servicio Pesado
Poids Lourd

Agriculture
Agrícola
Agriculture

Industrial
Industrial
Industrial

Lawn & Garden
Césped y Jardín
Jardin et Pelouse

Powersports
Vehículos Deportivos
Sports Motorisés

Reference
Referencia
Référence

	CC	Year	Model	Factory-Activated AGM High-Performance	Factor Activated AGM	Bottle Supply AGM	Conventional High-Performance	Conventional
Snowmobile Applications								
Automotive & Light Truck Automotrices y Camiones Livianos Automobile et Camionnette	Arctic Cat (continued)							
	2006-05	M 7		FAGYZ20H	FAITX20H	CITX20H-BS		
	2001	Mountain Cat		FAGYZ20H	FAITX20H	CITX20H-BS	IB18-A	
	2002	Mountain Cat 500		FAGYZ20H	FAITX20H	CITX20H-BS	IB18-A	
	1994	Pantera		FAGYZ20H	FAITX20H	CITX20H-BS	IB18-A	
	1985-80	Pantera		FAGYZ20HL	FAYTX20HL-PW	CYTX20HL-BS-PW		
	1993-86	Pantera			FAITX14AHL	CITX14AHL-BS	IB14L-A2	
	1998-95	Pantera			FAITX24HL	CITX24HL-BS	IB18-A	IB14L-A2
	2002-01	Pantera		FAGYZ20H	FAITX20H	CITX20H-BS	IB18-A	
	2005-02	Pantera 550, 600		FAGYZ20H	FAITX20H	CITX20H-BS	IB18-A	
Heavy-Duty Truck Camiones Para Servicio Pesado Poids Lourds	1998-95	Pantera 580			FAITX24HL	CITX24HL-BS	IB18-A	IB14L-A2
	2001-99	Pantera 580		FAGYZ20H	FAITX20H	CITX20H-BS	IB18-A	
	2004-02	Pantera 800			FAITX24HL	CITX24HL-BS	IB18-A	IB14L-A2
	1988-80	Panther		FAGYZ20HL	FAYTX20HL-PW	CYTX20HL-BS-PW		
	1993-89	Panther			FAITX14AHL	CITX14AHL-BS	IB14L-A2	
	1996-94	Panther			FAITX14AH	CITX14AH-BS	IB14-A2	
	2000-98	Panther 340			FAITX14AH	CITX14AH-BS	IB14-A2	
	2008-01	Panther 370			FAITX14AH	CITX14AH-BS	IB14-A2	
	2002-97	Panther 440			FAITX14AH	CITX14AH-BS	IB14-A2	
	2001-97	Panther 550		FAGYZ20H	FAITX20H	CITX20H-BS	IB18-A	
Agriculture Agrícola Agriculture	2007-02	Panther 570			FAITX24HL	CITX24HL-BS	IB18-A	IB14L-A2
	2008-06	Panther 660			FAITX24HL	CITX24HL-BS	IB18-A	IB14L-A2
	1998-97	Powder Extreme		FAGYZ20H	FAITX20H	CITX20H-BS	IB18-A	
	1997-95	Powder Special		FAGYZ20H	FAITX20H	CITX20H-BS	IB18-A	
	1994	Prowler					IB7-A	
	1993-90	Prowler			FAITX14AHL	CITX14AHL-BS	IB18-A	IB14L-A2
	1992-91	Prowler Special		FAGYZ20H	FAITX20H	CITX20H-BS	IB18-A	
	2005-04	Sabercat 500		FAGYZ20H	FAITX20H	CITX20H-BS	IB18-A	
	2006-04	Sabercat 600, 700			FAITX24HL	CITX24HL-BS	IB18-A	IB14L-A2
	1988-87	Super Jag		FAGYZ20HL	FAYTX20HL-PW	CYTX20HL-BS-PW		
Industrial Industriel Industriel	2008-04	T660 Touring			FAITX24HL	CITX24HL-BS	IB18-A	IB14L-A2
	2007-04	T660 Turbo, Turbo Touring			FAITX24HL	CITX24HL-BS	IB18-A	IB14L-A2
	2002-97	Thundercat		FAGYZ20H	FAITX20H	CITX20H-BS	IB18-A	
	1993	Wildcat (EFI)			FAITX14AHL	CITX14AHL-BS	IB18-A	IB14L-A2
	1996-95	Wildcat (EFI)					IB7-A	
	1996-94	Wildcat MC					IB7-A	
	1996-95	Wildcat Touring					IB7-A	
	2007-99	Z 370			FAITX14AH	CITX14AH-BS	IB18-A	IB14L-A2
	2006-98	Z 440			FAITX14AH	CITX14AH-BS	IB18-A	IB14L-A2
	2007-02	Z 570			FAITX24HL	CITX24HL-BS	IB18-A	IB14L-A2
Lawn & Garden Césped y Jardín Jardin et Pelouse	2002-01	ZL 500		FAGYZ20H	FAITX20H	CITX20H-BS	IB18-A	
	2003-01	ZL 550, 600		FAGYZ20H	FAITX20H	CITX20H-BS	IB18-A	
	2001	ZL 800		FAGYZ20H	FAITX20H	CITX20H-BS	IB18-A	
	2003-02	ZL 800			FAITX24HL	CITX24HL-BS	IB18-A	IB14L-A2
	2002-01	ZR 500, 600		FAGYZ20H	FAITX20H	CITX20H-BS	IB18-A	
	1996-95	ZR 580 (EFI)					IB7-A	
	2003-02	ZR 800			FAITX24HL	CITX24HL-BS	IB18-A	IB14L-A2
	2006-03	ZR 900			FAITX24HL	CITX24HL-BS	IB18-A	IB14L-A2
	2002-97	ZRT 600, 800		FAGYZ20H	FAITX20H	CITX20H-BS	IB18-A	
	BRP – Ski-Doo							
Powersports Vehículos Deportivos Sports Motorisés	1200	2012-10	Expedition LE	FAGYZ20HL	FAYTX20HL-PW	CYTX20HL-BS-PW		
	1200	2019-13	Expedition LE	FAGYZ20HL	FAYTX20HL-PW			
	1200	2019-15	Expedition SE ⁽⁴⁾	FAGYZ32HL				
	1200	2018-10	Grand Touring, Expedition ⁽⁴⁾	FAGYZ20HL	FAYTX20HL-PW			
	1200	2018-09	GSX, MX Z, Renegade ⁽⁴⁾	FAGYZ20HL	FAYTX20HL-PW			
	1000	2006-03	Expedition, Legend, Skandic ⁽⁴⁾		FAITX24HL			
	900	2022-14	Expedition, Grand Touring, MX Z, Renegade ⁽⁴⁾ , Skandic	FAGYZ20HL	FAYTX20HL-PW			
	850	2022-19	Backcountry	FAGYZ20HL	FAYTX20HL-PW			
	850	2022-20	Expedition Extreme	FAGYZ32HL		CYIX30L-BS-PW		
	850	2022-18	Free Ride	FAGYZ20HL	FAYTX20HL-PW			
Reference Referencia Référence	850	2022-17	MXZ X E-Tec	FAGYZ20HL	FAYTX20HL-PW			
	850	2022-17	Renegade, X, E-Tec, Adventure	FAGYZ20HL	FAYTX20HL-PW			
	850	2022-17	Summit E-Tec	FAGYZ20HL	FAYTX20HL-PW			
	800	2019-07	Expedition	FAGYZ20HL	FAYTX20HL-PW			
	800	2022-04	Free Ride, Summit, Renegade	FAGYZ20HL	FAYTX20HL-PW			
	800	2017-04	GSX, MX Z	FAGYZ20HL	FAYTX20HL-PW			
	600	2022-19	Backcountry	FAGYZ20HL	FAYTX20HL-PW			
	600	2022-06	Expedition (SE), Skandic Summit, Sport	FAGYZ20HL	FAYTX20HL-PW			
	600	2022-10	Expedition SE	FAGYZ32HL	FAYIX30L-PW	CYIX30L-BS-PW		
	600	2022-04	Grand Touring, Renegade	FAGYZ20HL	FAYTX20HL-PW			

CC	Year	Model	Factory-Activated AGM High-Performance	Factor Activated AGM	Bottle Supply AGM	Conventional High-Performance	Conventional
Snowmobile Applications							
BRP – Ski-Doo (continued)							
600	2022-04	GSX, GTX, MX Z, Tundra	FAGYZ20HL	FAYTX20HL-PW			
600	2020-19	Skandic ACE	FAGYZ20HL	FAYTX20HL-PW			
600	2022-15	Skandic ACE, WT, SWT	FAGYZ32HL	FAYIX30L-PW	CYIX30L-BS-PW		
600	2022-04	Tundra MXZ, GSX	FAGYZ20HL	FAYTX20HL-PW			
550	2020-05	Expedition, Skandic, Tundra, Sport	FAGYZ20HL	FAYTX20HL-PW			
550	To 2014	Grand Touring, Renegade	FAGYZ20HL	FAYTX20HL-PW			
550	2014-07	GSX, GTX, MX Z	FAGYZ20HL	FAYTX20HL-PW			
300	2009-07	Skandic Tundra	FAGYZ20HL	FAYTX20HL-PW			
	2003	All 4-stroke		FAITX24HL	CITX24HL-BS		
	1998	All Models		FAITX24HL	CITX24HL-BS	I50-N18L-A	
	2003-99	CK3 Types		FAITX24HL	CITX24HL-BS	I50-N18L-A	
	2006-04	Elite	FAGYZ32HL	FAYIX30L-PW	CYIX30L-BS-PW		
	2001-99	ZX Types					
	2003-02	ZX Types	FAGYZ20HL	FAYTX20HL-PW	CYTX20HL-BS-PW		
Kawasaki							
	1982-78	All Models		FAITX24HL	CITX24HL-BS	I50-N18L-A	
Polaris							
850	2019	Rush Pro, SKS		FAITX20CH			
850	2022-19	Switchback, RMK, Indy, Matryx, Patriot Boost		FAITX20CH			
800	2016-14	Indy		FAITX20CH			
800	To 2010	RMK, Switchback	FAGYZ20HL	FAYTX20HL-PW	CYTX20HL-BS-PW		
800	2018-11	RMK, Switchback Rush		FAITX20CH			
800	2016	SKS		FAITX20CH			
800	2022-18	Titan SP, Adventure/XC		FAITX20CH			
750	2013-10	FS Wide Track		FAYIX30L-PW			
750	2010-06	FS, FST Wide Track	FAGYZ20HL	FAYTX20HL-PW	CYTX20HL-BS-PW		
750	2014-08	Turbo LX, IQ	FAGYZ20HL	FAYTX20HL-PW	CYTX20HL-BS-PW		
750	2010-06	Turbo Switchback, Turbo Dragon	FAGYZ20HL	FAYTX20HL-PW	CYTX20HL-BS-PW		
650	2022	Martyr, Indy, Nordic Pro, Switchback		FAITX20CH			
600	2022-14	Indy		FAITX20CH			
600	To 2008	IQ Touring		FAITX14AH	CITX14AH-BS		
600	2011-09	IQ, Switchback, RMK	FAGYZ20HL	FAYTX20HL-PW	CYTX20HL-BS-PW		
600	2019-10	Rush		FAITX20CH			
600	2010-09	Shift, Switchback, RMK	FAGYZ20HL	FAYTX20HL-PW	CYTX20HL-BS-PW		
600	2019-12	Switchback, RMK		FAITX20CH			
600	2022-14	Voyager		FAITX20CH			
600	2017-10	Wide Track		FAYIX30L-PW	CYIX30L-BS-PW		
600	2017-14	Wide Track		FAYIX30L-PW			
550	2022-14	Adventure, RMK		FAITX20CH			
550	2022-14	Indy, Voyager		FAITX20CH			
550	To 2013	IQ, LXT, Shift	FAGYZ20HL	FAYTX20HL-PW	CYTX20HL-BS-PW		
544	To 2009	Trail, Trail Touring		FAITX14AH	CITX14AH-BS	IB14A-A2	
500	2014-89	Wide Track		FAITX24HL	CITX24HL-BS	I50-N18L-A	
	1997-93	All EFI (RXL, 500 EFI)				IB9A-A	
	1993-85	All Electric Start Kits		FAITX24HL	CITX24HL-BS	I50-N18L-A	
	2005-94	All Electric Start Kits		FAITX14AH	CITX14AH-BS	IB14A-A2	
	2005-92	All Other Models		FAITX14AH	CITX14AH-BS	IB14A-A2	
	1991-84	Indy, Indy Trail		FAITX24HL	CITX24HL-BS	I50-N18L-A	
	1990-86	Sprint (Electric Start)					
Yamaha							
1049	2014-09	FX Nitro	FAGYZ20HL	FAYTX20HL-PW	CYTX20HL-BS-PW		
1049	2018-10	RS Vector	FAGYZ20HL	FAYTX20HL-PW	CYTX20HL-BS-PW		
1049	2022-09	RS Venture	FAGYZ20HL	FAYTX20HL-PW	CYTX20HL-BS-PW		
1049	2018-14	SR Viper	FAGYZ20H	FAITX20H	CITX20H-BS		
1049	2022-16	VK Professional II	FAGYZ20HL	FAYTX20HL-PW	CYTX20HL-BS-PW		
1000	2018-06	Apex	FAGYZ16H	FAITX14H	CITX14-BS		
1000	2007-06	Attak, GT	FAGYZ16H	FAITX14H	CITX14-BS		
1000	2014-06	RS1000S, GT, RS	FAGYZ20HL	FAYTX20HL-PW	CYTX20HL-BS-PW		
1000	2005-03	RX1000R RX (All Models)	FAGYZ20HL	FAYTX20HL-PW	CYTX20HL-BS-PW		
973	2007-05	Nyro	FAGYZ20HL	FAYTX20HL-PW	CYTX20HL-BS-PW		
973	2009-05	RS Vector	FAGYZ20HL	FAYTX20HL-PW	CYTX20HL-BS-PW		
973	2008-05	RS Venture	FAGYZ20HL	FAYTX20HL-PW	CYTX20HL-BS-PW		
973	2015-06	RS Viking Professional, VK Pro	FAGYZ20HL	FAYTX20HL-PW	CYTX20HL-BS-PW		
700	2005-02	SXV700ER SX Viper ER		FAITX24HL	CITX24HL-BS	I50-N18L-A	
700	2004-98	VT700 Venture 700		FAITX24HL	CITX24HL-BS	I50-N18L-A	
700	2000-99	VX700DX Vmax 700 Deluxe		FAITX24HL	CITX24HL-BS	I50-N18L-A	
700	2002-01	VX700ER Vmax 700 ER		FAITX24HL	CITX24HL-BS	I50-N18L-A	
700	1998	VX700XTCD Vmax 700 XTC Deluxe		FAITX24HL	CITX24HL-BS	I50-N18L-A	
600	2022-20	Transporter	FAGYZ20H	FAITX20H	CITX20H-BS		

Automotive & Light Truck
Automotrices y Camiones Livianos
Automobile et Camionnette

Heavy-Duty Truck
Camiones Para Servicio Pesado
Poids Lourd

Agriculture
Agricultura
Agriculture

Industrial
Industrial
Industrial

Lawn & Garden
Césped y Jardín
Jardin et Pelouse

Powersports
Vehículos Deportivos
Sports Motorisés

Reference
Referencia
Référence

	CC	Year	Model	Factory-Activated AGM High-Performance	Factor Activated AGM	Bottle Supply AGM	Conventional High-Performance	Conventional
Snowmobile Applications								
Yamaha (continued)								
Automotive & Light Truck Automotrices y Camiones Livianos Automobile et Camionnette	600	1998-97	VT600 Venture 600				IB16AL-A2	
	600	2006-99	VT600 Venture 600		FAITX24HL	CITX24HL-BS	IB16AL-A2	150-N18L-A
	600	2001-99	VX600DX Vmax 600 Deluxe		FAITX24HL	CITX24HL-BS	IB16AL-A2	150-N18L-A
	600	1996-94	VX600E/DX Vmax 600 LE/DX				IB16AL-A2	
	600	2003-02	VX600ER Vmax 600 ER		FAITX24HL	CITX24HL-BS	IB16AL-A2	150-N18L-A
	600	1998-97	VX600XTC Vmax 600 XTC				IB16AL-A2	
	570	1993-88	EX570E Exciter II LE, Deluxe				IB16AL-A2	
	540	1980-79	EC540 Excel		FAITX24HL	CITX24HL-BS	IB16AL-A2	150-N18L-A
	540	2022-18	VK540		FAITX24HL	CITX24HL-BS	IB16AL-A2	150-N18L-A
	540	2005-89	VK540E, II, III				IB16AL-A2	
Heavy-Duty Truck Camiones Para Servicio Pesado Poids Lourds	540	1990-85	XL540 XLV				IB16AL-A2	
	500	2018-07	Phazer	FAGYZ16H	FAITX14H	CITX14-BS		
	500	2001	PZ500DX Phazer 500 Deluxe				IB16AL-A2	
	500	2018-07	Venture Lite MP, RS	FAGYZ16H	FAITX14H	CITX14-BS		
	500	2001-97	VT500 Venture 500				IB16AL-A2	
	500	2000-99	VT500 Venture 500 XL				IB16AL-A2	
	500	2001-94	VX500E, FDX, ST Vmax				IB16AL-A2	
	480	1989-84	PZ480E Phazer Deluxe		FAITX14AHL	CITX14AHL-BS	IB14L-A2	12N14-3A
	480	1998-90	PZ480E Phazer II LE, SS		FAITX14AHL	CITX14AHL-BS	IB14L-A2	12N14-3A
	480	1993-92	VT480 Venture GT		FAITX14AHL	CITX14AHL-BS	IB14L-A2	12N14-3A
Agriculture Agrícola Agriculture	480	1997-91	VT480 Venture XL		FAITX14AHL	CITX14AHL-BS	IB14L-A2	12N14-3A
	480	1998	VT480TR Venture TR Electric		FAITX14AHL	CITX14AHL-BS	IB14L-A2	12N14-3A
	400	2023-21	Transporter Lite	FAGYZ20H	FAITX20H	CITX20H-BS		
	400	2023-21	Venom	FAGYZ20H	FAITX20H	CITX20H-BS		
	340	1998-89	CS340 Ovation Deluxe/LE		FAITX14AHL	CITX14AHL-BS	IB14L-A2	12N14-3A
	340	1988-81	EC340 Excel III		FAITX14AHL	CITX14AHL-BS	IB14L-A2	12N14-3A
	340	1979	ET340E Enticer		FAITX24HL	CITX24HL-BS	IB16AL-A2	150-N18L-A
	340	1980	ET340E Enticer		FAITX14AHL	CITX14AHL-BS	IB14L-A2	12N14-3A
	300	1990-86	CF300 Inviter				IB16AL-A2	
	200	2022-19	SXR2 Sno Scoot		FAITX7L	CITX7L-BS		
Industrial Industrial Industriel	125	1991-90	SV125E Sno-Sport		FAITX14AHL	CITX14AHL-BS	IB14L-A2	12N14-3A
	80	1990-88	SV80E Sno-Scoot				IB7L-B	12N7-3B
Lawn & Garden Césped y Jardín Jardin et Pelouse								
Powersports Vehículos Deportivos Sports Motorisés								
Reference Referencia Référence								

La Seguridad Primero

Advertencia de la Proposición 65



ADVERTENCIA: Los bornes y terminales de la batería, y los accesorios relacionados pueden exponerlo a sustancias químicas, incluidos el plomo y los compuestos de plomo, que según el estado de California podrían causar cáncer y defectos de nacimiento u otros daños reproductivos. Lávese las manos después de manipular la batería. Para obtener más información, visite www.P65Warnings.ca.gov.

Prácticas de Seguridad al Trabajar con Baterías

- Siempre utilice protección adecuada para los ojos y las manos.
- Mantenga las chispas, llamas y cigarrillos lejos de la batería.
- Nunca se incline sobre la batería durante el proceso de chequeo y carga.
- Asegúrese de que el área de trabajo esté bien ventilado.
- No inhale el vapor ácido.
- Mantenga las tapas de ventilación en su lugar.



Procedimientos de Seguridad para la Instalación de Baterías

- Recomendado: Use un suministro de alimentación de respaldo de 12 voltios al reemplazar la batería para evitar la pérdida de memoria de la computadora. Al usar la batería de respaldo, tenga precaución y cubra el cable positivo para evitar una descarga a tierra y posibles daños a la computadora.
- Desconecte primero el cable negativo (-) y luego el cable positivo (+).
- Limpie los terminales de la batería nueva con un cepillo de metal. Limpie los extremos de los cables de la batería con un cepillo de metal y un limpiador de baterías o una mezcla de bicarbonato de sodio y agua. Limpie cualquier suciedad de la bandeja de la batería que pueda perforar la parte inferior de la nueva batería.
- Instale la nueva batería en la misma posición que la anterior. Si la batería vieja tiene un envoltorio o material de blindaje, colóquelo en la batería nueva. Si el envoltorio falta o está dañado, reemplácelo con uno nuevo.
- Asegure la batería en la bandeja con el conjunto de sujeción. Reemplace cualquier pieza dañada o faltante. Conecte el cable positivo (+) de la batería con el polo positivo (+) de la batería y ajústelo; conecte el cable negativo (-) de la batería con el polo negativo (-) de la batería y ajústelo. Vea las especificaciones de ajuste abajo.
Polos para automotores: De 50 a 70 libras-pulgadas.
Terminales laterales: De 70 a 90 libras-pulgadas.
Espárragos roscados de $\frac{5}{16}$ " : De 100 a 120 libras-pulgadas.
Espárragos roscados de $\frac{3}{8}$ " : De 120 a 180 libras-pulgadas.

Medidas de Seguridad para el Cargo de Baterías

- Nunca intente cargar una batería sin antes revisar las instrucciones incluidas con el cargador.
- Mantenga las tapas de ventilación en su lugar.
- Apague el cargador y el temporizador antes de colocar los conectores a la batería, a fin de evitar chispas peligrosas.
- Para evitar una explosión, nunca cargue una batería que tenga daños visibles o que esté congelada.
- Coloque las conexiones del cargador a la batería: conexión roja positiva (+) al borne positivo (+) y conexión negra negativa (-) al borne negativo (-). Si la batería está en el vehículo, conecte el cable de puesta a tierra (por lo general el negativo (-)) al bloque del motor, lejos de la batería, para que sirva como tierra.
- Compruebe que las conexiones estén firmes.
- Ajuste el temporizador, encienda el cargador y aumente lentamente el índice de carga. ** Los cargadores automáticos tienen una tasa de carga prefijada y es posible que no tengan un interruptor de configuración de la corriente de carga (amperaje). Consulte al fabricante del cargador o el manual de instrucciones antes de iniciar el proceso de carga. **
- Si la batería se calienta al tacto o si sale electrolito, detenga la carga y deje que la batería se enfríe antes de continuar.
- Apague el cargador antes de quitar los conectores de la batería, a fin de evitar chispas peligrosas.

Peligro de Baterías Explosivas

Las baterías contienen ácido sulfúrico y pueden generar mezclas explosivas de hidrógeno. Las áreas de almacenamiento o de trabajo deben estar bien ventiladas y sin fuentes de ignición. Use siempre equipos de protección personal adecuados. Quite los tapones solo para verificar o agregar agua, y nunca cargue una batería que esté congelada.

Peligro del Ácido de las Baterías

Tenga mucho cuidado al manejar el electrolito, que es una solución de ácido sulfúrico y agua que puede dañar la ropa y la piel. Mantenga a mano una solución neutralizadora de ácidos, como bicarbonato de sodio.

- Utilice la protección adecuada en ojos, rostro y manos.
- Si salpica electrolito a un ojo, abra el ojo a la fuerza y enjuáguelo con agua limpia y fría por lo menos durante 15 minutos. Obtenga atención médica de inmediato.
- En caso de ingestión de electrolito, beba cantidades abundantes de agua o leche. NO induzca el vómito. Llame a un médico.
- Neutralice los derrames de electrolito con bicarbonato de sodio. Después de neutralizar, enjuague el vehículo o el área con agua.
- ¡Mezclar ácidos puede ser muy peligroso! No lo haga si no tiene el entrenamiento apropiado.

Mantenimiento de la Batería

¿Las baterías Interstate son libres de mantenimiento?

La línea de baterías húmedas convencionales para automóviles y comerciales de servicio pesado de Interstate son libres de mantenimiento en condiciones de funcionamiento normales.

¿Qué significa la frase "libres de mantenimiento" en las baterías húmedas convencionales?

Libre de mantenimiento significa que si la batería se usa en operaciones normales, no perderá una cantidad de agua excesiva; en definitiva, la batería tendrá electrolito para toda su vida útil. En términos técnicos, la batería tiene una baja evolución de gas. Por eso algunas baterías no tienen ni necesitan tapones extraíbles. Las que tienen tapones extraíbles también son libres de mantenimiento, pero puede realizarse si fuera necesario.

¿Debo hacerle algo a mi batería si es libre de mantenimiento?

Sí, no deberá agregarle agua, pero la caja, los terminales, los cables y los accesorios de sujeción de la batería se deberán limpiar periódicamente y ajustar adecuadamente. Si ve que la caja de la batería está agrietada y con filtraciones, reemplace la batería. Puede usar un cepillo de alambre y un limpiador de baterías, o bicarbonato de sodio y agua para neutralizar el ácido y limpiar la corrosión. No permita que la solución de limpieza ingrese a las celdas de la batería. Se puede usar un aerosol sellador de terminales de batería o grasa para temperaturas elevadas para evitar la corrosión en los terminales de la batería. Otro factor importante en el mantenimiento de la batería es la carga. Más información a continuación.

¿Qué condiciones hacen que una batería pierda más agua de lo normal?

Varios factores pueden hacer que una batería pierda agua más rápido de lo normal.

Temperaturas elevadas. Si vive en un clima cálido y la batería se encuentra en el compartimiento del motor, la batería sufrirá temperaturas muy elevadas que provocarán la pérdida de agua mucho más rápido. Por eso es importante reutilizar o reemplazar cualquier blindaje térmico instalado de fábrica para la batería.

Descargas profundas. La descarga profunda de una batería junto con la recarga harán que la batería pierda agua a un ritmo mayor.

Descargas y recargas frecuentes. Las descargas más frecuentes harán que se acelere la pérdida de agua.

Sobrecarga. Una batería que se sobrecarga de manera constante sufrirá una pérdida de agua acelerada.

Mantener la batería totalmente cargada es muy importante para la vida útil de la batería, por lo que elegir el cargador correcto minimizará la pérdida de agua y el daño por sobrecargas y cargas insuficientes.

Si necesito agregar agua, ¿qué tipo de agua uso y cuánta?

Es mejor agregar agua destilada porque no contiene minerales. Los minerales disueltos en el agua pueden hacer que la batería se degrade más rápido con el tiempo. Nunca agregue ácido, electrolito ni otras sustancias químicas, ya que esto anulará la garantía. El nivel de llenado máximo está a $\frac{1}{8}$ " por debajo de la parte inferior del respiradero. El nivel de electrolito mínimo está a 2" por encima de las placas. Si el nivel de agua está muy bajo y se necesita cargar la batería, agregue agua hasta la mitad entre el nivel de llenado mínimo y máximo, y luego cargue la batería. Después de cargar, vuelva a verificar el nivel del electrolito y agregue agua según sea necesario. El nivel del electrolito aumentará a medida que la batería se caliente. Si llena de más la batería hará que el electrolito se filtre por la ventilación y provocará corrosión en los terminales de la batería y los componentes circundantes.

¿Existen baterías que no sean libres de mantenimiento?

Sí, cualquier batería húmeda de ciclo profundo, de uso marino o para vehículos recreativos, de propósito doble o para carros de golf. Verifique y agregue agua destilada, de ser necesario. El nivel de electrolito mínimo está a $\frac{1}{2}$ " por encima de las placas y el máximo está de $\frac{1}{8}$ " a $\frac{1}{4}$ " por debajo de la parte inferior de los respiraderos. Verifique los niveles del electrolito cada dos o tres meses, o según sea necesario. Cuanto mayor sea la frecuencia de uso de la batería, más rápido caerán los niveles del electrolito.

¿Qué sucede si a una batería le queda poca agua?

Si el nivel de electrolito cae a la parte superior de las placas o por debajo, la batería fallará rápidamente y puede producirse una grave sulfatación, y en raros casos, puede explotar. Si una batería funciona con bajo nivel de agua, aumentará la concentración de ácido, lo que provocará una corrosión más rápida de la rejilla y la batería funcionará a mayor temperatura. El ácido en la parte superior de las placas se secará y formará cristales de sulfatación, lo que podría provocar un cortocircuito en esa celda.

Mantenimiento de la Batería

¿Qué sucede con las baterías de tejido de fibra de vidrio absorbente (AGM)?

Las baterías AGM son de libre mantenimiento por su propia naturaleza. La gasificación se combina dentro de la batería, por lo que no hay pérdida de agua en condiciones de funcionamiento normales. Si una batería se somete a una sobrecarga, ventilará esos gases, se secará y provocará que la batería falle de manera prematura. Como todas las baterías, las AGM deberán tener la caja, los terminales, los cables y los accesorios de sujeción limpios y se deberán apretar periódicamente.

¿Por qué es importante cargar la batería y qué es la sulfatación?

Las baterías de plomo ácido, como las húmedas convencionales, las de tipo AGM o las selladas de gel, deben mantenerse en un estado de carga del 100 % para que se mantengan en buenas condiciones y listas para usar. Si no se carga una batería por completo después de usarla o si queda descargada, se sulfatará. La sulfatación ocurre cuando el ácido sulfúrico del electrolito ingresa a las placas durante la descarga y se convierte en cristales porque la batería se mantuvo descargada. La condición puede ser difícil o imposible de revertir. Una batería sulfatada tendrá una capacidad reducida y un bajo rendimiento. Para evitar esta condición, cargue la batería después de usarla. Las baterías almacenadas deben cargarse cada 2 o 3 meses o se pueden mantener con carga de flote con un cargador inteligente multietapa.

¿Cómo reviso el estado de carga de mi batería?











Puede usar un voltímetro para medir el voltaje de circuito abierto (OCV) o un densímetro para medir la gravedad específica (SG) del electrolito si la batería tiene tapones extraíbles. Al medir el OCV, la batería debe haber estado en reposo por 24 horas antes de medir el voltaje para permitir que la carga superficial se disipe. Puede acelerar el proceso de quitar la carga superficial descargando la batería con 15 a 30 amperios por 30 segundos y luego deje que la batería descanse por 5 a 10 minutos para estabilizar el voltaje. Si hace esto, hará que la medición del OCV sea mucho más precisa. La SG es el método preferido para las baterías convencionales. Consulte el Paso 2 en la Verificación de batería en 4 pasos para baterías húmedas o de tipo AGM.

¿Cómo cargo mi batería?

Para que una batería esté bien cargada, deben darse tres condiciones básicas: voltaje de carga adecuado, cantidad adecuada de amperaje y tiempo suficiente para realizar el trabajo. El voltaje adecuado está determinado por la química de la batería (húmeda, AGM o sellada de gel). El fabricante de la batería especificará cuál debería ser la carga adecuada y los voltajes de flote. El amperaje adecuado estará determinado por la capacidad nominal en amperios-hora (Ah) de la batería. El 10 % de la capacidad nominal es el amperaje de una carga normal, mientras que el 15 % corresponde a una carga rápida. Si no se conoce la capacidad nominal de la batería, puede tomar la capacidad de reserva (RC) a 25 amperios y multiplicarla por 0,6 para obtener un valor aproximado de Ah a la tasa de 20 horas. Las baterías pequeñas para automóviles generalmente entran dentro del rango de 5 a 10 amperios, mientras que las baterías más grandes están en el rango de 10 a 15 amperios. Por último está el tiempo; si utiliza un cargador automático, entrará al estado de flote automáticamente al finalizar la carga. Si usa un cargador manual, deberá revisar la batería para ver cuando esté totalmente cargada.

Leyenda

BORNE:

	Tipo A (automotriz)
	Tipo DT: doble
	Tipo S: al lado
	Tipo A3: poste lápiz
	Tipo T: con tornillo
	Tipo M: marino
	Tipo UT: varilla roscada sobre borne auto (golf)
	Tipo UTL: varilla roscada sobre borne auto de perfil bajo (golf)
	Tipo Desplazamiento en S: borne auto con orificio horizontal (golf)
	Tipo X: L, tornillo y tuerca de bandera

LEYENDA DE NÚMERO DE PARTE:

DP	doble propósito (arranque/ciclo profundo)
ECL	número de ciclos y vida extremos
HD	servicio pesado
GC	carros de golf
LHD	servicio de transporte de larga distancia
MHD	servicio megapesado
Optima	Tapa Roja arranque, Tapa Amarilla ciclo profundo, Tapa Azul marina, A borne automotriz, D ciclo profundo, M marina, S borne de tornillo, U borne universal.
RD	servicio normal
SP	especial
SRM	arranque para recreación y marina
VHD	servicio muy pesado
XHD	servicio extrapesado

CAPACIDADES NOMINALES:

CCA	Cold Cranking Amps/Amperios de arranque en frío – potencia de arranque durante 30 segundos a 0° F (-17.7° C)
CA	Cranking Amps/Amperios de arranque – potencia de arranque durante 30 segundos a 32° F (0° C). Estos valores son solo aproximaciones y no deben confundirse con CCA.
RC	Reserve Capacity/Capacidad de reserva – Minutos durante los cuales una batería completamente cargada puede mantener el amperaje nominal 6 Volt: RC minutos de salida de 75-Amp salida a 80° F (26.6° C) hasta que el voltaje del terminal caiga a 5,25 V 8 Volt: RC minutos de salida de 56-Amp salida a 80° F (26.6° C) hasta que el voltaje del terminal caiga a 7 V 12 Volt: RC minutos de salida de 25-Amp salida a 80° F (26.6° C) hasta que el voltaje del terminal caiga a 10,5 V
EN	Norma europea: rendimiento de arranque en frío Norma europea (EN), incluida Comisión Electrotécnica Internacional*/Norma Británica (IEC/BS). Al igual que la prueba SAE, la prueba EN CCA se realiza a -18 °C (0 °F). Sin embargo, el requisito de la EN se divide en dos niveles, EN1 y EN2. EN1 – Se requiere que la batería alcance un voltaje de 7,5 V después de descargarse durante 10 segundos según la clasificación de la batería. Después de un descanso de 10 segundos, la batería se debe descargar aún más al 0,6 de la corriente original y debe completar 73 segundos en la segunda etapa. La batería debe estar por encima de 9 V a los 20 segundos de la descarga de la segunda etapa y debe estar a 6 V o más al final de la descarga de 73 segundos de la segunda etapa. La prueba EN2 es igual que la prueba EN1 excepto que el período de descarga de la segunda etapa a 6 V debe alcanzar 133 segundos. Esta prueba se utiliza para baterías de 12 V en vehículos comerciales y automóviles con motor diésel. La relación de la corriente de descarga para cumplir con ambos diseños está muy sujeta al diseño de la batería y puede variar de un fabricante a otro y de un diseño a otro. La relación entre las pruebas EN1 y EN2 es: EN2 = de 85 % a 92 % de EN1. La relación suele ser muy similar, aunque no exacta, a la clasificación SAE/BCI/JIS CCA. *Cortesía del Consejo Internacional de Baterías
Ah	Ampere Hour/Amperios hora – capacidad de almacenamiento eléctrico de 20 horas a 77° F (25° C) de una batería
MCA	Marine Cranking Amps/Corriente de arranque náutico – potencia de arranque durante 30 segundos a 32° F (0° C). Lectura estimada.


Diagramas cortesía de Battery Council International (BCI)

Revisión de Batería en 4 Pasos | Baterías de Plomo Ácido

Atención: La revisión de la batería es el primer paso en el diagnóstico del sistema eléctrico. Dado que una batería descargada puede ser un síntoma de un problema subyacente, revise también el sistema eléctrico del vehículo. Asegúrese de que todas las herramientas y probadores estén calibrados y den lecturas precisas.

PASO 1: Inspección Visual

1. Revise la caja exterior y reemplace la batería si tiene daños.
2. Verifique si hay corrosión en los terminales. Si está presente, límpiela.
3. Verifique los niveles de electrolitos y agregue agua destilada según sea necesario. El llenado mínimo es 1/2" por encima de las placas; el nivel máximo es 1/8" por debajo del fondo de los pozos de ventilación.
4. Lea el código de fecha en la caja exterior (los dos primeros dígitos) o la calcomanía para determinar la edad (mes y año) de la batería.



Febrero del 2018



ó 2/18

MES	A	B	C	D	E	F	G	H	I	J	K	L
	Ene	Feb	Mar	Abr	May	Jun	Jul	Ago	Sep	Oct	Nov	Dic
AÑO	4	5	6	7	8	9	0	1	2	3	4	5
	14	15	16	17	18	19	20	21	22	23	24	25

PASO 2: Estado de Carga

1. Si la batería tiene tapas de ventilación removibles, revise el estado de la carga con un hidrómetro. Si está sellada, revísela con un voltímetro.
2. Si el estado de la carga es por lo menos 75%, y/o la gravedad específica varía menos de 50 puntos entre celdas, continúe con el paso 3 (prueba de carga). Si hay más de 50 puntos de diferencia entre celdas, reemplace la batería.
3. Si el estado de la carga es menor que el 75%, cargue la batería.
4. Remueva la carga superficial de la batería, si ha sido cargada (cargador o alternador) inmediatamente antes de la prueba. Para quitar la carga superficial, aplique un descargo de 150 amperios durante 10 a 15 segundos o permita que la batería repose durante dos a tres horas.

Hidrómetro

Gravedad Específica = Estado de carga

1.285 = 100%
1.255 = 75%
1.225 = 50%
1.185 = 25%
1.140 = 0%

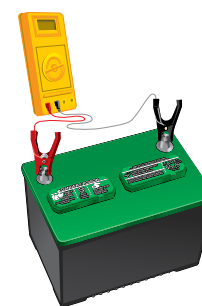
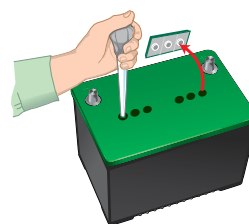
Vuelva a recargar si una o más celdas están por debajo del 75%

Voltímetro

Voltios = Estado de carga

12.84 = 100%
12.60 = 75%
12.41 = 50%
12.20 = 25%
12.01 = 0%

Recargar si está por debajo del 75%



PASO 3: Prueba de Carga

1. Aplique 1/2 de la clasificación CCA de la batería durante 15 segundos.
2. Si no está visible la clasificación CCA en la batería, consulte la especificación OE CCA en la sección *Aplicaciones de las baterías* de esta guía.
3. Compare los resultados con los resultados del voltaje nominal en la tabla de Voltaje Mínimo Contra la Temperatura mostrados en la siguiente tabla.
4. Las baterías con resultados de voltaje por debajo del mínimo no pasan la prueba de carga. Si la batería no supera la prueba de carga, continúe con el Paso 4.

Voltaje mínimo versus la temperatura de la batería

TEMP. DE LA BATERÍA	F	100°	90°	80°	70°	60°	50°	40°	30°	20°	10°	0°
	C	38°	32°	27°	21°	16°	10°	4°	-1°	-7°	-12°	-18°
VOLTIOS MÍNIMOS		9.9	9.8	9.7	9.6	9.5	9.4	9.3	9.1	8.9	8.7	8.5

PASO 4: Recuperación del Voltaje (aplica a la prueba de carga solamente)


1. Siga observando la recuperación del voltaje después de eliminar la carga.
2. Si la batería no se recupera hasta 12,60V (75% de carga) en el plazo de un minuto, recárguela y repita la prueba.
3. Si el voltaje de la batería, vuelve a 75% del estado de carga o más, reemplace la batería.

Revisión de Batería en 4 Pasos | Baterías AGM

Atención: La revisión de la batería es el primer paso en el diagnóstico del sistema eléctrico. Dado que una batería descargada puede ser un síntoma de un problema subyacente, revise también el sistema eléctrico del vehículo. Asegúrese de que todas las herramientas y probadores estén calibrados y den lecturas precisas.

PASO 1: Inspección Visual

1. Revise y reemplace las baterías con daños físicos en las terminales, cubierta, etc.
2. Verifique si hay corrosión en los terminales. Si está presente, límpiela.
3. Lea el código de fecha en la cubierta (dos primeros caracteres) o la etiqueta para determinar la edad (mes y año) de la batería.



Febrero del 2013



El ejemplo que se muestra es de una batería MTZ AGM. Otras impresiones de fecha de las baterías AGM pueden variar.

MES	A	B	C	D	E	F	G	H	I	J	K	L
	Ene	Feb	Mar	Abr	May	Jun	Jul	Ago	Sep	Oct	Nov	Dic
AÑO	4	5	6	7	8	9	0	1	2	3	4	5
	14	15	16	17	18	19	20	21	22	23	24	25

PASO 2: Estado de Carga

1. Recargue si el voltaje de la batería a circuito abierto (OCV) es inferior a 12,64V (aproximadamente el 75 % de la carga). Si el voltaje es de aproximadamente 10,5V, es posible que la batería esté demasiado descargada o tiene una celda en cortocircuito. Cargue la batería con precaución y vigíela cuidadosamente para detectar signos de sobrecalentamiento. Cargue la batería con un cargador de baterías de tipo paralelo o individual para baterías AGM o selladas.
2. Remueva la carga de superficial de la batería si la batería se ha cargado inmediatamente antes de la prueba, (aplique una carga de 150 amperios durante 15 segundos).
3. Si la batería se encuentra en o por encima de su valor OCV mínimo, proceda al Paso 3.

Voltímetro

Voltios = Estado de carga

12.88 = 100%


12.64 = 75%

12.39 = 50%

12.09 = 25%

11.80 = 0%

Recargar si está por debajo del 75%



PASO 3: Prueba de Carga

1. Aplique 1/2 de la carga CCA nominal, utilizando un probador de carga variable de pila de carbono, durante 15 segundos.
2. Si no tiene acceso al valor OE CCA nominal, refiérase al "OE CA" en la sección de Aplicaciones y cargue la batería usando 1/2 carga de la especificación OE.
3. Compare los resultados con los resultados del voltaje nominal en la tabla de Voltaje Mínimo Contra la Temperatura mostrados en la siguiente tabla.
4. Las baterías con resultados de voltaje por debajo del mínimo no pasan la prueba de carga. Si la batería no supera la prueba de carga, continúe con el Paso 4.

Voltaje mínimo versus la temperatura de la batería

TEMP. DE LA BATERÍA	F	100°	90°	80°	70°	60°	50°	40°	30°	20°	10°	0°
	C	38°	32°	27°	21°	16°	10°	4°	-1°	-7°	-12°	-18°
VOLTIOS MÍNIMOS		9.9	9.8	9.7	9.6	9.5	9.4	9.3	9.1	8.9	8.7	8.5

PASO 4: Recuperación del Voltaje (aplica a la prueba de carga solamente)

1. Continúe observando la recuperación después de eliminar la carga.
2. Si la batería no se recupera hasta 12,64V (75% de carga) en el plazo de un minuto, recárguela y repita la prueba.
3. Si el voltaje de la batería se recupera hasta o arriba de 12,65V, debe reemplazar la batería.

Especificaciones para Aplicaciones Automotrices

Grupo	Bornes Figuras BCI	Número de Parte	Capacidad	Garantía Meses Gratis Total de Años	Dimensiones (pulgadas)	Peso (libras)	Notas	Sustituciones del Grupo*
24		MTP-24	CCA 700 CA 875 RC 130	30 meses 6 años	L 11 A 6 7/8 AL 8 3/4	44		78DT ^{1B,6} 75DT ^{1C,6} 34 ^{1B} 25 ⁶ 26 ^{1D}
		MT-24	CCA 600 CA 750 RC 110	24 meses 5 años	L 10 1/4 A 6 7/8 AL 8 3/4	39		
		M-24	CCA 550 CA 685 RC 95	18 meses	L 10 1/4 A 6 13/16 AL 8 5/8	39		
		C24-XHD	CCA 575 CA 720 RC 130	18 meses	L 10 1/4 A 6 13/16 AL 8 5/8	41		
24F		MTX-24F	CCA 710 CA 885 RC 120 Ah 70	36 meses	L 10 15/16 A 6 13/16 AL 9	45	AGM (Absorbed Glass-Mat) Malla de fibra de vidrio absorbente	75DT ^{1C,6} 78DT ^{1B,6} 35 ⁶ 34R ^{1B} 26R ^{1D}
		MTX-24F-EFB	CCA 750 CA 935 RC 130 Ah 76	36 meses	L 10 3/16 A 6 3/4 AL 8 5/8	43	EFB (Enhanced Flooded Battery) Batería húmeda mejorada	
		MTP-24F	CCA 750 CA 940 RC 130	30 meses 6 años	L 11 A 6 7/8 AL 8 3/4	44		
		MT-24F	CCA 600 CA 750 RC 110	24 meses 5 años	L 10 1/4 A 6 7/8 AL 8 3/4	39		
		M-24FHC	CCA 700 CA 875 RC 130	18 meses	L 11 A 6 7/8 AL 8 3/4	42		
		M-24F	CCA 530 CA 660 RC 95	18 meses	L 10 3/4 A 6 13/16 AL 9	39		
25		MT-25	CCA 550 CA 690 RC 100	24 meses 5 años	L 9 A 6 7/8 AL 8 3/4	36		75DT ^{1C,6} 78DT ^{1B,6} 34 ^{1B,6} 24 ⁶ 26 ^{1D}
		M-25	CCA 550 CA 685 RC 100	18 meses	L 9 A 6 7/8 AL 8 3/4	36		
26		MT-26	CCA 525 CA 655 RC 85	24 meses 5 años	L 8 A 6 3/4 AL 7 3/4	29		75DT ⁶
		M-26	CCA 500 CA 625 RC 85	18 meses	L 8 3/16 A 6 13/16 AL 7 13/16	28		
26R		MT-26R	CCA 575 CA 675 RC 90	24 meses 5 años	L 8 1/4 A 6 3/4 AL 7 3/4	29		75DT ⁶
		M-26R	CCA 510 CA 635 RC 85	18 meses	L 8 3/16 A 6 13/16 AL 7 3/4	29		
27		MT-27	CCA 810 CA 1000 RC 140	24 meses 5 años	L 12 A 6 3/4 AL 8 7/8	49		78DT ^{1B,6} 34 ^{1B,6} 24 ⁶
		M-27	CCA 700 CA 875 RC 135	18 meses	L 12 1/16 A 6 13/16 AL 8 7/8	49		
27F		MTP-27F	CCA 710 CA 890 RC 165	30 meses 6 años	L 12 A 6 3/4 AL 8 7/8	49		24F ⁶ 34R ⁶
		M-27F	CCA 700 CA 875 RC 135	18 meses	L 12 1/16 A 6 13/16 AL 8 7/8	50		

Automotive & Light Truck
Automotrices y Camiones Livianos
Automobile et Camionette

Heavy-Duty Truck
Camiones Para Servicio Pesado
Poids Lourds

Agriculture
Agricultura
Agriculture

Industrial
Industrial

Lawn & Garden
Césped y Jardín
Jardin et Pelouse

Powersports
Vehículos Deportivos
Sports Motorisés

Reference
Referencia
Reference

Diagramas cortesía de Battery Council International (BCI) *SUSTITUCIONES: Para las notas al pie, consulte la página 468.

Especificaciones para Aplicaciones Automotrices

Grupo	Bornes Figuras BCI	Número de Parte	Capacidad	Garantía Meses Gratis Total de Años	Dimensiones (pulgadas)	Peso (libras)	Notas	Sustituciones del Grupo*
Automotive & Light Truck Automotrices y Camiones Livianos Automobile et Camionnette		MTZ-34	CCA 800 CA 1000 RC 125 Ah 63	48 meses	L 10 ^{13/16} A 6 ^{3/4} AL 7 ^{3/4}	47	AGM (Absorbed Glass-Mat) Malla de fibra de vidrio absorbente Incluye el adaptador de altura1	78DT ⁶ 75DT ⁶
		MTX-34	CCA 740 CA 925 RC 115 Ah 60	36 meses	L 10 ^{1/4} A 6 ^{13/16} AL 7 ^{3/4}	42	AGM (Absorbed Glass-Mat) Malla de fibra de vidrio absorbente	
		MTP-34	CCA 800 CA 1000 RC 110	30 meses 6 años	L 10 ^{1/4} A 6 ^{7/8} AL 7 ^{3/4}	38		
		MT-34	CCA 700 CA 875 RC 120	24 meses 5 años	L 10 ^{1/4} A 6 ^{7/8} AL 7 ^{3/4}	37		
		M-34HC	CCA 685 CA 855 RC 120	18 meses	L 10 ^{1/4} A 6 ^{13/16} AL 7 ^{7/8}	37		
		M-34	CCA 540 CA 675 RC 90	18 meses	L 10 ^{1/4} A 6 ^{13/16} AL 7 ^{7/8}	37		
Heavy-Duty Truck Camiones Para Servicio Pesado Poids Lourds		MTZ-34R	CCA 800 CA 1000 RC 125 Ah 62	48 meses	L 10 ^{13/16} A 6 ^{3/4} AL 7 ^{3/4}	47	AGM (Absorbed Glass-Mat) Malla de fibra de vidrio absorbente Incluye el adaptador de altura1	78DT ⁶ 26R ⁶
		MTX-35	CCA 650 CA 800 RC 100 Ah 55	36 meses	L 9 ^{1/16} A 6 ^{15/16} AL 8 ^{7/8}	42	AGM (Absorbed Glass-Mat) Malla de fibra de vidrio absorbente	75DT ^{1C,6} 78DT ^{1B,6} 24F ⁶ 34R ^{1B,6}
Agriculture Agrícola Agriculture		MTP-35	CCA 640 CA 800 RC 100	30 meses 6 años	L 9 A 6 ^{7/8} AL 8 ^{3/4}	38		
		MT-35	CCA 550 CA 690 RC 100	24 meses 5 años	L 9 A 6 ^{7/8} AL 8 ^{3/4}	32		
		M-35HC	CCA 540 CA 675 RC 100	18 meses	L 9 A 7 AL 8 ^{7/8}	35		
		M-35	CCA 450 CA 560 RC 80	18 meses	L 9 ^{1/16} A 7 AL 8 ^{7/8}	35		
Industrial Industrial Industriel		MT-36R	CCA 650 CA 810 RC 130	24 meses 5 años	L 10 ^{3/8} A 7 ^{1/4} AL 8 ^{7/8}	40		34R ^{1A} 58R
		Lawn & Garden Césped y Jardín Jardin et Pelouse		MT-40R	CCA 590 CA 740 RC 105	24 meses 5 años	L 10 ^{15/16} A 6 ^{7/8} AL 6 ^{7/8}	34
Powersports Vehículos Deportivos Sports Motorisés				MT-41	CCA 650 CA 810 RC 110	24 meses 5 años	L 11 ^{1/2} A 6 ^{7/8} AL 6 ^{5/8}	35

Diagramas cortesía de Battery Council International (BCI) *SUSTITUCIONES: Para las notas al pie, consulte la página 468.

Especificaciones para Aplicaciones Automotrices

Grupo	Bornes Figuras BCI	Número de Parte	Capacidad	Garantía Meses Gratis Total de Años	Dimensiones (pulgadas)	Peso (libras)	Notas	Sustituciones del Grupo*
42		MT-42	CCA 500 CA 625 RC 75	24 meses 5 años	L 9 5/8 A 7 AL 6 3/4	28		91 42
50		C50-XHD	CCA 600 CA 750 RC 108	18 meses	L 13 1/4 A 5 AL 8 3/4	44		
51		MT-51	CCA 500 CA 625 RC 85	24 meses 5 años	L 9 3/8 A 5 1/8 AL 8 7/8	28		45
		M-51	CCA 425 CA 530 RC 75	18 meses	L 9 3/8 A 5 1/8 AL 8 7/8	27		
51R		MTX-51R	CCA 435 CA 500 RC 75 Ah 41	36 meses	L 9 3/8 A 5 1/8 AL 8 3/4	29	AGM (Absorbed Glass-Mat) Malla de fibra de vidrio absorbente	
		MT-51R	CCA 500 CA 625 RC 85	24 meses 5 años	L 9 3/8 A 5 1/8 AL 8 7/8	28		
		M-51R	CCA 425 CA 530 RC 75	18 meses	L 9 3/8 A 5 AL 8 3/4	27		
56		MT-56	CCA 590 CA 740 RC 95	24 meses 5 años	L 10 A 6 AL 8 1/4	34	Incluye el adaptador de altura 1D	
58		MT-58	CCA 540 CA 675 RC 80	24 meses 5 años	L 9 1/2 A 7 1/4 AL 6 7/8	31		
		M-58	CCA 500 CA 625 RC 80	18 meses	L 10 1/16 A 7 3/16 AL 7	28		
58R		MT-58R	CCA 610 CA 765 RC 100	24 meses 5 años	L 9 1/2 A 7 1/4 AL 6 7/8	31		
59		MT-59	CCA 590 CA 740 RC 100	24 meses 5 años	L 10 1/16 A 7 5/8 AL 7 3/4	32		65 58

Automotive & Light Truck
Automotrices y Camiones Livianos
Automobile et Camionette

Heavy-Duty Truck
Camiones Para Servicio Pesado
Poids Lourd

Agriculture
Agrícola
Agriculture

Industrial
Industrial
Industrial

Lawn & Garden
Césped y Jardín
Jardin et Pelouse

Powersports
Vehículos Deportivos
Sports Motorisés

Reference
Referencia
Référence

Diagramas cortesía de Battery Council International (BCI) *SUSTITUCIONES: Para las notas al pie, consulte la página 468.

Especificaciones para Aplicaciones Automotrices

Grupo	Bornes Figuras BCI	Número de Parte	Capacidad	Garantía Meses Gratis Total de Años	Dimensiones (pulgadas)	Peso (libras)	Notas	Sustituciones del Grupo*
Automotive & Light Truck Automotrices y Camiones Livianos Automobile et Camionnette		MTZ-65	CCA 770 CA 965 RC 130 Ah 65	48 meses	L 11 ^{13/16} A 7 ^{3/16} AL 7 ^{3/8}	50	AGM (Absorbed Glass-Mat) Malla de fibra de vidrio absorbente	
		MTX-65	CCA 750 CA 935 RC 120 Ah 68	36 meses	L 12 ^{1/16} A 7 ^{9/16} AL 7 ^{7/16}	45	AGM (Absorbed Glass-Mat) Malla de fibra de vidrio absorbente	
		MTP-65HD	CCA 850 CA 1000 RC 150	30 meses 6 años	L 12 A 7 ^{1/2} AL 7 ^{1/2}	46		
		MTP-65	CCA 750 CA 1000 RC 140	30 meses 6 años	L 11 ^{3/4} A 7 ^{3/8} AL 7 ^{5/8}	45		
		MT-65	CCA 675 CA 845 RC 130	24 meses 5 años	L 12 A 7 ^{1/2} AL 7 ^{1/2}	41		
		M-65HC	CCA 850 CA 1000 RC 150	18 meses	L 11 ^{3/8} A 7 ^{1/2} AL 7 ^{1/2}	45		
		M-65	CCA 650 CA 810 RC 130	18 meses	L 12 A 7 ^{1/2} AL 7 ^{1/2}	42		
		C65-XHD	CCA 750 CA 940 RC 140	18 meses	L 12 A 7 ^{1/2} AL 7 ^{1/2}	46		
Heavy-Duty Truck Camiones Para Servicio Pesado Poids Lourds		MT-66	CCA 750 CA 940 RC 140	24 meses 5 años	L 12 ^{1/16} A 7 ^{9/16} AL 7 ^{11/16}	46		
		MTP-67R	CCA 400 CA 500 RC 65	30 meses 6 años	L 9 ^{1/8} A 6 ^{13/16} AL 6 ^{13/16}	25		
Agriculture Agrícola Agriculture		MTP-75	CCA 700 CA 875 RC 95	30 meses 6 años	L 9 A 7 ^{1/4} AL 7 ^{5/8}	32		
		MT-75	CCA 650 CA 810 RC 93	24 meses 5 años	L 9 A 7 ^{1/4} AL 7 ^{5/8}	33		75DT ⁶ 78DT ⁶ 70
		M-75	CCA 550 CA 685 RC 80	18 meses	L 9 ^{1/16} A 7 ^{1/4} AL 7 ^{5/8}	29		
Lawn & Garden Césped y Jardín Jardin et Pelouse		MTZ-75DT	CCA 715 CA 895 RC 90 Ah 50	48 meses	L 9 ^{7/16} A 7 AL 7 ^{15/16}	43	AGM (Absorbed Glass-Mat) Malla de fibra de vidrio absorbente	
		MTP-75DT	CCA 650 CA 810 RC 93	30 meses 6 años	L 9 ^{1/2} A 7 ^{1/4} AL 8 ^{3/8}	34		
		M-75DT	CCA 450 CA 560 RC 75	18 meses	L 9 ^{1/2} A 7 ^{1/4} AL 8 ^{3/8}	29		
Industrial Industriel Industriel								
Powersports Vehículos Deportivos Sports Motorisés								

Diagramas cortesía de Battery Council International (BCI) *SUSTITUCIONES: Para las notas al pie, consulte la página 468.

Especificaciones para Aplicaciones Automotrices

Grupo	Bornes Figuras BCI	Número de Parte	Capacidad	Garantía Meses Gratis Total de Años	Dimensiones (pulgadas)	Peso (libras)	Notas	Sustituciones del Grupo*
78		MTZ-78	CCA 800 CA 1000 RC 125 Ah 62	48 meses	L 10 ^{13/16} A 7 ^{1/8} AL 7 ^{5/16}	47	AGM (Absorbed Glass-Mat) Malla de fibra de vidrio absorbente	78DT ⁶ 75DT ⁶ 75 70
		MTX-78	CCA 740 CA 925 RC 115 Ah 55	36 meses	L 10 ^{1/4} A 7 ^{1/4} AL 7 ^{1/8}	42	AGM (Absorbed Glass-Mat) Malla de fibra de vidrio absorbente	
		MTP-78	CCA 800 CA 1000 RC 110	30 meses 6 años	L 10 ^{1/4} A 7 ^{1/4} AL 7 ^{3/8}	38		
		MT-78	CCA 700 CA 875 RC 120	24 meses 5 años	L 10 ^{1/4} A 7 ^{1/4} AL 7 ^{3/8}	37		
		M-78	CCA 680 CA 850 RC 120	18 meses	L 10 ^{1/4} A 7 ^{1/4} AL 7 ^{3/8}	37		
34/78DT		MTP-78DT	CCA 800 CA 1000 RC 115	30 meses 6 años	L 10 ^{5/16} A 6 ^{7/8} AL 7 ^{13/16}	41		34 34R 78
		M-78DT	CCA 780 CA 975 RC 115	18 meses	L 10 ^{1/4} A 6 ^{13/16} AL 7 ^{7/8}	39		
		C78DT-XHD	CCA 800 CA 1000 RC 115	18 meses	L 10 ^{5/16} A 6 ^{7/8} AL 7 ^{13/16}	40		
79		MT-79	CCA 840 CA 1050 RC 140	24 meses 5 años	L 12 ^{1/16} A 7 ^{1/16} AL 7 ^{3/8}	42		
85		MT-85	CCA 625 CA 780 RC 95	24 meses 5 años	L 9 ^{1/16} A 6 ^{13/16} AL 8	32		
86		MTP-86	CCA 650 CA 810 RC 95	30 meses 6 años	L 9 ^{1/16} A 6 ^{7/8} AL 8	32		75DT ⁶ 26 ⁶
		MT-86	CCA 525 CA 655 RC 90	24 meses 5 años	L 9 ^{1/16} A 6 ^{7/8} AL 8	31		
		M-86	CCA 520 CA 650 RC 90	18 meses	L 9 A 6 ^{3/4} AL 8	31		
96R		MTP-96R	CCA 590 CA 740 RC 95	30 meses 6 años	L 9 ^{1/2} A 6 ^{15/16} AL 6 ^{15/16}	30		
		M-96R	CCA 500 CA 625 RC 90	18 meses	L 9 ^{1/2} A 7 AL 7	30		

Automotive & Light Truck
Automotrices y Camiones Livianos
Automobile et Camionette

Heavy-Duty Truck
Camiones Para Servicio Pesado
Poids Lourds

Agriculture
Agricultura
Agriculture

Industrial
Industrial
Industrial

Lawn & Garden
Césped y Jardín
Jardin et Pelouse

Powersports
Vehículos Deportivos
Sports Motorisés

Reference
Referencia
Référence

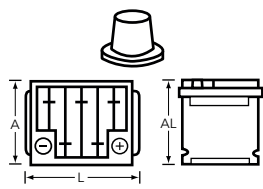
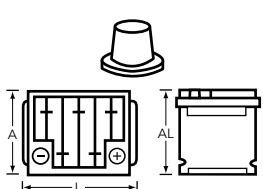
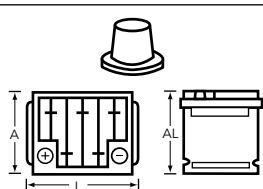
Diagramas cortesía de Battery Council International (BCI) *SUSTITUCIONES: Para las notas al pie, consulte la página 468.

Especificaciones para Aplicaciones Automotrices

Grupo	Bornes Figuras BCI	Número de Parte	Capacidad	Garantía Meses Gratis Total de Años	Dimensiones (pulgadas)	Peso (libras)	Notas	Sustituciones del Grupo*
Automotive & Light Truck Automotrices y Camiones Livianos Automobile et Camionnette		MT-101	CCA 650 CA 810 RC 110	24 meses 5 años	L 10 1/4 A 7 1/16 AL 6 11/16	36		
Heavy-Duty Truck Camiones Para Servicio Pesado Poids Lourds		MT-121R	CCA 600 CA 750 RC 100	24 meses 5 años	L 9 3/8 A 5 1/8 AL 8 7/8	31		
Agriculture Agrícola Agriculture		MT-124	CCA 700 CA 875 RC 120	24 meses 5 años	L 10 3/8 A 7 AL 8 5/8	40		
Industrial Industriel Industriel		MTP-124R	CCA 700 CA 875 RC 120	30 meses 6 años	L 10 3/8 A 7 AL 8 5/8	39		
		M-124R	CCA 675 CA 840 RC 120	18 meses	L 10 3/8 A 7 AL 8 5/8	40		
Lawn & Garden Césped y Jardín Jardin et Pelouse		MTP-151R	CCA 370 CA 465 RC 57	30 meses 6 años	L 7 7/16 A 4 15/16 AL 8 7/8	23		
Powersports Vehículos Deportivos Sports Motorisés		MTP-H4	CCA 480 CA 585 RC 74 Ah 52	30 meses 6 años	L 10 A 6 7/8 AL 7 1/2	35		

Diagramas cortesía de Battery Council International (BCI) *SUSTITUCIONES: Para las notas al pie, consulte la página 468.

Especificaciones para Aplicaciones Automotrices

Grupo	Bornes Figuras BCI	Número de Parte	Capacidad	Garantía Meses Gratis Total de Años	Dimensiones (pulgadas)	Peso (libras)	Notas	Sustituciones del Grupo*
H5 (47) 		MTZ-47/H5	CCA 650 CA 800 RC 105 Ah 62	48 meses	L 9 1/2 A 6 7/8 AL 7 1/2	42	AGM (Absorbed Glass-Mat) Malla de fibra de vidrio absorbente	
		MTX-47/H5	CCA 650 CA 750 RC 100 Ah 60	36 meses	L 9 9/16 A 6 15/16 AL 7 1/2	39	AGM (Absorbed Glass-Mat) Malla de fibra de vidrio absorbente	
		MTX-47/H5-EFB	CCA 650 CCA 810 RC 110 Ah 61	36 meses	L 9 1/2 A 6 7/8 AL 7 1/2	38	EFB (Enhanced Flooded Battery) Batería húmeda mejorada	
		MT-47/H5	CCA 650 CA 810 RC 100 Ah 54	24 meses 5 años	L 9 9/16 A 6 15/16 AL 7 1/2	33		
		M-47/H5	CCA 630 CA 785 RC 100 Ah 54	18 meses	L 9 9/16 A 6 15/16 AL 7 1/2	33		
H6 (48) 		MTZ-48/H6	CCA 730 CA 915 RC 130 Ah 70	48 meses	L 10 15/16 A 6 7/8 AL 7 1/2	48	AGM (Absorbed Glass-Mat) Malla de fibra de vidrio absorbente	
		MTX-48/H6	CCA 760 CA 950 RC 120 Ah 70	36 meses	L 10 15/16 A 6 7/8 AL 7 1/2	45	AGM (Absorbed Glass-Mat) Malla de fibra de vidrio absorbente	
		MTX-48/H6-EFB	CCA 750 CA 935 RC 120 Ah 74	36 meses	L 11 A 6 7/8 AL 7 1/2	42	EFB (Enhanced Flooded Battery) Batería húmeda mejorada	
		MTP-48/H6	CCA 750 CA 910 RC 115 Ah 70	30 meses 6 años	L 11 A 6 15/16 AL 7 1/2	39		
		MT-48/H6	CCA 700 CA 770 RC 95 Ah 50	24 meses 5 años	L 10 15/16 A 6 7/8 AL 7 1/2	35		
		M-48/H6	CCA 700 CA 760 RC 95 Ah 50	18 meses	L 10 7/8 A 6 15/16 AL 7 1/2	35		
H6R (148) 		MTP-H6R	CCA 600 CA 750 RC 110 Ah 74	30 meses 6 años	L 11 A 6 7/8 AL 7 3/8	48		

Automotive & Light Truck
Automotrices y Camiones Livianos
Automobile et Camionette

Heavy-Duty Truck
Camiones Para Servicio Pesado
Poids Lourd

Agriculture
Agricultura

Industrial
Industrial

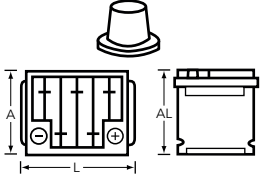
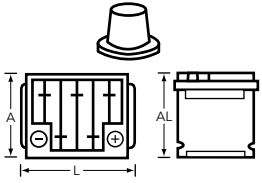
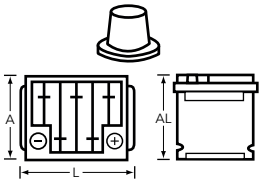

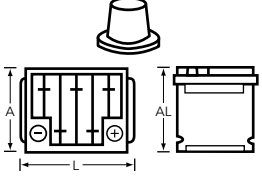
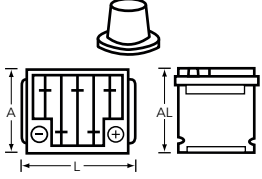
Lawn & Garden
Césped y Jardín
Jardin et Pelouse

Powersports
Vehículos Deportivos
Sports Motorisés

Reference
Referencia
Référence

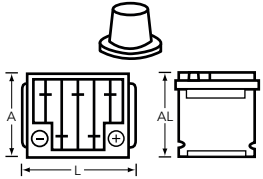
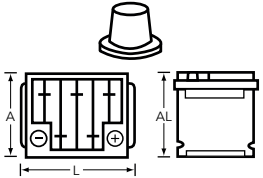
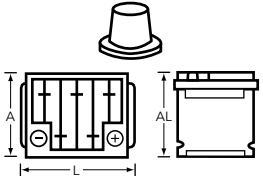
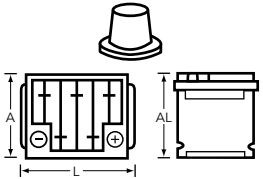
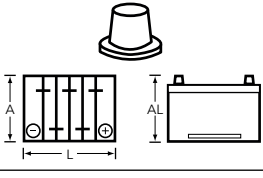
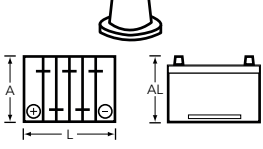
Diagramas cortesía de Battery Council International (BCI) *SUSTITUCIONES: Para las notas al pie, consulte la página 468.

Especificaciones para Aplicaciones Automotrices

Grupo	Bornes Figuras BCI	Número de Parte	Capacidad	Garantía Meses Gratis Total de Años	Dimensiones (pulgadas)	Peso (libras)	Notas	Sustituciones del Grupo*
Automotive & Light Truck Automotrices y Camiones Livianos Automobile et Camionnette		MTZ-94R/H7	CCA 840 CA 1000 RC 155 Ah 80	48 meses	L 12 ^{3/8} A 6 ^{7/8} AL 7 ^{1/2}	55	AGM (Absorbed Glass-Mat) Malla de fibra de vidrio absorbente	
		MTX-94R/H7	CCA 850 CA 1000 RC 140 Ah 80	36 meses	L 12 ^{3/8} A 6 ^{7/8} AL 7 ^{1/2}	52	AGM (Absorbed Glass-Mat) Malla de fibra de vidrio absorbente	
		MTP-94R/H7	CCA 800 CA 985 RC 130 Ah 80	30 meses 6 años	L 12 ^{3/8} A 6 ^{7/8} AL 7 ^{1/2}	43		
		M-94R/H7	CCA 750 CA 935 RC 130 Ah 80	18 meses	L 12 ^{7/16} A 6 ^{15/16} AL 7 ^{1/2}	43		
Heavy-Duty Truck Camiones Para Servicio Pesado Poids Lourds		MTZ-49/H8	CCA 950 CA 1100 RC 160 Ah 94	48 meses	L 13 ^{7/8} A 6 ^{7/8} AL 7 ^{1/2}	63	AGM (Absorbed Glass-Mat) Malla de fibra de vidrio absorbente	
		MTX-49/H8	CCA 900 CA 1000 RC 160 Ah 95	36 meses	L 13 ^{15/16} A 6 ^{7/8} AL 7 ^{1/2}	59	AGM (Absorbed Glass-Mat) Malla de fibra de vidrio absorbente	
		MTP-49/H8	CCA 730 CA 910 RC 175 Ah 100	30 meses 6 años	L 13 ^{15/16} A 6 ^{7/8} AL 7 ^{1/2}	50		
		MT-49/H8	CCA 900 CA 1000 RC 150 Ah 80	24 meses 5 años	L 13 ^{15/16} A 6 ^{15/16} AL 7 ^{1/2}	48		
		M-49/H8	CCA 850 CA 1000 RC 150 Ah 80	18 meses	L 13 ^{15/16} A 6 ^{15/16} AL 7 ^{1/2}	48		
Agriculture Agrícola Agriculture		MTX-95R/H9	CCA 950 CA 1000 RC 190 Ah 100	36 meses	L 15 ^{9/16} A 6 ^{15/16} AL 7 ^{1/2}	65	AGM (Absorbed Glass-Mat) Malla de fibra de vidrio absorbente	
		MTP-95R/H9	EN 950 CA 1000 RC 180 Ah 110	30 meses 6 años	L 15 ^{9/16} A 6 ^{15/16} AL 7 ^{1/2}	64		
Industrial Industrial Industriel		MTX-AUX14	Ah 12	12 meses	L 5 ^{7/8} A 3 ^{7/16} AL 5 ^{3/4}	11	AGM (Absorbed Glass-Mat) Malla de fibra de vidrio absorbente	
		MTX-AUX12	Ah 10	12 meses	L 5 ^{7/8} A 3 ^{7/16} AL 5 ^{1/8}	9	AGM (Absorbed Glass-Mat) Malla de fibra de vidrio absorbente	
Lawn & Garden Césped y Jardín Jardin et Pelouse		MTP-T4	CCA 470 CA 585 RC 70	30 meses 6 años	L 8 ^{1/8} A 6 ^{7/8} AL 6 ^{7/8}	27		
		MTP-90/T5	CCA 600 CA 750 RC 90 Ah 56	30 meses 6 años	L 9 ^{9/16} A 6 ^{15/16} AL 6 ^{15/16}	32		47 ⁶
Powersports Vehículos Deportivos Sports Motorisés								

Diagramas cortesía de Battery Council International (BCI) *SUSTITUCIONES: Para las notas al pie, consulte la página 468.

Especificaciones para Aplicaciones Automotrices

Grupo	Bornes Figuras BCI	Número de Parte	Capacidad	Garantía Meses Gratis Total de Años	Dimensiones (pulgadas)	Peso (libras)	Notas	Sustituciones del Grupo*
T6 (91)		MT-91/T6	EN 600 Ah 60	24 meses 5 años	L 10 ^{15/16} A 6 ^{7/8} AL 6 ^{7/8}	37		
T7 (92)		MT-92/T7	EN 720 Ah 80	24 meses 5 años	L 12 ^{3/8} A 6 ^{7/8} AL 6 ^{7/8}	45		
T8 (93)		MT-93/T8	EN 800 Ah 90	24 meses 5 años	L 13 ^{15/16} A 6 ^{7/8} AL 6 ^{7/8}	51		
V4 (102R)		MTP-V4	EN 520 Ah 35	30 meses 6 años	L 8 ^{1/8} A 6 ^{7/8} AL 5 ^{5/16}	24		
46A24L		MT-MX-5	CCA 370 CA 465 RC 45	24 meses 5 años	L 7 ^{1/2} A 5 AL 6 ^{1/2}	21		
46B24R		MTX-S46B24R	CCA 410 CA 510 RC 75	36 meses	L 9 ^{5/16} A 5 ^{1/16} AL 8 ^{15/16}	29	AGM (Absorbed Glass-Mat) Malla de fibra de vidrio absorbente	

Automotive & Light Truck
Automotrices y Camiones Livianos
Automobile et Camionette

Heavy-Duty Truck
Camiones Para Servicio Pesado
Poids Lourd

Agriculture
Agrícola
Agriculture

Industrial
Industrial
Industrial

Lawn & Garden
Césped y Jardín
Jardin et Pelouse

Powersports
Vehículos Deportivos
Sports Motorisés

Reference
Referencia
Référence

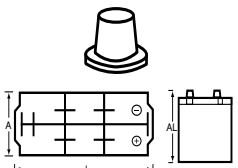
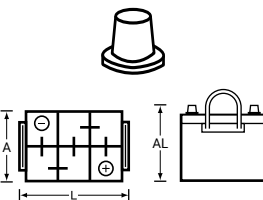
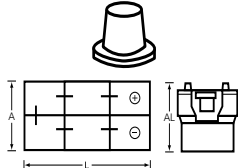
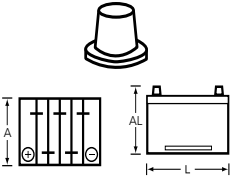
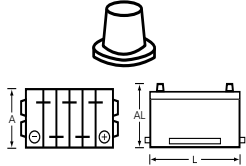
Diagramas cortesía de Battery Council International (BCI) *SUSTITUCIONES: Para las notas al pie, consulte la página 468.

Especificaciones para Aplicaciones Comerciales

Grupo	Bornes Figuras BCI	Número de Parte	Voltios	Capacidad	Garantía Meses Gratis	Dimensiones (pulgadas)	Peso (lbs)	Notas y Sustituciones*
1 (8V)		1-8V-VHD	8	CCA 360 CA 430 RC 110	6 meses	L 9 A 6 ⁷ / ₈ AL 8 ³ / ₄	33	
1		1-VHD	6	CCA 640 CA 750 RC 160 Ah 93	6 meses	L 9 A 7 AL 8 ³ / ₄	31	
2		2-XHD	6	CCA 625 CA 750 RC 160 Ah 87	6 meses	L 10 ⁵ / ₁₆ A 7 AL 8 ³ / ₄	37	Sust.: Grupo 16
3EE		3EE-VHD	12	CCA 370 CA 440 RC 100 Ah 58	6 meses	L 19 ¹ / ₄ A 4 ³ / ₈ AL 8 ³ / ₄	44	
3EH		3EH-VHD	6	CCA 850 CA 1020 RC 280 Ah 140	6 meses	L 19 ¹ / ₄ A 4 ⁵ / ₁₆ AL 10	51	Anclaje adhesivo
3ET		3ET-VHD	12	CCA 460 CA 550 RC 120 Ah 70	6 meses	L 19 ¹ / ₄ A 4 ³ / ₈ AL 9 ³ / ₄	50	Sust.: Grupo 3EE6
4		4-XHD	6	CCA 1000 CA 1250 RC 295	6 meses	L 12 ³ / ₄ A 7 ¹ / ₈ AL 9 ¹ / ₈	50	
4D		4D-XHD	12	CCA 1000 CA 1250 RC 295	6 meses	L 20 ³ / ₄ A 8 ¹ / ₄ AL 9 ⁵ / ₈	97	Anclaje adhesivo
		4D-AGMX	12	CCA 1300 CA 1625 RC 370 Ah 170	36 meses	L 20 ³ / ₈ A 8 ³ / ₄ AL 8 ⁹ / ₁₆	117	AGM (Absorbed Glass-Mat) Malla de fibra de vidrio absorbente Ciclo profundo o arranque Ciclo alto

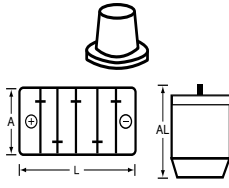
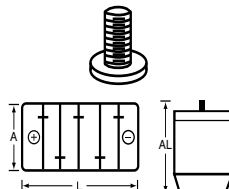
Diagramas cortesía de Battery Council International (BCI) *SUSTITUCIONES: Para las notas al pie, consulte la página 468.

Especificaciones para Aplicaciones Comerciales

Grupo	Bornes Figuras BCI	Número de Parte	Voltios	Capacidad	Garantía Meses Gratis	Dimensiones (pulgadas)	Peso (lbs)	Notas y Sustituciones*
4DLT		4DLT-VHD	12	CCA 860 CA 1075 RC 235	6 meses	L 20 A 8 1/8 AL 8	87	Anclaje adhesivo
6TL		6TL	12	CCA 825 CA 215	6 meses	L 11 A 10 1/2 AL 9	70	Ciclo profundo
8D		8D-XHD	12	CCA 1155 CA 1445 RC 380	6 meses	L 20 3/4 A 11 AL 9 5/8	124	Anclaje adhesivo Sust.: Grupo 4D6
		8D-MHD	12	CCA 1400 CA 1750 RC 450	6 meses	L 20 3/4 A 11 AL 9 5/8	132	Anclaje adhesivo Sust.: Grupo 4D6
		8D-AGMX	12	CCA 1500 CA 1875 RC 475 Ah 220	36 meses	L 20 3/8 A 10 7/8 AL 8 7/8	143	AGM (Absorbed Glass-Mat) Malla de fibra de vidrio absorbente Ciclo profundo o arranque Ciclo alto
29H/30H		29H-VHD	12	CCA 660 CA 825 RC 160	18 meses	L 13 A 6 3/4 AL 9 3/8	52	Anclaje adhesivo
29NF		29NF-VHD	12	CCA 420 CA 525 RC 77	6 meses	L 13 A 5 1/2 AL 9	38	

Automotive & Light Truck
Automotrices y Camiones Livianos
Automobile et CamionetteHeavy-Duty Truck
Camiones Para Servicio Pesado
Poids LourdAgriculture
Agrícola
AgricultureIndustrial
Industrial
IndustrialLawn & Garden
Césped y Jardín
Jardin et PelousePowersports
Vehículos Deportivos
Sports MotorisésReference
Referencia
Référence

Especificaciones para Aplicaciones Comerciales

Grupo	Bornes Figuras BCI	Número de Parte	Voltios	Capacidad	Garantía Meses Gratis	Dimensiones (pulgadas)	Peso (lbs)	Notas y Sustituciones*
31A		31P-VHD	12	CCA 660 CA 825 RC 160	18 meses	L 13 A 6 ^{13/16} AL 9 ^{17/16}	53	Anclaje adhesivo
		31P-ECL	12	CCA 700 CA 875 RC 190 Ah 104	18 meses	L 13 A 6 ^{3/4} AL 9 ^{3/8}	61	Anclaje adhesivo Ciclo alto
		31P-LHD	12	CCA 750 CA 940 RC 180	18 meses	L 13 A 6 ^{3/4} AL 9 ^{3/8}	57	Anclaje adhesivo
		31P-HD	12	CCA 925 CA 1110 RC 180 Ah 104	18 meses	L 13 A 6 ^{13/16} AL 9 ^{7/16}	58	Anclaje adhesivo
		31P-MHD	12	CCA 950 CA 1190 RC 195	18 meses	L 13 A 6 ^{3/4} AL 9 ^{3/8}	60	Anclaje adhesivo
31T		31P-AGM7	12	CCA 925 CA 1155 RC 200 Ah 100	36 meses	L 13 A 6 ^{3/4} AL 9 ^{3/8}	70	AGM (Absorbed Glass-Mat) Malla de fibra de vidrio absorbente Ciclo profundo o arranque Ciclo alto
		31-VHD	12	CCA 660 CA 825 RC 160	18 meses	L 13 A 6 ^{3/4} AL 9 ^{3/8}	53	Anclaje adhesivo
		31-ECL	12	CCA 700 CA 875 RC 190	18 meses	L 13 A 6 ^{3/4} AL 9 ^{3/8}	61	Anclaje adhesivo Ciclo alto
		31-LHD	12	CCA 750 CA 940 RC 180	18 meses	L 13 A 6 ^{3/4} AL 9 ^{3/8}	57	Anclaje adhesivo
		31-HD	12	CCA 925 CA 1110 RC 180 Ah 104	18 meses	L 13 A 6 ^{13/16} AL 9 ^{7/16}	58	Anclaje adhesivo
		31-MHD	12	CCA 950 CA 1190 RC 195	18 meses	L 13 A 6 ^{3/4} AL 9 ^{3/8}	60	Anclaje adhesivo
		31-XHD	12	CCA 1000 CA 1250 RC 195	18 meses	L 13 A 6 ^{3/4} AL 9 ^{3/8}	61	Anclaje adhesivo
		31-AGMX	12	CCA 1150 CA 1440 RC 205 Ah 100	36 meses	L 13 A 6 ^{3/4} AL 9 ^{3/8}	78	AGM (Absorbed Glass-Mat) Malla de fibra de vidrio absorbente Ciclo profundo o arranque Ciclo alto
		31-AGM7	12	CCA 925 CA 1155 RC 200 Ah 100	36 meses	L 13 A 6 ^{3/4} AL 9 ^{3/8}	70	AGM (Absorbed Glass-Mat) Malla de fibra de vidrio absorbente Ciclo profundo o arranque Ciclo alto
		31-AGM5	12	CCA 925 CA 1110 RC 200 Ah 100	36 meses	L 13 A 6 ^{3/4} AL 9 ^{3/8}	60	AGM (Absorbed Glass-Mat) Malla de fibra de vidrio absorbente Ciclo profundo o arranque Ciclo alto

Diagramas cortesía de Battery Council International (BCI) *SUSTITUCIONES: Para las notas al pie, consulte la página 468.

Especificaciones para Aplicaciones Marinas/Vehículos Recreativos

Grupo	Bornes Figuras BCI	Número de Parte	Voltios	Capacidad	Garantía Meses Gratis	Dimensiones (pulgadas)	Peso (lbs)	Notas
4DMDC		SRM-4D	12	CCA 1314 MCA 1645 RC 390 Ah 195	6 meses	L 21 A 8 1/4 AL 10 3/8	117	Ciclo profundo o arranque Anclaje adhesivo
24MDP		24M-AGM-A	12	CCA 750 MCA 940 RC 140 Ah 70	24 meses	L 10 1/4 A 6 13/16 AL 8 7/8	45	AGM (Absorbed Glass-Mat) Malla de fibra de vidrio absorbente Ciclo profundo o arranque Ciclo alto
24MDP		HD24-DP	12	CCA 405 MCA 505 RC 100 Ah 64	12 meses	L 11 A 6 7/8 AL 9	41	Ciclo profundo o arranque
24MDC		24M-EFB	12	CCA 590 MCA 700 RC 140 Ah 77	24 meses	L 10 1/4 A 6 13/16 AL 8 11/16	46	EFB (Enhanced Flooded Battery) Batería húmeda mejorada Ciclo profundo
		SRM-24	12	CCA 550 MCA 690 RC 140 Ah 81	12 meses	L 11 A 6 7/8 AL 9	46	Ciclo profundo o arranque
24MS		24M-XHD	12	CCA 800 MCA 1000 RC 135	12 meses	L 11 A 6 7/8 AL 9	45	Solo arranque
		24M-HD	12	CCA 500 MCA 625 RC 95	12 meses	L 11 A 6 7/8 AL 9	39	
		24M-RD	12	CCA 400 MCA 500 RC 75	12 meses	L 11 A 6 7/8 AL 9	37	
27MDP		27M-AGM	12	CCA 850 MCA 975 RC 182 Ah 85	36 meses	L 12 7/16 A 5 3/4 AL 8 7/8	59.7	AGM (Absorbed Glass-Mat) Malla de fibra de vidrio absorbente Ciclo profundo o arranque Ciclo alto
27MDC		27M-EFB	12	CCA 675 MCA 800 RC 160 Ah 90	24 meses	L 12 3/4 A 6 3/4 AL 9 1/2	50	EFB (Enhanced Flooded Battery) Batería húmeda mejorada Ciclo profundo
		SRM-27	12	CCA 600 MCA 750 RC 160 Ah 88	12 meses	L 12 3/4 A 6 3/4 AL 9	50	Ciclo profundo o arranque
27MS		27M-XHD	12	CCA 800 MCA 1000 RC 182	12 meses	L 12 3/4 A 6 3/4 AL 9	52	Solo arranque
31MDP		31M-AGM	12	CCA 925 MCA 1155 RC 200 Ah 100	36 meses	L 13 A 6 13/16 AL 9 7/16	72	AGM (Absorbed Glass-Mat) Malla de fibra de vidrio absorbente
		31M-AGM-A	12	CCA 825 MCA 1030 RC 200 Ah 100	24 meses	L 13 A 6 13/16 AL 9 7/16	64	Ciclo profundo o arranque Ciclo alto

Automotive & Light Truck
Automotrices y Camiones Livianos
Automobile et Camionette

Heavy-Duty Truck
Camiones Para Servicio Pesado
Poids Lourds

Agriculture
Agricultura
Agriculture

Industrial
Industrial
Industrial

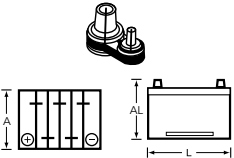
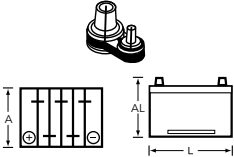
Lawn & Garden
Césped y Jardín
Jardin et Pelouse

Powersports
Vehículos Deportivos
Sports Motorisés

Reference
Referencia
Reference

Diagramas cortesía de Battery Council International (BCI) *SUSTITUCIONES: Para las notas al pie, consulte la página 468.

Especificaciones para Aplicaciones Marinas/Vehículos Recreativos

Grupo	Bornes Figuras BCI	Número de Parte	Voltios	Capacidad	Garantía Meses Gratis	Dimensiones (pulgadas)	Peso (lbs)	Notas
Automotive & Light Truck Automotrices y Camiones Livianos Automobile et Camionnette		SRM-31	12	CCA 675 MCA 845 RC 210 Ah 98	12 meses	L 13 A 6 3/4 AL 9 5/8	60	Ciclo profundo o arranque
Heavy-Duty Truck Camiones Para Servicio Pesado Poids Lourd		34M-AGM	12	CCA 800 MCA 1000 RC 125 Ah 62	36 meses	L 10 13/16 A 6 3/4 AL 7 7/8	48	AGM (Absorbed Glass-Mat) Malla de fibra de vidrio absorbente Ciclo profundo o arranque

Agriculture
Agrícola
Agriculture

Industrial
Industrial
Industriel

Lawn & Garden
Césped y Jardín
Jardin et Pelouse

Powersports
Vehículos Deportivos
Sports Motorisés

Reference
Referencia
Référence

Diagramas cortesía de Battery Council International (BCI) *SUSTITUCIONES: Para las notas al pie, consulte la página 468.

Especificaciones para Aplicaciones de Césped y Jardín

Grupo	Bornes Figuras BCI	Número de Parte	Voltios	Capacidad	Garantía Meses Gratis	Dimensiones (pulgadas)	Peso (lbs)	Notas y Sustituciones*
22F		SP-22F	12	CCA 450 CA 560 RC 75	6 meses	L 9 ³ / ₈ A 6 ⁷ / ₈ AL 8 ¹ / ₈	31	Solo arranque
22NF		SP-22NF	12	CCA 500 CA 625 RC 75	6 meses	L 9 ³ / ₈ A 5 ¹ / ₂ AL 8 ³ / ₄	28	Solo arranque Subst.: Grupo 51R
45		SP-45	12	CCA 480 CA 600 RC 74	6 meses	L 9 ⁷ / ₁₆ A 5 ¹ / ₂ AL 8 ¹⁵ / ₁₆	29	Solo arranque 51
70		SP-70	12	CCA 525 CA 655 RC 85	6 meses	L 8 ¹ / ₈ A 7 ¹ / ₈ AL 7 ¹ / ₂	28	Solo arranque 75DT6 75
U1		SP-40	12	CCA 350 CA 435 RC 41 Ah 29	6 meses	L 7 ³ / ₄ A 5 ³ / ₁₆ AL 7 ¹ / ₄	18	Solo arranque
		SP-30	12	CCA 250 CA 310 RC 24 Ah 20	6 meses	L 7 ³ / ₄ A 5 ³ / ₁₆ AL 7 ⁵ / ₁₆	16	Solo arranque
		SP-35	12	CCA 300 CA 375 RC 32 Ah 23	6 meses	L 7 ³ / ₄ A 5 ³ / ₁₆ AL 7 ¹ / ₄	17	Solo arranque
		SP-18	12	CCA 215 CA 235 RC 22 Ah 17	6 meses	L 7 ³ / ₄ A 5 ³ / ₁₆ AL 7 ⁵ / ₁₆	15	Solo arranque
U1R		SP-30R	12	CCA 250 CA 310 RC 24 Ah 20	6 meses	L 7 ³ / ₄ A 5 ³ / ₁₆ AL 7 ⁵ / ₁₆	16	Solo arranque
		SP-35R	12	CCA 300 CA 375 RC 32 Ah 23	6 meses	L 7 ³ / ₄ A 5 ³ / ₁₆ AL 7 ¹ / ₄	17	Solo arranque

Automotive & Light Truck
Automotrices y Camiones Livianos
Automobile et Camionette

Heavy-Duty Truck
Camiones Para Servicio Pesado
Poids Lourd

Agriculture
Agrícola
Agriculture

Industrial
Industrial

Lawn & Garden
Césped y Jardín
Jardin et Pelouse

Powersports
Vehículos Deportivos
Sports Motorisés

Reference
Referencia
Référence

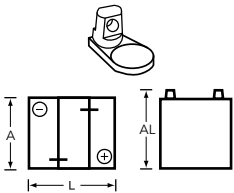
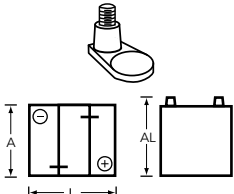
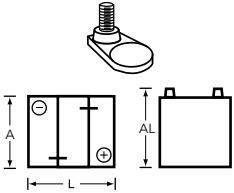
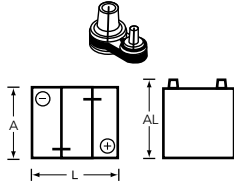
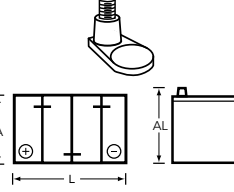
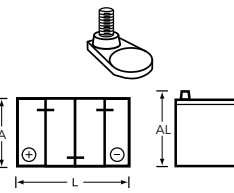
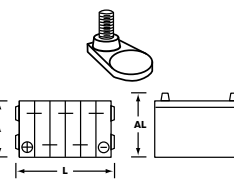
Diagramas cortesía de Battery Council International (BCI) *SUSTITUCIONES: Para las notas al pie, consulte la página 468.

Especificaciones para Aplicaciones de Carros de Golf

Grupo	Bornes Figuras BCI	Número de Parte	Voltios	Capacidad	Garantía Meses Gratis	Dimensiones (pulgadas)	Peso (lbs)	Notas y Sustituciones*
Automotive & Light Truck Automotrices y Camiones Livianos Automobile et Camionnette		GC2-ECL-S	6	CA 447 RC 115 @ 75A Ah 225	12 meses	L 10^{5/16} A 7^{1/8} AL 11	62	Ciclo profundo
Heavy-Duty Truck Camiones Para Servicio Pesado Poids Lourd		GC2-ECL-UT	6	CA 447 RC 115 @ 75A Ah 225	12 meses	L 10^{5/16} A 7^{1/8} AL 11^{1/8}	62	Ciclo profundo
Agriculture Agrícola Agriculture		GC2-ECL-UTL	6	CA 447 RC 115 @ 75A Ah 225	12 meses	L 10^{5/16} A 7^{1/8} AL 11	62	Ciclo profundo
Industrial Industrial Industriel		GC2-HCL-UT	6	CA 383 RC 105 @ 75A Ah 210	12 meses	L 10^{5/16} A 7^{1/8} AL 11^{1/8}	58	Ciclo profundo
		GC2-HCL-UTL	6	CA 383 RC 105 @ 75A Ah 210	12 meses	L 10^{5/16} A 7^{1/8} AL 11	58	Ciclo profundo
Lawn & Garden Césped y Jardín Jardin et Pelouse		GC2HC-S	6	CA 488 RC 132 @ 75A Ah 240	6 meses	L 10^{5/16} A 7^{1/8} AL 11	66	Ciclo profundo
Powersports Vehículos Deportivos Sports Motorisés		GC2HC-UT	6	CA 488 RC 132 @ 75A Ah 240	6 meses	L 10^{5/16} A 7^{1/8} AL 11^{1/4}	66	Ciclo profundo
		GC2HC-UTL	6	CA 488 RC 132 @ 75A Ah 240	6 meses	L 10^{5/16} A 7^{1/8} AL 11	66	Ciclo profundo

Diagramas cortesía de Battery Council International (BCI) *SUSTITUCIONES: Para las notas al pie, consulte la página 468.

Especificaciones para Aplicaciones de Carros de Golf

Grupo	Bornes Figuras BCI	Número de Parte	Voltios	Capacidad	Garantía Meses Gratis	Dimensiones (pulgadas)	Peso (lbs)	Notas y Sustituciones*
		GC2XHC-S	6	CA 530 RC 145 @ 75A Ah 260	6 meses	L 10^{5/16} A 7^{1/8} AL 11^{11/16}	72	Ciclo profundo
GC2		GC2XHC-UT	6	CA 530 RC 145 @ 75A Ah 260	6 meses	L 10^{5/16} A 7^{1/8} AL 12	72	Ciclo profundo
		GC2XHC-UTL	6	CA 530 RC 145 @ 75A Ah 260	6 meses	L 10^{5/16} A 7^{1/8} AL 11^{1/2}	72	Ciclo profundo
GC2		GC2-HD-AGM	6	CCA 710 CA 475 RC 124 @ 75A Ah 210	12 meses	L 10^{1/4} A 7^{1/8} AL 10^{3/4}	66	AGM (Absorbed Glass-Mat) Malla de fibra de vidrio absorbente Ciclo profundo
		GC8-HCL-UT	8	CA 295 RC 117 @ 56A Ah 170	12 meses	L 10^{1/4} A 7^{1/8} AL 11^{1/8}	63	Ciclo profundo
GC8		GC8-HCL-UTL	8	CA 295 RC 117 @ 56A Ah 170	12 meses	L 10^{1/4} A 7^{1/8} AL 11	63	Ciclo profundo
GC12		GC12-HCL-UTL	12	CA 280 RC 70 @ 75A Ah 150	12 meses	L 13 A 7^{1/8} AL 10^{3/4}	85	Ciclo profundo

Automotive & Light Truck
Automotrices y Camiones Livianos
Automobile et Camionette

Heavy-Duty Truck
Camiones Para Servicio Pesado
Poids Lourd

Agriculture
Agrícola
Agriculture

Industrial
Industrial
Industrial

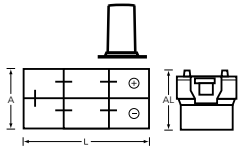
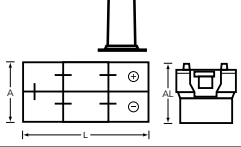
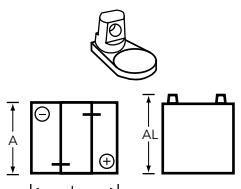
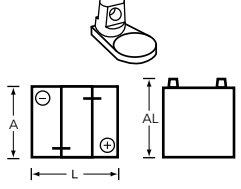
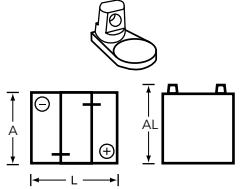
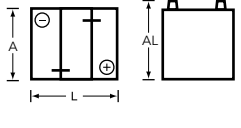
Lawn & Garden
Césped y Jardín
Jardin et Pelouse

Powersports
Vehículos Deportivos
Sports Motorisés

Reference
Referencia
Référence


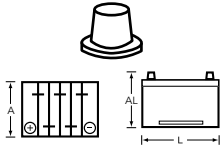
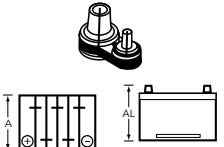
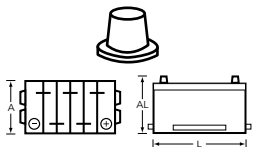
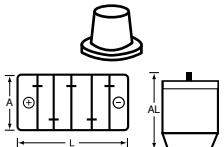
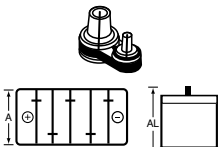
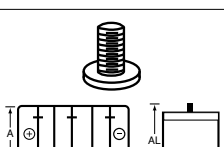
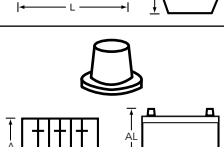
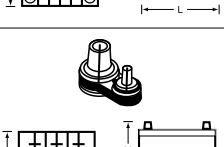
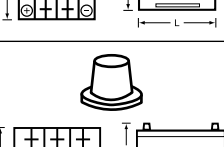
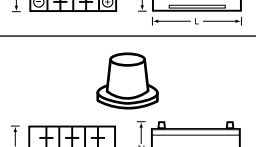
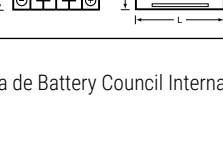
Diagramas cortesía de Battery Council International (BCI) *SUSTITUCIONES: Para las notas al pie, consulte la página 468.

Especificaciones de Baterías de Servicios Públicos y Equipos de Ciclo Profundo

Grupo	Bornes Figuras BCI	Número de Parte	Voltios	Capacidad	Garantía Meses Gratis	Dimensiones (pulgadas)	Peso (lbs)	Notas y Sustituciones*
Automotive & Light Truck Automotrices y Camiones Livianos Automobile et Camionnette		AGM4D	12	Ah 200	6 meses	L 21 A 8 3/16 AL 9 7/16	129	AGM (Absorbed Glass-Mat) Malla de fibra de vidrio absorbente Ciclo profundo
Heavy-Duty Truck Camiones Para Servicio Pesado Poids Lourds		AGM8D	12	Ah 250	6 meses	L 20 1/2 A 10 1/2 AL 9 11/16	169	AGM (Absorbed Glass-Mat) Malla de fibra de vidrio absorbente Ciclo profundo
Agriculture Agrícola Agriculture		901-S	6	CA 475 RC 130 @ 75A Ah 235	6 meses	L 12 3/16 A 6 7/8 AL 11 7/16	67	Ciclo profundo
		902-S	6	CA 711 RC 195 @ 75A Ah 330	6 meses	L 12 3/8 A 6 7/8 AL 14 7/16	94	Ciclo profundo
Industrial Industrial Industriel		902HC-S	6	CA 781 RC 215 @ 75A Ah 360	6 meses	L 12 3/8 A 6 7/8 AL 14 7/16	98	Ciclo profundo
		903-S	6	CA 850 RC 220 @ 75A Ah 420	6 meses	L 12 3/16 A 6 7/8 AL 16 7/16	111	Ciclo profundo
Lawn & Garden Césped y Jardín Jardin et Pelouse		903HC-S	6	CA 935 RC 245 @ 75A Ah 435	6 meses	L 12 3/16 A 6 7/8 AL 16 7/16	119	Ciclo profundo
		921-S	12	CA 380 RC 104 @ 75A Ah 205	6 meses	L 15 7/16 A 6 7/8 AL 14 11/16	117	Ciclo profundo
Powersports Vehiculos Deportivos Sports Motorisés		921HCS-S	12	CA 440 RC 121 @ 75A Ah 225	6 meses	L 15 7/16 A 6 7/8 AL 14 11/16	123	Ciclo profundo

Diagramas cortesía de Battery Council International (BCI) *SUSTITUCIONES: Para las notas al pie, consulte la página 468.

Especificaciones para Aplicaciones OPTIMA®

Grupo	Bornes Figuras BCI	Número de Parte	Voltios	Capacidad	Garantía Meses Gratis	Dimensiones (pulgadas)	Peso (lbs)	Notas
A-6V		SC6A	6	CCA 800 CA 1000 RC 100	36 meses	L 10 A 3 1/2 AL 7 15/16	23	
25		SC25A	12	CCA 720 CA 910 RC 90	36 meses	L 9 5/16 A 6 13/16 AL 7 5/8	32	Manija de polipropileno
27		SC27DM	12	CCA 800 MCA 1000 RC 140	24 meses	L 12 3/16 A 6 13/16 AL 8 3/4	55	Ciclo profundo o arranque
27F		SC27FDA	12	CCA 830 CA 1000 RC 140	36 meses	L 12 3/16 A 6 13/16 AL 8 3/4	55	Ciclo profundo o arranque
31		SC31DA	12	CCA 900 CA 1125 RC 155	24 meses	L 12 13/16 A 6 1/2 AL 9 3/8	61	Ciclo profundo o arranque
		SC31DM	12	CCA 900 MCA 1125 RC 155	24 meses	L 12 13/16 A 6 1/2 AL 9 3/8	61	
		SC31DS	12	CCA 900 CA 1125 RC 155	24 meses	L 12 13/16 A 6 1/2 AL 9 3/8	61	
34		SC34A	12	CCA 800 CA 1000 RC 100	36 meses	L 10 A 6 13/16 AL 7 13/16	41	Manija de polipropileno
		SC34DM	12	CCA 750 MCA 870 RC 120	24 meses	L 10 A 6 13/16 AL 7 15/16	46	Ciclo profundo o arranque Manija de polipropileno
		SC34M	12	CCA 800 MCA 1000 RC 100	24 meses	L 10 A 6 13/16 AL 7 15/16	41	Solo arranque Manija de polipropileno
34R		SC34R	12	CCA 800 CA 1000 RC 100	36 meses	L 10 A 6 13/16 AL 7 13/16	38	Manija de polipropileno
35		SC35A	12	CCA 720 CA 910 RC 90	36 meses	L 9 5/16 A 6 13/16 AL 7 5/8	32	Manija de polipropileno
		SC35DA	12	CCA 620 CA 770 RC 100	36 meses	L 9 5/16 A 6 13/16 AL 7 5/8	37	Ciclo profundo o arranque Manija de polipropileno

Diagramas cortesía de Battery Council International (BCI) *SUSTITUCIONES: Para las notas al pie, consulte la página 468.

Automotive & Light Truck
Automotrices y Camiones Livianos
Automobile et Camionnette

Heavy-Duty Truck
Camiones Para Servicio Pesado
Poids Lourds

Agriculture
Agrícola
Agriculture

Industrial
Industrial

Lawn & Garden
Césped y Jardín
Jardin et Pelouse

Powersports
Vehículos Deportivos
Sports Motorisés

Reference
Referencia
Reference

Especificaciones para Aplicaciones OPTIMA®

Grupo	Bornes Figuras BCI	Número de Parte	Voltios	Capacidad	Garantía Meses Gratis	Dimensiones (pulgadas)	Peso (lbs)	Notas
46B24R		SC46B24RD	12	CCA 450 CA 575 RC 66	36 meses	L 9 ^{5/16} A 5 ^{1/16} AL 8 ^{15/16}	26	Ciclo profundo o arranque Manija de polipropileno
51		SC51DA	12	CCA 450 CA 575 RC 66	36 meses	L 9 ^{5/16} A 5 ^{1/16} AL 8 ^{7/8}	26	Ciclo profundo o arranque Manija de polipropileno
51R		SC51RDA	12	CCA 450 CA 575 RC 66	36 meses	L 9 ^{5/16} A 5 ^{1/16} AL 8 ^{7/8}	26	Ciclo profundo o arranque Manija de polipropileno
75DT (25)		SC75U	12	CCA 720 CA 910 RC 90	36 meses	L 9 ^{3/8} A 6 ^{13/16} AL 7 ^{5/8}	33	Manija de polipropileno
		SC75DU	12	CCA 620 CA 770 RC 100	36 meses	L 9 ^{3/8} A 6 ^{13/16} AL 7 ^{5/8}	38	Ciclo profundo o arranque Manija de polipropileno
78DT (34)		SC34U	12	CCA 800 CA 1000 RC 100	36 meses	L 10 A 6 ^{13/16} AL 7 ^{13/16}	41	Manija de polipropileno
		SC34DU	12	CCA 750 CA 870 RC 120	36 meses	L 10 A 6 ^{13/16} AL 7 ^{13/16}	46	Ciclo profundo o arranque Manija de polipropileno

Industrial
Industrial
Industriel

Lawn & Garden
Césped y Jardín
Jardin et Pelouse

Powersports
Vehículos Deportivos
Sports Motorisés

Reference
Referencia
Référence

Diagramas cortesía de Battery Council International (BCI) *SUSTITUCIONES: Para las notas al pie, consulte la página 468.

Especificaciones para Vehículos Deportivos

Activado de Fábrica • AGM, Alto Rendimiento

12-Voltios

Tipo de Batería	Capacidad Ah (10H-R)	Dimensiones – Pulgadas (± 1/16 pulgada)			Figura de Montaje (según la polaridad de la cubierta)	Tipo de Borne (Consulte la página 461)	Corriente de carga normal (amp)	CCA ♦ @ 0° F (-17.7° C)
		L	A	AL				
FAITZ7S	6	4 7/16	2 3/4	4 3/16		11	0.60	100
FAITZ10S	8.6	5 15/16	3 7/16	3 5/8		11	0.86	180
FAITZ12S	11	5 15/16	3 7/16	4 5/16		11	1.10	190
FAITZ14S	11.2	5 15/16	3 7/16	4 5/16		11	1.12	210
FAYTX20HL-PW ⁺⁺	18	6 7/8	3 7/16	6 7/8 ^S		4	1.80	310
FAGYZ16H	16	6	3 7/16	5 3/4		5	1.60	240
FAGYZ16HL	16	6	3 7/16	5 3/4		5	1.60	240
FAGYZ20H	20	6 7/8	3 7/16	6 1/8		13	2.00	320
FAGYZ20HL	20	6 7/8	3 7/16	6 1/8		13	2.00	320
FAGYZ32HL	32	6 9/16	5	6 7/8		13	3.20	500

Especificaciones para Vehículos Deportivos • Activado de Fábrica • AGM**12-Voltios**

Tipo de Batería	Capacidad Ah (10H-R)	Dimensiones – Pulgadas (± 1/16 pulgada)			Figura de Montaje (según la polaridad de la cubierta)	Tipo de Borne (Consulte la página 461)	Corriente de carga normal (amp)	CCA ♦ @ 0° F (-17.7° C)
		L	A	AL				
FAITX4L	3	4 1/2	2 3/4	3 1/2		5	0.3	60
FAITX5L	4	4 1/2	2 3/4	4 1/4		5	0.4	80
FAITX7L	6	4 1/2	2 3/4	5 1/4		5	0.6	100
FAITX9	8	6	3 1/2	4 1/4		5	0.8	135
FAITX12	10	6	3 1/2	5 1/4		5	1	180
FAITX14H	14	6	3 1/2	5 3/4		5	1.4	240
FAITX14AH ⁺⁺⁺	12	5 1/4	3 1/2	6 1/2		5	1.2	210
FAITX14AHL	12	5 1/4	3 1/2	6 1/2		4	1.2	210
FAITX20CH	18	6	3 1/2	6 1/4		4	1.8	270
FAITX20H	18	7	3 1/2	6		4	1.8	320
FAYTX20L	18	7	3 1/2	6		4	1.8	270
FAITX24HL	21	8 1/16	3 1/2	6 1/2		4	2.1	350
FAYIX30L-PW ⁺⁺	30	6 9/16	5	6 7/8		5	3	400

♦ Las clasificaciones de CCA se basan en valores teóricos. Sólo como referencia.

S Altura con el separador de 20 mm que se incluye para el reemplazo del IB16CL-B.

++ Incluye un espaciador para un ajuste adecuado en Aplicaciones de Motos acuáticas.

+++ Incluye un separador de 10 mm para darle más altura requerida para reemplazar el IB14A-A1 y el IB14A-A2.

Todas las baterías activadas por la fábrica y las baterías AGM son selladas y libres de mantenimiento.

Diagramas cortesía de Battery Council International (BCI)

Automotive & Light Truck
Automotrices y Camiones Livianos
Automobile et CamionnetteHeavy-Duty Truck
Camiones Para Servicio Pesado
Poids LourdsAgriculture
Agricultura
AgricultureIndustrial
Industrial
IndustrialLawn & Garden
Césped y Jardín
Jardin et PelousePowersports
Vehículos Deportivos
Sports MotorisésReference
Referencia
Référence

Tipo de Batería	Capacidad Ah (10H-R)	Dimensiones – Pulgadas (± 1/16 pulgada)			Figura de Montaje (según la polaridad de la cubierta)	Tipo de Borne (Consulte la página 461)	Corriente de carga normal (amp)	CCA ♦ @ 0° F (-17.7° C)
		L	A	AL				
CYT4B-BS	2.3	4 1/2	1 9/16	3 7/16		13	0.2	40
CITX4L-BS	3	4 1/2	2 13/16	3 3/8		5	0.3	60
CITX5L-BS	4	4 1/2	2 13/16	4 3/16		5	0.4	80
CITX7A-BS	6	5 7/8	3 7/16	3 3/4		5	0.6	105
CITX7L-BS	6	4 1/2	2 13/16	5 3/16		5	0.6	100
CIT7B-BS	6.5	6	2 9/16	3 11/16		11	0.7	120
CITX9-BS	8	6	3 7/16	4 3/16		5	0.8	135
CIT9B-BS	8	6	2 3/4	4 1/8		11	0.8	120
CITX12-BS	10	5 7/8	3 7/16	5 1/8		5	1	180
CIT12A-BS	10	6	3 7/16	4 3/16		5	1	175
CIT12B-BS	10	6	2 3/4	5 1/8		11	1	215
CITX14-BS	12	5 7/8	3 1/2	5 3/4		5	1.2	200
CITX14L-BS	12	5 7/8	3 1/2	5 3/4		5	1.2	200
CIT14B-BS	12	6	2 3/4	5 3/4		11	1.2	210
CITX14AH-BS	12	5 1/4	3 1/2	6 1/2		4	1.2	210
CITX14AHL-BS	12	5 1/4	3 1/2	6 1/2		4	1.2	210
CITX16-BS	14	5 7/8	3 1/2	6 1/4		4	1.4	230
CYTX16-BS-1	14	6	3 7/16	6 3/8		1	1.4	230
CYT19BL-BS	17.7	7 5/16	3 1/16	6 11/16		10	1.8	170
CITX20H-BS	18	6	3 1/2	6		4	1.8	320
CITX16CL-B-BS	19	6 7/8	4	6 7/8		4	1.9	270
CYTX20HL-BS-PW ^{††}	18	6 7/8	3 7/16	6 7/8		4	1.8	310
CITX24HL-BS	21	8	3 1/2	6 1/2		4	2.1	350
CITX30CL-B-BS	30	6 7/8	5 3/16	7 9/16		4	3	385
CYIX30L-BS-PW ^{††}	30	6 9/16	5	6 7/8		4	3	400

♦ Las clasificaciones de CCA se basan en valores teóricos. Sólo como referencia.

†† Incluye un espaciador para un ajuste adecuado en Aplicaciones de Motos acuáticas.

Especificaciones para Vehículos Deportivos • Convencional • Alto Rendimiento

12-Voltios

Tipo de Batería	Capacidad Ah (10H-R)	Dimensiones – Pulgadas (± 1/16 pulgada)			Figura de Montaje (según la polaridad de la cubierta)	Tipo de Borne (Consulte la página 461)	Corriente de carga normal (amp)	CCA ♦ @ 0° F (-17.7° C)
		L	A	AL				
HIB16A-AB	16	5 7/8	3 9/16	7 1/8		7	1.6	210
I50-N18L-A	20	8 1/16	3 9/16	6 3/8		7	2	260
IB10A-A2	11	5 5/16	3 9/16	6 1/16		8	1.1	160
IB10L-A2	11	5 5/16	3 9/16	5 11/16		8	1.1	160
IB12A-A	12	5 1/4	3 1/8	6 5/16		6	1.2	165
IB12AL-A	12	5 1/4	3 1/8	6 5/16		6	1.2	165
12N7-3B	7	5 3/8	3	5 1/4		6	0.7	74
12N7D-3B	7	5 5/16	3	5 7/8		6	0.7	74
12N9-4B-1	9	5 3/8	3	5 7/16		6	0.9	85
IB7-A	8	5 3/8	3	5 1/4		6	0.8	124
IB7C-A	8	5 3/16	3 5/8	4 9/16		6	0.8	124
IB7L-B	8	5 3/8	3	5 1/4		6	0.8	124
IB9-B	9	5 3/8	3	5 7/16		6	0.9	130
IB9A-A	9	5 3/8	3	6		6	0.9	124
IB9L-B	9	5 3/8	3	5 7/16		6	0.9	130
12N12A-4A-1	12	5 1/4	3 1/8	6 5/16		6	1.2	113
IB12C-A	12	5 5/16	3 1/8	6 13/16		4	1.2	165
12N14-3A	14	5 5/16	3 9/16	6 1/2		8	1.4	128
IB14-A2	14	5 5/16	3 9/16	6 1/2		8	1.4	190
IB14A-A2	14	5 5/16	3 9/16	6 15/16		8	1.4	190
IB14L-A2	14	5 5/16	3 9/16	6 1/2		8	1.4	190
IB16AL-A2	16	8 1/16	2 3/4	6 7/16		4	1.6	200
IB16B-A1	16	6 3/16	3 1/2	6 3/8		1	1.6	207
IB18-A	18	7 1/8	3 9/16	6 5/16		4	1.9	235
IB16CL-B	19	6 7/8	4	6 7/8		7	1.8	240
IHD-12	28	7 15/16	5 1/8	6 3/8		9	2.8	240
IB30CL-B	30	6 1/2	5 1/8	7 9/16		4	3	300
IB30L-B	30	6 1/2	5 1/8	6 15/16		4	3	300

Automotive & Light Truck
Automotrices y Camiones Livianos
Automobile et Camionnette

Heavy-Duty Truck
Camiones Para Servicio Pesado
Poids Lourds

Agriculture
Agrícola
Agriculture

Industrial
Industrial

Lawn & Garden
Césped y Jardín
Jardin et Pelouse

Powersports
Vehículos Deportivos
Sports Motorisés

Reference
Referencia

Especificaciones para Vehículos Deportivos • Convencional

6-Voltios

Tipo de Batería	Capacidad Ah (10H-R)	Dimensiones – Pulgadas (± 1/16 pulgada)			Figura de Montaje (según la polaridad de la cubierta)	Corriente de carga normal (amp)
		L	A	AL		
6N2-2A-WL	2	2 3/4	1 3/4	3 13/16		0.20
6N4-2A-WL	4	2 13/16	2 13/16	3 11/16		0.40
6N5.5-1D	5.5	3 7/16	2 3/4	3 7/8		0.55
6N6-3B	6	3 7/8	2 1/4	4 1/4		0.60

♦ Las clasificaciones de CCA se basan en valores teóricos. Sólo como referencia.

Diagramas cortesía de Battery Council International (BCI)

Especificaciones de Tractores Japanese

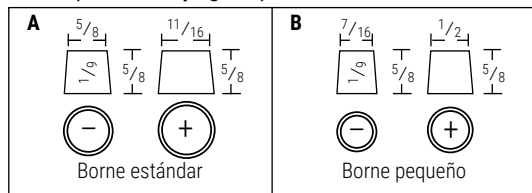
Número de Parte	Placa/Celda	Capacidad Ah ▲ (5 hr)	Capacidad Ah ▲ (20 hr)	CCA ◆ @ 0° F (-17.7° C)	Minutos de capacidad de reserva (80° F)	Medidas generales (pulgada)			Corriente de carga (amp)	Consulte la clave para	
						L	A	AL		Bornes	Configuración
NS40ZL	9	28	35	275	52	7 ^{3/4}	5 ^{1/16}	8 ^{15/16}	3.5	B	2
NS40ZL(S)*	9	28	35	275	52	7 ^{3/4}	5 ^{1/16}	8 ^{15/16}	3.5	A	2
N100	17	80	100	475	200	16	6 ^{13/16}	8 ^{1/4}	10.0	A	1
N120	21	96	120	420	240	19 ^{7/8}	7 ^{3/16}	10 ^{1/8}	12.0	A	3
NS60	13	36	45	330	75	9 ^{3/8}	5 ^{1/16}	8 ^{15/16}	4.5	B	1

▲ Las cifras se basan únicamente en las especificaciones y referencias de la JIS/SAE.

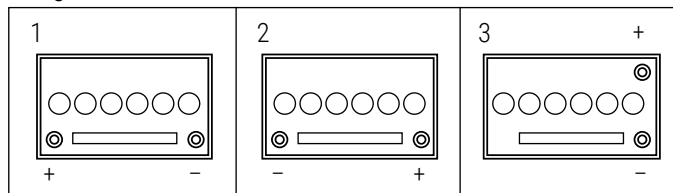
◆ Las clasificaciones de CCA se basan en valores teóricos. Sólo como referencia.

* (S) significa Terminal Estándar.

Bornes (medidas en pulgadas)



Configuraciones de la batería



Diagramas cortesía de Battery Council International (BCI)

Notas al Pie de Página para Vehículos Deportivos

- A Usa equipo espaciador de Buell
- B Tal vez sea necesario modificar el mecanismo que sujeta la batería
- E Requiere el uso del conjunto de cubiertas para terminales, parte número 478651
- F Batería equipada con un portal para sensor de agua
- H Número de parte DIN para motocicleta Europea
- M Puede ser necesaria una modificación de los cables para la actualización de la batería
- TA Requiere adaptador de bornes
- 2 Se requieren dos baterías
- 4 Requiere batería activada de fábrica/batería sellada de fábrica

Decodificación de los Números de Parte de las Baterías Vehículos Deportivos

Convencional	Convencional Alto Rendimiento	AGM
<p>12 N 12A-4 A-1</p> <p>1 2 3 4 5 6</p>	<p>1B 16A L-A 2</p> <p>1 2 3 4</p>	<p>C/FAYTX14 A H L-BS-1</p> <p>1 2 3 4 5 6 7 8</p>
<p>1 Voltaje nominal (6 V o 12 V)</p> <p>2 Batería con ventilación convencional</p> <p>3 Capacidad de la batería con tasa de 10 horas</p> <p>4 Ubicación de la polaridad</p> <p>5 Ubicación del escape</p> <p>6 Señala el único terminal</p>	<p>1 Batería convencional de alto rendimiento</p> <p>2 Tamaño de la caja de la batería</p> <p>3 Ubicación de la polaridad</p> <p>4 Ubicación de los terminales y el escape</p>	<p>1 Denota activadas de fábrica o para llevar</p> <p>2 Alto rendimiento VRLA/AGM (ITX, YTX, YIX, YTZ, YT, GYZ, ITZ)</p> <p>3 Clasificación de rendimiento</p> <p>4 Designa el tamaño único de la caja de la batería</p> <p>5 Mayor rendimiento de CCA</p> <p>6 Ubicación de la polaridad</p> <p>7 Electrolito en sistema de botella de inyección de líquido de un apretón</p> <p>8 Señala el único terminal</p>

Configuraciones de Bornes para Vehículos Deportivos

Las formas de las terminales varían de una batería a otra. Identifique la batería de repuesto correcta de la lista en este libro para garantizar la configuración correcta del terminal. Para Aplicaciones especiales, consulte la siguiente tabla para identificar la forma del terminal y las baterías correspondientes.

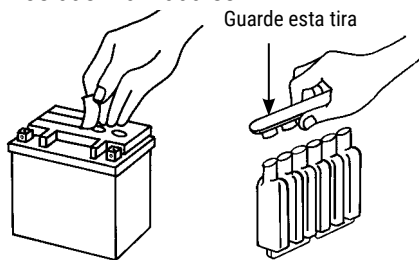
Borne			
Tipo	Frente	Lado	Arriba
1			
2			
3			
4			
5			
6			
7			
8			
9			
10			
11			
12			
13			

Activación y Carga de Baterías

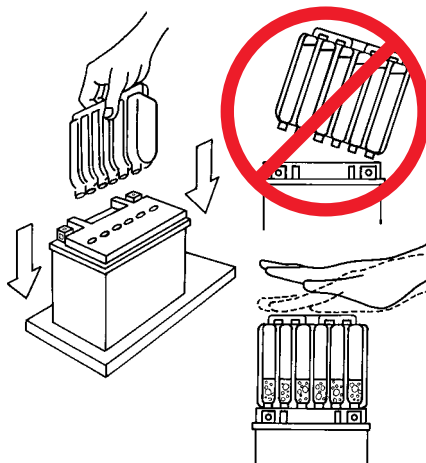
Baterías selladas libres de mantenimiento (tipos CYT)

Activación

1. Coloque la batería sobre una superficie plana. La batería debe estar fuera del vehículo. Use equipo de protección ocular y guantes cuando trabaje con baterías.
2. Retire de la bolsa de plástico el contenedor del electrolito. Retire la tira de tapones. **Deje la tira a un lado. (La usará más adelante en el paso 5 como tapones de la batería).** Utilice solo el contenedor dedicado que viene con la batería. Contiene la cantidad adecuada de electrolito para su modelo específico, importante para la vida de servicio y operación. No perforo ni abra las celdas selladas del contenedor de electrolito. No intente separar las celdas individuales.

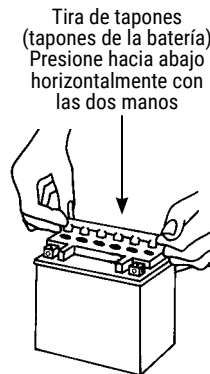


3. Coloque el contenedor del electrolito, con la parte superior sellada de las celdas hacia abajo, en los puertos de llenado de la batería. Mantenga el contenedor en posición nivelada y empuje hacia abajo para romper los sellos. Verá burbujas de aire mientras se llenan los puertos. **No incline el contenedor del electrolito.**



4. Verifique el flujo del electrolito. **Mantenga el contenedor en su lugar por 20 minutos o más hasta que se vacíe por completo.** Si no salen burbujas de aire desde los puertos de llenado, o si las celdas del contenedor no se han vaciado totalmente, golpee suavemente el contenedor unas cuantas veces. No retire el contenedor de la batería hasta que esté vacío. La batería requiere todo el electrolito del contenedor para su correcto funcionamiento. Asegúrese de que el contenedor de electrolito se vacíe por completo.

5. Sellado de la batería: Retire de la batería el contenedor vacío de electrolito. Inserte totalmente la tira de tapones de sellado en los puertos de llenado de la batería. Asegúrese de que la tira de tapones se inserte totalmente y enjuague la parte superior de la batería. Apriete los tapones solo con la fuerza de la mano. No retire los tapones después de este punto.



Carga

Las baterías recién activadas requieren una carga inicial para alcanzar un estado de carga del 100 %. Siga las instrucciones de carga de la etiqueta de la parte superior de la batería.

Tiempo de descanso: Para las baterías de menos de 18 Ah, espere que la batería descanse al menos una hora antes de la instalación. Para las baterías de más de 18 Ah, espere un mínimo de dos horas antes de instalarla en el vehículo.

Carga



Ejemplo de etiqueta de unidad sellada sin mantenimiento

MÉTODO DE CARGA DE CITX4L-BS

- ESTA ES UNA BATERÍA SELLADA; LOS TAPONES DE SELLADO DEBEN SER CONSIDERADOS PERMANENTES.
- NO quite los tapones para agregar agua ni para cargar la batería. CARGUE A 12 V CON EL AMPERAJE Y LAS HORAS QUE SE INDICAN A CONTINUACIÓN

1 Amp x 3-6 horas

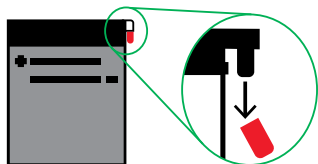
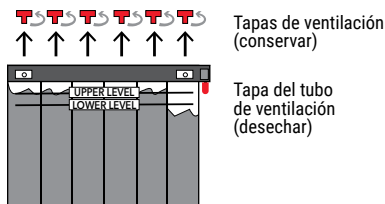
- **PRECAUCIÓN:** Use equipo de protección ocular y guantes cuando trabaje con baterías.
- No quite los tapones para agregar agua ni para cargar la batería. Los tapones de sellado deben considerarse permanentes.
- Si la batería se calienta al tacto, suspenda la carga. Permita que la batería se enfríe antes de continuar la carga. Cuando esté lista, cárguela a un amperaje menor.
- Compruebe el voltaje con un voltímetro. Las lecturas para una batería cargada recién activada deben ser de 12,8 V o más después de un período de descanso de dos horas después de la carga. (Se requiere el período de descanso para perder la carga superficial).

Activación y Carga de las Baterías

Baterías convencionales de alto rendimiento (tipo IB) y baterías convencionales (6N y 12N)

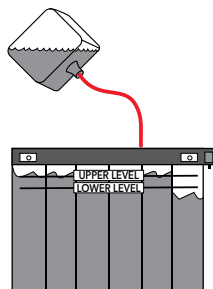

Activación

1. Coloque la batería sobre una superficie plana y nivelada.
2. Retire las tapas de ventilación. ¡No las deseche!
3. Retire la tapa del tubo de ventilación y deséchela. Bajo ninguna circunstancia vuelva a colocar la tapa del tubo de ventilación después de llenar la batería.



Paquete de ácido y llenado

1. Asegúrese de que el ácido esté a una temperatura entre 60 y 86° F (15 y 30° C).
2. Corte con cuidado la punta del contenedor de ácido y deje suficiente material para unirlo al tubo de llenado.
3. No apriete el contenedor ni fuerce a que el ácido salga de la punta abierta.
4. Conecte el tubo de llenado con la tapa.
5. Con cuidado, llene cada celda de la batería con electrolito hasta la línea del nivel superior.



6. Permita que la batería descanse 60 minutos antes de cargarla. (Consulte el manual del usuario de la batería para obtener instrucciones adicionales de carga). Coloque la tira de la cubierta de ventilación o las tapas flojas sobre la ventilación. Asegúrese de que se haya quitado la tapa del tubo de ventilación.
7. Rellene la batería hasta la línea de llenado superior en caso de ser necesario.
8. Rellene según las instrucciones.

Se deberá desechar cualquier ácido restante de manera adecuada en una instalación de desechos peligrosos designada oficialmente.

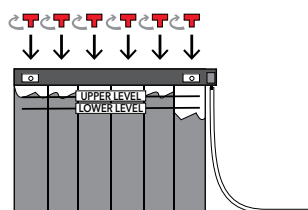
Carga

Se debe realizar una carga inicial antes de poner en funcionamiento la batería. Consulte el manual del usuario de la batería para obtener instrucciones detalladas.

1. Use un cargador de baterías totalmente automático con una capacidad menor a 2 amperios.
2. Discontinúe el proceso de carga si la batería está caliente al tacto. Es normal que la batería se entibie durante el proceso de carga.

Después de la carga

- a. Si el nivel de electrolito cayó por debajo de la línea de nivel superior, complete con agua destilada. Tape los puertos suavemente y cargue por 30 minutos para mezclar el agua agregada con el electrolito.
- b. Presione firme la tira de puertos de ventilación sobre los puertos o, si es a rosca, apriete bien con cuidado de no apretar de más al punto de dañar las roscas.
- c. Conecte la manguera del tubo de ventilación al puerto de ventilación y tenga cuidado al



colocar el tubo en la ubicación original cuando se instale la batería en la motocicleta.

Limpie la batería con agua en caso de ser necesario y séquela. Verifique el voltaje de la batería. Si está por debajo de 12,7 voltios, recargue durante un 40 % del tiempo de carga original.

Mantenimiento

El mantenimiento periódico de la batería debe realizarse aunque no se haya producido un problema de arranque. Los siguientes procedimientos le ayudarán a evitar fallas prematuras de la batería:

1. Compruebe el nivel del electrolito (no es necesario para las baterías selladas libres de mantenimiento). Si el nivel del electrolito está por debajo de los bordes superiores de las placas en cualquier celda (o la línea de nivel inferior), rellene con agua potable limpia o destilada hasta la línea del nivel superior.

NOTA: Un nivel bajo del electrolito puede indicar un mal funcionamiento del sistema de carga.

2. Mantenga la batería limpia de todos los derrames de ácido y suciedad, especialmente alrededor del área de los terminales.
3. Mantenga el tubo de ventilación libre de torceduras o acumulación de suciedad.
4. Si no se utiliza el vehículo con frecuencia, la batería requiere recargas adicionales. Las tasas de carga y los tiempos específicos varían debido a lo siguiente:
 - a. Capacidad eléctrica de la batería
 - b. Temperatura del electrolito
 - c. Estado de carga de la batería al iniciar la carga
 - d. Condición y antigüedad de la batería
 - e. Tipo de cargador

5. Compruebe la gravedad específica del ácido o el voltaje de la batería para asegurarse de que esté cargada al 100 %. Si no, se requiere carga adicional.

Activación y Carga de las Baterías

Baterías convencionales de alto rendimiento (tipo IB) y baterías convencionales (6N y 12N)

Consulte las tablas a continuación para las lecturas de las pruebas de la batería utilizando un hidrómetro o un voltímetro.

Lectura de la gravedad específica utilizando un densímetro				
Estado de carga	Temperatura del electrolito			
	80° F (26.6° C)		40° F (4.4° C)	
	Tipos IB	Tipos 6N y 12N	Tipos IB	Tipos 6N y 12N
100%	1,275	1,265	1,290	1,280
75%	1,225	1,215	1,240	1,230
50%	1,175	1,165	1,190	1,180
25%	1,135	1,125	1,150	1,140

Lectura del voltaje de la batería con un voltímetro			
Estado de carga	Tipos YT y YI	Tipos IB	Tipos 6N* y 12N
100%	13,0 voltios	12,7 voltios	12,6 voltios
75%	12,8	12,5	12,4
50%	12,5	12,2	12,1
25%	12,2	12,0	11,9
0%	12,0 o menos	11,9 o menos	11,8 o menos

* En los tipos 6N se divide el voltaje a la mitad.

NOTA: Todas las baterías convencionales de alto rendimiento (tipo IB) y selladas (tipos YT y YI) contienen un producto químico especial, **Anti-sulfatación**, que se les ha añadido para reducir los depósitos de cristales de sulfato, que eventualmente impiden que la batería acepte una carga. **Anti-sulfatación** es un químico en polvo blanco que puede ser visible antes de la activación de la batería pero se disuelve una vez que se agrega el electrolito. Si la batería contiene **Anti-sulfatación** y no ha estado en uso durante un largo periodo de tiempo, es necesario un tiempo de recarga largo.

Especificaciones Para Baterías Poco Comunes

Grupo	Tipo De Batería	Voltaje	Dimensiones (pulgadas)			Dimensiones (pulgadas)			Grupo Substitutions de Groupes*
			L	A	AL	L	A	AL	
2E	Comercial Ligero	6	19 ^{3/8}	4 ^{1/8}	9 ^{1/8}	492	105	232	3EH ⁶
2N	Automotriz	6	10	5 ^{1/2}	8 ^{7/8}	254	140	225	
2-8V	Comercial Ligero	8	10 ^{3/8}	6 ^{15/16}	9 ^{1/16}	264	176	230	1-8V ⁶
3	Comercial Ligero	6	11 ^{3/4}	7	9 ^{1/4}	298	178	235	2 ^{5,6}
4EH	Tractores Especiales	6	19 ^{5/16}	5	9 ^{13/16}	491	127	249	3EH ⁶
5D	Comercial Pesado	6	13 ^{3/4}	7 ^{1/8}	9 ^{3/8}	349	181	238	4 ⁶
6D	Comercial Pesado	12	20 ^{3/4}	10	10 ^{1/4}	527	254	260	4D ⁶
7D	Comercial Pesado	6	16 ^{1/4}	7 ^{1/8}	9 ^{3/8}	413	181	238	4 ⁶
16TF	Tractores Especiales	12	16 ^{9/16}	7 ^{1/8}	11 ^{1/8}	421	181	283	
21	Automotriz	12	8 ^{3/16}	6 ^{13/16}	8 ^{3/4}	208	173	222	25 ⁶ , 34 ⁶ , 24 ⁶ , 26 ^{1D}
21R	Automotriz	12	8 ^{3/16}	6 ^{13/16}	8 ^{3/4}	208	173	222	35 ⁶ , 24F ⁶ , 26R ^{1D}
24T	Automotriz	12	10 ^{1/4}	6 ^{13/16}	9 ^{3/4}	260	173	248	
28	Comercial Pesado	12	10 ^{1/4}	6 ^{13/16}	9 ^{7/16}	260	173	240	
30HR	Comercial Pesado	12	13 ^{1/2}	6 ^{13/16}	9 ^{1/4}	343	173	235	29H ^{7,6}
33	Automotriz	12	13 ^{5/16}	6 ^{13/16}	9 ^{3/8}	338	173	238	31A
34R	Automotriz	12	13 ^{5/16}	6 ^{13/16}	9 ^{3/8}	338	173	238	24F ⁶ , 78DT ⁶
43	Automotriz	12	13 ^{1/8}	6 ^{7/8}	8 ^{1/16}	333	175	205	48 ⁶ , 41 ⁶
46	Automotriz	12	10 ^{3/4}	6 ^{13/16}	9	273	173	229	24 ⁶
54	Automotriz	12	7 ^{5/16}	6 ^{1/16}	8 ^{3/8}	186	154	213	56
55	Automotriz	12	8 ^{9/16}	6 ^{1/16}	8 ^{3/8}	217	154	213	56
57	Automotriz	12	8 ^{1/16}	7 ^{3/16}	6 ^{15/16}	205	183	176	58
60	Automotriz	12	13 ^{1/16}	6 ^{5/16}	8 ^{7/8}	332	160	225	27
61	Automotriz	12	7 ^{9/16}	6 ^{3/8}	8 ^{7/8}	192	162	225	56 ⁶
62	Automotriz	12	8 ^{7/8}	6 ^{3/8}	8 ^{7/8}	225	162	225	56 ⁶
63	Automotriz	12	10 ^{3/16}	6 ^{3/8}	8 ^{7/8}	259	162	225	56 ⁶
64	Automotriz	12	11 ^{5/8}	6 ^{3/8}	8 ^{7/8}	295	162	225	56 ⁶
71	Automotriz	12	8 ^{3/16}	7 ^{1/16}	8 ^{1/2}	208	179	216	75DT ⁶ , 75, 70
72	Automotriz	12	9 ^{1/16}	7 ^{1/16}	8 ^{1/4}	230	179	210	75DT ⁶ , 78DT ⁶ , 75, 78, 70
73	Automotriz	12	9 ^{1/16}	7 ^{1/16}	8 ^{1/2}	230	179	216	75DT ⁶ , 78DT ⁶ , 75, 78, 70
74	Automotriz	12	10 ^{1/4}	7 ^{1/4}	8 ^{3/4}	260	184	222	75DT ⁶ , 78DT ⁶ , 75, 78, 70
97R	Automotriz	12	9 ^{15/16}	6 ^{15/16}	7 ^{1/2}	252	176	191	
98R	Automotriz	12	11 ^{1/8}	6 ^{15/16}	7 ^{1/2}	283	176	191	48 ⁶
99	Automotriz	12	8 ^{1/8}	6 ^{15/16}	6 ^{15/16}	206	176	176	

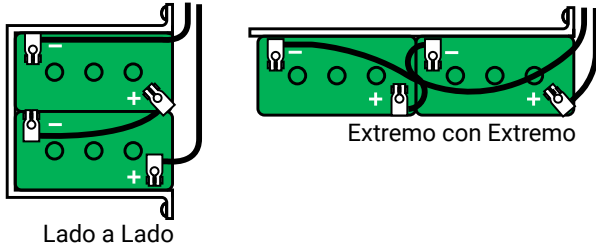
*SUSTITUCIONES: Para las notas al pie, consulte la página 468.

Descargo de responsabilidad: Los únicos reemplazos recomendados son las baterías indicadas en la sección de Aplicaciones de esta *Guía de Aplicación de la Batería*. Para las sustituciones, los instaladores deben verificar la adecuada capacidad de CCA y RC y deben utilizar el mejor juicio respecto al espacio libre debajo de del capó o cofre, ajuste adecuado, longitud del cable, proximidad de las terminales con los componentes bajo el capó o cofre y la polaridad. Interstate Batteries se desliga de cualquier responsabilidad por los daños y perjuicios a consecuencia de usar o por el mal uso de ésta información.

Automotive & Light Truck
Automotrices y Camiones Livianos
Automobile et CamionetteHeavy-Duty Truck
Camiones Para Servicio Pesado
Poids LourdAgriculture
Agrícola
AgricultureIndustrial
Industrial
IndustrialLawn & Garden
Césped y Jardín
Jardin et PelousePowersports
Vehículos Deportivos
Sports MotorisésReference
Referencia
Référence

Conexiones de Baterías

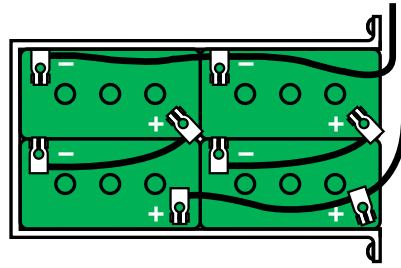
Dos Baterías de 6V = Sistema de 12V



Conexión en serie

	Por Batería	Por Sistema
CCA	600	600
Minutos RC	225	225

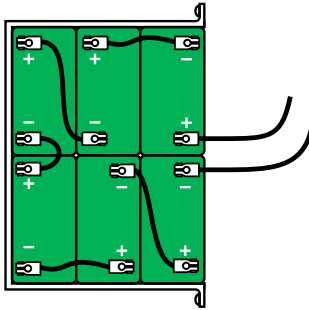
Cuatro Baterías de 6V = Sistema de 12V



Conexión serie-paralelo

	Por Batería	Por Sistema
CCA	600	1200
Minutos RC	225	450

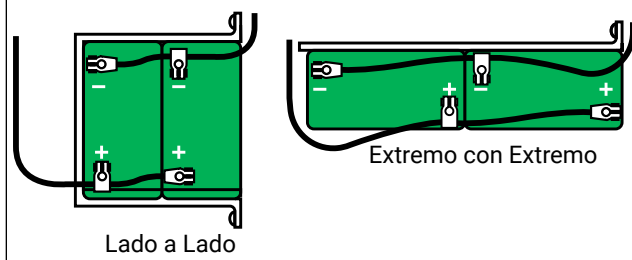
Seis baterías de 6V = 36V/Seis baterías de 8V = 48V



Conexión en serie

Six 6V	36V	Six 8V	48V
225 Ah		170 Ah	

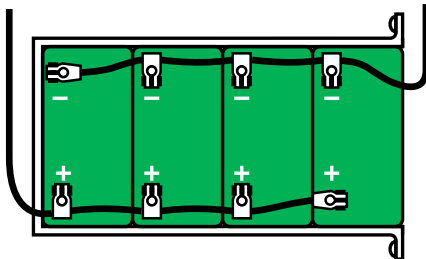
Dos Baterías de 12V = Sistema de 12V



Conexión en paralelo

	Por Batería	Por Sistema
CCA	700	1400
Minutos RC	190	380

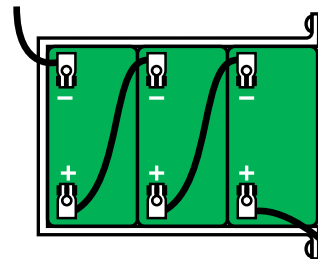
Cuatro Baterías de 12V = Sistema de 12V



Conexión en paralelo

	Por Batería	Por Sistema
CCA	700	2800
Minutos RC	190	760

Tres Baterías de 12V = Sistema de 36V



Conexión en serie

	Por Batería	Por Sistema
CCA	800	800
Minutos RC	190	190

Abreviaturas

2V	2 válvulas por cilindro	HO	Alto rendimiento
4V	4 válvulas por cilindro	HP	Caballos de fuerza
2WD	Tracción en dos ruedas	HSC	Combustión de alta turbulencia (cámara)
4WD	Tracción en las cuatro ruedas	Htr	Calefactor
AC	Aire acondicionado	HWS	Parabrisas térmicos
AGM	Malla de fibra de vidrio absorbente	Hyb	Híbrido
Ah	Amperios por hora	Ign	Encendido
Alt	Alternador (o)	IHC	International Harvester Co.
AT	Transmisión automática	Incl	Incluyendo
Aux	Auxiliar	Ind	Industrial
AWD	Tracción en todas las ruedas	L	Litro
Bat	Batería	L4/L5/L6	Motor con 4, 5 ó 6 cilindros en línea
BCI	Battery Council International (Consejo Internacional de Baterías)	Lft	Izquierdo (a)
CA	(Cranking Amps) Amperios de arranque	LPG	Gas licuado de petróleo
Calif	California	MFI	Inyección de combustible multipuerto
Can	Canadá	Modif	Modificado
Carb	Carburador	MT	Transmisión manual
CFI	Inyección de combustible central	MY	Año modelo
cc	Centímetro cúbico	N/A	No Disponible
CCA	(Cold Cranking Amps) Amperaje de arranque en frío (0° F)	No.	Número
CDI	Inyección directa común	OE	Equipo original
ci	Pulgada cúbica	OHC	Árbol de levas
Comp	Compresión	OHV	Válvula sobre la cabeza
Cont	Continental	Opt	Opcional
Conv	Convertible	Pkg	Paquete
CVT	Transmisión continuamente variable	PPkg	Paquete policial
Cyl	Cilindro	PS	Dirección asistida
DES	Arranque por inyección directa	PTO	Toma de fuerza o potencia
DIN	Deutsche Institut Für Normung (Instituto Alemán de Normas)	RC	(Reserve Capacity) Capacidad de reserva
DOHC	Doble árbol de levas	RRC	(Repetitive Reserve Cycles) Ciclos de Reserva Repetitivos
Dsl	Diésel	Rt	Derecha
DT	Terminal doble	RWD	Tracción trasera
EFB	Batería húmeda mejorada	S/C	Super-cargado
EFI	Inyección de combustible electrónica	SEO	Opción eléctrica especial
ELWB	Distancia entre ejes extra larga	SG	Barrera contra sonido
Eng	Motor	SHO	Súper alto rendimiento
ETR	Radio con sintonía electrónica	SOHC	Árbol de levas
Ex	Excepto	Std	Estándar
Fig	Figura	SULEV	Vehículo de emisiones súper ultra bajas
FI	Inyección de combustible	TBI	Inyección en el cuerpo del acelerador
Fla	Florida	TDI	Inyección directa turbo
FWD	Tracción delantera	US	Estados Unidos
GVW	Peso bruto vehicular	V	Venturi
HBL	Luz trasera térmica (Desempañador de ventana trasera)	TTPkg	Paquete de remolque de trailer
HA	Gran altitud	Turbo	Turbo-cargado o turbo-alimentado
HD	Servicio pesado	w/	Con
		w/o	Sin
		Wisc	Wisconsin

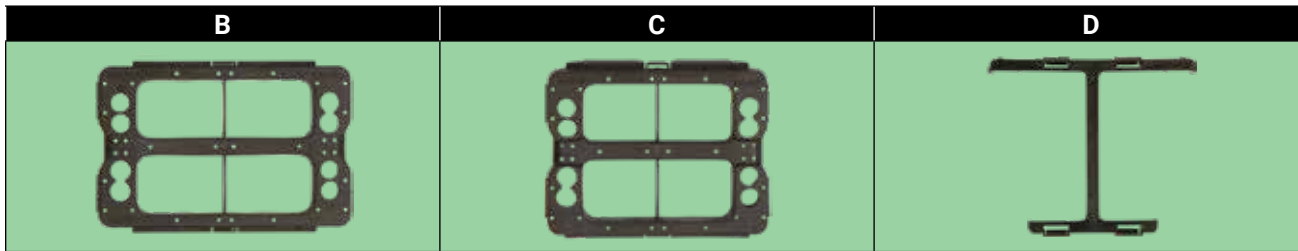
Automotive & Light Truck
Automotrices y Camiones Livianos
Automobile et CamionetteHeavy-Duty Truck
Camiones Para Servicio Pesado
Poids LourdsAgriculture
Agricultura
AgricolturaIndustrial
Industrial
IndustrielLawn & Garden
Césped y Jardín
Jardin et PelousePowersports
Vehículos Deportivos
Sports MotorisésReference
Referencia
Référence

Notas al Pie de Página

1B. Puede requerir un adaptador de altura B.
Número de Parte #358310

1C. Puede requerir un adaptador de altura C.
Número de Parte #358200

1D. Puede requerir un adaptador de altura D.
Número de Parte #358100



Renuncia de responsabilidad: Los únicos reemplazos recomendados son los de las baterías indicadas en la sección de Aplicaciones de esta guía. Cuando esté haciendo sustituciones, el instalador debe chequear que hayan CCA y RC adecuadas. Además debe usar buen juicio con relación a la distancia entre el capó y la batería, asegurarse que encaje adecuadamente, el largo de los cables, la proximidad de los bornes con los otros componentes debajo del capó y la polaridad. Interstate Batteries se desliga de cualquier responsabilidad por los daños y perjuicios a consecuencia de usar o dar mal uso de ésta información.

- | | |
|---|--|
| <ol style="list-style-type: none"> 1. Podría requerir adaptador de altura. 2. Pueden requerirse dos baterías. 3. Pueden requerirse tres baterías. 4. Pueden requerirse cuatro baterías. 5. Estimación de mejor ajuste. 5a Es posible que se necesiten cinco baterías. 6. Revise la altura (la distancia entre el capó del carro y la batería), el espacio en la base y el ajuste del mecanismo que sujeta la batería. Revise que la distancia entre el capó del carro y la batería es suficiente antes de conectar los cables. 6a Es posible que se necesiten seis baterías. 7. Revise la polaridad y el largo de los cables antes de conectarlos. 8. No tiene ventanilla. 9. Se muestra la batería de reemplazo recomendada por el fabricante. Puede variar con respecto a la batería original. 10. Tal vez sea necesario modificar el mecanismo que sujeta la batería o el blindaje térmico. 11. La batería original tiene ventanillas de enjuague. 12. La batería original tiene bornes tipo F. Es necesario modificar o reemplazar los cables para usar la batería de reemplazo. 14. Polaridad invertida. Revise antes de instalar. 15. La polaridad varía en la producción. Algunos vehículos requieren una batería del grupo 26R. Revise antes de instalar. 16. Requiere tapas de ventilación individuales para que haya suficiente espacio entre el capó del carro y la batería. No coloque baterías con tapas de ventilación de tipo vaina. 17. Opción de batería únicamente en climas calientes. Puede no cumplir con los requisitos del EO (Equipo Original). 18. Vehículo I-drive requieren reinicio de sistema después de la instalación de la batería. Contacte a un taller autorizado de reparación de BMW para servicio. 19. Consulte la información de servicio del fabricante para la reconversión. 20. Algunos modelos requieren una batería del grupo 91. Revise la batería original. 21. Algunos vehículos pueden utilizar una batería del grupo 35. Revise la polaridad antes de instalar. 22. Especial de 12-voltios: 9^{5/8}" x 6^{7/8}" x 7^{9/16}" (244 mm x 175 mm x 192 mm). Revise la polaridad antes de instalar. 23. Especial de 12-voltios: 10" x 6^{1/16}" x 8^{3/8}" (254 mm x 153 mm x 213 mm). Revise la polaridad antes de instalar. 24. Especial de 12-voltios: 14^{15/16}" x 6^{3/4}" x 7^{3/8}" (380 mm x 172 mm x 187 mm). 26. Especial de 12-voltios: 9^{3/4}" x 5" x 7^{1/2}" (248 mm x 127 mm x 190 mm). La batería está ventilada hacia el exterior del vehículo. 27. Especial de 12-voltios: 9^{7/8}" x 6^{11/16}" x 3^{11/16}" (248 mm x 169 mm x 94 mm). 28. Especial de 12-voltios: 9^{9/16}" x 6^{13/16}" x 6^{11/16}" (243 mm x 173 mm x 170 mm). | <ol style="list-style-type: none"> 30. Especial de 12-voltios: 9" x 7^{1/4}" x 7^{1/2}" (229 mm x 184 mm x 190 mm). 31. Batería especial de ciclo profundo. 33. Batería AGM (Absorbed Glass-Mat) Malla de fibra de vidrio absorbente fibra de vidrio absorbente de ácido regulada por válvulas. 34. Batería resistente a la vibración. 35. Sin soporte de manija. 40. La batería está dentro de una "caja de enfriamiento activo" con un tubo de aire al exterior del compartimiento del motor. 41. Utiliza una batería para motocicleta. No hay equivalente BCI. 42. Grupo 27 con bornes tipo X. 43. La batería original no tiene una ubicación estándar de los bornes. Puede requerir modificaciones de los cables. 44. Sin HBL (descongelador de la ventana trasera) pero con ETR (radio electrónico), grupo de computadora de viaje o centro de mensajes audibles. 45. Tamaño de grupo no medido por BCI. 47. La batería recomendada para este vehículo se basa en Ah y no en CCA. 48. Es posible que no cumpla los requisitos del fabricante original. 49. En algunos modelos se requiere un juego de separador de batería. 50. La batería está ventilada hacia el exterior del vehículo. 51. La batería puede requerir una manguera de ventilación. 52. Se usa con adaptador Land Rover AMR3679S, sujetador AMR3679, pernos J-AMR3681. 53. Se usa con adaptador Land Rover AMR3679S. 54. CCA es una clasificación EN (Norma Europea). 55. Se debe restablecer el sistema de la computadora del vehículo. Comuníquese con su especialista de servicio. 56. Varios grupos de tamaños de baterías utilizadas en la producción. 57. Los modelos (2008 y 2009) con radios "MyGig" REN o REZ requieren que el fusible de alimentación de la radio sea removido antes de desconectar la batería. Consulte el procedimiento de servicio Chrysler 08-003-09. 58. Los códigos PR están ubicados en una etiqueta cerca del neumático de repuesto o en el libro de la garantía. 59. Batería de plomo mejorada (EFB) 60. Batería de ion de litio únicamente 61. Con sensor 62. Batería diseñada específicamente para Aplicaciones auxiliares EV/HEV. |
|---|--|

Sécurité d'Abord

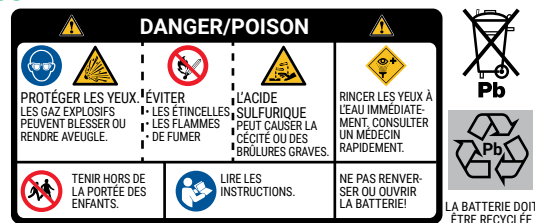
Avertissement Contenu dans la Proposition 65



AVERTISSEMENT: Les plots de batterie, les bornes et les accessoires connexes peuvent vous exposer à des produits chimiques, notamment le plomb et les composés de plomb qui sont connus dans l'État de Californie pour être cancérigène et des causer anomalies congénitales ou d'autres dangers pour la reproduction. Se laver les mains après manipulation. Pour plus d'informations, consultez le site www.P65Warnings.ca.gov.

Pratiques de Sécurité pour le Travail Avec les Batteries

- Protégez toujours les yeux et les mains.
- Gardez les étincelles, les flammes et les cigarettes loin de la batterie.
- Ne vous penchez jamais au-dessus de la batterie pendant le test ou le chargement.
- Assurez-vous que le lieu de travail est bien ventilé.
- Ne respirez pas le brouillard acide.



Installation Sécuritaire des Batteries

- Recommandé : utilisez une alimentation de secours de 12 volts lors du remplacement d'une batterie pour éviter de perdre la mémoire de l'ordinateur. Prenez des précautions, lors de l'utilisation d'une batterie de secours et couvrez l'extrémité du câble positif pour éviter une mise à la masse et des dommages éventuels de l'ordinateur.
- Débranchez le câble négatif (-) en premier, puis le câble positif (+).
- Nettoyez les bornes de la batterie neuve avec une brosse métallique. Nettoyez les extrémités des câbles de la batterie avec une brosse métallique et un nettoyant à batterie ou un mélange d'eau et de bicarbonate de soude. Nettoyez le plateau de la batterie pour enlever les débris éventuels pouvant percer le bas de la batterie neuve.
- Installez la batterie neuve à la position de l'ancienne batterie. Si l'ancienne batterie est dotée d'une enveloppe ou d'un matériau de protection, placez celle ou celui-ci sur la batterie neuve. Si l'enveloppe est endommagée, remplacez-la par une neuve.
- Fixez la batterie dans le plateau avec le dispositif d'ancrage. Remplacez toutes les pièces endommagées ou qui manquent. Fixez le câble positif (+) de la batterie à la borne positive (+) et serrez-le; fixez le câble négatif (-) de la batterie à la borne négative (-) et serrez-le. Consultez ci-dessous les spécifications de couple de serrage.

Bornes automobiles : 50 à 70 lb-po

Bornes latérales : 70 à 90 lb-po

Goujons filetés de $\frac{5}{16}$ po : 100 à 120 lb-po

Goujons filetés de $\frac{3}{8}$ po : 120 à 180 lb-po

Chargement Sécuritaire des Batteries

- N'essayez jamais de charger une batterie sans avoir lu les instructions du chargeur.
- Mettez le chargeur et la minuterie à "Off" avant de connecter les fils de sortie à la batterie pour éviter des étincelles dangereuses.
- Pour éviter une explosion, ne chargez jamais une batterie visiblement endommagée ou gelée.
- Connectez les fils de sortie du chargeur à la batterie: fil rouge positif (+) à la borne positive (+) et le fil noir négatif (-) à la borne négative (-). Si la batterie est encore dans le véhicule, connectez le câble de terre - habituellement le négatif (-) - au bloc moteur, loin de la batterie, pour servir de mise à la terre.
- Assurez-vous que les connexions sont serrées.
- Réglez la minuterie, mettez le chargeur à "On" et augmentez lentement le taux de chargement. **Les chargeurs automatiques ont un taux de charge pré-réglé et pourraient ne pas avoir de commutateur à régler pour le courant de charge (intensité). Consulter le manuel du fabricant ou d'instructions du chargeur avant de commencer à charger.**
- Si la batterie devient chaude au toucher ou crache de l'électrolyte, arrêtez de charger et laissez la batterie refroidir avant de continuer.
- Mettez le chargeur à "Off" avant d'enlever les fils du chargeur de la batterie pour éviter des étincelles dangereuses.

Danger d'Explosion de Batteries

Les batteries contiennent de l'acide sulfurique et peuvent produire des mélanges d'hydrogène explosifs. Le lieu de travail ou de l'entreposage doit être bien aéré sans aucune source d'allumage. Portez toujours un équipement de protection individuel approprié. Enlevez les bouchons seulement pour vérifier l'eau ou pour en ajouter et ne chargez jamais une batterie gelée.

Danger d'Acide de Batteries

Soyez extrêmement prudent au contact avec électrolyte, qui est une solution d'eau et d'acide sulfurique qui peut endommager les vêtements et la peau. Gardez une solution de neutralisation des acides, par exemple à base de bicarbonate de soude.

- Portez une protection adéquate pour les yeux, le visage et les mains.
- Si l'électrolyte éclabousse un oeil, ouvrez immédiatement l'oeil et rincez à grand flot avec de l'eau propre et froide pendant au moins 15 minutes. Consultez rapidement un médecin.
- En cas d'ingestion, buvez de grandes quantités d'eau ou de lait. NE PAS faire vomir. Appelez un médecin.
- À l'aide de bicarbonate de soude, neutralisez tout électrolyte déversé. Après la neutralisation, rincez le véhicule ou l'endroit avec de l'eau.
- Mélanger de l'acide peut être très dangereux! N'essayez pas de le faire sans être adéquatement entraîné.

Entretien de Batterie

Toutes les batteries Interstate sont sans entretien?

La gamme de batteries conventionnelles à électrolyte liquide Interstate pour voiture et de grande capacité à usage commercial sont sans entretien dans des conditions normales d'utilisation.

Que signifie l'expression sans entretien lorsque l'on parle de batteries conventionnelles à électrolyte liquide?

Sans entretien signifie que si la batterie est utilisée dans des conditions normales, elle ne perd pas beaucoup d'eau; en somme, elle est remplie à vie d'électrolyte. En termes techniques, le dégagement de gaz de la batterie est faible. C'est pourquoi certaines batteries n'ont pas ou ne nécessitent pas de bouchons. Celles dotées de bouchons sont également sans entretien, mais un certain entretien est possible.

Y a-t-il des mesures à prendre si ma batterie est sans entretien?

Oui, vous pouvez ne pas avoir à ajouter de l'eau, mais il sera nécessaire de nettoyer et de serrer au couple approprié les pièces de fixation, les câbles, les bornes et le boîtier de batterie. Si vous découvrez que le boîtier de batterie est fissuré et fuit, remplacez la batterie. Vous pouvez utiliser une brosse métallique et un nettoyant pour batterie ou un mélange d'eau et de bicarbonate de soude pour neutraliser l'acide et enlever la corrosion. Ne laissez pas la solution de nettoyage pénétrer dans les éléments de la batterie. Une graisse haute température ou un enduit de protection (aérosol) des bornes peut être utilisé pour empêcher la corrosion sur les bornes de la batterie. Un autre facteur important concernant l'entretien de batterie est la charge. Plus de détails ci-dessous à ce sujet.

Quelles conditions entraînent une perte d'eau anormale dans une batterie?

Plusieurs facteurs peuvent entraîner une perte d'eau plus rapide qu'à la normale dans une batterie.

Températures élevées. Si vous habitez dans un endroit où le climat est chaud et si la batterie est située dans le compartiment moteur, elle est exposée à des températures très élevées entraînant une perte plus rapide de l'eau. Voici pourquoi il est important de réutiliser ou de remplacer tout matériau de protection de la batterie installé par l'usine.

Décharges poussées. Des décharges poussées et des recharges entraînent une perte d'eau plus rapide dans une batterie.

Décharges et recharges fréquentes. Plus les décharges sont fréquentes, plus la perte d'eau est importante.

Surcharge. Une batterie régulièrement surchargée fera l'objet d'une perte d'eau accélérée. Le maintien d'une batterie chargée à sa capacité maximale est important pour la durée de vie de la batterie, par conséquent l'utilisation d'un chargeur approprié minimisera la perte d'eau et les dommages découlant de surcharge ou de sous charge.

Si je dois ajouter de l'eau, quelle eau dois-je utiliser et quelle quantité?

Le mieux est d'utiliser de l'eau distillée car elle ne contient pas de minéraux. Les minéraux dissous dans l'eau entraînent avec le temps une dégradation plus rapide de la batterie. N'ajoutez jamais de l'acide, de l'électrolyte ni tout autre produit chimique, car cela annulera la garantie. Le niveau maximal du remplissage est d' $1\frac{1}{8}$ po en dessous du bas de la cavité d'aération. Le niveau minimal de l'électrolyte est de 2 po au-dessus des plaques. Si le niveau d'eau est très bas et si vous devez charger la batterie, ajoutez de l'eau à mi-hauteur entre le niveau de remplissage min. et le niveau max., puis chargez la batterie. Après la charge, vérifiez le niveau de l'électrolyte et, au besoin, ajoutez de l'eau. Le niveau de l'électrolyte augmentera selon la chaleur de la batterie. Un remplissage trop important de la batterie provoquera un soulèvement des bouchons par l'électrolyte d'où corrosion des bornes de la batterie et des composants avoisinants.

Y a-t-il des batteries qui ne sont pas sans entretien?

Oui, les batteries marines/de VR à décharge poussée à électrolyte liquide à double usage, ou celles de voiture de golf. Vérifiez et ajoutez de l'eau distillée selon le besoin. Le niveau d'électrolyte minimal est d' $1\frac{1}{2}$ po au-dessus des plaques et le niveau maximal est d' $1\frac{1}{8}$ po à $1\frac{1}{4}$ po en dessous du bas des cavités d'aération. Vérifiez les niveaux de l'électrolyte tous les deux à trois mois ou selon le besoin. Plus vous utilisez la batterie, plus les niveaux de l'électrolyte baisseront rapidement.

Qu'arrive-t-il à la batterie si elle est utilisée alors que son niveau d'eau est faible?

Si le niveau de l'électrolyte tombe à la partie supérieure des plaques ou en dessous de ce point, la batterie peut rapidement se détériorer ou produire une sulfatation importante et peut dans certains cas rares, exploser. Une utilisation d'une batterie avec un bas niveau d'eau augmente la teneur en acide ce qui conduit à une corrosion plus rapide de la grille et à un fonctionnement plus chaud de la batterie. L'acide à la partie supérieure des plaques séchera avec formation de cristaux de sulfatation, pouvant entraîner un court-circuit dans cet élément.

Entretien de Batterie

Quel est l'entretien des batteries à tapis de verre absorbé (AGM)?

Les batteries AGM sont par leur nature sans entretien. La formation de gaz reste active à l'intérieur de la batterie, donc, il n'y a aucune perte d'eau dans des conditions normales d'utilisation. Si une batterie AGM est exposée à une surcharge, ces gaz seront évacués et la batterie sèchera et se détériorera prématurément. Comme pour toutes les batteries, les AGM nécessitent un nettoyage des boîtiers de batterie, bornes, câbles et pièces de fixation qui doivent aussi être régulièrement resserrés.

Pourquoi la charge de ma batterie est importante et qu'est-ce que la sulfatation?

Les batteries au plomb comme les conventionnelles à électrolyte liquide, les AGM ou celles au gel doivent être maintenues à 100 % en état de charge pour qu'elles demeurent saines et prêtes à l'emploi. Une batterie sera sulfatée si elle n'est pas complètement rechargée après une utilisation ou laissée déchargée. Une sulfatation se présente lorsque l'acide sulfurique provenant de l'électrolyte pénètre dans les plaques lors de la décharge et se transforme en cristaux suite à un état de décharge prolongée. Il est alors difficile sinon impossible d'inverser l'état de la batterie. La capacité et le rendement d'une batterie sulfatée sont réduits. Pour éviter cette situation, rechargez la batterie peu de temps après son utilisation. Les batteries entreposées doivent être rechargées tous les 2 à 3 mois ou bien un chargeur intelligent multi-étagé doit être utilisé pour leur fournir une charge d'entretien.

Comment puis-je vérifier l'état de charge de ma batterie?











Vous pouvez utiliser un voltmètre pour mesurer la tension à vide (OCV) ou un hydromètre pour mesurer la densité (SG) de l'électrolyte si les bouchons de la batterie ont été enlevés. Un repos de la batterie, pendant 24 heures, est nécessaire avant de mesurer la tension à vide afin de permettre la dissipation de la charge superficielle. Vous pouvez accélérer le retrait de la charge superficielle en chargeant la batterie à raison de 15 à 30 A pendant 30 secondes, puis en laissant la batterie reposer pendant 5 à 10 minutes pour que la tension se stabilise. Cette action permet d'obtenir des mesures beaucoup plus précises de l'OCV. La mesure de la densité (SG) est la méthode préférée pour les batteries conventionnelles. La référence Étape 2 dans l'Étape 4—Vérification des batteries est prévue pour les batteries à électrolyte liquide ou les AGM.

Comment dois-je charger ma batterie?

Pour qu'une batterie soit correctement chargée, trois points basiques sont à prendre en compte : une tension de charge appropriée, une intensité correcte et suffisamment de temps pour remplir la tâche. La tension appropriée est déterminée par l'aspect chimique de la batterie (à électrolyte liquide, AGM ou au gel). Le fabricant de batterie spécifiera les tensions de charge et d'entretien appropriées. L'intensité appropriée sera déterminée par la capacité (Ah) de la batterie. Un niveau de 10 % de la capacité Ah est normal alors que 15 % est une charge rapide. Si la batterie n'est pas classée en Ah, vous pouvez prendre la capacité de réserve (CR) à 25 A et la multiplier par 0,6 pour obtenir approximativement la valeur en Ah selon un taux de 20 heures. Les petites batteries pour voitures tombent normalement dans la plage de 5 à 10 A, alors que les plus grosses se situent entre 10 et 15 A. Enfin, si vous utilisez un chargeur automatique, celui-ci passera automatiquement en mode d'entretien une fois la batterie chargée. Si vous utilisez un chargeur manuel, il vous faudra tester la batterie pour voir si celle-ci est complètement rechargée.

Légende

BORNES:

	Type A: automobile
	Type DT: double
	Type S: lateral (de côté)
	Type A3: Poteau Crayon
	Type T: écrou
	Type M: marine
	Type UT : goujon fileté sur borne de type plot (golf)
	Type UTL : goujon fileté sur borne de type plot à profil bas (golf)
	Type de décalage S : borne de type plot avec trou horizontal (golf)
	Type X: L, écrou drapeau et boulon

LÉGENDES DES PIÈCES:

DP	double usage (décharge profonde/démarrage)
ECL	cycles extreme
HD	service intense
GC	Voiturette de Golf
LHD	service voyage longue durée
MHD	service super intensif
Optima	Dessus Rouge démarrage, Dessus Jaune décharge profonde, Dessus Bleu marine, A borne automobile, D décharge profonde, M marine, S écrou, U double terminale.
RD	service ordinaire
SP	spécial
SRM	démarrage véhicule récréatif marine
VHD	service intensif
XHD	service très intensif

CARACTÉRISTIQUES NOMINALES:

CCA	Cold Cranking Amps/Ampères au démarrage à froid – Énergie au démarrage pendant 30 secondes à 0° F (17.7° C).
CA	Cranking Amps/Énergie au démarrage pendant 30 secondes à 32° F (0° C). Approximations seulement; ne doit pas être confondue avec CCA.
RC	Reserve Capacity/Capacité de réserve – Minutes pendant lesquelles une batterie complètement chargée peut supporter l'intensité nominale 6 volts : Les minutes RC de sortie de 75 A à 80 °F (26,6 °C) jusqu'à ce que la tension aux bornes chute à 5,25 V 8 volts : Les minutes RC de sortie de 56 A à 80 °F (26,6 °C) jusqu'à ce que la tension aux bornes chute à 7 V 12 volts : Les minutes RC de sortie de 75 A à 80 °F (26,6 °C) jusqu'à ce que la tension aux bornes chute à 10,5V
EN	Norme européenne – Norme européenne (EN) de performances de démarrage à froid – y compris la Commission électrotechnique* internationale/norme britannique (CEI/BS). Comme le test SAE, le test EN CCA est effectué à -18 °C (0 °F). L'exigence EN est cependant divisée en deux niveaux, EN1 et EN2. EN1 – La batterie doit atteindre une tension de 7,5 V après une décharge de 10 secondes à la valeur nominale de la batterie. Après un repos de 10 secondes, la batterie est encore déchargée à 0,6 du courant d'origine et doit terminer 73 secondes dans la deuxième étape. La batterie doit être supérieure à 9 V après 20 secondes de décharge de la deuxième étape et doit être égale ou supérieure à 6 V à la fin de la décharge de 73 secondes de la deuxième étape. Le test EN2 est le même que le test EN1, sauf que la période de décharge de la deuxième étape à 6 V doit atteindre 133 secondes. Ce test est utilisé pour les batteries de 12 V des véhicules utilitaires et des automobiles à moteur diesel. La relation du courant de décharge pour satisfaire aux deux conceptions dépend fortement de la conception de la batterie et peut varier d'un fabricant à l'autre et d'une conception à l'autre. La relation entre EN1 et EN2 est la suivante : EN2 = 85 % à 92 % de EN1. La relation est généralement très similaire, mais pas exacte, à la classification SAE/BCI/JIS CCA. *Gracieuseté de Battery Council International
Ah	Ampere Hour/Ampères-heures – Capacité de stockage électrique d'une batterie de 20 heures à 77 °F (25 °C).
MCA	Marine Cranking Amps/ampères au démarrage application marine – Énergie au démarrage pendant 30 secondes à 32° F (0° C). Approximations seulement; ne doit pas être confondue avec CCA.

Schémas – gracieuseté de Battery Council International (BCI)


Vérification de Batterie En 4 Étapes | Batteries Mouillées

Mise en garde: Une vérification de la batterie est la première étape d'un diagnostic du système électrique. Puisqu'une batterie déchargée peut être un symptôme d'un problème sous-jacent, vérifier également le système électrique du véhicule. Vous assurer que tous les outils et testeurs sont étalonnés et donnent une lecture précise.

ÉTAPE 1: Vérification Visuelle

1. Vérifiez le boîtier et remplacez-le s'il est endommagé.
2. Vérifier s'il y a de la corrosion sur les bornes. S'il y en a, la nettoyer.
3. Vérifiez les niveaux d'électrolyte et ajoutez de l'eau distillée au besoin.
Le remplissage minimum est à 13 mm (1/2 po) au-dessus des plaques, le niveau maximum est à 3 mm (1/8 po) en dessous du bas des cavités d'aération.
4. Lisez le code de la date sur le boîtier (les premiers deux caractères) pour déterminer l'âge (mois et l'année) de la batterie.

MOIS	A	B	C	D	E	F	G	H	I	J	K	L
	Jan	Fév	Mar	Avr	Mai	Jun	Jui	Aoû	Sep	Oct	Nov	Déc
ANNÉE	4	5	6	7	8	9	0	1	2	3	4	5
	14	15	16	17	18	19	20	21	22	23	24	25



Février 2018



OU 2/18

ÉTAPE 2: État de Charge

1. Si la batterie est dotée de bouchons d'aération amovibles, vérifiez avec un aréomètre. Si elle est scellée, vérifiez avec un voltmètre.
2. Si l'état de charge est à au moins 75 % et/ou s'il existe une différence de points de densité inférieure à 50 entre les éléments les plus élevés et les éléments les plus bas, passez à l'étape suivante. S'il existe une différence supérieure à 50 points de densité, remplacez la batterie.
3. Si l'état de charge est inférieur à 75 %, chargez la batterie.
4. Enlevez la charge superficielle si la batterie a été chargée (chargeur/alternateur) immédiatement avant le test. Pour enlever la charge superficielle, appliquez une charge de 150 ampères pendant 10 à 15 secondes ou laissez la batterie se reposer pendant 3 heures.

Densimètre

Densité = État de charge

1,285 = 100 %
1,255 = 75 %
1,225 = 50 %
1,185 = 25 %
1,140 = 0 %

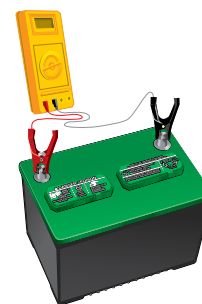
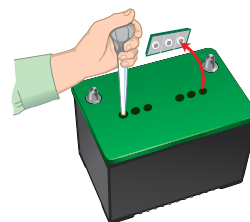
Rechargez si un ou plusieurs éléments sont sous 75 %

Voltmètre

Volts = État de charge

12.84 = 100%
12.60 = 75%
12.41 = 50%
12.20 = 25%
12.01 = 0

Rechargez si en dessous de 75 %



ÉTAPE 3: Essai de Charge

1. Appliquer 1/2 de l'intensité du courant électrique au démarrage à froid (ICEDF) de la batterie pendant 15 secondes.
2. Si l'ICEDF n'est pas visible sur la batterie, vous reporter aux spécifications OE d'ICEDF dans la section *Applications des batteries* de ce guide.
3. Comparez les résultats aux résultats de tension nominale affichés sur le tableau Tension minimale en fonction de la température (ci-dessous).
4. Les batteries indiquant une tension inférieure au minimum échouent à l'essai de charge. Si la batterie échoue à l'essai, passez à l'étape 4.

Tension minimale versus température de la batterie

TEMP. DE LA BATTERIE	F	100°	90°	80°	70°	60°	50°	40°	30°	20°	10°	0°
	C	38°	32°	27°	21°	16°	10°	4°	-1°	-7°	-12°	-18°
VOLTS MINIMUM		9.9	9.8	9.7	9.6	9.5	9.4	9.3	9.1	8.9	8.7	8.5

ÉTAPE 4: Retour (appliquer uniquement à l'essai de charge)


1. Continuez d'observer la tension de remontée après avoir enlevé la charge.
2. Si la batterie ne revient pas à 12,60V (état de charge de 75 %) en une minute, recharger et refaire un essai.
3. Si la tension de la batterie remonte à un état de charge de 75 % ou plus, remplacez la batterie.

Vérification de Batterie En 4 Étapes | Batteries AGM

Mise en garde: Une vérification de la batterie est la première étape d'un diagnostic du système électrique. Puisqu'une batterie déchargée peut être un symptôme d'un problème sous-jacent, vérifiez également le système électrique du véhicule. Vous assurer que tous les outils et testeurs sont étalonnés et donnent une lecture précise.

ÉTAPE 1: Vérification Visuelle

1. Vérifiez et remplacez les batteries endommagées physiquement aux bornes, au boîtier, etc.
2. Vérifier s'il y a de la corrosion sur les bornes. S'il y en a, la nettoyer.
3. Lire le code de date sur le boîtier (les deux premiers caractères) ou sur l'autocollant pour savoir l'âge (mois et année) de la batterie.



Février 2018



ou



L'exemple présenté est celui d'une batterie AGM MTZ. Les impressions de date sur les batteries AGM peuvent varier.

MOIS	A	B	C	D	E	F	G	H	I	J	K	L
	Jan	Fév	Mar	Avr	Mai	Jun	Jui	Août	Sep	Oct	Nov	Déc
ANNÉE	4	5	6	7	8	9	0	1	2	3	4	5
	14	15	16	17	18	19	20	21	22	23	24	25

ÉTAPE 2: État de Charge

1. Recharger si la tension du circuit ouvert de la batterie (OCV) est inférieure à 12,64V (environ 75 % de l'état de charge). Si la tension est aux alentours de 10,5V, la batterie pourrait être gravement déchargée ou elle peut avoir une cellule en court-circuit. Charger la batterie avec prudence en surveillant de près des signes de surchauffe. Charger la batterie avec un chargeur en parallèle ou simple pour les batteries AGM ou scellées.
2. Retirer la charge de surface de la batterie si elle a été chargée immédiatement avant les essais (appliquer une charge de 150 ampères pendant 15 secondes).
3. Si la charge de la batterie est égale ou supérieure à la tension de sortie minimale, procéder à l'étape 3.

Voltmètre

Volts = État de charge

12.88 = 100%


12.64 = 75%

12.39 = 50%

12.09 = 25%

11.80 = 0%

Rechargez si en dessous de 75 %



ÉTAPE 3: Essai de Charge

1. Appliquer la moitié de la charge spécifiée de CCA, à l'aide d'un testeur de charge variable à pile de carbone pendant 15 secondes.
2. Si vous ne pouvez pas atteindre la caractéristique nominale de CCA, reportez-vous au « CA d'origine » dans la section application et charger la batterie à la moitié des spécifications d'origine.
3. Comparer les résultats aux résultats de tension nominale affichés sur le tableau Tension minimale en fonction de la température (ci-dessous).
4. Les batteries avec des résultats de tension en dessous du minimum échouent à l'essai de charge. Si la batterie échoue à l'essai de charge, procéder à l'étape 4.

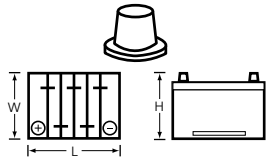
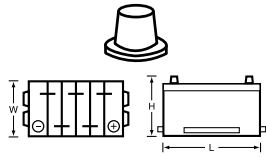
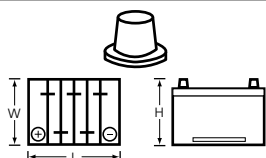
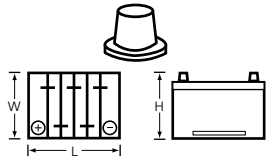
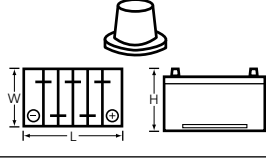
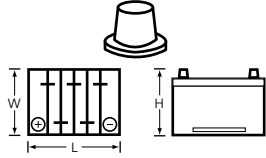
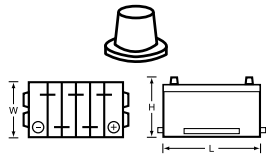
Tension minimale versus température de la batterie

TEMP. DE LA BATTERIE	F	100°	90°	80°	70°	60°	50°	40°	30°	20°	10°	0°
	C	38°	32°	27°	21°	16°	10°	4°	-1°	-7°	-12°	-18°
VOLTS MINIMUM		9.9	9.8	9.7	9.6	9.5	9.4	9.3	9.1	8.9	8.7	8.5

ÉTAPE 4: Retour (appliquer uniquement à l'essai de charge)

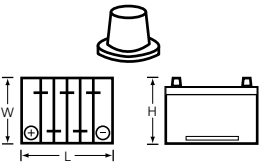
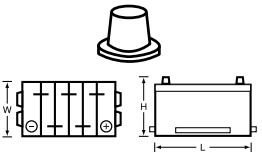
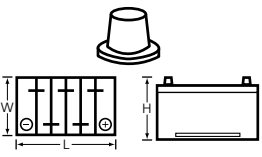
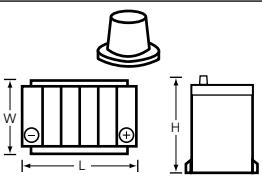
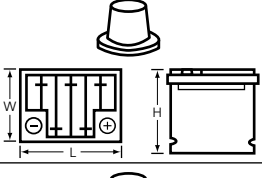
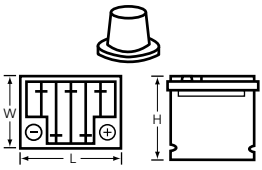
1. Continuer à observer le retour de tension après la suppression de la charge.
2. Si la batterie ne revient pas à 12,64V (état de charge de 75 %) en une minute, recharger et refaire un essai.
3. Si la batterie retourne pas à une tension de 12,65V ou supérieure; la remplacer.

Spécifications des Batteries Automobiles

Taille du Groupe	Borne Figure BCI	Numéro de Pièce	Capacité	Garantie Mois gratuits Total des années	Dimensions (pouces)	Poids (lbs)	Notes	Substitutions de Groupes*
24		MTP-24	CCA 700 CA 875 RC 130	30 mois 6 années	L 11 W 6 7/8 H 8 3/4	44		78DT ^{1B,6} 75DT ^{1C,6} 34 ^{1B} 25 ⁶ 26 ^{1D}
		MT-24	CCA 600 CA 750 RC 110	24 mois 5 années	L 10 1/4 W 6 7/8 H 8 3/4	39		
		M-24	CCA 550 CA 685 RC 95	18 mois	L 10 1/4 W 6 13/16 H 8 5/8	39		
		C24-XHD	CCA 575 CA 720 RC 130	18 mois	L 10 1/4 W 6 13/16 H 8 5/8	41		
24F		MTX-24F	CCA 710 CA 885 RC 120 Ah 70	36 mois	L 10 15/16 W 6 13/16 H 9	45	AGM (Absorbed glass-mat) Fibre de verre imprégnée d'électrolyte	75DT ^{1C,6} 78DT ^{1B,6} 35 ⁶ 34R ^{1B} 26R ^{1D}
		MTX-24F-EFB	CCA 750 CA 935 RC 130 Ah 76	36 mois	L 10 3/16 W 6 3/4 H 8 5/8	43	EFB (Enhanced Flooded Battery) Batterie à électrolyte liquide, améliorée	
		MTP-24F	CCA 750 CA 940 RC 130	30 mois 6 années	L 11 W 6 7/8 H 8 3/4	44		
		MT-24F	CCA 600 CA 750 RC 110	24 mois 5 années	L 10 1/4 W 6 7/8 H 8 3/4	39		
		M-24FHC	CCA 700 CA 875 RC 130	18 mois	L 11 W 6 7/8 H 8 3/4	42		
		M-24F	CCA 530 CA 660 RC 95	18 mois	L 10 3/4 W 6 13/16 H 9	39		
25		MT-25	CCA 550 CA 690 RC 100	24 mois 5 années	L 9 W 6 7/8 H 8 3/4	36		75DT ^{1C,6} 78DT ^{1B,6} 34 ^{1B,6} 24 ⁶ 26 ^{1D}
		M-25	CCA 550 CA 685 RC 100	18 mois	L 9 W 6 7/8 H 8 3/4	36		
26		MT-26	CCA 525 CA 655 RC 85	24 mois 5 années	L 8 W 6 3/4 H 7 3/4	29		75DT ⁶
		M-26	CCA 500 CA 625 RC 85	18 mois	L 8 3/16 W 6 13/16 H 7 13/16	28		
26R		MT-26R	CCA 575 CA 675 RC 90	24 mois 5 années	L 8 1/4 W 6 3/4 H 7 3/4	29		75DT ⁶
		M-26R	CCA 510 CA 635 RC 85	18 mois	L 8 3/16 W 6 13/16 H 7 3/4	29		
27		MT-27	CCA 810 CA 1000 RC 140	24 mois 5 années	L 12 W 6 3/4 H 8 7/8	49		78DT ^{1B,6} 34 ^{1B,6} 24 ⁶
		M-27	CCA 700 CA 875 RC 135	18 mois	L 12 1/16 W 6 13/16 H 8 7/8	49		
27F		MTP-27F	CCA 710 CA 890 RC 165	30 mois 6 années	L 12 W 6 3/4 H 8 7/8	49		24F ⁶ 34R ⁶
		M-27F	CCA 700 CA 875 RC 135	18 mois	L 12 1/16 W 6 13/16 H 8 7/8	50		

Automotive & Light Truck
Automotrices y Camiones Livianos
Automobile et CamionnetteHeavy-Duty Truck
Camiones Para Servicio Pesado
Poids LourdAgriculture
Agrícola
AgricultureIndustrial
IndustrialLawn & Garden
Césped y Jardín
Jardin et PelousePowersports
Vehículos Deportivos
Sports MotorisésReference
Referencia
Référence

Spécifications des Batteries Automobiles

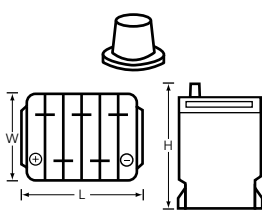
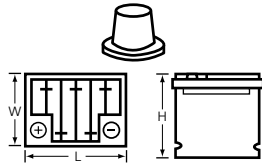
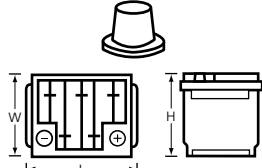
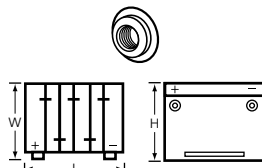
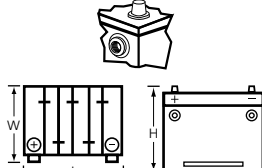
Taille du Groupe	Borne Figure BCI	Numéro de Pièce	Capacité	Garantie Mois gratuits Total des années	Dimensions (pouces)	Poids (lbs)	Notes	Substitutions de Groupes*
34		MTZ-34	CCA 800 CA 1000 RC 125 Ah 63	48 mois	L 10 ¹³ / ₁₆ W 6 ³ / ₄ H 7 ³ / ₄	47	AGM (Absorbed glass-mat) Fibre de verre imprégnée d'électrolyte Livrée avec un adaptateur de hauteur ¹	78DT ⁶ 75DT ⁶
		MTX-34	CCA 740 CA 925 RC 115 Ah 60	36 mois	L 10 ¹ / ₄ W 6 ¹³ / ₁₆ H 7 ³ / ₄	42	AGM (Absorbed glass-mat) Fibre de verre imprégnée d'électrolyte	
		MTP-34	CCA 800 CA 1000 RC 110	30 mois 6 années	L 10 ¹ / ₄ W 6 ⁷ / ₈ H 7 ³ / ₄	38		
		MT-34	CCA 700 CA 875 RC 120	24 mois 5 années	L 10 ¹ / ₄ W 6 ⁷ / ₈ H 7 ³ / ₄	37		
		M-34HC	CCA 685 CA 855 RC 120	18 mois	L 10 ¹ / ₄ W 6 ¹³ / ₁₆ H 7 ⁷ / ₈	37		
		M-34	CCA 540 CA 675 RC 90	18 mois	L 10 ¹ / ₄ W 6 ¹³ / ₁₆ H 7 ⁷ / ₈	37		
34R		MTZ-34R	CCA 800 CA 1000 RC 125 Ah 62	48 mois	L 10 ¹³ / ₁₆ W 6 ³ / ₄ H 7 ³ / ₄	47	AGM (Absorbed glass-mat) Fibre de verre imprégnée d'électrolyte Livrée avec un adaptateur de hauteur ¹	78DT ⁶ 26R ⁶
35		MTX-35	CCA 650 CA 800 RC 100 Ah 55	36 mois	L 9 ¹ / ₁₆ W 6 ¹⁵ / ₁₆ H 8 ⁷ / ₈	42	AGM (Absorbed glass-mat) Fibre de verre imprégnée d'électrolyte	75DT ^{1C,6} 78DT ^{1B,6} 24F ⁶ 34R ^{1B,6}
		MTP-35	CCA 640 CA 800 RC 100	30 mois 6 années	L 9 W 6 ⁷ / ₈ H 8 ³ / ₄	38		
		MT-35	CCA 550 CA 690 RC 100	24 mois 5 années	L 9 W 6 ⁷ / ₈ H 8 ³ / ₄	32		
		M-35HC	CCA 540 CA 675 RC 100	18 mois	L 9 W 7 H 8 ⁷ / ₈	35		
		M-35	CCA 450 CA 560 RC 80	18 mois	L 9 ¹ / ₁₆ W 7 H 8 ⁷ / ₈	35		
36R		MT-36R	CCA 650 CA 810 RC 130	24 mois 5 années	L 10 ³ / ₈ W 7 ¹ / ₄ H 8 ⁷ / ₈	40		34R ^{1A} 58R
40R		MT-40R	CCA 590 CA 740 RC 105	24 mois 5 années	L 10 ¹⁵ / ₁₆ W 6 ⁷ / ₈ H 6 ⁷ / ₈	34		91 42
41		MT-41	CCA 650 CA 810 RC 110	24 mois 5 années	L 11 ¹ / ₂ W 6 ⁷ / ₈ H 6 ⁵ / ₈	35		

Spécifications des Batteries Automobiles

Taille du Groupe	Borne Figure BCI	Numéro de Pièce	Capacité	Garantie Mois gratuits Total des années	Dimensions (pouces)	Poids (lbs)	Notes	Substitutions de Groupes*
42		MT-42	CCA 500 CA 625 RC 75	24 mois 5 années	L 9 5/8 W 7 H 6 3/4	28		91 42
50		C50-XHD	CCA 600 CA 750 RC 108	18 mois	L 13 1/4 W 5 H 8 3/4	44		
51		MT-51	CCA 500 CA 625 RC 85	24 mois 5 années	L 9 3/8 W 5 1/8 H 8 7/8	28		45
		M-51	CCA 425 CA 530 RC 75	18 mois	L 9 3/8 W 5 1/8 H 8 7/8	27		
51R		MTX-51R	CCA 435 CA 500 RC 75 Ah 41	36 mois	L 9 3/8 W 5 1/8 H 8 3/4	29	AGM (Absorbed glass-mat) Fibre de verre imprégnée d'électrolyte	
		MT-51R	CCA 500 CA 625 RC 85	24 mois 5 années	L 9 3/8 W 5 1/8 H 8 7/8	28		
		M-51R	CCA 425 CA 530 RC 75	18 mois	L 9 3/8 W 5 H 8 3/4	27		
56		MT-56	CCA 590 CA 740 RC 95	24 mois 5 années	L 10 W 6 H 8 1/4	34	Livree avec un adaptateur de hauteur ^{1D}	
58		MT-58	CCA 540 CA 675 RC 80	24 mois 5 années	L 9 1/2 W 7 1/4 H 6 7/8	31		
		M-58	CCA 500 CA 625 RC 80	18 mois	L 10 1/16 W 7 3/16 H 7	28		
58R		MT-58R	CCA 610 CA 765 RC 100	24 mois 5 années	L 9 1/2 W 7 1/4 H 6 7/8	31		
59		MT-59	CCA 590 CA 740 RC 100	24 mois 5 années	L 10 1/16 W 7 5/8 H 7 3/4	32		65 58

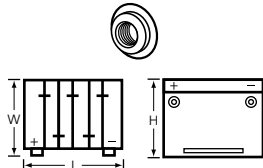
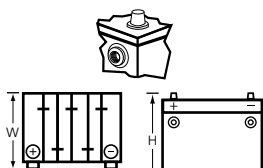
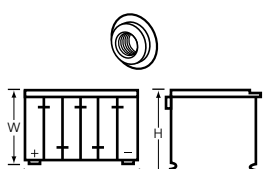
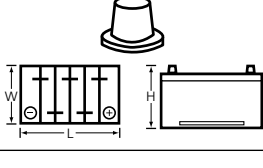
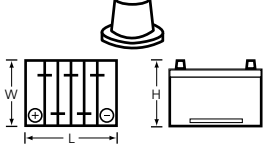
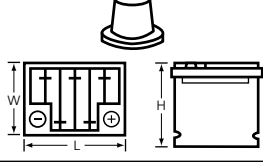
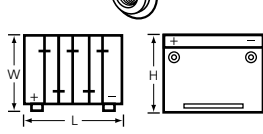
Automotive & Light Truck
Automotrices y Camiones Livianos
Automobile et CamionnetteHeavy-Duty Truck
Camiones Para Servicio Pesado
Poids LourdAgriculture
Agrícola
AgricultureIndustrial
Industrial
IndustrialLawn & Garden
Césped y Jardín
Jardin et PelousePowersports
Vehiculos Deportivos
Sports MotorisésReference
Referencia
Référence

Spécifications des Batteries Automobiles

Taille du Groupe	Borne Figure BCI	Numéro de Pièce	Capacité	Garantie Mois gratuits Total des années	Dimensions (pouces)	Poids (lbs)	Notes	Substitutions de Groupes*
65		MTZ-65	CCA 770 CA 965 RC 130 Ah 65	48 mois	L 11 ¹³ / ₁₆ W 7 ³ / ₁₆ H 7 ³ / ₈	50	AGM (Absorbed glass-mat) Fibre de verre imprégnée d'électrolyte	
		MTX-65	CCA 750 CA 935 RC 120 Ah 68	36 mois	L 12 ¹ / ₁₆ W 7 ⁹ / ₁₆ H 7 ⁷ / ₁₆	45	AGM (Absorbed glass-mat) Fibre de verre imprégnée d'électrolyte	
		MTP-65HD	CCA 850 CA 1000 RC 150	30 mois 6 années	L 12 W 7 ¹ / ₂ H 7 ¹ / ₂	46		
		MTP-65	CCA 750 CA 1000 RC 140	30 mois 6 années	L 11 ³ / ₄ W 7 ³ / ₈ H 7 ⁵ / ₈	45		
		MT-65	CCA 675 CA 845 RC 130	24 mois 5 années	L 12 W 7 ¹ / ₂ H 7 ¹ / ₂	41		
		M-65HC	CCA 850 CA 1000 RC 150	18 mois	L 11 ³ / ₈ W 7 ¹ / ₂ H 7 ¹ / ₂	45		
		M-65	CCA 650 CA 810 RC 130	18 mois	L 12 W 7 ¹ / ₂ H 7 ¹ / ₂	42		
		C65-XHD	CCA 750 CA 940 RC 140	18 mois	L 12 W 7 ¹ / ₂ H 7 ¹ / ₂	46		
66		MT-66	CCA 750 CA 940 RC 140	24 mois 5 années	L 12 ¹ / ₁₆ W 7 ⁹ / ₁₆ H 7 ¹¹ / ₁₆	46		
67R		MTP-67R	CCA 400 CA 500 RC 65	30 mois 6 années	L 9 ¹ / ₈ W 6 ¹³ / ₁₆ H 6 ¹³ / ₁₆	25		
75		MTP-75	CCA 700 CA 875 RC 95	30 mois 6 années	L 9 W 7 ¹ / ₄ H 7 ⁵ / ₈	32		
		MT-75	CCA 650 CA 810 RC 93	24 mois 5 années	L 9 W 7 ¹ / ₄ H 7 ⁵ / ₈	33		75DT ⁶ 78DT ⁶ 70
		M-75	CCA 550 CA 685 RC 80	18 mois	L 9 ¹ / ₁₆ W 7 ¹ / ₄ H 7 ⁵ / ₈	29		
75/86DT		MTZ-75DT	CCA 715 CA 895 RC 90 Ah 50	48 mois	L 9 ⁷ / ₁₆ W 7 H 7 ¹⁵ / ₁₆	43	AGM (Absorbed glass-mat) Fibre de verre imprégnée d'électrolyte	
		MTP-75DT	CCA 650 CA 810 RC 93	30 mois 6 années	L 9 ¹ / ₂ W 7 ¹ / ₄ H 8 ³ / ₈	34		
		M-75DT	CCA 450 CA 560 RC 75	18 mois	L 9 ¹ / ₂ W 7 ¹ / ₄ H 8 ³ / ₈	29		

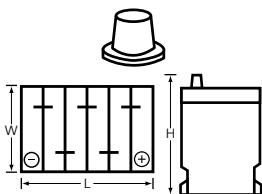
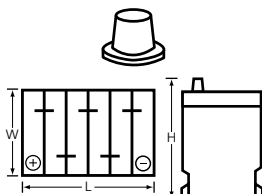
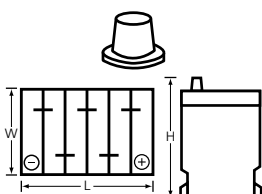
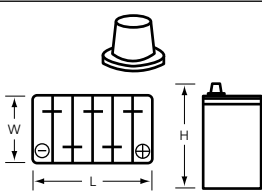
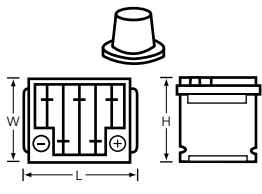

Schémas – gracieuseté de Battery Council International (BCI) *SUBSTITUTIONS: Pour les notes en bas de page, voir page 508.

Spécifications des Batteries Automobiles

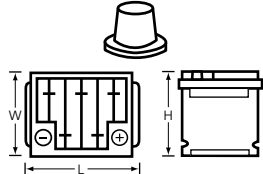
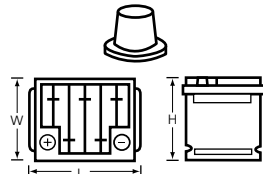
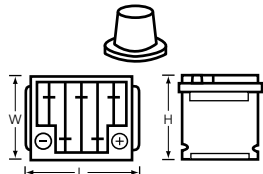
Taille du Groupe	Borne Figure BCI	Numéro de Pièce	Capacité	Garantie Mois gratuits Total des années	Dimensions (pouces)	Poids (lbs)	Notes	Substitutions de Groupes*
78		MTZ-78	CCA 800 CA 1000 RC 125 Ah 62	48 mois	L 10 ^{13/16} W 7 ^{1/8} H 7 ^{5/16}	47	AGM (Absorbed glass-mat) Fibre de verre imprégnée d'électrolyte	78DT ⁶ 75DT ⁶ 75 70
		MTX-78	CCA 740 CA 925 RC 115 Ah 55	36 mois	L 10 ^{1/4} W 7 ^{1/4} H 7 ^{1/8}	42	AGM (Absorbed glass-mat) Fibre de verre imprégnée d'électrolyte	
		MTP-78	CCA 800 CA 1000 RC 110	30 mois 6 années	L 10 ^{1/4} W 7 ^{1/4} H 7 ^{3/8}	38		
		MT-78	CCA 700 CA 875 RC 120	24 mois 5 années	L 10 ^{1/4} W 7 ^{1/4} H 7 ^{3/8}	37		
		M-78	CCA 680 CA 850 RC 120	18 mois	L 10 ^{1/4} W 7 ^{1/4} H 7 ^{3/8}	37		
34/78DT		MTP-78DT	CCA 800 CA 1000 RC 115	30 mois 6 années	L 10 ^{5/16} W 6 ^{7/8} H 7 ^{13/16}	41		34 34R 78
		M-78DT	CCA 780 CA 975 RC 115	18 mois	L 10 ^{1/4} W 6 ^{13/16} H 7 ^{7/8}	39		
		C78DT-XHD	CCA 800 CA 1000 RC 115	18 mois	L 10 ^{5/16} W 6 ^{7/8} H 7 ^{13/16}	40		
79		MT-79	CCA 840 CA 1050 RC 140	24 mois 5 années	L 12 ^{1/16} W 7 ^{1/16} H 7 ^{3/8}	42		
85		MT-85	CCA 625 CA 780 RC 95	24 mois 5 années	L 9 ^{1/16} W 6 ^{13/16} H 8	32		
86		MTP-86	CCA 650 CA 810 RC 95	30 mois 6 années	L 9 ^{1/16} W 6 ^{7/8} H 8	32		75DT ⁶ 26 ⁶
		MT-86	CCA 525 CA 655 RC 90	24 mois 5 années	L 9 ^{1/16} W 6 ^{7/8} H 8	31		
		M-86	CCA 520 CA 650 RC 90	18 mois	L 9 W 6 ^{3/4} H 8	31		
96R		MTP-96R	CCA 590 CA 740 RC 95	30 mois 6 années	L 9 ^{1/2} W 6 ^{15/16} H 6 ^{15/16}	30		
		M-96R	CCA 500 CA 625 RC 90	18 mois	L 9 ^{1/2} W 7 H 7	30		
101		MT-101	CCA 650 CA 810 RC 110	24 mois 5 années	L 10 ^{1/4} W 7 ^{1/16} H 6 ^{11/16}	36		

Automotive & Light Truck
Automotrices y Camiones Livianos
Automobile et CamionnetteHeavy-Duty Truck
Camiones Para Servicio Pesado
Poids LourdAgriculture
Agrícola
AgricultureIndustrial
Industrial
IndustrialLawn & Garden
Césped y Jardín
Jardin et PelousePowersports
Vehículos Deportivos
Sports MotorisésReference
Referencia
Référence

Spécifications des Batteries Automobiles

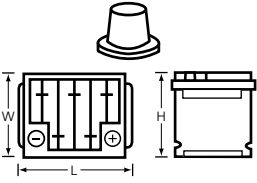
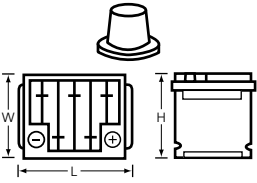


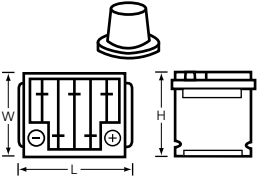
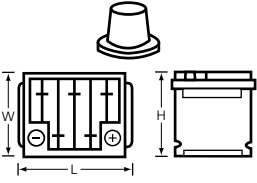
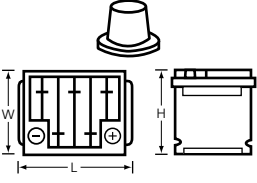
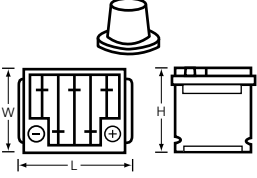
Taille du Groupe	Borne Figure BCI	Numéro de Pièce	Capacité	Garantie Mois gratuits Total des années	Dimensions (pouces)	Poids (lbs)	Notes	Substitutions de Groupes*
Automotive & Light Truck Automotrices y Camiones Livianos Automobile et Camionnette	121R 	MT-121R	CCA 600 CA 750 RC 100	24 mois 5 années	L 9 ³ / ₈ W 5 ¹ / ₈ H 8 ⁷ / ₈	31		
Heavy-Duty Truck Camiones Para Servicio Pesado Poids Lourds	124 	MT-124	CCA 700 CA 875 RC 120	24 mois 5 années	L 10 ³ / ₈ W 7 H 8 ⁵ / ₈	40		
Agriculture Agrícola Agriculture	124R 	MTP-124R	CCA 700 CA 875 RC 120	30 mois 6 années	L 10 ³ / ₈ W 7 H 8 ⁵ / ₈	39		
		M-124R	CCA 675 CA 840 RC 120	18 mois	L 10 ³ / ₈ W 7 H 8 ⁵ / ₈	40		
Industrial Industrial Industriel	151R 	MTP-151R	CCA 370 CA 465 RC 57	30 mois 6 années	L 7 ⁷ / ₁₆ W 4 ¹⁵ / ₁₆ H 8 ⁷ / ₈	23		
Lawn & Garden Césped y Jardín Jardin et Pelouse	H4 (140R) 	MTP-H4	CCA 480 CA 585 RC 74 Ah 52	30 mois 6 années	L 10 W 6 ⁷ / ₈ H 7 ¹ / ₂	35		
		MTZ-47/H5	CCA 650 CA 800 RC 105 Ah 62	48 mois	L 9 ¹ / ₂ W 6 ⁷ / ₈ H 7 ¹ / ₂	42	AGM (Absorbed glass-mat) Fibre de verre imprégnée d'électrolyte	
Powersports Vehículos Deportivos Sports Motorisés	H5 (47) 	MTX-47/H5	CCA 650 CA 750 RC 100 Ah 60	36 mois	L 9 ⁹ / ₁₆ W 6 ¹⁵ / ₁₆ H 7 ¹ / ₂	39	AGM (Absorbed glass-mat) Fibre de verre imprégnée d'électrolyte	
		MTX-47/H5-EFB	CCA 650 CA 810 RC 110 Ah 61	36 mois	L 9 ¹ / ₂ W 6 ⁷ / ₈ H 7 ¹ / ₂	38	EFB (Enhanced Flooded Battery) Batterie à électrolyte liquide, améliorée	
		MT-47/H5	CCA 650 CA 810 RC 100 Ah 54	24 mois 5 années	L 9 ⁹ / ₁₆ W 6 ¹⁵ / ₁₆ H 7 ¹ / ₂	33		
		M-47/H5	CCA 630 CA 785 RC 100 Ah 54	18 mois	L 9 ⁹ / ₁₆ W 6 ¹⁵ / ₁₆ H 7 ¹ / ₂	33		

Spécifications des Batteries Automobiles

Taille du Groupe	Borne Figure BCI	Numéro de Pièce	Capacité	Garantie Mois gratuits Total des années	Dimensions (pouces)	Poids (lbs)	Notes	Substitutions de Groupes*
H6 (48) 		MTZ-48/H6	CCA 730 CA 915 RC 130 Ah 70	48 mois	L 10 ^{15/16} W 6 ^{7/8} H 7 ^{1/2}	48	AGM (Absorbed glass-mat) Fibre de verre imprégnée d'électrolyte	
		MTX-48/H6	CCA 760 CA 950 RC 120 Ah 70	36 mois	L 10 ^{15/16} W 6 ^{7/8} H 7 ^{1/2}	45	AGM (Absorbed glass-mat) Fibre de verre imprégnée d'électrolyte	
		MTX-48/H6-EFB	CCA 750 CA 935 RC 120 Ah 74	36 mois	L 11 W 6 ^{7/8} H 7 ^{1/2}	42	EFB (Enhanced Flooded Battery) Batterie à électrolyte liquide, améliorée	
		MTP-48/H6	CCA 750 CA 910 RC 115 Ah 70	30 mois 6 années	L 11 W 6 ^{15/16} H 7 ^{1/2}	39		
		MT-48/H6	CCA 700 CA 770 RC 95 Ah 50	24 mois 5 années	L 10 ^{15/16} W 6 ^{7/8} H 7 ^{1/2}	35		
		M-48/H6	CCA 700 CA 760 RC 95 Ah 50	18 mois	L 10 ^{7/8} W 6 ^{15/16} H 7 ^{1/2}	35		
H6R (148) 		MTP-H6R	CCA 600 CA 750 RC 110 Ah 74	30 mois 6 années	L 11 W 6 ^{7/8} H 7 ^{3/8}	48		
H7 (94R) 		MTZ-94R/H7	CCA 840 CA 1000 RC 155 Ah 80	48 mois	L 12 ^{3/8} W 6 ^{7/8} H 7 ^{1/2}	55	AGM (Absorbed glass-mat) Fibre de verre imprégnée d'électrolyte	
		MTX-94R/H7	CCA 850 CA 1000 RC 140 Ah 80	36 mois	L 12 ^{3/8} W 6 ^{7/8} H 7 ^{1/2}	52	AGM (Absorbed glass-mat) Fibre de verre imprégnée d'électrolyte	
		MTP-94R/H7	CCA 800 CA 985 RC 130 Ah 80	30 mois 6 années	L 12 ^{3/8} W 6 ^{7/8} H 7 ^{1/2}	43		
		M-94R/H7	CCA 750 CA 935 RC 130 Ah 80	18 mois	L 12 ^{7/16} W 6 ^{15/16} H 7 ^{1/2}	43		

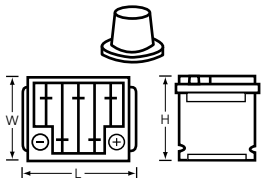
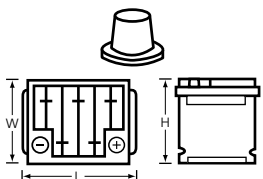
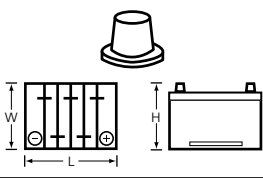
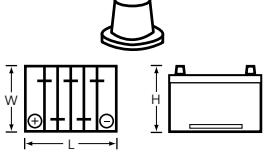
Automotive & Light Truck
Automotrices y Camiones Livianos
Automobile et CamionnetteHeavy-Duty Truck
Camiones Para Servicio Pesado
Poids LourdsAgriculture
Agrícola
AgricultureIndustrial
Industrial
IndustrialLawn & Garden
Césped y Jardín
Jardin et PelousePowersports
Vehículos Deportivos
Sports MotorisésReference
Referencia
Référence

Spécifications des Batteries Automobiles

Taille du Groupe	Borne Figure BCI	Numéro de Pièce	Capacité	Garantie Mois gratuits Total des années	Dimensions (pouces)	Poids (lbs)	Notes	Substitutions de Groupes*
H8 (49) 		MTZ-49/H8	CCA 950 CA 1100 RC 160 Ah 94	48 mois	L 13 ⁷ / ₈ W 6 ⁷ / ₈ H 7 ¹ / ₂	63	AGM (Absorbed glass-mat) Fibre de verre imprégnée d'électrolyte	
		MTX-49/H8	CCA 900 CA 1000 RC 160 Ah 95	36 mois	L 13 ¹⁵ / ₁₆ W 6 ⁷ / ₈ H 7 ¹ / ₂	59	AGM (Absorbed glass-mat) Fibre de verre imprégnée d'électrolyte	
		MTP-49/H8	CCA 730 CA 910 RC 175 Ah 100	30 mois 6 années	L 13 ¹⁵ / ₁₆ W 6 ⁷ / ₈ H 7 ¹ / ₂	50		
		MT-49/H8	CCA 900 CA 1000 RC 150 Ah 80	24 mois 5 années	L 13 ¹⁵ / ₁₆ W 6 ¹⁵ / ₁₆ H 7 ¹ / ₂	48		
		M-49/H8	CCA 850 CA 1000 RC 150 Ah 80	18 mois	L 13 ¹⁵ / ₁₆ W 6 ¹⁵ / ₁₆ H 7 ¹ / ₂	48		
H9 (95R) 		MTX-95R/H9	CCA 950 CA 1000 RC 190 Ah 100	36 mois	L 15 ⁹ / ₁₆ W 6 ¹⁵ / ₁₆ H 7 ¹ / ₂	65	AGM (Absorbed glass-mat) Fibre de verre imprégnée d'électrolyte	
		MTP-95R/H9	EN 950 CA 1000 RC 180 Ah 110	30 mois 6 années	L 15 ⁹ / ₁₆ W 6 ¹⁵ / ₁₆ H 7 ¹ / ₂	64		
AUX (400) 		MTX-AUX14	Ah 12	12 mois	L 5 ⁷ / ₈ W 3 ⁷ / ₁₆ H 5 ³ / ₄	11	AGM (Absorbed glass-mat) Fibre de verre imprégnée d'électrolyte	
AUX (401) 		MTX-AUX12	Ah 10	12 mois	L 5 ⁷ / ₈ W 3 ⁷ / ₁₆ H 5 ¹ / ₈	9	AGM (Absorbed glass-mat) Fibre de verre imprégnée d'électrolyte	
T4 (99R) 		MTP-T4	CCA 470 CA 585 RC 70	30 mois 6 années	L 8 ¹ / ₈ W 6 ⁷ / ₈ H 6 ⁷ / ₈	27		
T5 (90) 		MTP-90/T5	CCA 600 CA 750 RC 90 Ah 56	30 mois 6 années	L 9 ⁹ / ₁₆ W 6 ¹⁵ / ₁₆ H 6 ¹⁵ / ₁₆	32		47 ⁶
T6 (91) 		MT-91/T6	EN 600 Ah 60	24 mois 5 années	L 10 ¹⁵ / ₁₆ W 6 ⁷ / ₈ H 6 ⁷ / ₈	37		
T7 (92) 		MT-92/T7	EN 720 Ah 80	24 mois 5 années	L 12 ³ / ₈ W 6 ⁷ / ₈ H 6 ⁷ / ₈	45		

Schémas – gracieuseté de Battery Council International (BCI) *SUBSTITUTIONS: Pour les notes en bas de page, voir page 508.

Spécifications des Batteries Automobiles

Taille du Groupe	Borne Figure BCI	Numéro de Pièce	Capacité	Garantie Mois gratuits Total des années	Dimensions (pouces)	Poids (lbs)	Notes	Substitutions de Groupes*
T8 (93)		MT-93/T8	EN 800 Ah 90	24 mois 5 années	L 13^{15/16} W 6^{7/8} H 6^{7/8}	51		
V4 (102R)		MTP-V4	EN 520 Ah 35	30 mois 6 années	L 8^{1/8} W 6^{7/8} H 5^{5/16}	24		
46A24L		MT-MX-5	CCA 370 CA 465 RC 45	24 mois 5 années	L 7^{1/2} W 5 H 6^{1/2}	21		
46B24R		MTX-S46B24R	CCA 410 CA 510 RC 75	36 mois	L 9^{5/16} W 5^{1/16} H 8^{15/16}	29	AGM (Absorbed glass-mat) Fibre de verre imprégnée d'électrolyte	

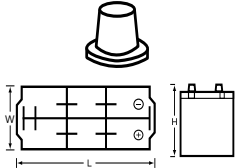
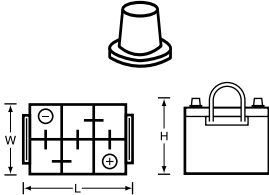
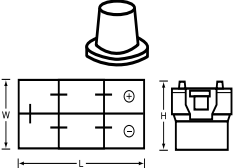
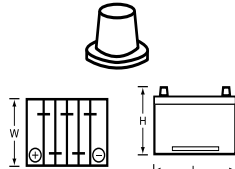
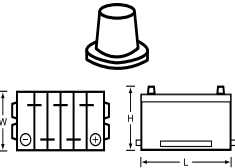
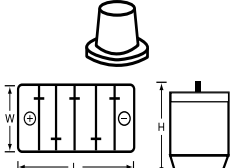
Automotive & Light Truck
Automotrices y Camiones Livianos
Automobile et CamionnetteHeavy-Duty Truck
Camiones Para Servicio Pesado
Poids LourdsAgriculture
Agrícola
AgricultureIndustrial
Industrial
IndustrialLawn & Garden
Césped y Jardín
Jardin et PelousePowersports
Vehículos Deportivos
Sports MotorisésReference
Referencia
Référence

Spécifications des Batteries à Usage Commercial

Taille du Groupe	Borne Figure BCI	Numéro de Pièce	Volts	Capacité	Garantie Mois gratuits	Dimensions (pouces)	Poids (lbs)	Notes & Substitutions de Groupes*
1 (8V)		1-8V-VHD	8	CCA 360 CA 430 RC 110	6 mois	L 9 W 6 7/8 H 8 3/4	33	
1		1-VHD	6	CCA 640 CA 750 RC 160 Ah 93	6 mois	L 9 W 7 H 8 3/4	31	
2		2-XHD	6	CCA 625 CA 750 RC 160 Ah 87	6 mois	L 10 5/16 W 7 H 8 3/4	37	Subst.: Group 1 ⁶
3EE		3EE-VHD	12	CCA 370 CA 440 RC 100 Ah 58	6 mois	L 19 1/4 W 4 3/8 H 8 3/4	44	
3EH		3EH-VHD	6	CCA 850 CA 1020 RC 280 Ah 140	6 mois	L 19 1/4 W 4 5/16 H 10	51	Fond de plaquettes collé à l'époxy
3ET		3ET-VHD	12	CCA 460 CA 550 RC 120 Ah 70	6 mois	L 19 1/4 W 4 3/8 H 9 3/4	50	Subst.: Group 3EE ⁶
4		4-XHD	6	CCA 1000 CA 1250 RC 295	6 mois	L 12 3/4 W 7 1/8 H 9 1/8	50	
4D		4D-XHD	12	CCA 1000 CA 1250 RC 295	6 mois	L 20 3/4 W 8 1/4 H 9 5/8	97	Fond de plaquettes collé à l'époxy
		4D-AGMX	12	CCA 1300 CA 1625 RC 370 Ah 170	36 mois	L 20 3/8 W 8 3/4 H 8 9/16	117	AGM (Absorbed glass-mat) Fibre de verre imprégnée d'électrolyte Décharge profonde/démarrage Décharge-recharge élevée

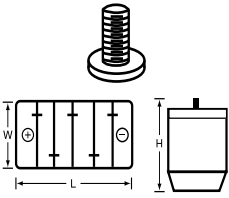
Schémas – gracieuseté de Battery Council International (BCI) *SUBSTITUTIONS: Pour les notes en bas de page, voir page 508.

Spécifications des Batteries à Usage Commercial

Taille du Groupe	Borne Figure BCI	Numéro de Pièce	Volts	Capacité	Garantie Mois gratuits	Dimensions (pouces)	Poids (lbs)	Notes & Substitutions de Groupes*
4DLT		4DLT-VHD	12	CCA 860 CA 1075 RC 235	6 mois	L 20 W 8 1/8 H 8	87	Fond de plaquettes collé à l'époxy
6TL		6TL	12	CCA 825 CA 215	6 mois	L 11 W 10 1/2 H 9	70	Décharge profonde
8D		8D-XHD	12	CCA 1155 CA 1445 RC 380	6 mois	L 20 3/4 W 11 H 9 5/8	124	Fond de plaquettes collé à l'époxy Subst.: Group 4D ⁶
		8D-MHD	12	CCA 1400 CA 1750 RC 450	6 mois	L 20 3/4 W 11 H 9 5/8	132	Fond de plaquettes collé à l'époxy Subst.: Group 4D ⁶
		8D-AGMX	12	CCA 1500 CA 1875 RC 475 Ah 220	36 mois	L 20 3/8 W 10 7/8 H 8 7/8	143	AGM (Absorbed glass-mat) Fibre de verre imprégnée d'électrolyte Décharge profonde/démarrage Décharge-recharge élevée
29H/30H		29H-VHD	12	CCA 660 CA 825 RC 160	18 mois	L 13 W 6 3/4 H 9 3/8	52	Fond de plaquettes collé à l'époxy
29NF		29NF-VHD	12	CCA 420 CA 525 RC 77	6 mois	L 13 W 5 1/2 H 9	38	
31A		31P-VHD	12	CCA 660 CA 825 RC 160	18 mois	L 13 W 6 13/16 H 9 17/16	53	Fond de plaquettes collé à l'époxy
		31P-ECL	12	CCA 700 CA 875 RC 190 Ah 104	18 mois	L 13 W 6 3/4 H 9 3/8	61	Fond de plaquettes collé à l'époxy Décharge-recharge élevée
		31P-LHD	12	CCA 750 CA 940 RC 180	18 mois	L 13 W 6 3/4 H 9 3/8	57	Fond de plaquettes collé à l'époxy
		31P-HD	12	CCA 925 CA 1110 RC 180 Ah 104	18 mois	L 13 W 6 13/16 H 9 7/16	58	Fond de plaquettes collé à l'époxy
		31P-MHD	12	CCA 950 CA 1190 RC 195	18 mois	L 13 W 6 3/4 H 9 3/8	60	Fond de plaquettes collé à l'époxy
		31P-AGM7	12	CCA 925 CA 1155 RC 200 Ah 100	36 mois	L 13 W 6 3/4 H 9 3/8	70	AGM (Absorbed glass-mat) Fibre de verre imprégnée d'électrolyte Décharge profonde/démarrage Décharge-recharge élevée

Automotive & Light Truck
Automotrices y Camiones Livianos
Automobile et CamionnetteHeavy-Duty Truck
Camiones Para Servicio Pesado
Poids LourdAgriculture
Agrícola
AgricultureIndustrial
Industrial
IndustrialLawn & Garden
Césped y Jardín
Jardin et PelousePowersports
Vehículos Deportivos
Sports MotorisésReference
Referencia
Référence

Spécifications des Batteries à Usage Commercial

Taille du Groupe	Borne Figure BCI	Numéro de Pièce	Volts	Capacité	Garantie Mois gratuits	Dimensions (pouces)	Poids (lbs)	Notes & Substitutions de Groupes*
31T		31-VHD	12	CCA 660 CA 825 RC 160	18 mois	L 13 W 6 3/4 H 9 3/8	53	Fond de plaquettes collé à l'époxy
		31-ECL	12	CCA 700 CA 875 RC 190	18 mois	L 13 W 6 3/4 H 9 3/8	61	Fond de plaquettes collé à l'époxy Décharge-recharge élevée
		31-LHD	12	CCA 750 CA 940 RC 180	18 mois	L 13 W 6 3/4 H 9 3/8	57	Fond de plaquettes collé à l'époxy
		31-HD	12	CCA 925 CA 1110 RC 180 Ah 104	18 mois	L 13 W 6 13/16 H 9 7/16	58	Fond de plaquettes collé à l'époxy
		31-MHD	12	CCA 950 CA 1190 RC 195	18 mois	L 13 W 6 3/4 H 9 3/8	60	Fond de plaquettes collé à l'époxy
		31-XHD	12	CCA 1000 CA 1250 RC 195	18 mois	L 13 W 6 3/4 H 9 3/8	61	Fond de plaquettes collé à l'époxy
		31-AGMX	12	CCA 1150 CA 1440 RC 205 Ah 100	36 mois	L 13 W 6 3/4 H 9 3/8	78	AGM (Absorbed glass-mat) Fibre de verre imprégnée d'électrolyte Décharge profonde/démarrage Décharge-recharge élevée
		31-AGM7	12	CCA 925 CA 1155 RC 200 Ah 100	36 mois	L 13 W 6 3/4 H 9 3/8	70	AGM (Absorbed glass-mat) Fibre de verre imprégnée d'électrolyte Décharge profonde/démarrage Décharge-recharge élevée
		31-AGM5	12	CCA 925 CA 1110 RC 200 Ah 100	36 mois	L 13 W 6 3/4 H 9 3/8	60	AGM (Absorbed glass-mat) Fibre de verre imprégnée d'électrolyte Décharge profonde/démarrage Décharge-recharge élevée

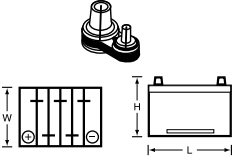
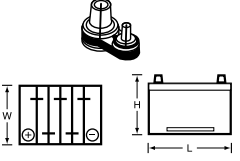
Lawn & Garden
Césped y Jardín
Jardin et PelousePowersports
Vehículos Deportivos
Sports MotorisésReference
Referencia
Référence

Spécifications des Batteries Marines/de VR

Taille du Groupe	Borne Figure BCI	Numéro de Pièce	Volts	Capacité	Garantie Mois gratuits	Dimensions (pouces)	Poids (lbs)	Notes & Substitutions de Groupes*
4DMDC		SRM-4D	12	CCA 1314 MCA 1645 RC 390 Ah 195	6 mois	L 21 W 8 1/4 H 10 3/8	117	Décharge profonde/ démarrage Fond de plaquettes collé à l'époxy
24MDP		24M-AGM-A	12	CCA 750 MCA 940 RC 140 Ah 70	24 mois	L 10 1/4 W 6 13/16 H 8 7/8	45	AGM (Absorbed glass- mat) Fibre de verre imprégnée d'électrolyte Décharge profonde/ démarrage Décharge-recharge élevée
24MDP		HD24-DP	12	CCA 405 MCA 505 RC 100 Ah 64	12 mois	L 11 W 6 7/8 H 9	41	Décharge profonde/ démarrage
24MDC		24M-EFB	12	CCA 590 MCA 700 RC 140 Ah 77	24 mois	L 10 1/4 W 6 13/16 H 8 11/16	46	EFB (Enhanced Flooded Battery) Batterie à électrolyte liquide, améliorée Décharge profonde
		SRM-24	12	CCA 550 MCA 690 RC 140 Ah 81	12 mois	L 11 W 6 7/8 H 9	46	Décharge profonde/ démarrage
24MS		24M-XHD	12	CCA 800 MCA 1000 RC 135	12 mois	L 11 W 6 7/8 H 9	45	Démarrage seulement
		24M-HD	12	CCA 500 MCA 625 RC 95	12 mois	L 11 W 6 7/8 H 9	39	
		24M-RD	12	CCA 400 MCA 500 RC 75	12 mois	L 11 W 6 7/8 H 9	37	
27MDP		27M-AGM	12	CCA 850 MCA 975 RC 182 Ah 85	36 mois	L 12 7/16 W 5 3/4 H 8 7/8	59.7	AGM (Absorbed glass- mat) Fibre de verre imprégnée d'électrolyte Décharge profonde/ démarrage Décharge-recharge élevée
27MDC		27M-EFB	12	CCA 675 MCA 800 RC 160 Ah 90	24 mois	L 12 3/4 W 6 3/4 H 9 1/2	50	EFB (Enhanced Flooded Battery) Batterie à électrolyte liquide, améliorée Décharge profonde
		SRM-27	12	CCA 600 MCA 750 RC 160 Ah 88	12 mois	L 12 3/4 W 6 3/4 H 9	50	Décharge profonde/ démarrage
27MS		27M-XHD	12	CCA 800 MCA 1000 RC 182	12 mois	L 12 3/4 W 6 3/4 H 9	52	Démarrage seulement
31MDP		31M-AGM	12	CCA 925 MCA 1155 RC 200 Ah 100	36 mois	L 13 W 6 13/16 H 9 7/16	72	AGM (Absorbed glass- mat) Fibre de verre imprégnée d'électrolyte
		31M-AGM-A	12	CCA 825 MCA 1030 RC 200 Ah 100	24 mois	L 13 W 6 13/16 H 9 7/16	64	Décharge profonde/ démarrage Décharge-recharge élevée

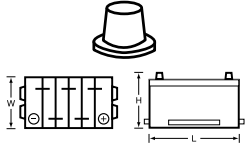
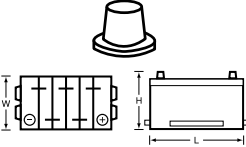
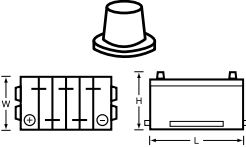
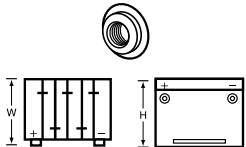
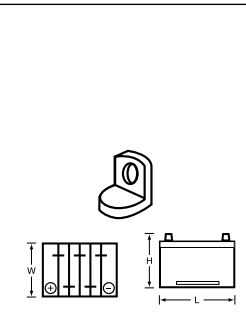
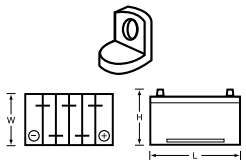
Automotive & Light Truck
Automotrices y Camiones Livianos
Automobile et CamionnetteHeavy-Duty Truck
Camiones Para Servicio Pesado
Poids LourdAgriculture
Agrícola
AgricultureIndustrial
Industrial
IndustrialLawn & Garden
Césped y Jardín
Jardin et PelousePowersports
Vehículos Deportivos
Sports MotorisésReference
Referencia
Référence

Spécifications des Batteries Marines/de VR

Taille du Groupe	Borne Figure BCI	Numéro de Pièce	Volts	Capacité	Garantie Mois gratuits	Dimensions (pouces)	Poids (lbs)	Notes & Substitutions de Groupes*
31MDC		SRM-31	12	CCA 675 MCA 845 RC 210 Ah 98	12 mois	L 13 W 6 3/4 H 9 5/8	60	Décharge profonde/démarrage
34MDC		34M-AGM	12	CCA 800 MCA 1000 RC 125 Ah 62	36 mois	L 10 13/16 W 6 3/4 H 7 7/8	48	AGM (Absorbed glass-mat) Fibre de verre imprégnée d'électrolyte Décharge profonde/démarrage

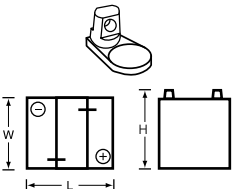
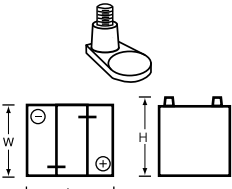
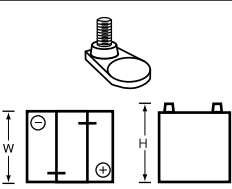
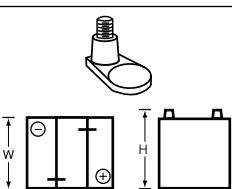
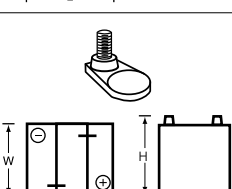
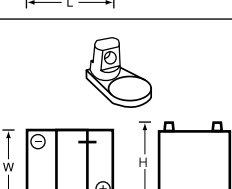
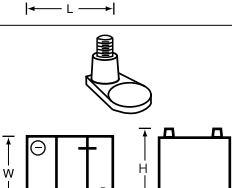
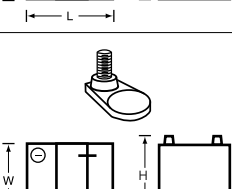
Agriculture
Agrícola
AgricultureIndustrial
Industrial
IndustrialLawn & Garden
Césped y Jardín
Jardin et PelousePowersports
Vehículos Deportivos
Sports MotorisésReference
Referencia
Référence

Spécifications des Jardins et Pelouses

Taille du Groupe	Borne BCI Figure	Numéro de Pièce	Volts	Capacité	Garantie Mois gratuits	Dimensions (pouces)	Poids (lbs)	Notes & Substitutions de Groupes*
22F		SP-22F	12	CCA 450 CA 560 RC 75	6 mois	L 9 3/8 W 6 7/8 H 8 1/8	31	Démarrage seulement
22NF		SP-22NF	12	CCA 500 CA 625 RC 75	6 mois	L 9 3/8 W 5 1/2 H 8 3/4	28	Démarrage seulement Subst.: Group 51R
45		SP-45	12	CCA 480 CA 600 RC 74	6 mois	L 9 7/16 W 5 1/2 H 8 15/16	29	Démarrage seulement 51
70		SP-70	12	CCA 525 CA 655 RC 85	6 mois	L 8 1/8 W 7 1/8 H 7 1/2	28	Démarrage seulement 75DT ⁶ 75
U1		SP-40	12	CCA 350 CA 435 RC 41 Ah 29	6 mois	L 7 3/4 W 5 3/16 H 7 1/4	18	Démarrage seulement
		SP-30	12	CCA 250 CA 310 RC 24 Ah 20	6 mois	L 7 3/4 W 5 3/16 H 7 5/16	16	Démarrage seulement
		SP-35	12	CCA 300 CA 375 RC 32 Ah 23	6 mois	L 7 3/4 W 5 3/16 H 7 1/4	17	Démarrage seulement
		SP-18	12	CCA 215 CA 235 RC 22 Ah 17	6 mois	L 7 3/4 W 5 3/16 H 7 5/16	15	Démarrage seulement
U1R		SP-30R	12	CCA 250 CA 310 RC 24 Ah 20	6 mois	L 7 3/4 W 5 3/16 H 7 5/16	16	Démarrage seulement
		SP-35R	12	CCA 300 CA 375 RC 32 Ah 23	6 mois	L 7 3/4 W 5 3/16 H 7 1/4	17	Démarrage seulement


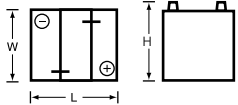


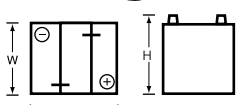


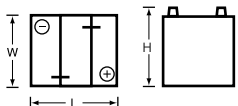


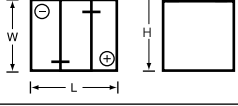


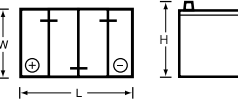


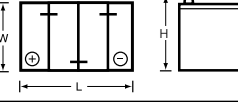


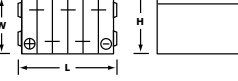

Automotive & Light Truck
Automotrices y Camiones Livianos
Automobile et CamionnetteHeavy-Duty Truck
Camiones Para Servicio Pesado
Poids LourdAgriculture
Agrícola
AgricultureIndustrial
Industrial
IndustrialLawn & Garden
Césped y Jardín
Jardin et PelousePowersports
Vehículos Deportivos
Sports MotorisésReference
Referencia
Référence

Spécifications des Voiturette de Golf

Taille du Groupe	Borne Figure BCI	Numéro de Pièce	Volts	Capacité	Garantie Mois gratuits	Dimensions (pouces)	Poids (lbs)	Notes & Substitutions*
Automotive & Light Truck Automotrices y Camiones Livianos Automobile et Camionnette		GC2-ECL-S	6	CA 447 RC 115 @ 75A Ah 225	12 mois	L 10 ^{5/16} W 7 ^{1/8} H 11	62	Décharge profonde
Heavy-Duty Truck Camiones Para Servicio Pesado Poids Lourds		GC2-ECL-UT	6	CA 447 RC 115 @ 75A Ah 225	12 mois	L 10 ^{5/16} W 7 ^{1/8} H 11 ^{1/8}	62	Décharge profonde
Agriculture Agrícola Agriculture		GC2-ECL-UTL	6	CA 447 RC 115 @ 75A Ah 225	12 mois	L 10 ^{5/16} W 7 ^{1/8} H 11	62	Décharge profonde
Industrial Industrial Industriel		GC2-HCL-UT	6	CA 383 RC 105 @ 75A Ah 210	12 mois	L 10 ^{5/16} W 7 ^{1/8} H 11 ^{1/8}	58	Décharge profonde
		GC2-HCL-UTL	6	CA 383 RC 105 @ 75A Ah 210	12 mois	L 10 ^{5/16} W 7 ^{1/8} H 11	58	Décharge profonde
Lawn & Garden Césped y Jardín Jardin et Pelouse		GC2HC-S	6	CA 488 RC 132 @ 75A Ah 240	6 mois	L 10 ^{5/16} W 7 ^{1/8} H 11	66	Décharge profonde
Powersports Vehículos Deportivos Sports Motorisés		GC2HC-UT	6	CA 488 RC 132 @ 75A Ah 240	6 mois	L 10 ^{5/16} W 7 ^{1/8} H 11 ^{1/4}	66	Décharge profonde
		GC2HC-UTL	6	CA 488 RC 132 @ 75A Ah 240	6 mois	L 10 ^{5/16} W 7 ^{1/8} H 11	66	Décharge profonde

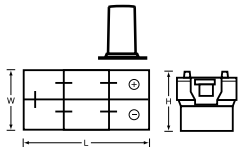
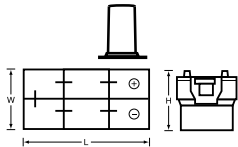
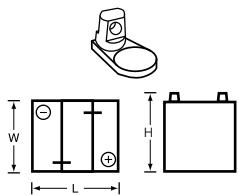
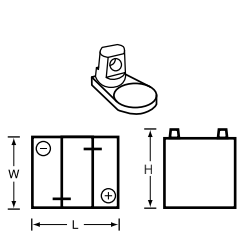
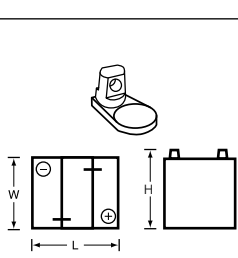
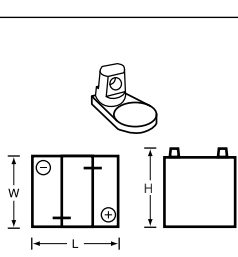
Schémas – gracieuseté de Battery Council International (BCI) *SUBSTITUTIONS: Pour les notes en bas de page, voir page 508.

Spécifications des Voiturette de Golf

Taille du Groupe	Borne Figure BCI	Numéro de Pièce	Volts	Capacité	Garantie Mois gratuits	Dimensions (pouces)	Poids (lbs)	Notes & Substitutions*
	  	GC2XHC-S	6	CA 530 RC 145 @ 75A Ah 260	6 mois	L 10^{5/16} W 7^{1/8} H 11^{11/16}	72	Décharge profonde
GC2	  	GC2XHC-UT	6	CA 530 RC 145 @ 75A Ah 260	6 mois	L 10^{5/16} W 7^{1/8} H 12	72	Décharge profonde
	  	GC2XHC-UTL	6	CA 530 RC 145 @ 75A Ah 260	6 mois	L 10^{5/16} W 7^{1/8} H 11^{1/2}	72	Décharge profonde
GC2	  	GC2-HD-AGM	6	CCA 710 CA 475 RC 124 @ 75A Ah 210	12 mois	L 10^{1/4} W 7^{1/8} H 10^{3/4}	66	AGM (Absorbed glass-mat) Fibre de verre imprégnée d'électrolyte Décharge profonde
GC8	  	GC8-HCL-UT	8	CA 295 RC 117 @ 56A Ah 170	12 mois	L 10^{1/4} W 7^{1/8} H 11^{1/8}	63	Décharge profonde
	  	GC8-HCL-UTL	8	CA 295 RC 117 @ 56A Ah 170	12 mois	L 10^{1/4} W 7^{1/8} H 11	63	Décharge profonde
GC12	  	GC12-HCL-UTL	12	CA 280 RC 70 @ 75A Ah 150	12 mois	L 13 W 7^{1/8} H 10^{3/4}	85	Décharge profonde

Automotive & Light Truck
Automotrices y Camiones Livianos
Automobile et CamionnetteHeavy-Duty Truck
Camiones Para Servicio Pesado
Poids LourdAgriculture
Agrícola
AgricultureIndustrial
Industrial
IndustrialLawn & Garden
Césped y Jardín
Jardin et PelousePowersports
Vehículos Deportivos
Sports MotorisésReference
Referencia
Référence

Spécifications des Batteries Utilitaires et des Équipements à Décharge Profonde

Taille du Groupe	Borne Figure BCI	Numéro de Pièce	Volts	Capacité	Garantie Mois gratuits	Dimensions (pouces)	Poids (lbs)	Notes & Substitutions*
Automotive & Light Truck Automotrices y Camiones Livianos Automobile et Camionnette	4D 	AGM4D	12	Ah 200	6 mois	L 21 W 8 ³ / ₁₆ H 9 ⁷ / ₁₆	129	AGM (Absorbed glass-mat) Fibre de verre imprégnée d'électrolyte Décharge profonde
Heavy-Duty Truck Camiones Para Servicio Pesado Poids Lourds	8D 	AGM8D	12	Ah 250	6 mois	L 20 ¹ / ₂ W 10 ¹ / ₂ H 9 ¹¹ / ₁₆	169	AGM (Absorbed glass-mat) Fibre de verre imprégnée d'électrolyte Décharge profonde
Agriculture Agrícola Agriculture	901 	901-S	6	CA 475 RC 130 @ 75A Ah 235	6 mois	L 12 ³ / ₁₆ W 6 ⁷ / ₈ H 11 ⁷ / ₁₆	67	Décharge profonde
		902	6	CA 711 RC 195 @ 75A Ah 330	6 mois	L 12 ³ / ₈ W 6 ⁷ / ₈ H 14 ⁷ / ₁₆	94	Décharge profonde
Industrial Industrial Industriel	902 	902HC-S	6	CA 781 RC 215 @ 75A Ah 360	6 mois	L 12 ³ / ₈ W 6 ⁷ / ₈ H 14 ⁷ / ₁₆	98	Décharge profonde
		903	6	CA 850 RC 220 @ 75A Ah 420	6 mois	L 12 ³ / ₁₆ W 6 ⁷ / ₈ H 16 ⁷ / ₁₆	111	Décharge profonde
Lawn & Garden Césped y Jardín Jardin et Pelouse	903 	903-S	12	CA 380 RC 104 @ 75A Ah 205	6 mois	L 15 ⁷ / ₁₆ W 6 ⁷ / ₈ H 14 ¹¹ / ₁₆	117	Décharge profonde
		921	12	CA 440 RC 121 @ 75A Ah 225	6 mois	L 15 ⁷ / ₁₆ W 6 ⁷ / ₈ H 14 ¹¹ / ₁₆	123	Décharge profonde
Powersports Vehiculos Deportivos Sports Motorisés	921 	921-S	12	CA 380 RC 104 @ 75A Ah 205	6 mois	L 15 ⁷ / ₁₆ W 6 ⁷ / ₈ H 14 ¹¹ / ₁₆	117	Décharge profonde
		921HCS-S	12	CA 440 RC 121 @ 75A Ah 225	6 mois	L 15 ⁷ / ₁₆ W 6 ⁷ / ₈ H 14 ¹¹ / ₁₆	123	Décharge profonde

Spécifications des OPTIMA®

Taille du Groupe	Borne Figure BCI	Numéro de Pièce	Volts	Capacité	Garantie Mois gratuits	Dimensions (pouces)	Poids (lbs)	Notes
A-6V		SC6A	6	CCA 800 CA 1000 RC 100	36 mois	L 10 W 3 1/2 H 7 15/16	23	
25		SC25A	12	CCA 720 CA 910 RC 90	36 mois	L 9 5/16 W 6 13/16 H 7 5/8	32	Poignée en poly
27		SC27DM	12	CCA 800 MCA 1000 RC 140	24 mois	L 12 3/16 W 6 13/16 H 8 3/4	55	Décharge profonde/ démarrage
27F		SC27FDA	12	CCA 830 CA 1000 RC 140	36 mois	L 12 3/16 W 6 13/16 H 8 3/4	55	Décharge profonde/ démarrage
31		SC31DA	12	CCA 900 CA 1125 RC 155	24 mois	L 12 13/16 W 6 1/2 H 9 3/8	61	Décharge profonde/ démarrage
		SC31DM	12	CCA 900 MCA 1125 RC 155	24 mois	L 12 13/16 W 6 1/2 H 9 3/8	61	
		SC31DS	12	CCA 900 CA 1125 RC 155	24 mois	L 12 13/16 W 6 1/2 H 9 3/8	61	
34		SC34A	12	CCA 800 CA 1000 RC 100	36 mois	L 10 W 6 13/16 H 7 13/16	41	Poignée en poly
		SC34DM	12	CCA 750 MCA 870 RC 120	24 mois	L 10 W 6 13/16 H 7 15/16	46	Décharge profonde/ démarrage Poignée en poly
		SC34M	12	CCA 800 MCA 1000 RC 100	24 mois	L 10 W 6 13/16 H 7 15/16	41	Démarrage seulement Poignée en poly
34R		SC34R	12	CCA 800 CA 1000 RC 100	36 mois	L 10 W 6 13/16 H 7 13/16	38	Poignée en poly
35		SC35A	12	CCA 720 CA 910 RC 90	36 mois	L 9 5/16 W 6 13/16 H 7 5/8	32	Poignée en poly
		SC35DA	12	CCA 620 CA 770 RC 100	36 mois	L 9 5/16 W 6 13/16 H 7 5/8	37	Décharge profonde/ démarrage Poignée en poly

Schémas – gracieuseté de Battery Council International (BCI) *SUBSTITUTIONS: Pour les notes en bas de page, voir page 508.

Automotive & Light Truck
Automotrices y Camiones Livianos
Automobile et CamionnetteHeavy-Duty Truck
Camiones Para Servicio Pesado
Poids LourdAgriculture
Agrícola
AgricultureIndustrial
Industrial
IndustrialLawn & Garden
Césped y Jardín
Jardin et PelousePowersports
Vehículos Deportivos
Sports MotorisésReference
Referencia
Référence

Spécifications des OPTIMA®

Taille du Groupe	Borne Figure BCI	Numéro de Pièce	Volts	Capacité	Garantie Mois gratuits	Dimensions (pouces)	Poids (lbs)	Notes
46B24R		SC46B24RD	12	CCA 450 CA 575 RC 66	36 mois	L 9 ⁵ / ₁₆ W 5 ¹ / ₁₆ H 8 ¹⁵ / ₁₆	26	Décharge profonde/ démarrage Poignée en poly
51		SC51DA	12	CCA 450 CA 575 RC 66	36 mois	L 9 ⁵ / ₁₆ W 5 ¹ / ₁₆ H 8 ⁷ / ₈	26	Décharge profonde/ démarrage Poignée en poly
51R		SC51RDA	12	CCA 450 CA 575 RC 66	36 mois	L 9 ⁵ / ₁₆ W 5 ¹ / ₁₆ H 8 ⁷ / ₈	26	Décharge profonde/ démarrage Poignée en poly
75DT (25)		SC75U	12	CCA 720 CA 910 RC 90	36 mois	L 9 ³ / ₈ W 6 ¹³ / ₁₆ H 7 ⁵ / ₈	33	Poignée en poly
		SC75DU	12	CCA 620 CA 770 RC 100	36 mois	L 9 ³ / ₈ W 6 ¹³ / ₁₆ H 7 ⁵ / ₈	38	Décharge profonde/ démarrage Poignée en poly
78DT (34)		SC34U	12	CCA 800 CA 1000 RC 100	36 mois	L 10 W 6 ¹³ / ₁₆ H 7 ¹³ / ₁₆	41	Poignée en poly
		SC34DU	12	CCA 750 CA 870 RC 120	36 mois	L 10 W 6 ¹³ / ₁₆ H 7 ¹³ / ₁₆	46	Décharge profonde/ démarrage Poignée en poly

Industrial
Industrial
IndustrielLawn & Garden
Césped y Jardín
Jardin et PelousePowersports
Vehículos Deportivos
Sports MotorisésReference
Referencia
Référence

Spécifications des Sports Motorisés • Activée en Usine • AGM, Haute Performance

12-Volt

Type de batterie	Capacité Ah (10H-R)	Dimensions – Pouces (± 1/16 pouce)			Disposition (Selon la polarité du couvercle)	Type de bornes (Voir page 501)	Courant de charge ordinaire (amp)	CCA ♦ @ 0° F (-17.7° C)
		L	W	H				
FAITZ7S	6	4 7/16	2 3/4	4 3/16		11	0.60	100
FAITZ10S	8.6	5 15/16	3 7/16	3 5/8		11	0.86	180
FAITZ12S	11	5 15/16	3 7/16	4 5/16		11	1.10	190
FAITZ14S	11.2	5 15/16	3 7/16	4 5/16		11	1.12	210
FAYTX20HL-PW ^{††}	18	6 7/8	3 7/16	6 7/8 ^S		4	1.80	310
FAGYZ16H	16	6	3 7/16	5 3/4		5	1.60	240
FAGYZ16HL	16	6	3 7/16	5 3/4		5	1.60	240
FAGYZ20H	20	6 7/8	3 7/16	6 1/8		13	2.00	320
FAGYZ20HL	20	6 7/8	3 7/16	6 1/8		13	2.00	320
FAGYZ32HL	32	6 9/16	5	6 7/8		13	3.20	500

Automotive & Light Truck
Automotrices y Camiones Livianos
Automobile et CamionnetteHeavy-Duty Truck
Camiones Para Servicio Pesado
Poids Lourd

Spécifications des Sports Motorisés • Activée en Usine • AGM

12-Volt

Type de batterie	Capacité Ah (10H-R)	Dimensions – Pouces (± 1/16 pouce)			Disposition (Selon la polarité du couvercle)	Type de bornes (Voir page 501)	Courant de charge ordinaire (amp)	CCA ♦ @ 0° F (-17.7° C)
		L	W	H				
FAITX4L	3	4 1/2	2 3/4	3 1/2		5	0.3	60
FAITX5L	4	4 1/2	2 3/4	4 1/4		5	0.4	80
FAITX7L	6	4 1/2	2 3/4	5 1/4		5	0.6	100
FAITX9	8	6	3 1/2	4 1/4		5	0.8	135
FAITX12	10	6	3 1/2	5 1/4		5	1	180
FAITX14H	14	6	3 1/2	5 3/4		5	1.4	240
FAITX14AH ^{†††}	12	5 1/4	3 1/2	6 1/2		5	1.2	210
FAITX14AHL	12	5 1/4	3 1/2	6 1/2		4	1.2	210
FAITX20CH	18	6	3 1/2	6 1/4		4	1.8	270
FAITX20H	18	7	3 1/2	6		4	1.8	320
FAYTX20L	18	7	3 1/2	6		4	1.8	270
FAITX24HL	21	8 1/16	3 1/2	6 1/2		4	2.1	350
FAYIX30L-PW ^{††}	30	6 9/16	5	6 7/8		5	3	400

Agriculture
Agrícola
AgricultureIndustrial
Industrial
IndustrialLawn & Garden
Césped y Jardín
Jardin et PelousePowersports
Vehículos Deportivos
Sports Motorisés

♦ Puissance nominale (CCA) basée sur des valeurs théoriques. À titre de référence seulement.

S Hauteur avec entretoise de 20 mm pour le remplacement de IB16CL-B.

†† Inclut une entretoise pour une adaptation appropriée dans les cas d'applications de motomarines.

††† Comprend une entretoise de 10 mm pour compenser la hauteur lors du remplacement de IB14A-A1 et de IB14A-A2.

Toutes les batteries actives en usine et toutes les batteries AGM sont scellées et sans entretien.

Schémas – gracieuseté de Battery Council International (BCI)

Reference
Referencia
Référence

Type de batterie	Capacité Ah (10H-R)	Dimensions – Pouces (± 1/16 pouce)			Disposition (Selon la polarité du couvercle)	Type de bornes (Voir page 501)	Courant de charge ordinaire (amp)	CCA ♦ @ 0° F (-17.7° C)
		L	W	H				
CYT4B-BS	2.3	4 1/2	1 9/16	3 7/16		13	0.2	40
CITX4L-BS	3	4 1/2	2 13/16	3 3/8		5	0.3	60
CITX5L-BS	4	4 1/2	2 13/16	4 3/16		5	0.4	80
CITX7A-BS	6	5 7/8	3 7/16	3 3/4		5	0.6	105
CITX7L-BS	6	4 1/2	2 13/16	5 3/16		5	0.6	100
CIT7B-BS	6.5	6	2 9/16	3 11/16		11	0.7	120
CITX9-BS	8	6	3 7/16	4 3/16		5	0.8	135
CIT9B-BS	8	6	2 3/4	4 1/8		11	0.8	120
CITX12-BS	10	5 7/8	3 7/16	5 1/8		5	1	180
CIT12A-BS	10	6	3 7/16	4 3/16		5	1	175
CIT12B-BS	10	6	2 3/4	5 1/8		11	1	215
CITX14-BS	12	5 7/8	3 1/2	5 3/4		5	1.2	200
CITX14L-BS	12	5 7/8	3 1/2	5 3/4		5	1.2	200
CIT14B-BS	12	6	2 3/4	5 3/4		11	1.2	210
CITX14AH-BS	12	5 1/4	3 1/2	6 1/2		4	1.2	210
CITX14AHL-BS	12	5 1/4	3 1/2	6 1/2		4	1.2	210
CITX16-BS	14	5 7/8	3 1/2	6 1/4		4	1.4	230
CYTX16-BS-1	14	6	3 7/16	6 3/8		1	1.4	230
CYT19BL-BS	17.7	7 5/16	3 1/16	6 11/16		10	1.8	170
CITX20H-BS	18	6	3 1/2	6		4	1.8	320
CITX16CL-B-BS	19	6 7/8	4	6 7/8		4	1.9	270
CYTX20HL-BS-PW ^{††}	18	6 7/8	3 7/16	6 7/8		4	1.8	310
CITX24HL-BS	21	8	3 1/2	6 1/2		4	2.1	350
CITX30CL-B-BS	30	6 7/8	5 3/16	7 9/16		4	3	385
CYIX30L-BS-PW ^{††}	30	6 9/16	5	6 7/8		4	3	400

♦ Puissance nominale (CCA) basée sur des valeurs théoriques. À titre de référence seulement.

†† Inclut une entretoise pour une adaptation appropriée dans les cas d'applications de motomarines.

Schémas – gracieuseté de Battery Council International (BCI)

Type de batterie	Capacité Ah (10H-R)	Dimensions – Pouces (± 1/16 pouce)			Disposition (Selon la polarité du couvercle)	Type de bornes (Voir page 501)	Courant de charge ordinaire (amp)	CCA ♦ @ 0° F (-17.7° C)
		L	W	H				
HIB16A-AB	16	5 7/8	3 9/16	7 1/8		7	1.6	210
I50-N18L-A	20	8 1/16	3 9/16	6 3/8		7	2	260
IB10A-A2	11	5 5/16	3 9/16	6 1/16		8	1.1	160
IB10L-A2	11	5 5/16	3 9/16	5 11/16		8	1.1	160
IB12A-A	12	5 1/4	3 1/8	6 5/16		6	1.2	165
IB12AL-A	12	5 1/4	3 1/8	6 5/16		6	1.2	165
12N7-3B	7	5 3/8	3	5 1/4		6	0.7	74
12N7D-3B	7	5 5/16	3	5 7/8		6	0.7	74
12N9-4B-1	9	5 3/8	3	5 7/16		6	0.9	85
IB7-A	8	5 3/8	3	5 1/4		6	0.8	124
IB7C-A	8	5 3/16	3 5/8	4 9/16		6	0.8	124
IB7L-B	8	5 3/8	3	5 1/4		6	0.8	124
IB9-B	9	5 3/8	3	5 7/16		6	0.9	130
IB9A-A	9	5 3/8	3	6		6	0.9	124
IB9L-B	9	5 3/8	3	5 7/16		6	0.9	130
12N12A-4A-1	12	5 1/4	3 1/8	6 5/16		6	1.2	113
IB12C-A	12	5 5/16	3 1/8	6 13/16		4	1.2	165
12N14-3A	14	5 5/16	3 9/16	6 1/2		8	1.4	128
IB14-A2	14	5 5/16	3 9/16	6 1/2		8	1.4	190
IB14A-A2	14	5 5/16	3 9/16	6 15/16		8	1.4	190
IB14L-A2	14	5 5/16	3 9/16	6 1/2		8	1.4	190
IB16AL-A2	16	8 1/16	2 3/4	6 7/16		4	1.6	200
IB16B-A1	16	6 3/16	3 1/2	6 3/8		1	1.6	207
IB18-A	18	7 1/8	3 9/16	6 5/16		4	1.9	235
IB16CL-B	19	6 7/8	4	6 7/8		7	1.8	240
IHD-12	28	7 15/16	5 1/8	6 3/8		9	2.8	240
IB30CL-B	30	6 1/2	5 1/8	7 9/16		4	3	300
IB30L-B	30	6 1/2	5 1/8	6 15/16		4	3	300

Automotive & Light Truck
Automotrices y Camiones Livianos
Automobile et CamionnetteHeavy-Duty Truck
Camiones Para Servicio Pesado
Poids LourdsAgriculture
Agrícola
AgricultureIndustrial
Industrial
IndustrialLawn & Garden
Césped y Jardín
Jardin et PelousePowersports
Vehículos Deportivos
Sports MotorisésReference
Referencia
Référence

Spécifications des Sports Motorisés • Conventiennelle

6-Volt

Type de batterie	Capacité Ah (10H-R)	Dimensions – Pouces (± 1/16 pouce)			Disposition (Selon la polarité du couvercle)	Courant de charge ordinaire (amp)
		L	W	H		
6N2-2A-WL	2	2 3/4	1 3/4	3 13/16		0.20
6N4-2A-WL	4	2 13/16	2 13/16	3 11/16		0.40
6N5.5-1D	5.5	3 7/16	2 3/4	3 7/8		0.55
6N6-3B	6	3 7/8	2 1/4	4 1/4		0.60

♦ Puissance nominale (CCA) basée sur des valeurs théoriques. À titre de référence seulement.

Schémas – gracieuseté de Battery Council International (BCI)

Spécifications pour les Tracteurs Japonais

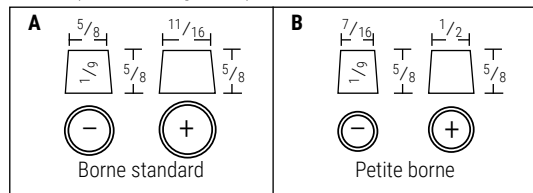
Numéro de Pièce	Plaque/cellule	Capacité Ah ▲ (5 hr)	Capacité Ah ▲ (20 hr)	CCA ◆ @ 0° F (-17.7° C)	Minutes de Capacité de Réserve (80° F)	Dimensions hors-tout (pouces)			Courant de charge (amp)	Se reporter à la légende pour	
						L	W	H		Bornes	Disposition
NS40ZL	9	28	35	275	52	7 ³ / ₄	5 ¹ / ₁₆	8 ¹⁵ / ₁₆	3.5	B	2
NS40ZL(S)*	9	28	35	275	52	7 ³ / ₄	5 ¹ / ₁₆	8 ¹⁵ / ₁₆	3.5	A	2
N100	17	80	100	475	200	16	6 ¹³ / ₁₆	8 ¹ / ₄	10.0	A	1
N120	21	96	120	420	240	19 ⁷ / ₈	7 ³ / ₁₆	10 ¹ / ₈	12.0	A	3
NS60	13	36	45	330	75	9 ³ / ₈	5 ¹ / ₁₆	8 ¹⁵ / ₁₆	4.5	B	1

▲ Données basées sur les spécifications JIS/SAE; à titre de référence seulement.

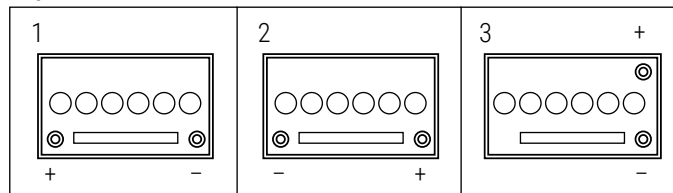
◆ Les notations CCA sont basées sur des valeurs théoriques. Pour référence seulement.

* (S) signifie borne standard

Bornes (mesures en pouces)



Disposition de la batterie



Schémas – gracieuseté de Battery Council International (BCI)

Référence de Bas de Page pour Sports Motorisés








































- A Utilise le kit d'espacement Buell
- B Modifications d'ancrages peuvent être requis
- E Couvercle de raccordement pièce no 478651 obligatoire
- F Batterie équipé d'un port de capteur d'eau
- H Numéro de produit original pour moto de fabrication Européenne
- M Une modification du câble peut être requise pour une mise à niveau de la batterie
- TA Adapteur de terminal requis
- 2 Deux batteries requises
- 4 Nécessité une batterie scellée, activée a la manufacture

Décoder les Numéros de Pièces des Batteries de Sports Motorisés

Conventionnelle	Conventionnelle à Haute Performance	AGM
12 N 12A - 4 A - 1	IB 16A L - A 2	C/FA YTX 14 A H L - BS - 1
<p>1 2 3 4 5 6</p> <p>1 Tension nominale (6 V ou 12 V)</p> <p>2 Batterie conventionnelle ventilée</p> <p>3 Capacité de 10 heures de la batterie</p> <p>4 Emplacement de la polarité</p> <p>5 Emplacement de l'échappement</p> <p>6 Désigne une borne unique</p>	<p>1 2 3 4</p> <p>1 Batterie conventionnelle à haute performance</p> <p>2 Taille du logement de la batterie</p> <p>3 Emplacement de la polarité</p> <p>4 Emplacement de la borne et de l'échappement</p>	<p>1 2 3 4 5 6 7 8</p> <p>1 Indique « Factory Activated » ou « Carry Out » (Activée à l'usine ou À activer)</p> <p>2 VRLA/AGM à haute performance (ITX, YTX, YIX, YTZ, YT, GYZ, ITZ)</p> <p>3 Classement des performances</p> <p>4 Désigne la taille du logement de batterie unique</p> <p>5 ICEDF supérieur</p> <p>6 Emplacement de la polarité</p> <p>7 Électrolyte avec système de bouteille d'injection de liquide par simple pression sur un bouton</p> <p>8 Désigne une borne unique</p>

Configurations des Bornes pour Sports Motorisés

Les bornes se présentent sous différentes formes d'une batterie à l'autre. Identifiez la bonne batterie de rechange d'après la liste de ce livret pour être assuré de la bonne configuration des bornes. Pour les applications personnalisées, reportez-vous au tableau suivant pour identifier la forme de bornes et les batteries correspondantes.

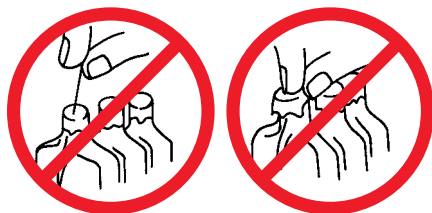
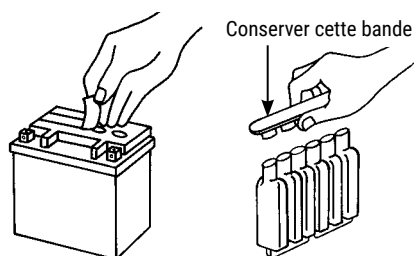
Bornes			
Type	Avant	Côté	Dessus
1			
2			
3			
4			
5			
6			
7			
8			
9			
10			
11			
12			
13			

Activation et Charge des Batteries

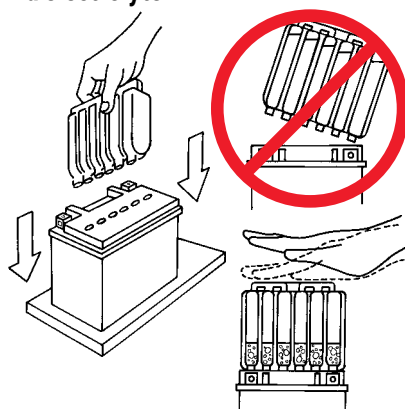
Batteries étanches sans entretien (types CYT)

Activation

1. Placez la batterie sur une surface plane. La batterie doit être sortie du véhicule. Portez des gants protecteurs et une protection oculaire pour travailler sur les batteries.
2. Retirez le récipient d'électrolyte du sac plastique. Tirez sur la bande de bouchons. **Mettez la bande de côté. (Vous l'utiliserez plus tard à l'étape 5 comme bouchon de fermeture de la batterie.)** Utilisez uniquement le récipient qui accompagne la batterie. Il contient la quantité exacte d'électrolyte pour votre modèle spécifique – c'est important pour sa durée de vie et son fonctionnement. Ne percez pas et n'ouvrez pas les cellules étanches du récipient d'électrolyte. N'essayez pas de séparer les cellules individuelles.



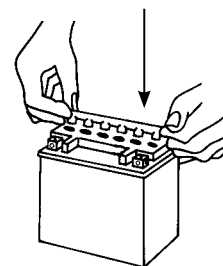
3. Placez le récipient d'électrolyte, le dessus étanche des cellules vers le bas, dans les trous de remplissage de la batterie. Tenez le récipient de niveau et poussez vers le bas pour briser les joints d'étanchéité. Vous verrez des bulles d'air se former lorsque les trous se remplissent. **N'inclinez pas le récipient d'électrolyte.**



4. Vérifiez le débit de l'électrolyte. **Laissez le récipient en place pendant 20 minutes ou plus longtemps jusqu'à ce qu'il se vide complètement.** Si aucune bulle d'air ne se forme en provenance des trous de remplissage, ou si les cellules du récipient ne se sont pas complètement vidées, donnez quelques petits coups sur le récipient. Ne retirez pas le récipient de la batterie tant qu'il n'est pas vide. La batterie a besoin de tout l'électrolyte du récipient pour fonctionner correctement. Assurez-vous que le récipient d'électrolyte se vide complètement.

5. Étanchéisation de la batterie : Retirez le contenant d'électrolyte vide de la batterie. Insérez bien la bande de bouchons dans les trous de remplissage de la batterie. Assurez-vous que la bande de bouchons est bien insérée et à niveau du haut de la batterie. Logez les bouchons uniquement à la force des mains. N'enlevez pas les bouchons une fois arrivé à ce point.

Bande de bouchons
(bouchons de batterie)
Appuyer vers le bas
horizontalement avec les deux mains



Charge

Les batteries nouvellement activées nécessitent une charge initiale pour les mettre en un état de charge de 100 %. Suivez les directives de charge fournies sur l'étiquette attachée au sommet de la batterie.

Durée de repos : Dans le cas des batteries de moins de 18 Ah, laissez la batterie reposer pendant un minimum d'une heure avant l'installation. Dans le cas des batteries de plus de 18 Ah, laissez-les reposer pendant un minimum de deux heures avant l'installation sur le véhicule.

Charge



Exemple d'étiquette – sans entretien

MÉTHODE DE CHARGE CITX4L-BS

- CE CI EST UNE BATTERIE ÉTANCHE; LES CAPUCHONS D'ÉTANCHEITÉ DOIVENT ÊTRE CONSIDÉRÉS COMME PERMANENTS.
- NE PAS RETIRER LES CAPUCHONS POUR AJOUTER DE L'EAU OU POUR CHARGER LA BATTERIE. CHARGER SUR 12 V SELON L'INTENSITÉ DE COURANT ET LA DURÉE EN HEURES MENTIONNÉES CI-DESSOUS.

1 A x 3 à 6 heures

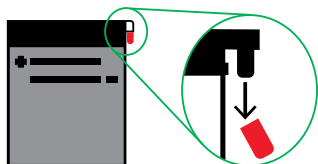
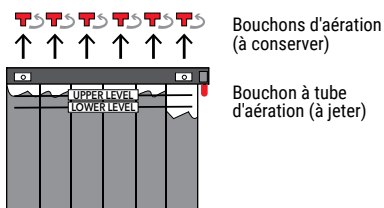
- **MISE EN GARDE :** Portez toujours des gants protecteurs et une protection oculaire pour travailler sur les batteries.
- Ne retirez pas les capuchons pour ajouter de l'eau ou pour charger la batterie. Les capuchons d'étanchéité doivent être considérés comme permanents.
- Si la batterie devient chaude au toucher, arrêtez de charger. Laissez la batterie refroidir avant de continuer la charge. Lorsqu'elle est refroidie, chargez à une intensité plus basse.
- Vérifiez la tension à l'aide d'un voltmètre. Les lectures d'une batterie chargée nouvellement activée doivent être de 12,8 V ou plus après une période de repos de deux heures suivant la charge. (La période de repos est nécessaire pour réduire la charge superficielle.)

Activation et Charge des Batteries

Batteries conventionnelles à haute performance (types IB) et batteries conventionnelles (6N et 12N)

Activation

1. Placez la batterie sur une surface plate et horizontale.
2. Retirez les bouchons d'aération. Ne les jetez pas!
3. Retirez le bouchon à tube d'aération et jetez-le. Le bouchon à tube d'aération ne doit pas être remonté, une fois la batterie remplie, quelles que soient les circonstances.




Paquet d'acide et remplissage

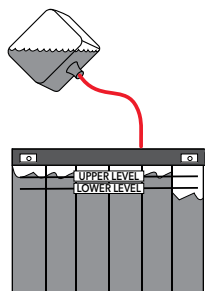
1. Assurez-vous que l'acide est entre 60 et 86° F (15 et 30° C).
2. Coupez la pointe du récipient d'acide en prenant soin de laisser assez de matériau pour fixer le tube de remplissage.
3. Ne comprimez pas le récipient, sinon de l'acide pourrait jaillir de la pointe ouverte.



4. Branchez le tube de remplissage au bouchon.



5. Remplissez soigneusement chaque élément de la batterie d'électrolyte jusqu'au niveau supérieur.



6. Laissez la batterie reposer pendant 60 minutes avant la charge. (Consultez le mode d'emploi de la batterie pour d'autres instructions sur la charge). Placez la bande de bouchons d'aération ou les bouchons sans bien les fermer sur les événements. Vérifiez que le bouchon à tube d'aération a été enlevé.
7. Faites au besoin l'appoint de la batterie jusqu'au niveau supérieur.
8. Exécutez la charge selon les instructions.

Tout acide restant doit être correctement éliminé en le déposant dans une installation officielle prévue pour déchets dangereux.

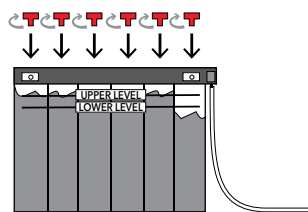
Charge

Charge – une charge initiale est requise avant de mettre la batterie en service. (Consultez le mode d'emploi de la batterie pour les instructions détaillées.)

1. Utilisez un chargeur de batterie entièrement automatique avec une capacité de moins de 2 ampères.
2. Arrêtez la charge si la batterie devient trop chaude au toucher. Il est courant qu'une batterie chauffe un peu lors du processus de charge.

Après la charge

- a. Si le niveau de l'électrolyte tombe en dessous de la ligne du niveau supérieur, faites l'appoint d'eau distillée. Recouvrez les trous de remplissage sans serrer les bouchons et chargez la batterie pendant 30 minutes pour mélanger l'eau ajoutée à l'électrolyte.
- b. Enfoncez bien la bande de bouchons, ou si les bouchons sont vissables, serrez-les correctement mais pas au point d'endommager le filetage.
- c. Connectez le flexible d'aération à l'orifice de l'évent et disposez le flexible à l'endroit où se trouvait le tube d'origine, une fois la batterie installée sur la motocyclette.



Nettoyez la batterie au besoin avec de l'eau et séchez-la. Vérifiez la tension de la batterie. Si la tension est inférieure à 12,7 volts, rechargez-la pendant environ 40 % de la durée de charge d'origine.

Entretien

Un entretien régulier de la batterie doit être effectué, peu importe qu'un problème de démarrage soit survenu ou pas. Les méthodes suivantes aideront à empêcher une panne de batterie prématurée :

1. Vérifiez le niveau d'électrolyte (non requis dans le cas des batteries étanches sans entretien). Si le niveau d'électrolyte est inférieur à la partie supérieure des plaques dans n'importe quelle cellule (ou la ligne de niveau la plus basse), remplissez avec de l'eau potable propre ou de l'eau distillée pour élever le niveau.

REMARQUE : Un niveau d'électrolyte bas peut indiquer un mauvais fonctionnement du système de charge.

2. Gardez la batterie propre de tout déversement d'acide et de toute poussière, particulièrement autour des bornes.
3. Gardez le tube d'échappement exempt de tout plissement ou de toute accumulation de poussière.
4. Si le véhicule n'est pas utilisé fréquemment, la batterie nécessitera une recharge supplémentaire. Les facteurs suivants font varier les taux ou les temps de charge spécifiques :
 - a. Capacité électrique de la batterie
 - b. Température de l'électrolyte
 - c. État de charge de la batterie au début de la charge
 - d. Âge et état de la batterie
 - e. Type de chargeur
5. Vérifiez la densité de l'acide ou la tension de la batterie pour vous assurer que l'état de charge est de 100 %. Si ce n'est pas le cas, une charge supplémentaire est requise.

Activation et Charge des Batteries**Batteries conventionnelles à haute performance (types IB) et batteries conventionnelles (6N et 12N)**

Consulter les tableaux ci-dessous pour connaître les lectures de test de batterie à l'aide d'un hydromètre ou d'un voltmètre.

Lecture de densité spécifique à l'aide d'un hydromètre

État de la charge	Température de l'électrolyte			
	80° F (26.6° C)		40° F (4.4° C)	
	Types IB	Types 6N et 12N	Types IB	Types 6N et 12N
100 %	1,275	1,265	1,290	1,280
75 %	1,225	1,215	1,240	1,230
50 %	1,175	1,165	1,190	1,180
25 %	1,135	1,125	1,150	1,140

Lecture de tension de la batterie à l'aide d'un voltmètre

État de la charge	Types YT et YI	Types IB	Types 6N* et 12N
100 %	13 volts	12,7 volts	12,6 volts
75 %	12,8	12,5	12,4
50 %	12,5	12,2	12,1
25 %	12,2	12,0	11,9
0 %	12 ou moins	11,9 ou moins	11,8 ou moins

*Les types 6N divisent la tension en deux.

REMARQUE : Toutes les batteries conventionnelles à haute performance (type IB) et étanches (types YT et YI) contiennent un produit chimique spécial, **Anti-Sulfation**, qui a été ajouté afin de réduire les dépôts de cristaux de sulfate, qui éventuellement empêchent la batterie d'accepter une charge. **Anti-Sulfation** est une poudre chimique blanche qui peut être visible avant l'activation de la batterie, mais qui se dissout une fois l'électrolyte ajouté. Si la batterie contient le produit **Anti-Sulfation** et qu'elle n'a pas été utilisée pendant une longue période, un temps de recharge prolongé est nécessaire.

Spécifications des Batteries Rares

Taille du Groupe	Type de batterie	Volts	Dimensions – Pouces			Dimensions – Millimètres			Substitutions de Groupes*
			L	W	H	L	W	H	
2E	Equipment Commercial	6	19 ^{3/8}	4 ^{1/8}	9 ^{1/8}	492	105	232	3EH ⁶
2N	Automobile	6	10	5 ^{1/2}	8 ^{7/8}	254	140	225	
2-8V	Equipment Commercial	8	10 ^{3/8}	6 ^{15/16}	9 ^{1/16}	264	176	230	1-8V ⁶
3	Equipment Commercial	6	11 ^{3/4}	7	9 ^{1/4}	298	178	235	2 ^{5,6}
4EH	Application Special Pour Tracteur	6	19 ^{5/16}	5	9 ^{13/16}	491	127	249	3EH ⁶
5D	Equipment Lourd	6	13 ^{3/4}	7 ^{1/8}	9 ^{3/8}	349	181	238	4 ⁶
6D	Equipment Lourd	12	20 ^{3/4}	10	10 ^{1/4}	527	254	260	4D ⁶
7D	Equipment Lourd	6	16 ^{1/4}	7 ^{1/8}	9 ^{3/8}	413	181	238	4 ⁶
16TF	Application Special Pour Tracteur	12	16 ^{9/16}	7 ^{1/8}	11 ^{1/8}	421	181	283	
21	Automobile	12	8 ^{3/16}	6 ^{13/16}	8 ^{3/4}	208	173	222	25 ⁶ , 34 ⁶ , 24 ⁶ , 26 ^{1D}
21R	Automobile	12	8 ^{3/16}	6 ^{13/16}	8 ^{3/4}	208	173	222	35 ⁶ , 24F ⁶ , 26R ^{1D}
24T	Automobile	12	10 ^{1/4}	6 ^{13/16}	9 ^{3/4}	260	173	248	
28	Equipment Lourd	12	10 ^{1/4}	6 ^{13/16}	9 ^{7/16}	260	173	240	
30HR	Equipment Lourd	12	13 ^{1/2}	6 ^{13/16}	9 ^{1/4}	343	173	235	29H ^{7,6}
33	Automobile	12	13 ^{5/16}	6 ^{13/16}	9 ^{3/8}	338	173	238	31A
34R	Automobile	12	13 ^{5/16}	6 ^{13/16}	9 ^{3/8}	338	173	238	24F ⁶ , 78DT ⁶
43	Automobile	12	13 ^{1/8}	6 ^{7/8}	8 ^{1/16}	333	175	205	48 ⁶ , 41 ⁶
46	Automobile	12	10 ^{3/4}	6 ^{13/16}	9	273	173	229	24 ⁶
54	Automobile	12	7 ^{5/16}	6 ^{1/16}	8 ^{3/8}	186	154	213	56
55	Automobile	12	8 ^{9/16}	6 ^{1/16}	8 ^{3/8}	217	154	213	56
57	Automobile	12	8 ^{1/16}	7 ^{3/16}	6 ^{15/16}	205	183	176	58
60	Automobile	12	13 ^{1/16}	6 ^{5/16}	8 ^{7/8}	332	160	225	27
61	Automobile	12	7 ^{9/16}	6 ^{3/8}	8 ^{7/8}	192	162	225	56 ⁶
62	Automobile	12	8 ^{7/8}	6 ^{3/8}	8 ^{7/8}	225	162	225	56 ⁶
63	Automobile	12	10 ^{3/16}	6 ^{3/8}	8 ^{7/8}	259	162	225	56 ⁶
64	Automobile	12	11 ^{5/8}	6 ^{3/8}	8 ^{7/8}	295	162	225	56 ⁶
71	Automobile	12	8 ^{3/16}	7 ^{1/16}	8 ^{1/2}	208	179	216	75DT ⁶ , 75, 70
72	Automobile	12	9 ^{1/16}	7 ^{1/16}	8 ^{1/4}	230	179	210	75DT ⁶ , 78DT ⁶ , 75, 78, 70
73	Automobile	12	9 ^{1/16}	7 ^{1/16}	8 ^{1/2}	230	179	216	75DT ⁶ , 78DT ⁶ , 75, 78, 70
74	Automobile	12	10 ^{1/4}	7 ^{1/4}	8 ^{3/4}	260	184	222	75DT ⁶ , 78DT ⁶ , 75, 78, 70
97R	Automobile	12	9 ^{15/16}	6 ^{15/16}	7 ^{1/2}	252	176	191	
98R	Automobile	12	11 ^{1/8}	6 ^{15/16}	7 ^{1/2}	283	176	191	48 ⁶
99	Automobile	12	8 ^{1/8}	6 ^{15/16}	6 ^{15/16}	206	176	176	

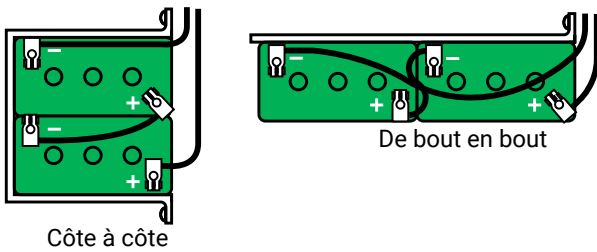
*SUBSTITUTIONS: Pour les notes en bas de page, voir page 508.

Clause de non-responsabilité: Les seuls remplacements recommandés concernent les batteries indiquées dans la section Usages de ce manuel. Avec les substitutions, les installateurs doivent vérifier que les CCA et RC sont adéquats et doivent utiliser leur meilleur jugement relativement au dégagement du capot, au bon ajustement, à la longueur du câble, à la proximité des terminaux vers les composants sous le capot et à la polarité. Interstate Batteries se dégage de toute responsabilité pour les dommages subis à la suite de l'utilisation des renseignements de ce catalogue.

Automotive & Light Truck
Automotrices y Camiones Livianos
Automobile et CamionnetteHeavy-Duty Truck
Camiones Para Servicio Pesado
Poids LourdAgriculture
Agrícola
AgricultureIndustrial
Industrial
IndustrialLawn & Garden
Césped y Jardín
Jardin et PelousePowersports
Vehículos Deportivos
Sports MotorisésReference
Referencia
Référence

Connexions des Batteries

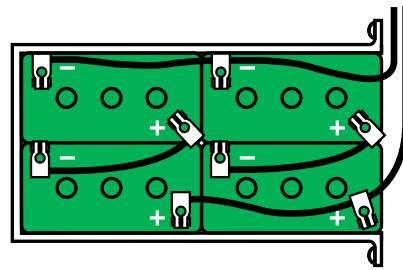
Deux Batteries 6V = Système de 12V



Connexion en série

	Par Batterie	Par Système
CCA	600	600
Minutes RC	225	225

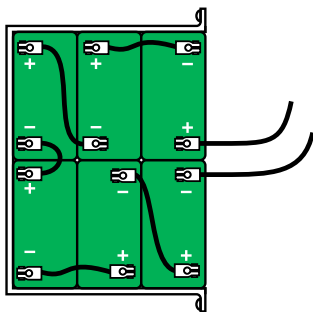
Quatre batteries 6V = Système de 12V



Connexion en série parallèle

	Par Batterie	Par Système
CCA	600	1200
Minutes RC	225	450

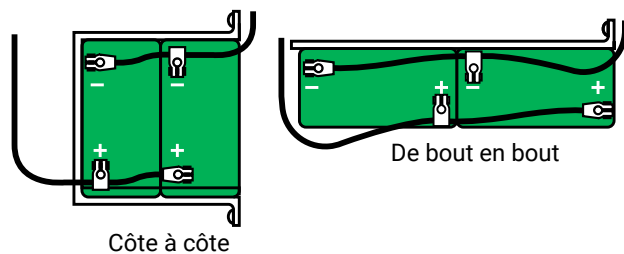
Six batteries de 6V = 36V/Six batteries de 8V = 48 V



Connexion en série

Six 6V	36V	Six 8V	48V
225 Ah		170 Ah	

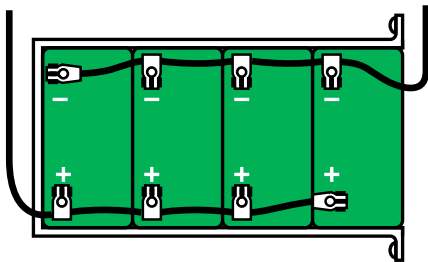
Deux batteries 12V = Système de 12V



Connexion en parallèle

	Par Batterie	Par Système
CCA	700	1400
Minutes RC	190	380

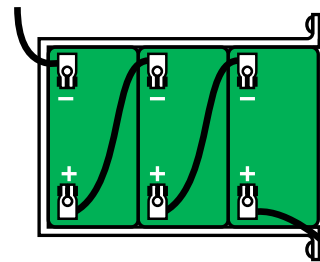
Quatre batteries 12V = Système de 12V



Connexion en parallèle

	Par Batterie	Par Système
CCA	700	2800
Minutes RC	190	760

Trois batteries 12V = Système de 36V



Connexion en série

	Par Batterie	Par Système
CCA	800	800
Minutes RC	190	190

Abréviations

2V	2 soupapes par cylindre	HP	Chevaux
4V	4 soupapes par cylindre	HSC	Combustion haute turbulence (chambre)
2WD	2 roues motrices	Htr	Réchauffeur
4WD	4 roues motrices	HWS	Pare-brise chauffant
AC	Climatisation	Hyb	Hybride
AGM	Mat de verre absorbé	Ign	Allumage
Ah	Ampère-heure	IHC	International Harvester Co.
Alt	Substitut	Incl	Incluant
AT	Boîte de vitesses automatique	Ind	Industriel
Aux	Auxiliaire	L	Litre
AWD	Toutes roues motrices	L4/L5/L6	Moteur 4, 5 ou 6 cylindres en ligne
Bat	Batterie	Lft	Gauche
BCI	Battery Council International	LPG	Gaz de pétrole liquéfiés
CA	(Cranking Amps) Ampères au démarrage	MFI	Injection multipoint de carburant
Calif	Californie	Modif	Modifié
Can	Canada	MT	Boîte de vitesses manuelle
Carb	Carburateur	MY	Année modèle
CFI	Injection centrale de carburant	N/A	Non disponible
cc	Centimètre cube	No.	Numéro
CCA	(Cold Cranking Amps) Ampères de démarrage à froid (0° F)	OE	Équipement d'origine
CDI	Injection directe courante	OHC	Came en tête
ci	Pouce cube	OHV	Soupape en tête
Comp	Compression	Opt	En option
Cont	Continental	Pkg	Ensemble
Conv	Décapotable	PPkg	Options police
CVT	Transmission à variation continue	PS	Servodirection
Cyl	Cylindre	PTO	Prise de force
DES	Démarrage à injection directe	RC	(Reserve Capacity) Capacité de réserve
DIN	Deutsche Institut Für Normung	RRC	(Repetitive Reserve Cycles) Cycles répétitifs de réserve
DOHC	Double arbre à cames en tête	Rt	Droite
Dsl	Diesel	RWD	Traction arrière
DT	Borne double	S/C	Avec suralimentation
EFB	Batterie à électrolyte liquide, améliorée	SEO	Option électrique spécial
EFI	Injection électronique de carburant	SG	Insonorisation
ELWB	Empattement extra long	SHO	Super grande capacité
Eng	Moteur	SOHC	Arbre à cames en tête simple
ETR	Radio à syntonisation électronique	Std	De série
Ex	Sauf	SULEV	Véhicule à émissions super ultra faibles
Fig	Figure	TBI	Injection monopoint
FI	Injection de carburant	TDI	Turbo à injection directe
Fla	Floride	US	États-Unis
FWD	Traction avant	V	Pavillon d'aspiration
GVW	Poids brut du véhicule	TTPkg	Ensemble de remorquage
HBL	Éclair arrière chauffé (dégivreur de lunette arrière)	Turbo	Avec turbocompresseur
HA	Haute altitude	w/	Avec
HD	Service intense	w/o	Sans
HO	Grande puissance	Wisc	Wisconsin


Automotive & Light Truck
Automotrices y Camiones Livianos
Automobile et CamionnetteHeavy-Duty Truck
Camiones Para Servicio Pesado
Poids LourdAgriculture
Agrícola
AgricultureIndustrial
Industrial
IndustrialLawn & Garden
Césped y Jardín
Jardín et PelousePowersports
Vehículos Deportivos
Sports MotorisésReference
Referencia
Référence

Référence de Bas de Page

1B. Peut nécessiter l'adaptateur de hauteur B.
Pièce #358310

1C. Peut nécessiter l'adaptateur de hauteur C.
Pièce #358200

1D. Peut nécessiter l'adaptateur de hauteur D.
Pièce #358100



Avis: Pour le remplacement recommandé des batteries, consultez le guide d'application des batteries seulement sous la section indiquée du guide de remplacement des batteries. En cas de substitution, le technicien doit vérifier la CCA et la RC les spécifications du fabricant et également faire preuve de jugement afin de déterminer le dégagement entre la batterie et le capot, le positionnement de la batterie, la longueur des câbles, la proximité des bornes aux composants du capot et la polarité. Interstate Batteries rejette toute responsabilité pour les dommages pouvant résulter de l'utilisation de l'information contenue dans les présentes.

- | | |
|--|---|
| <p>1. Un adaptateur de hauteur pourrait être nécessaire.</p> <p>2. Deux batteries peuvent être nécessaires.</p> <p>3. Trois batteries peuvent être nécessaires.</p> <p>4. Quatre batteries peuvent être nécessaires.</p> <p>5. Estimation d'ajustement optimal.</p> <p>5a Cinq batteries peuvent être nécessaires.</p> <p>6. Vérifiez la hauteur (dégagement du capot), l'espace du plateau et l'ajustement du mécanisme de retenue. Vérifiez la polarité avant de connecter les câbles.</p> <p>6a Six batteries peuvent être nécessaires.</p> <p>7. Vérifiez la polarité avant de connecter les câbles.</p> <p>8. Un seul événement.</p> <p>9. Batterie de remplacement recommandée par le fabricant illustrée. Peut différer de la batterie d'origine.</p> <p>10. Une modification du dispositif de retenue ou d'écran thermique peut s'avérer nécessaire.</p> <p>11. La batterie d'origine comporte des événements de vidange.</p> <p>12. La batterie d'origine comporte des bornes de type F. Les câbles doivent être modifiés ou changés pour utiliser une batterie de remplacement.</p> <p>14. Polarité inversée. Vérifiez avant l'installation.</p> <p>15. La polarité varie selon la production. Certains véhicules peuvent nécessiter une batterie de groupe 26R. Vérifiez avant l'installation.</p> <p>16. Nécessite des bouchons d'aération individuels afin d'obtenir un dégagement adéquat du capot. Pas des batteries avec des bouchons d'aération fusiformes.</p> <p>17. Option de batterie pour climat chaud uniquement. Pourrait ne pas respecter les exigences de fabrication d'origine.</p> <p>18. Les véhicules I-Drive nécessitent une réinitialisation du système, après l'installation de la nouvelle batterie, qui nécessite un outil spécialisé BMW.</p> <p>19. Consultez l'information sur l'entretien du fabricant pour la modification.</p> <p>20. Certains modèles nécessitent une batterie du groupe 91. Vérifiez la batterie d'origine.</p> <p>21. Certains véhicules nécessitent une batterie du groupe 35. Vérifiez la polarité avant l'installation.</p> <p>22. 12 volts spéciale: 9⁵/₈ po (224,5 mm) x 6⁷/₈ po (174,6 mm) x 7⁹/₁₆ po (192,1 mm). Vérifiez la polarité avant l'installation.</p> <p>23. 12 volts spéciale: 10 po (254 mm) x 6¹/₁₆ po (154 mm) x 8³/₈ po (213 mm). Vérifiez la polarité avant l'installation.</p> <p>24. 12 volts spéciale: 14¹⁵/₁₆ po (379,4 mm) x 6³/₄ po (171,5 mm) x 7³/₈ po (187,3 mm).</p> <p>26. 12 volts spéciale: 9³/₄ po (247,7 mm) x 5 po (127 mm) x 7¹/₂ po (190,5 mm). La batterie est aérée à l'extérieur du véhicule.</p> <p>27. 12 volts spéciale: 9⁷/₈ po (250,8 mm) x 6¹¹/₁₆ po (169 mm) x 3¹¹/₁₆ po (93,7 mm).</p> | <p>28. 12 volts spéciale: 9⁹/₁₆ po (242,9 mm) x 6¹³/₁₆ po (173 mm) x 6¹¹/₁₆ po (169,9 mm).</p> <p>30. 12 volts spéciale: 9 po (228,6 mm) x 7¹/₄ po (184,1 mm) x 7¹/₂ po (190,5 mm).</p> <p>31. Batterie à cycle profonde spéciale.</p> <p>33. Batterie AGM avec valve de régulation.</p> <p>34. Batterie à stabilité vibrationnelle.</p> <p>35. Support sans poignée.</p> <p>40. La batterie est encastrée dans une "boîte de refroidissement actif" avec un col d'entrée d'air à l'extérieur du compartiment-moteur.</p> <p>41. Utilise une batterie pour motocyclette. Aucun équivalent BCI.</p> <p>42. Mêmes dimensions que les batteries du groupe 27 mais utilise des bornes de type X.</p> <p>43. La batterie d'origine. Comporte un emplacement de bornes non standard. Peut nécessiter des modifications au niveau des câbles.</p> <p>44. S/ HBL mais avec RSE, ensemble ordinateur de bord ou centre de message audio.</p> <p>45. Groupe de taille non BCI.</p> <p>47. La batterie recommandée pour ce véhicule est basée sur Ah et non CCA.</p> <p>48. Pourrait ne pas respecter les exigences de l'équipement d'origine.</p> <p>49. La trousse d'entretoise de batterie est nécessaire pour certains modèles.</p> <p>50. La batterie est aérée vers l'extérieur du véhicule.</p> <p>51. La batterie peut nécessiter un tuyau d'évent.</p> <p>52. Utiliser avec l'adaptateur Land Rover AMR3679S, des brides AMR3679 et des boulons en J AMR3681.</p> <p>53. Utiliser avec l'adaptateur Land Rover AMR3679S.</p> <p>54. L'ICEDF est une valeur nominale NE (Norme Européenne).</p> <p>55. Le système informatique du véhicule doit être réinitialisé. Contacter votre spécialiste de service.</p> <p>56. Batteries de divers groupes utilisées dans la production.</p> <p>57. Les modèles (2008 et 2009) avec des radios « MyGig » REN ou REZ exigent que le fusible d'alimentation pour la radio soit retiré avant de déconnecter la batterie Voir la procédure de service 08-003-09 de Chrysler.</p> <p>58. Les codes de production sont indiqués sur une étiquette située près du pneu de secours ou dans le livret de la garantie.</p> <p>59. Batterie à électrolyte liquide améliorée (EFB)</p> <p>60. Batterie au lithium-ion seulement</p> <p>61. Avec capteur</p> <p>62. Batterie spécialement conçue pour les applications auxiliaires VE/HYBRIDE.</p> |
|--|---|

Automotive & Light Truck
Automotrices y Camiones Livianos
Automobile et Camionnette

Heavy-Duty Truck
Camiones Para Servicio Pesado
Poids Lourds

Agriculture
Agrícola
Agriculture

Industrial
Industrial
Industriel

Lawn & Garden
Césped y Jardín
Jardin et Pelouse

Powersports
Vehículos Deportivos
Sports Motorisés

Referencia
Referencia
Référence

Automotive & Light Truck
Automotrices y Camiones Livianos
Automobile et Camionnette

Heavy-Duty Truck
Camiones Para Servicio Pesado
Poids Lourd

Agriculture
Agrícola
Agriculture

Industrial
Industrial
Industriel

Lawn & Garden
Césped y Jardín
Jardin et Pelouse

Powersports
Vehículos Deportivos
Sports Motorisés

Reference
Referencia
Référence

Abbreviations

Automotive & Light Truck
Automotrices y Camiones Livianos
Automobile et Camionnette

Heavy-Duty Truck
Camiones Para Servicio Pesado
Poids Lourds

Agriculture
Agrícola
Agriculture

Industrial
Industrial
Industriel

Lawn & Garden
Césped y Jardín
Jardin et Pelouse

Powersports
Vehículos Deportivos
Sports Motorisés

Reference
Referencia
Référence

2V	2 Valve per Cylinder
4V	4 Valve per Cylinder
2WD	Two-Wheel Drive
4WD	Four-Wheel Drive
AC	Air Conditioning
AGM	Absorbed Glass-Mat
Ah	Amp Hour
Alt	Alternate
AT	Automatic Transmission
Aux	Auxiliary
AWD	All Wheel Drive
Bat	Battery
BCI	Battery Council International
BMS	Battery Management System
CA	Cranking Amps
Calif	California
Can	Canada
Carb	Carburetor
CFI	Central Fuel Injection
cc	Cubic Centimeter
CCA	Cold Cranking Amps (0° F)
CDI	Common Direct Injection
ci	Cubic inch
Comp	Compression
Cont	Continental
Conv	Convertible
CVT	Continuously Variable Transmission
Cyl	Cylinder
DES	Direct Injection Start
DIN	Deutsche Institut für Normung
DOHC	Dual Overhead Cam
Dsl	Diesel
DT	Dual Terminal
EFB	Enhanced Flooded Battery
EFI	Electronic Fuel Injection
ELWB	Extra Long Wheel Base
Eng	Engine
ETR	Electronic Tuning Radio
EN	European Norm
Ex	Except
Fig	Figure
FI	Fuel Injection
Fla	Florida
FWD	Front-Wheel Drive
GVW	Gross Vehicle Weight
HBL	Heated Back Light (Rear Window Defroster)
HA	High Altitude
HD	Heavy Duty
HO	High Output
HP	Horsepower
HSC	High Swirl Combustion (chamber)

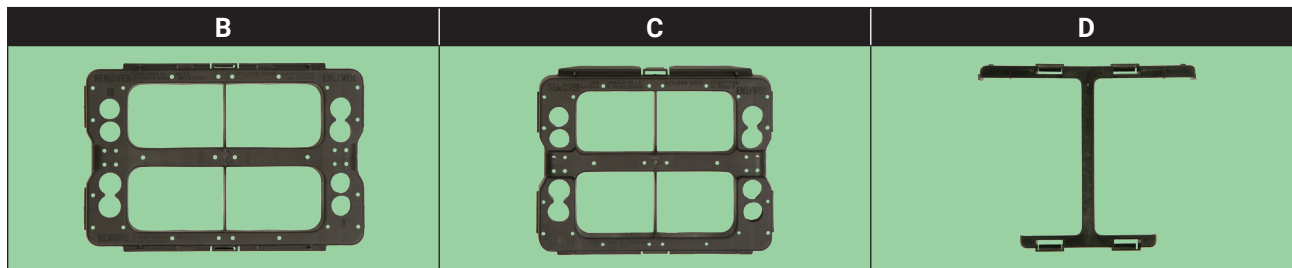
Htr	Heater
HWS	Heated Windshield
Hyb	Hybrid
Ign	Ignition
IHC	International Harvester Co.
Incl	Including
Ind	Industrial
L	Liter
L4/L5/L6	In-Line 4, 5 or 6 Cylinder Engine
Lft	Left
Li-ion	Lithium ion
LPG	Liquified Petroleum Gas
MDPS	Motor Driven Power Steering
MFI	Multi-Port Fuel Injection
Modif	Modified
MT	Manual Transmission
MY	Model Year
N/A	Not Available
No.	Number
OE	Original Equipment
OHC	Overhead Cam
OHV	Overhead Valve
Opt	Optional
PHEV	Plug-in Hybrid Electric Vehicle
Pkg	Package
PPkg	Police Package
PS	Power Steering
PTO	Power Take-Off
PR Code	Production Run Code
RC	Reserve Capacity
RRC	Repetitive Reserve Cycles
Rt	Right
RWD	Rear-Wheel Drive
S/C	Super Charged
SEO	Special Electrical Option
SG	Sound Guard
SHO	Super High Output
SOHC	Single Overhead Cam
Std	Standard
SULEV	Super Ultra Low Emissions Vehicle
TBI	Throttle Body Injection
TDI	Turbo Direct Injection
US	United States
V	Venturi
TTPkg	Trailer Towing Package
Turbo	Turbo Charged
w/	With
w/o	Without
Wisc	Wisconsin

Footnotes

1B. May require height adapter B.
Part #358310

1C. May require height adapter C.
Part #358200

1D. May require height adapter D.
Part #358100



Disclaimer: The only recommended replacements are those batteries indicated in the Applications section of this *Battery Application Guide*. With substitutions, installer should check for adequate CCA and RC and should use best judgment regarding hood clearance, proper fit, cable length, proximity of terminals to under-hood components and polarity. Interstate Batteries denies any liability for damages as a consequence of using or misusing this information.

- 1 May require height adapter.
- 2 Two batteries may be required.
- 3 Three batteries may be required.
- 4 Four batteries may be required.
- 5 Best-fit estimate.
- 5a Five batteries may be required.
- 6 Check for height (hood clearance), tray room and holddown fit. Check clearance before connecting cables.
- 6a Six batteries may be required.
- 7 Check polarity and cable length before connecting cables.
- 8 Not gang vented.
- 9 Manufacturer's recommended replacement battery shown. May vary from OE battery.
- 10 Modification of holddown or heat shield may be necessary.
- 11 OE battery has flush vents.
- 12 OE battery has F terminals. Cables must be modified or replaced to use replacement battery.
- 14 Polarity reversed. Check before installing.
- 15 Polarity varies in production. Some vehicles require a Group 26R. Check before installing.
- 16 Requires individual vent caps for proper hood clearance. Do not fit batteries with pod-type vent caps.
- 17 Battery option in hot climates only. May not meet OE requirements.
- 18 I-drive vehicles require system reset after battery installation. See BMW authorized repair for service.
- 19 See manufacturer's service information for retrofit.
- 20 Some models require Group 91. Check OE battery.
- 21 Some models use Group 35. Check polarity before installing.
- 22 Special 12V: 9 ⁵/₈" x 6 ⁷/₈" x 7 ⁹/₁₆". Check polarity before installing.
- 23 Special 12V: 10" x 6 ¹/₁₆" x 8 ³/₈". Check polarity before installing.
- 24 Special 12V: 14 ¹⁵/₁₆" x 6 ³/₄" x 7 ³/₈"
- 26 Special 12V: 9 ³/₄" x 5" x 7 ¹/₂". Vented outside of vehicle.
- 27 Special 12V: 9 ⁷/₈" x 6 ¹¹/₁₆" x 3 ¹¹/₁₆"
- 28 Special 12V: 9 ⁹/₁₆" x 6 ¹³/₁₆" x 6 ¹¹/₁₆"
- 30 Special 12V: 9" x 7 ¹/₄" x 7 ¹/₂"
- 31 Special deep-cycle battery.
- 33 Valve-regulated AGM battery.
- 34 Vibration-resistant battery.
- 35 Without handle bracket.
- 40 Battery in "active cooling box" with air snorkel to outside of engine compartment.
- 41 Uses motorcycle battery. No BCI equivalent.
- 42 Group 27 with type X terminals.
- 43 OE battery has nonstandard terminal location. May require cable modifications.
- 44 W/o HBL but with ETR, travel computer cluster or audible message center.
- 45 Non-BCI group size.
- 47 The recommended battery for this vehicle is based on Ah and not CCA.
- 48 May not meet OE requirements.
- 49 Battery spacer kit is required on some models.
- 50 Battery is vented outside of vehicle.
- 51 Battery may require vent hose.
- 52 Use with Land Rover adapter AMR3679S, clamp AMR3679, J bolts AMR3681.
- 53 Use with Land Rover adapter AMR3679S.
- 54 CCA Rating is an EN (European Norm) rating.
- 55 Vehicle computer system must be reset. Contact your service specialist.
- 56 Various group size batteries used in production.
- 57 Models (2008, 2009) with MiGig REN or REZ radios require the feed fuse for the radio to be removed before disconnecting the battery. See Chrysler 08-003-09 service procedure.
- 58 PR codes are located on a tag near the spare tire or in the warranty booklet.
- 59 Enhanced Flooded Battery (EFB).
- 60 Li-Ion battery only.
- 61 With sensor.
- 62 Battery specifically designed for EV/HEV auxiliary application.



[InterstateBatteries.com](https://www.interstatebatteries.com)

©2023 Interstate Batteries

Printed in the USA • Impreso en los EE.UU. • Imprimé aux États-Unis | PROD-23-555000 | 272492-23

MAXTAR[®]

BATTERY APPLICATION GUIDE | 2023